


# ***Test setup photos of EUT***


## ***1. Orthogonal plane of EUT***

- The testing was set in the below orthogonal plane and measured.


### **X-axis**



## ***2. Photo of Radiated Spurious Emission Test (Below 1 GHz)***



### ***3. Photo of Radiated Spurious Emission Test (Above 1 GHz)***



### ***4. Photos of DFS Test***

