

## 4. 6 dB Bandwidth

### 4.1. Test Setup



### 4.2. Limit

#### 4.2.1. FCC

According to §15.407(e), within the 5.725-5.85 GHz band, the minimum 6 dB bandwidth of U-NII devices shall be at least 500 kHz.

#### 4.2.2. IC

According to RSS-247 Issue 2, 6.2.4.1, the minimum -6 dB Bandwidth shall be at least 500 kHz.

### 4.3. Test Procedure

All data rates and modes were investigated for this test. The full data for the worst case data rate are reported in this section.

1. This measurement settings are specified in section II.C.2 of KDB 789033 D02 General UNII Test Procedures New Rules v02r01.
2. Set RBW = 100 kHz.
3. Set the video bandwidth (VBW)  $\geq 3 \times$  RBW.
4. Detector = Peak.
5. Trace mode = max hold.
6. Sweep = auto couple.
7. Allow the trace to stabilize.
8. Measure the maximum width of the emission that is constrained by the frequencies associated with the two outermost amplitude points (upper and lower frequencies) that are attenuated by 6 dB relative to the maximum level measured in the fundamental emission.

#### Remark;

In case of band crossing channels 138, 142 and 144, the measurement is complied with section III.A of KDB 789033 D02 General UNII Test Procedures New Rules v02r01.

*The results of this test report are effective only to the items tested. The SGS Korea is not responsible for the sampling, the results of this test report apply to the sample as received. This test report cannot be reproduced, except in full, without prior written permission of the Company. This test report does not assure KOLAS accreditation.*

**SGS Korea Co., Ltd. (Gunpo Laboratory)** 4, LS-ro 182beon-gil, Gunpo-si, Gyeonggi-do, Korea, 15807 <http://www.sgsgroup.kr>

### 4.4. Test Result

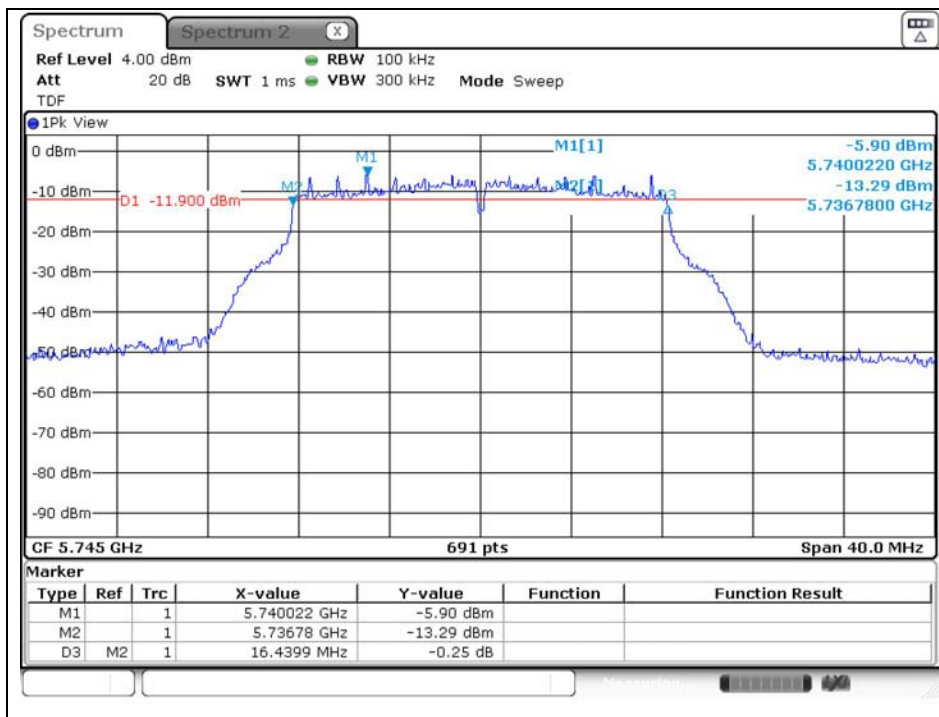
Ambient temperature : (23 ± 1) °C  
 Relative humidity : 47 % R.H.

Band	Mode	Frequency (MHz)	Ch.	Data Rate (Mbps)	6 dB Bandwidth (MHz)	Minimum Bandwidth (kHz)
U-NII 3	11a	5 745	149	6	16.440	500
		5 785	157		16.440	
		5 825	165		16.440	
	11ac_VHT20	5 745	149	MCS0	17.656	
		5 785	157		17.656	
		5 825	165		17.656	
	11ac_VHT40	5 755	151	MCS0	36.006	
		5 795	159		35.774	
		11ac_VHT80	5 775		155	
U-NII 3 (Band-crossing channels)	11a	5 720	144	6	3.220	
	11ac_VHT20	5 720	144	MCS0	3.857	
	11ac_VHT40	5 710	142	MCS0	3.061	
	11ac_VHT80	5 690	138	MCS1	2.974	

### - Test plots

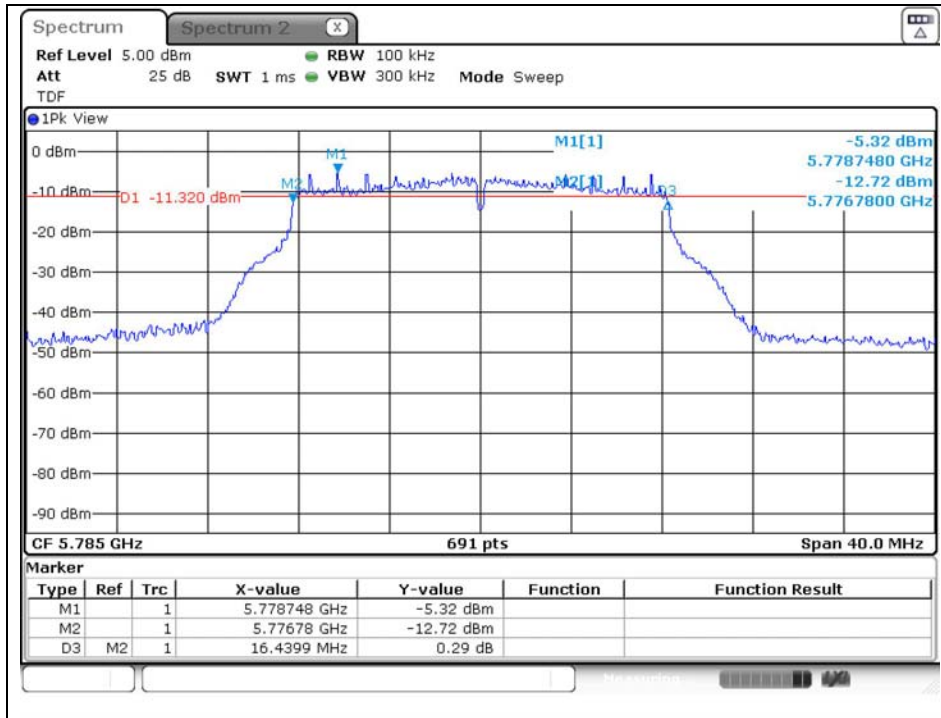
#### 802.11a (Band 3)

Low Channel (5 745 MHz)

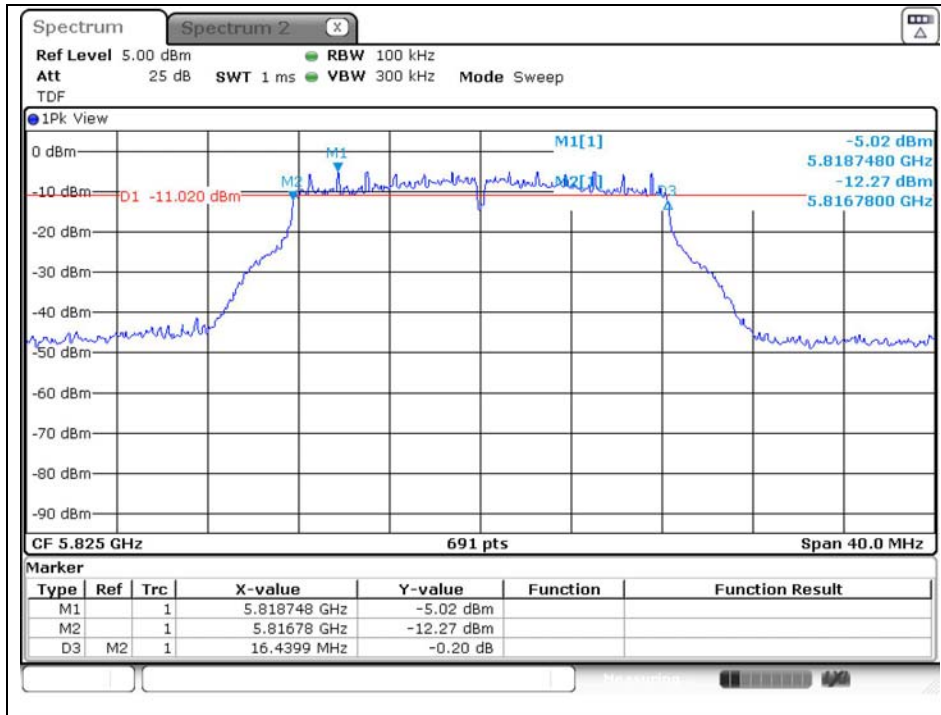


The results of this test report are effective only to the items tested. The SGS Korea is not responsible for the sampling, the results of this test report apply to the sample as received. This test report cannot be reproduced, except in full, without prior written permission of the Company. This test report does not assure KOLAS accreditation.

Middle Channel (5 785 MHz)



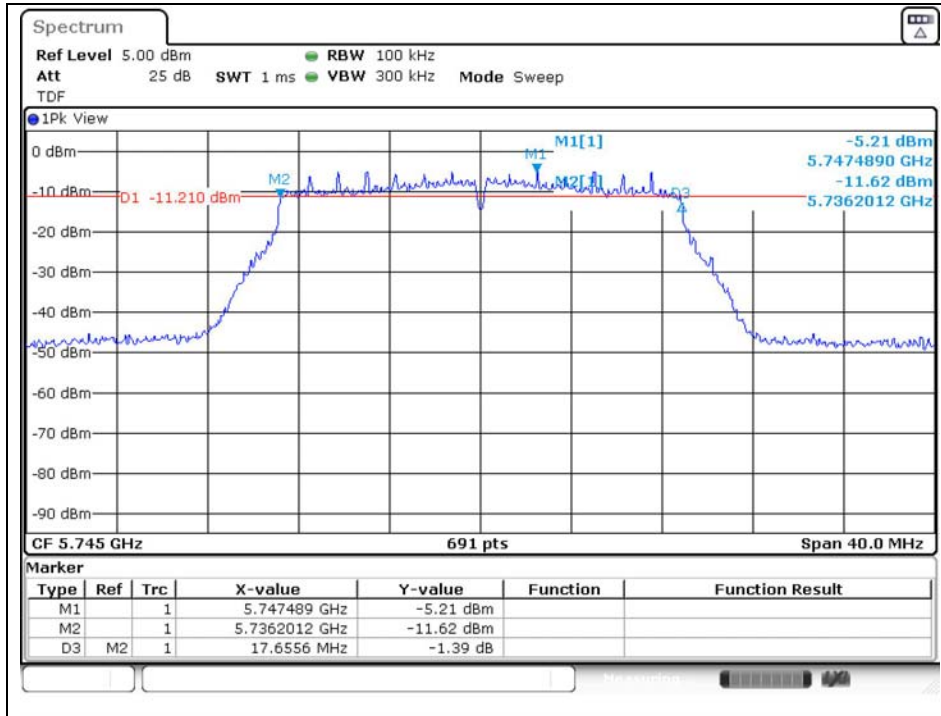
High Channel (5 825 MHz)



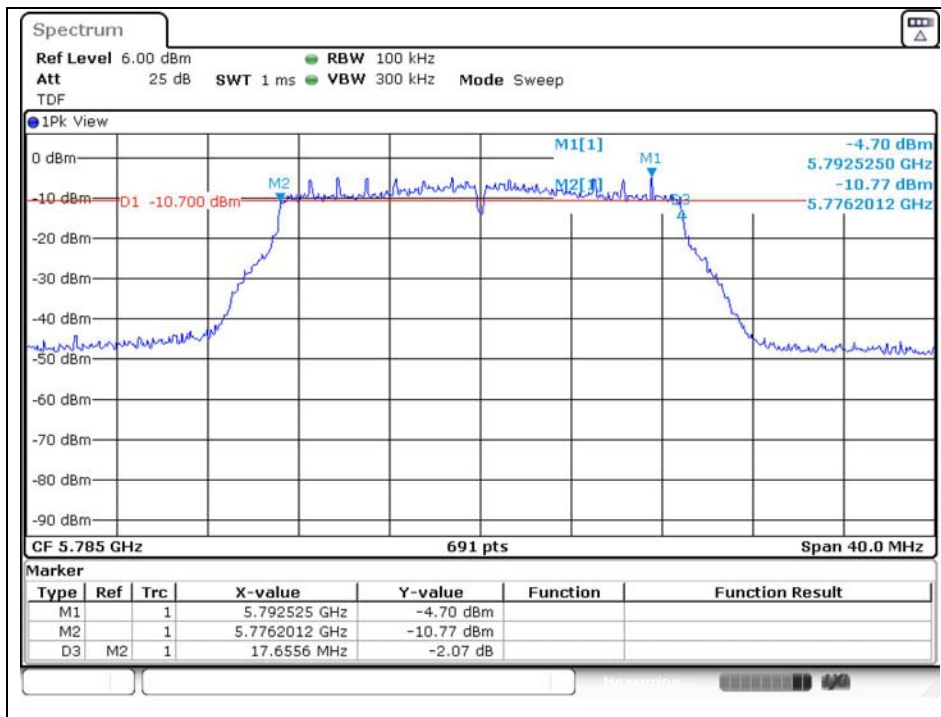
The results of this test report are effective only to the items tested. The SGS Korea is not responsible for the sampling, the results of this test report apply to the sample as received. This test report cannot be reproduced, except in full, without prior written permission of the Company. This test report does not assure KOLAS accreditation.

### 802.11ac\_VHT20 (Band 3)

Low Channel (5 745 MHz)

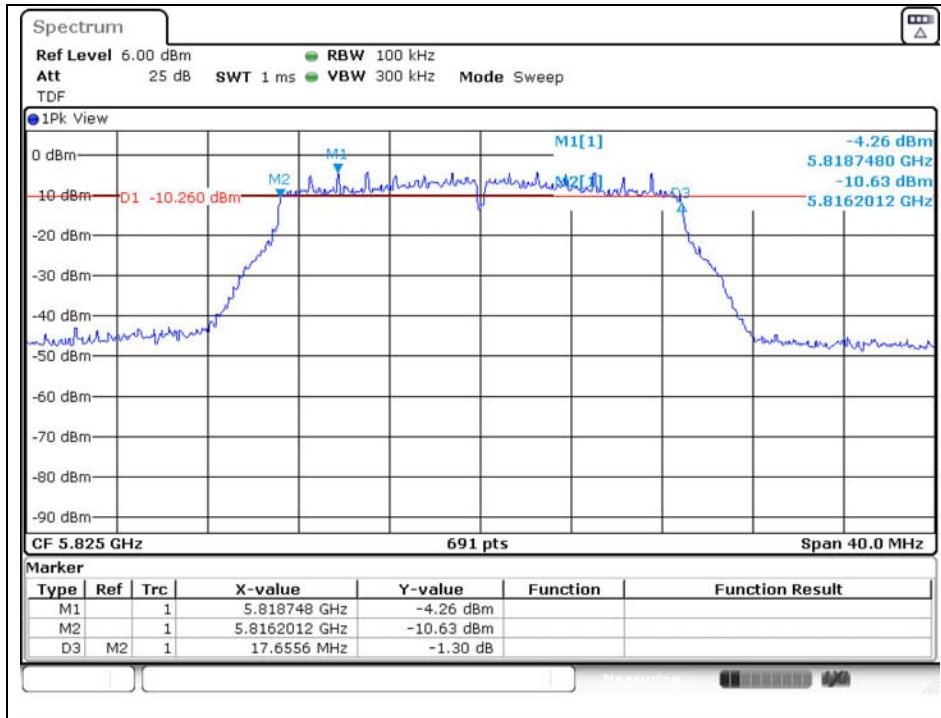


Middle Channel (5 785 MHz)



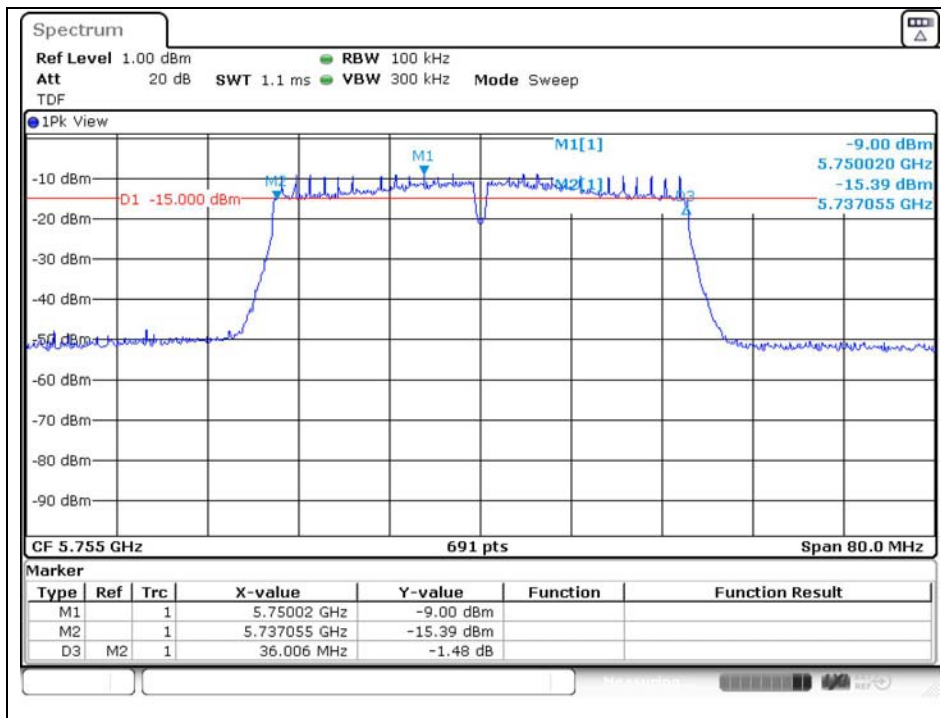
The results of this test report are effective only to the items tested. The SGS Korea is not responsible for the sampling, the results of this test report apply to the sample as received. This test report cannot be reproduced, except in full, without prior written permission of the Company. This test report does not assure KOLAS accreditation.

High Channel (5 825 MHz)



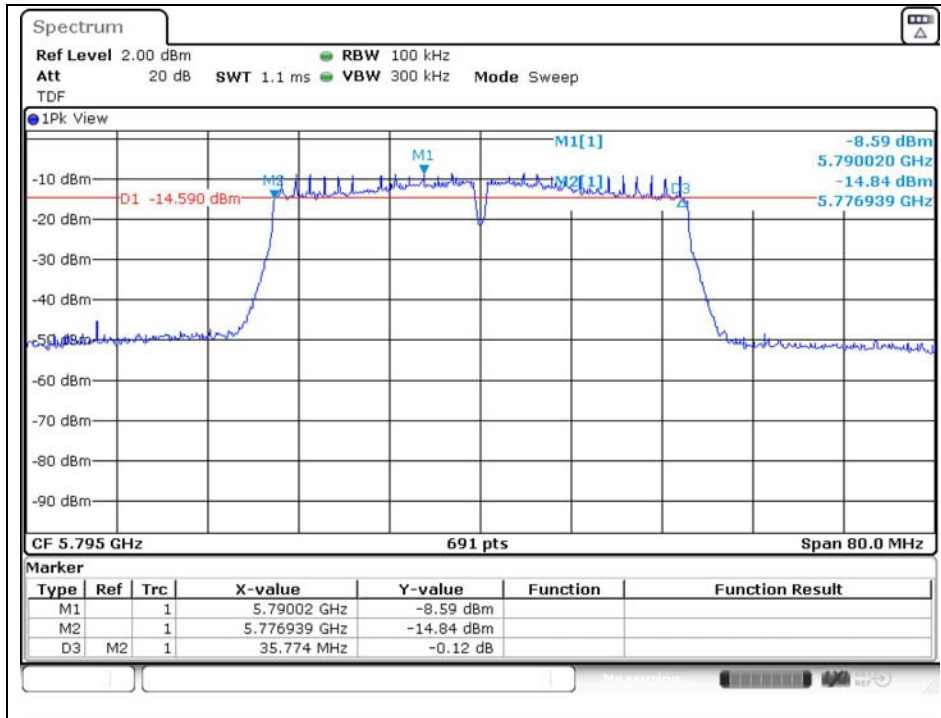
802.11ac\_VHT40 (Band 3)

Low Channel (5 755 MHz)



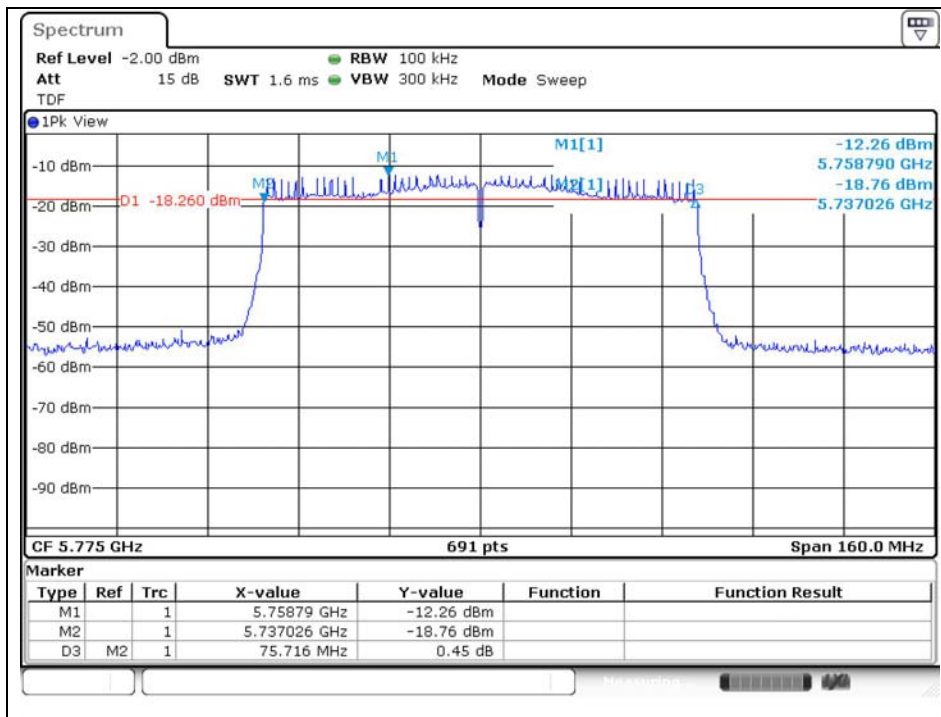
The results of this test report are effective only to the items tested. The SGS Korea is not responsible for the sampling, the results of this test report apply to the sample as received. This test report cannot be reproduced, except in full, without prior written permission of the Company. This test report does not assure KOLAS accreditation.

High Channel (5 795 MHz)



802.11ac\_VHT80 (Band 3)

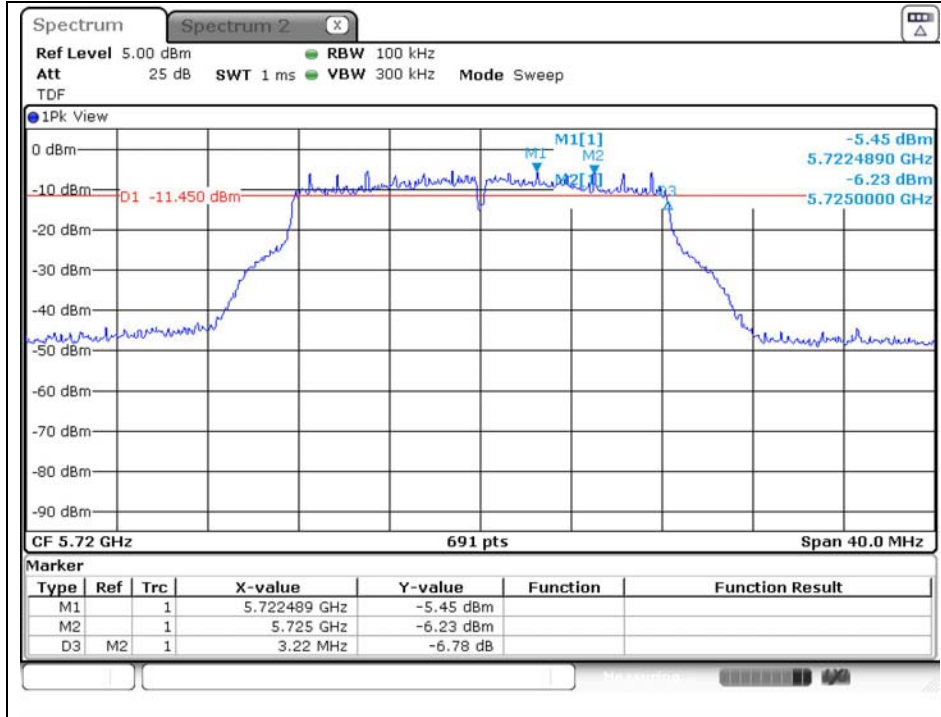
Middle Channel (5 775 MHz)



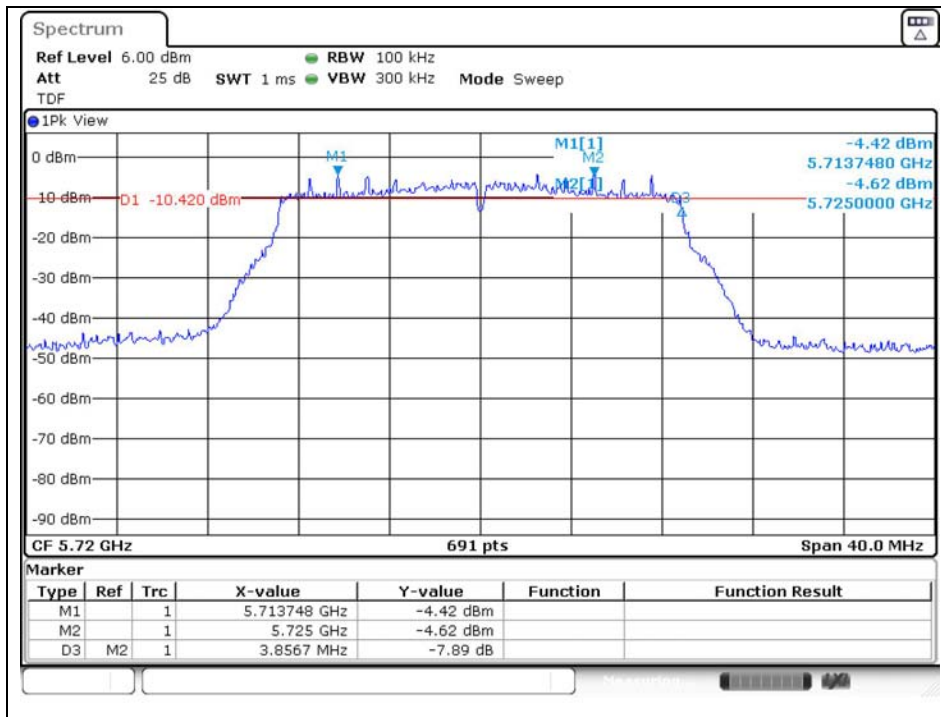
The results of this test report are effective only to the items tested. The SGS Korea is not responsible for the sampling, the results of this test report apply to the sample as received. This test report cannot be reproduced, except in full, without prior written permission of the Company. This test report does not assure KOLAS accreditation.

**Band-crossing channels**

802.11a (5 720 MHz)

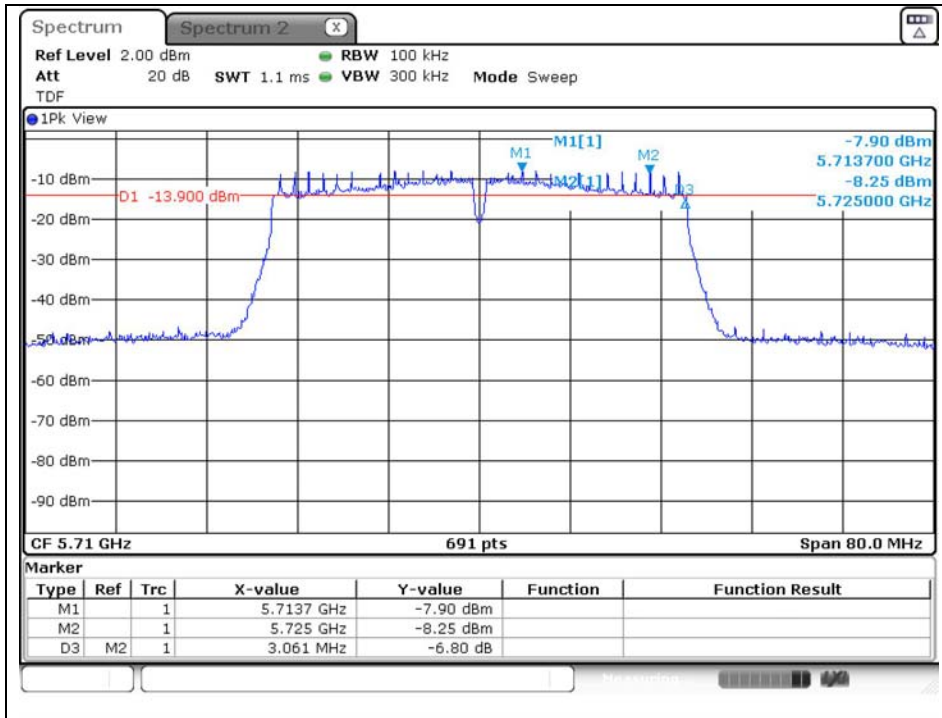


802.11ac\_VHT20 (5 720 MHz)

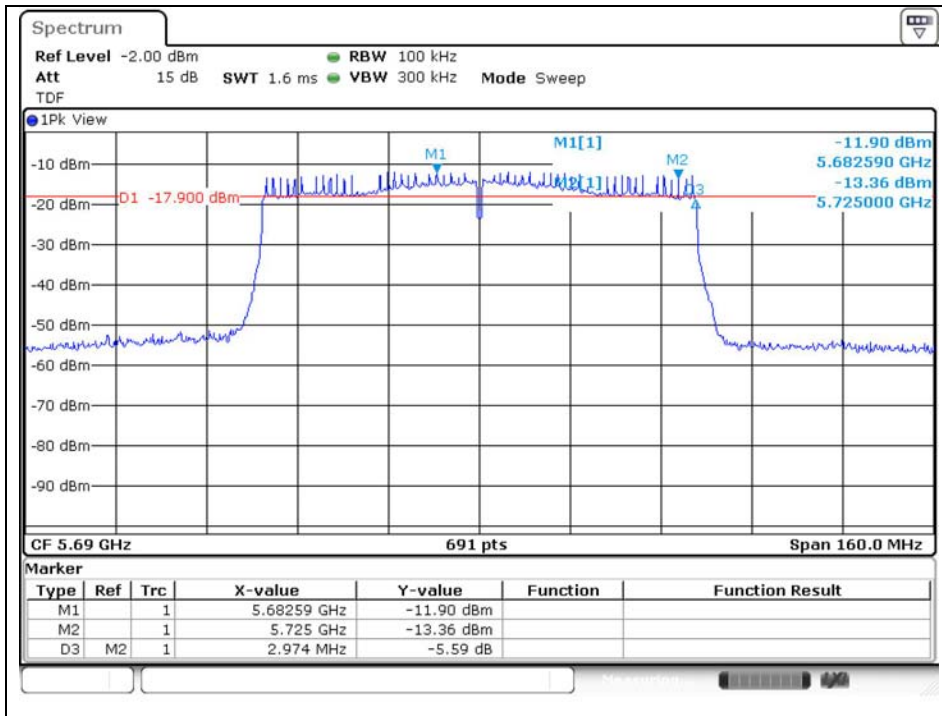


The results of this test report are effective only to the items tested. The SGS Korea is not responsible for the sampling, the results of this test report apply to the sample as received. This test report cannot be reproduced, except in full, without prior written permission of the Company. This test report does not assure KOLAS accreditation.

802.11ac\_VHT40 (5 710 MHz)



802.11ac\_VHT80 (5 690 MHz)

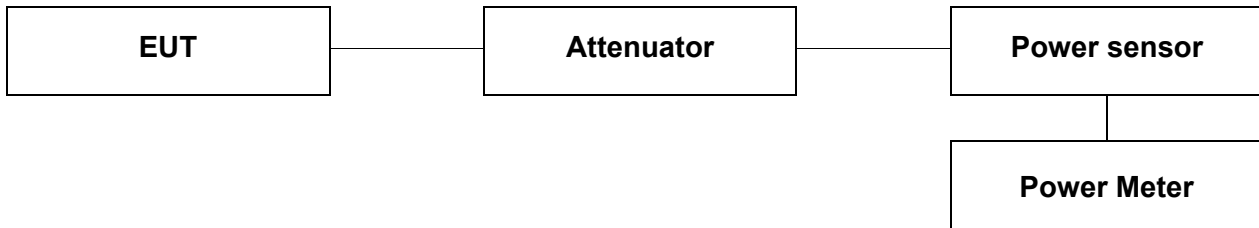


The results of this test report are effective only to the items tested. The SGS Korea is not responsible for the sampling, the results of this test report apply to the sample as received. This test report cannot be reproduced, except in full, without prior written permission of the Company. This test report does not assure KOLAS accreditation.



## 5. Maximum Conducted Output Power

### 5.1. Test Setup



### 5.2. Limit

#### 5.2.1. FCC

According to 15.407(a)(1)(iv)

For client devices in the 5.15-5.25 GHz band, the maximum conducted output power over the frequency band of operation shall not exceed 250 mW provided the maximum antenna gain does not exceed 6 dB i. In addition, the maximum power spectral density shall not exceed 11 dB m in any 1 megahertz band. If transmitting antennas of directional gain greater than 6 dB i are used, both the maximum conducted output power and the maximum power spectral density shall be reduced by the amount in dB that the directional gain of the antenna exceeds 6 dB i.

According to 15.407(a)(2)

For the 5.25-5.35 GHz and 5.47-5.725 GHz bands, the maximum conducted output power over the frequency bands of operation shall not exceed the lesser of 250 mW or 11 dB m + 10 log B, where B is the 26 dB emission bandwidth in megahertz. In addition, the maximum power spectral density shall not exceed 11 dB m in any 1 megahertz band. If transmitting antennas of directional gain greater than 6 dB i are used, both the maximum conducted output power and the maximum power spectral density shall be reduced by the amount in dB that the directional gain of the antenna exceeds 6 dB i.

According to 15.407(a)(3)

For the band 5.725-5.85 GHz, the maximum conducted output power over the frequency band of operation shall not exceed 1 W. In addition, the maximum power spectral density shall not exceed 30 dB m in any 500-kHz band. If transmitting antennas of directional gain greater than 6 dB i are used, both the maximum conducted output power and the maximum power spectral density shall be reduced by the amount in dB that the directional gain of the antenna exceeds 6 dB i. However, fixed point-to point U-NII devices operating in this band may employ transmitting antennas with directional gain greater than 6 dB i without any corresponding reduction in transmitter conducted power. Fixed, point-to-point operations exclude the use of point-to-multipoint systems, omnidirectional applications, and multiple collocated transmitters transmitting the same information. The operator of the U-NII device, or if the equipment is professionally installed, the installer, is responsible for ensuring that systems employing high gain directional antennas are used exclusively for fixed, point-to-point operations.

*The results of this test report are effective only to the items tested. The SGS Korea is not responsible for the sampling, the results of this test report apply to the sample as received. This test report cannot be reproduced, except in full, without prior written permission of the Company. This test report does not assure KOLAS accreditation.*

**SGS Korea Co., Ltd. (Gunpo Laboratory) 4, LS-ro 182beon-gil, Gunpo-si, Gyeonggi-do, Korea, 15807** <http://www.sgsgroup.kr>

### 5.2.2. IC

According to RSS-247 Issue 2,

#### 6.2.1.1 Frequency band 5 150-5 250 MHz

For OEM devices installed in vehicles, the maximum e.i.r.p. shall not exceed 30 mW or  $1.76 + 10 \log_{10}B$ , dBm, whichever is less. Devices shall implement transmitter power control (TPC) in order to have the capability to operate at least 3 dB below the maximum permitted e.i.r.p. of 30 mW.

For other devices, the maximum e.i.r.p. shall not exceed 200 mW or  $10 + 10 \log_{10}B$ , dBm, whichever power is less. B is the 99 % emission bandwidth in megahertz. The e.i.r.p. spectral density shall not exceed 10 dBm in any 1.0 MHz band.

#### 6.2.2.1 Frequency band 5 250-5 350 MHz

For OEM devices installed in vehicles, the maximum e.i.r.p. shall not exceed 30 mW or  $1.76 + 10 \log_{10}B$ , dBm, whichever is less. Devices shall implement TPC in order to have the capability to operate at least 3 dB below the maximum permitted e.i.r.p. of 30 mW.

Devices, other than devices installed in vehicles, shall comply with the following:

a) The maximum conducted output power shall not exceed 250 mW or  $11 + 10 \log_{10}B$ , dBm, whichever is less. The power spectral density shall not exceed 11 dBm in any 1.0 MHz band;

b) The maximum e.i.r.p. shall not exceed 1.0 W or  $17 + 10 \log_{10}B$ , dBm, whichever is less. B is the 99 % emission bandwidth in megahertz. Note that devices with a maximum e.i.r.p. greater than 500 mW shall implement TPC in order to have the capability to operate at least 6 dB below the maximum permitted e.i.r.p. of 1 W.

#### 6.2.3.1 Frequency band 5 470-5 600 MHz and 5 650-5 725 MHz

The maximum conducted output power shall not exceed 250 mW or  $11 + 10 \log_{10}B$ , dBm, whichever is less. The power spectral density shall not exceed 11 dBm in any 1.0 MHz band.

The maximum e.i.r.p. shall not exceed 1.0 W or  $17 + 10 \log_{10}B$ , dBm, whichever is less. B is the 99% emission bandwidth in megahertz. Note that devices with a maximum e.i.r.p. greater than 500 mW shall implement TPC in order to have the capability to operate at least 6 dB below the maximum permitted e.i.r.p. of 1 W.

---

*The results of this test report are effective only to the items tested. The SGS Korea is not responsible for the sampling, the results of this test report apply to the sample as received. This test report cannot be reproduced, except in full, without prior written permission of the Company. This test report does not assure KOLAS accreditation.*

**SGS Korea Co., Ltd. (Gunpo Laboratory) 4, LS-ro 182beon-gil, Gunpo-si, Gyeonggi-do, Korea, 15807** <http://www.sgsgroup.kr>

#### 6.2.4.1 Frequency band 5 725-5 850 MHz

For equipment operating in the band 5 725-5 850 MHz, the minimum 6 dB bandwidth shall be at least 500 kHz. The maximum conducted output power shall not exceed 1 W. The output power spectral density shall not exceed 30 dBm in any 500 kHz band. If transmitting antennas of directional gain greater than 6 dBi are used, both the maximum conducted output power and the output power spectral density shall be reduced by the amount in dB that the directional gain of the antenna exceeds 6 dBi. However, fixed point-to-point devices operating in this band may employ transmitting antennas with directional gain greater than 6 dBi without any corresponding reduction in transmitter conducted power. Fixed point-to-point operations exclude the use of point-to-multipoint<sup>3</sup> systems, omnidirectional applications and multiple collocated transmitters transmitting the same information.

### 5.3. Test Procedure

All data rates and modes were investigated for this test. The full data for the worst case data rate are reported in this section.

1. This measurement settings are specified in section II.E.3.a of KDB 789033 D02 General UNII Test Procedures New Rules v02r01.
2. Measurements may be performed using a wideband RF power meter with a thermocouple detector or equivalent if all of the conditions listed below are satisfied:
  - The EUT is configured to transmit continuously or to transmit with a consistent duty cycle.
  - At all times when the EUT is transmitting, it must be transmitting at its maximum power control level.
  - The integration period of the power meter exceeds the repetition period of the transmitted signal by at least a factor of five.
3. If the transmitter does not transmit continuously, measure the duty cycle,  $x$ , of the transmitter output signal as described in section II.B.
4. Measure the average power of the transmitter. This measurement is an average over both the on and off periods of the transmitter.
5. Adjust the measurement in dBm by adding  $10 \log(1/x)$  where  $x$  is the duty cycle (e.g.,  $10 \log(1/0.25)$  if the duty cycle is 25 %).
6. In case of band crossing channels 138, 142 and 144, the measurement is complied with section III.A of KDB 789033 D02 General UNII Test Procedures New Rules v02r01.

---

*The results of this test report are effective only to the items tested. The SGS Korea is not responsible for the sampling, the results of this test report apply to the sample as received. This test report cannot be reproduced, except in full, without prior written permission of the Company. This test report does not assure KOLAS accreditation.*

## 5.4. Test Result

Ambient temperature : (23 ± 1) °C

Relative humidity : 47 % R.H.

### Test mode: 11a

Band	Frequency (MHz)	Data Rate (Mbps)	Average Power (dB m)	Duty Cycle Correction Factor (dB)	Average Power Result (dB m)
U-NII 1	5 180	6	7.48	0.21	7.69
	5 220		7.00		7.21
	5 240		6.85		7.06
U-NII 2A	5 260		7.06		7.27
	5 300		6.84		7.05
	5 320		6.90		7.11
U-NII 2C	5 500		7.34		7.55
	5 580		6.95		7.16
	5 720		6.72		6.93
U-NII 3	5 745		6.67		6.88
	5 785		6.86		7.07
	5 825		7.00		7.21

Band	Frequency (MHz)	Data Rate (Mbps)	Average Power Result (dB m)	Antenna Gain (dB i)	E.I.R.P. (dB m)
U-NII 1	5 180	6	7.69	-0.61	7.08
	5 220		7.21		6.60
	5 240		7.06		6.45
U-NII 2A	5 260		7.27	-0.18	7.09
	5 300		7.05		6.87
	5 320		7.11		6.93

The results of this test report are effective only to the items tested. The SGS Korea is not responsible for the sampling, the results of this test report apply to the sample as received. This test report cannot be reproduced, except in full, without prior written permission of the Company. This test report does not assure KOLAS accreditation.

SGS Korea Co., Ltd. (Gunpo Laboratory) 4, LS-ro 182beon-gil, Gunpo-si, Gyeonggi-do, Korea, 15807 <http://www.sgsgroup.kr>

Band	FCC Limit					
	Frequency (MHz)	Fixed Limit (dB m)	26 dB BW (MHz)	11+10LogB (dB m)	Antenna Gain (dB i)	Limit (dB m)
U-NII 1	5 180	23.98	/		-0.61	23.98
	5 220					
	5 240					
U-NII 2A	5 260	23.98	20.897	24.20	-0.18	23.98
	5 300		20.955	24.21		
	5 320		20.955	24.21		
U-NII 2C	5 500	23.98	21.013	24.22	-0.77	23.98
	5 580		21.129	24.25		
	5 720		21.071	24.24		
U-NII 3	5 745	30	/		-0.18	30
	5 785					
	5 825					

Band	IC Limit					
	Frequency (MHz)	Fixed Limit (dB m)	99 % BW (MHz)	1.76+10Log <sub>10</sub> B (dB m)	Antenna Gain (dB i)	Limit (dB m)
U-NII 1	5 180	14.77	16.961	14.05	-0.61	14.05
	5 220		16.961	14.05		14.05
	5 240		17.019	14.07		14.07
U-NII 2A	5 260	14.77	17.019	14.07	-0.18	14.07
	5 300		17.019	14.07		14.07
	5 320		17.019	14.07		14.07

Band	IC Limit					
	Frequency (MHz)	Fixed Limit (dB m)	99 % BW (MHz)	11+10Log <sub>10</sub> B (dB m)	Antenna Gain (dB i)	Limit (dB m)
U-NII 2C	5 500	23.98	17.019	23.31	-0.77	23.31
	5 580		17.019	23.31		23.31
	5 720		17.019	23.31		23.31
U-NII 3	5 745	30	/		-0.18	30
	5 785					30
	5 825					30

**Remark;**

1. Average Power Result (dB m) = Average Power (dB m) + Duty Cycle Correction Factor (dB)
2. E.I.R.P. (dB m) = Average Power Result (dB m) + Antenna Gain (dB i)

**Test mode: 11ac\_VHT20**

The results of this test report are effective only to the items tested. The SGS Korea is not responsible for the sampling, the results of this test report apply to the sample as received. This test report cannot be reproduced, except in full, without prior written permission of the Company. This test report does not assure KOLAS accreditation.

SGS Korea Co., Ltd. (Gunpo Laboratory) 4, LS-ro 182beon-gil, Gunpo-si, Gyeonggi-do, Korea, 15807 <http://www.sgsgroup.kr>

Band	Frequency (MHz)	Data Rate (Mbps)	Average Power (dB m)	Duty Cycle Correction Factor (dB)	Average Power Result (dB m)
U-NII 1	5 180	MCS0	7.11	0.22	7.33
	5 220		7.14		7.36
	5 240		7.09		7.31
U-NII 2A	5 260		6.83		7.05
	5 300		7.00		7.22
	5 320		7.05		7.27
U-NII 2C	5 500		7.00		7.22
	5 580		6.68		6.90
	5 720		6.89		7.11
U-NII 3	5 745		6.40		6.62
	5 785		6.45		6.67
	5 825		6.75		6.97

Band	Frequency (MHz)	Data Rate (Mbps)	Average Power Result (dB m)	Antenna Gain (dB i)	E.I.R.P. (dB m)
U-NII 1	5 180	MCS0	7.33	-0.61	6.72
	5 220		7.36		6.75
	5 240		7.31		6.70
U-NII 2A	5 260		7.05	-0.18	6.87
	5 300		7.22		7.04
	5 320		7.27		7.09

Band	FCC Limit					
	Frequency (MHz)	Fixed Limit (dB m)	26 dB BW (MHz)	11+10LogB (dB m)	Antenna Gain (dB i)	Limit (dB m)
U-NII 1	5 180	23.98	/		-0.61	23.98
	5 220					
	5 240					
U-NII 2A	5 260	23.98	21.360	24.30	-0.18	23.98
	5 300		21.534	24.33		
	5 320		21.418	24.31		
U-NII 2C	5 500	23.98	21.476	24.32	-0.77	23.98
	5 580		21.418	24.31		
	5 720		21.708	24.37		
U-NII 3	5 745	30	/		-0.18	30
	5 785					
	5 825					

Band	IC Limit

The results of this test report are effective only to the items tested. The SGS Korea is not responsible for the sampling, the results of this test report apply to the sample as received. This test report cannot be reproduced, except in full, without prior written permission of the Company. This test report does not assure KOLAS accreditation.

SGS Korea Co., Ltd. (Gunpo Laboratory) 4, LS-ro 182beon-gil, Gunpo-si, Gyeonggi-do, Korea, 15807 <http://www.sgsgroup.kr>

	Frequency (MHz)	Fixed Limit (dB m)	99 % BW (MHz)	1.76+10Log <sub>10</sub> B (dB m)	Antenna Gain (dB i)	Limit (dB m)
U-NII 1	5 180	14.77	18.119	14.34	-0.61	14.34
	5 220		18.177	14.36		14.36
	5 240		18.119	14.34		14.34
U-NII 2A	5 260	14.77	18.119	14.34	-0.18	14.34
	5 300		18.119	14.34		14.34
	5 320		18.177	14.36		14.36

Band	IC Limit					
	Frequency (MHz)	Fixed Limit (dB m)	99 % BW (MHz)	11+10Log <sub>10</sub> B (dB m)	Antenna Gain (dB i)	Limit (dB m)
U-NII 2C	5 500	23.98	18.119	23.58	-0.77	23.58
	5 580		18.119	23.58		23.58
	5 720		18.119	23.58		23.58
U-NII 3	5 745	30			-0.18	30
	5 785					30
	5 825					30

**Remark;**

1. Average Power Result (dB m) = Average Power (dB m) + Duty Cycle Correction Factor (dB)
2. E.I.R.P. (dB m) = Average Power Result (dB m) + Antenna Gain (dB i)

The results of this test report are effective only to the items tested. The SGS Korea is not responsible for the sampling, the results of this test report apply to the sample as received. This test report cannot be reproduced, except in full, without prior written permission of the Company. This test report does not assure KOLAS accreditation.

**Test mode: 11ac\_VHT40**

Band	Frequency (MHz)	Data Rate (Mbps)	Average Power (dB m)	Duty Cycle Correction Factor (dB)	Average Power Result (dB m)
U-NII 1	5 190	MCS0	2.58	0.44	3.02
	5 230		2.93		3.37
U-NII 2A	5 270		5.05		5.49
	5 310		4.89		5.33
U-NII 2C	5 510		5.28		5.72
	5 550		5.31		5.75
	5 710		5.29		5.73
U-NII 3	5 755		4.65		5.09
	5 795		4.94		5.38

Band	Frequency (MHz)	Data Rate (Mbps)	Average Power Result (dB m)	Antenna Gain (dB i)	E.I.R.P. (dB m)
U-NII 1	5 190	MCS0	3.02	-0.61	2.41
	5 230		3.37		2.76
U-NII 2A	5 270		5.49	-0.18	5.31
	5 310		5.33		5.15

Band	FCC Limit					
	Frequency (MHz)	Fixed Limit (dB m)	26 dB BW (MHz)	11+10LogB (dB m)	Antenna Gain (dB i)	Limit (dB m)
U-NII 1	5 190	23.98			-0.61	23.98
	5 230					
U-NII 2A	5 270	23.98	40.174	27.04	-0.18	23.98
	5 310		40.289	27.05		
U-NII 2C	5 510	23.98	40.289	27.05	-0.77	23.98
	5 550		40.174	27.04		
	5 710		40.174	27.04		
U-NII 3	5 755	30			-0.18	30
	5 795					

The results of this test report are effective only to the items tested. The SGS Korea is not responsible for the sampling, the results of this test report apply to the sample as received. This test report cannot be reproduced, except in full, without prior written permission of the Company. This test report does not assure KOLAS accreditation.



Band	IC Limit					
	Frequency (MHz)	Fixed Limit (dB m)	99 % BW (MHz)	1.76+10Log <sub>10</sub> B (dB m)	Antenna Gain (dB i)	Limit (dB m)
U-NII 1	5 190	14.77	36.237	17.35	-0.61	14.77
	5 230		36.237	17.35		
U-NII 2A	5 270	14.77	36.353	17.37	-0.18	14.77
	5 310		36.237	17.35		

Band	IC Limit					
	Frequency (MHz)	Fixed Limit (dB m)	99 % BW (MHz)	11+10Log <sub>10</sub> B (dB m)	Antenna Gain (dB i)	Limit (dB m)
U-NII 2C	5 510	23.98	36.237	26.59	-0.77	23.98
	5 550		36.237	26.59		
	5 710		36.353	26.61		
U-NII 3	5 755	30			-0.18	30
	5 795					

**Remark;**

1. Average Power Result (dB m) = Average Power (dB m) + Duty Cycle Correction Factor (dB)
2. E.I.R.P. (dB m) = Average Power Result (dB m) + Antenna Gain (dB i)

*The results of this test report are effective only to the items tested. The SGS Korea is not responsible for the sampling, the results of this test report apply to the sample as received. This test report cannot be reproduced, except in full, without prior written permission of the Company. This test report does not assure KOLAS accreditation.*

**SGS Korea Co., Ltd. (Gunpo Laboratory) 4, LS-ro 182beon-gil, Gunpo-si, Gyeonggi-do, Korea, 15807** <http://www.sgsgroup.kr>

**Test mode: 11ac\_VHT80**

Band	Frequency (MHz)	Data Rate (Mbps)	Average Power (dB m)	Duty Cycle Correction Factor (dB)	Average Power Result (dB m)
U-NII 1	5 210	MCS1	2.81	1.48	4.29
U-NII 2A	5 290		4.56		6.04
U-NII 2C	5 530		4.14		5.62
	5 690		4.03		5.51
U-NII 3	5 755		4.06		5.54

Band	Frequency (MHz)	Data Rate (Mbps)	Average Power Result (dB m)	Antenna Gain (dB i)	E.I.R.P. (dB m)
U-NII 1	5 210	MCS1	4.29	-0.61	3.68
U-NII 2A	5 290		6.04	-0.18	5.86

Band	FCC Limit					
	Frequency (MHz)	Fixed Limit (dB m)	26 dB BW (MHz)	11+10LogB (dB m)	Antenna Gain (dB i)	Limit (dB m)
U-NII 1	5 210	23.98			-0.61	23.98
U-NII 2A	5 290	23.98	81.968	30.14	-0.18	23.98
U-NII 2C	5 530	23.98	82.200	30.15	-0.77	23.98
	5 690	23.98	81.737	30.12		
U-NII 3	5 775	30			-0.18	30

Band	IC Limit					
	Frequency (MHz)	Fixed Limit (dB m)	99 % BW (MHz)	1.76+10Log <sub>10</sub> B (dB m)	Antenna Gain (dB i)	Limit (dB m)
U-NII 1	5 210	14.77	75.716	20.55	-0.61	14.77
U-NII 2A	5 290	14.77	75.716	20.55	-0.18	14.77

Band	IC Limit					
	Frequency (MHz)	Fixed Limit (dB m)	99 % BW (MHz)	11+10Log <sub>10</sub> B (dB m)	Antenna Gain (dB i)	Limit (dB m)
U-NII 2C	5 530	23.98	75.716	29.79	-0.77	23.98
	5 690	23.98	75.716	29.79		
U-NII 3	5 775	30			-0.18	30

**Remark;**

1. Average Power Result (dB m) = Average Power (dB m) + Duty Cycle Correction Factor (dB)
2. E.I.R.P. (dB m) = Average Power Result (dB m) + Antenna Gain (dB i)

The results of this test report are effective only to the items tested. The SGS Korea is not responsible for the sampling, the results of this test report apply to the sample as received. This test report cannot be reproduced, except in full, without prior written permission of the Company. This test report does not assure KOLAS accreditation.

**- Band-crossing channels**

Mode	Band	Frequency (MHz)	Data Rate (Mbps)	Average Power (dB m)	Duty Cycle Correction Factor (dB)	Average Power Result (dB m)
11a	U-NII 2C	5 720	6	5.27	0.21	5.48
	U-NII 3			-2.03		-1.82
11ac_VHT20	U-NII 2C	5 720	MCS0	5.46	0.22	5.68
	U-NII 3			-1.40		-1.18
11ac_VHT40	U-NII 2C	5 710	MCS0	4.50	0.44	4.94
	U-NII 3			-7.29		-6.85
11ac_VHT80	U-NII 2C	5 690	MCS1	2.98	1.48	4.46
	U-NII 3			-12.07		-10.59

Mode	Band	Limit					
		Frequency (MHz)	Fixed Limit (dB m)	26 dB BW (MHz)	11+10LogB (dB m)	Antenna Gain (dB i)	Limit (dB m)
11a	U-NII 2C	5 720	23.98	15.593	22.93	-0.77	22.93
	U-NII 3		30			-0.18	30
11ac_VHT20	U-NII 2C	5 720	23.98	15.825	22.99	-0.77	22.99
	U-NII 3		30			-0.18	30
11ac_VHT40	U-NII 2C	5 710	23.98	35.140	26.46	-0.77	23.98
	U-NII 3		30			-0.18	30
11ac_VHT80	U-NII 2C	5 690	23.98	75.520	29.78	-0.77	23.98
	U-NII 3		30			-0.18	30

**Remark;**

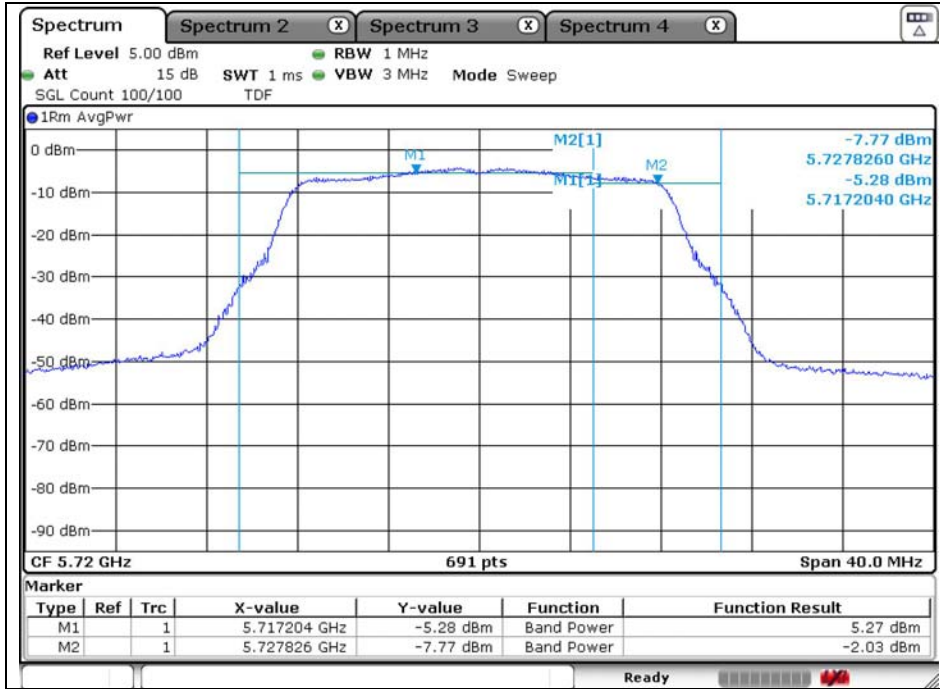
1. Average Power Result (dB m) = Average Power (dB m) + Duty Cycle Correction Factor (dB)

The results of this test report are effective only to the items tested. The SGS Korea is not responsible for the sampling, the results of this test report apply to the sample as received. This test report cannot be reproduced, except in full, without prior written permission of the Company. This test report does not assure KOLAS accreditation.

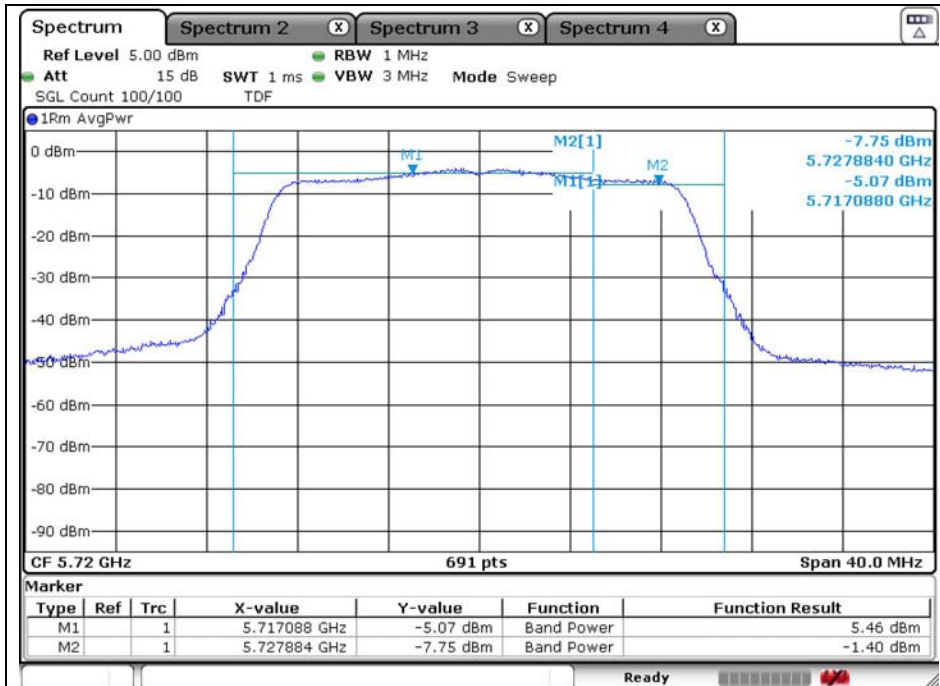
**- Test plots**

**Band-crossing channels**

802.11a (5 720 MHz)

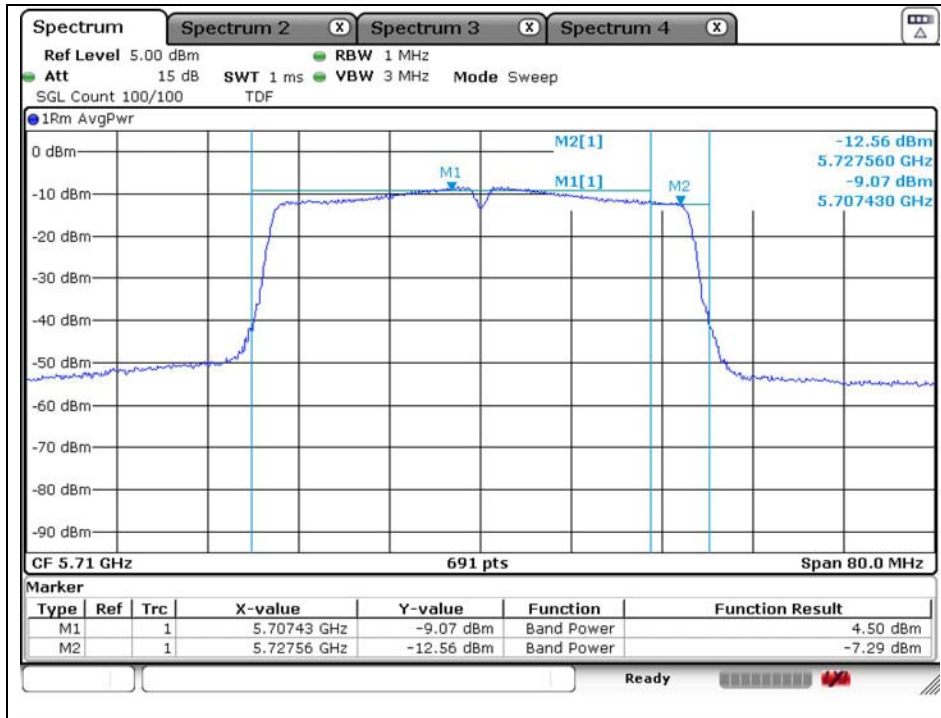


802.11ac\_VHT20 (5 720 MHz)

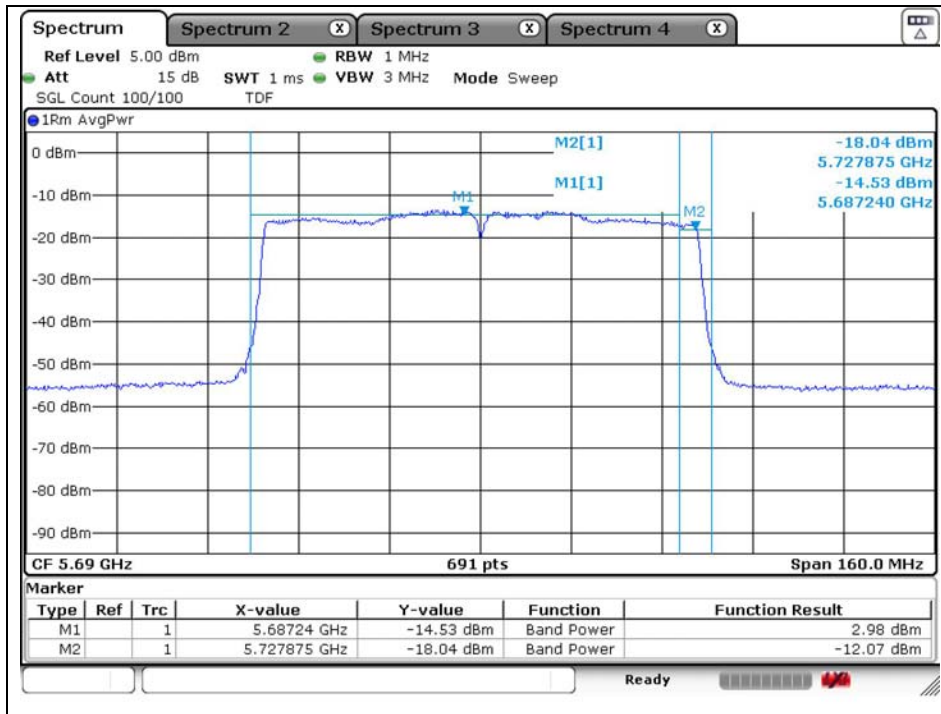


The results of this test report are effective only to the items tested. The SGS Korea is not responsible for the sampling, the results of this test report apply to the sample as received. This test report cannot be reproduced, except in full, without prior written permission of the Company. This test report does not assure KOLAS accreditation.

802.11ac\_VHT40 (5 710 MHz)



802.11ac\_VHT80 (5 690 MHz)



The results of this test report are effective only to the items tested. The SGS Korea is not responsible for the sampling, the results of this test report apply to the sample as received. This test report cannot be reproduced, except in full, without prior written permission of the Company. This test report does not assure KOLAS accreditation.

## 6. Peak Power Spectral Density

### 6.1. Test Setup



### 6.2. Limit

#### 6.2.1 FCC

According to 15.407(a)(1)(iv)

For client devices in the 5.15-5.25 GHz band, the maximum conducted output power over the frequency band of operation shall not exceed 250 mW provided the maximum antenna gain does not exceed 6 dB i. In addition, the maximum power spectral density shall not exceed 11 dB m in any 1 megahertz band. If transmitting antennas of directional gain greater than 6 dB i are used, both the maximum conducted output power and the maximum power spectral density shall be reduced by the amount in dB that the directional gain of the antenna exceeds 6 dB i.

According to 15.407(a)(2)

For the 5.25-5.35 GHz and 5.47-5.725 GHz bands, the maximum conducted output power over the frequency bands of operation shall not exceed the lesser of 250 mW or 11 dB m + 10 log B, where B is the 26 dB emission bandwidth in megahertz. In addition, the maximum power spectral density shall not exceed 11 dB m in any 1 megahertz band. If transmitting antennas of directional gain greater than 6 dB i are used, both the maximum conducted output power and the maximum power spectral density shall be reduced by the amount in dB that the directional gain of the antenna exceeds 6 dB i.

According to 15.407(a)(3)

For the band 5.725-5.85 GHz, the maximum conducted output power over the frequency band of operation shall not exceed 1 W. In addition, the maximum power spectral density shall not exceed 30 dB m in any 500-kHz band. If transmitting antennas of directional gain greater than 6 dB i are used, both the maximum conducted output power and the maximum power spectral density shall be reduced by the amount in dB that the directional gain of the antenna exceeds 6 dB i. However, fixed point-to point U-NII devices operating in this band may employ transmitting antennas with directional gain greater than 6 dB i without any corresponding reduction in transmitter conducted power. Fixed, point-to-point operations exclude the use of point-to-multipoint systems, omnidirectional applications, and multiple collocated transmitters transmitting the same information. The operator of the U-NII device, or if the equipment is professionally installed, the installer, is responsible for ensuring that systems employing high gain directional antennas are used exclusively for fixed, point-to-point operations.

*The results of this test report are effective only to the items tested. The SGS Korea is not responsible for the sampling, the results of this test report apply to the sample as received. This test report cannot be reproduced, except in full, without prior written permission of the Company. This test report does not assure KOLAS accreditation.*

**SGS Korea Co., Ltd. (Gunpo Laboratory) 4, LS-ro 182beon-gil, Gunpo-si, Gyeonggi-do, Korea, 15807** <http://www.sgsgroup.kr>

## 6.2.2 IC

According to RSS-247 Issue 2,

### 6.2.1.1 Frequency band 5 150-5 250 MHz

For OEM devices installed in vehicles, the maximum e.i.r.p. shall not exceed 30 mW or  $1.76 + 10 \log_{10}B$ , dBm, whichever is less. Devices shall implement transmitter power control (TPC) in order to have the capability to operate at least 3 dB below the maximum permitted e.i.r.p. of 30 mW.

For other devices, the maximum e.i.r.p. shall not exceed 200 mW or  $10 + 10 \log_{10}B$ , dBm, whichever power is less. B is the 99 % emission bandwidth in megahertz. The e.i.r.p. spectral density shall not exceed 10 dBm in any 1.0 MHz band.

### 6.2.2.1 Frequency band 5 250-5 350 MHz

For OEM devices installed in vehicles, the maximum e.i.r.p. shall not exceed 30 mW or  $1.76 + 10 \log_{10}B$ , dBm, whichever is less. Devices shall implement TPC in order to have the capability to operate at least 3 dB below the maximum permitted e.i.r.p. of 30 mW.

Devices, other than devices installed in vehicles, shall comply with the following:

a) The maximum conducted output power shall not exceed 250 mW or  $11 + 10 \log_{10}B$ , dBm, whichever is less. The power spectral density shall not exceed 11 dBm in any 1.0 MHz band;

b) The maximum e.i.r.p. shall not exceed 1.0 W or  $17 + 10 \log_{10}B$ , dBm, whichever is less. B is the 99 % emission bandwidth in megahertz. Note that devices with a maximum e.i.r.p. greater than 500 mW shall implement TPC in order to have the capability to operate at least 6 dB below the maximum permitted e.i.r.p. of 1 W.

### 6.2.3.1 Frequency band 5 470-5 600 MHz and 5 650-5 725 MHz

The maximum conducted output power shall not exceed 250 mW or  $11 + 10 \log_{10}B$ , dBm, whichever is less. The power spectral density shall not exceed 11 dBm in any 1.0 MHz band.

The maximum e.i.r.p. shall not exceed 1.0 W or  $17 + 10 \log_{10}B$ , dBm, whichever is less. B is the 99% emission bandwidth in megahertz. Note that devices with a maximum e.i.r.p. greater than 500 mW shall implement TPC in order to have the capability to operate at least 6 dB below the maximum permitted e.i.r.p. of 1 W.

---

*The results of this test report are effective only to the items tested. The SGS Korea is not responsible for the sampling, the results of this test report apply to the sample as received. This test report cannot be reproduced, except in full, without prior written permission of the Company. This test report does not assure KOLAS accreditation.*

**SGS Korea Co., Ltd. (Gunpo Laboratory) 4, LS-ro 182beon-gil, Gunpo-si, Gyeonggi-do, Korea, 15807** <http://www.sgsgroup.kr>

#### 6.2.4.1 Frequency band 5 725-5 850 MHz

For equipment operating in the band 5 725-5 850 MHz, the minimum 6 dB bandwidth shall be at least 500 kHz. The maximum conducted output power shall not exceed 1 W. The output power spectral density shall not exceed 30 dBm in any 500 kHz band. If transmitting antennas of directional gain greater than 6 dBi are used, both the maximum conducted output power and the output power spectral density shall be reduced by the amount in dB that the directional gain of the antenna exceeds 6 dBi. However, fixed point-to-point devices operating in this band may employ transmitting antennas with directional gain greater than 6 dBi without any corresponding reduction in transmitter conducted power. Fixed point-to-point operations exclude the use of point-to-multipoint<sup>3</sup> systems, omnidirectional applications and multiple collocated transmitters transmitting the same information.

---

*The results of this test report are effective only to the items tested. The SGS Korea is not responsible for the sampling, the results of this test report apply to the sample as received. This test report cannot be reproduced, except in full, without prior written permission of the Company. This test report does not assure KOLAS accreditation.*

**SGS Korea Co., Ltd. (Gunpo Laboratory)** 4, LS-ro 182beon-gil, Gunpo-si, Gyeonggi-do, Korea, 15807 <http://www.sgsgroup.kr>

RTT5041-19(2019.04.24)(1)

Tel. +82 31 428 5700 / Fax. +82 31 427 2370

A4(210 mm x 297 mm)



### 6.3. Test Procedure

All data rates and modes were investigated for this test. The full data for the worst case data rate are reported in this section.

1. This measurement settings are specified in section II.F of KDB 789033 D02 General UNII Test Procedures New Rules v02r01.
2. Create an average power spectrum for the EUT operating mode being tested by following the instructions in section II.E.2. for measuring maximum conducted output power using a spectrum analyzer or EMI receiver: select the appropriate test method (SA-1, SA-2, SA-3, or alternatives to each) and apply it up to, but not including, the step labeled, "Compute power...". (This procedure is required even if the maximum conducted output power measurement was performed using a power meter, method PM.)
3. Use the peak search function on the instrument to find the peak of the spectrum and record its value.
4. Make the following adjustments to the peak value of the spectrum, if applicable:
  - a) **If Method SA-2 or SA-2 Alternative was used, add  $10 \log(1/x)$ , where  $x$  is the duty cycle, to the peak of the spectrum.**
  - b) If Method SA-3 Alternative was used and the linear mode was used in step II.E.2.g)(viii), add 1 dB to the final result to compensate for the difference between linear averaging and power averaging.
5. The result is the Maximum PSD over 1 MHz reference bandwidth.
6. For devices operating in the bands 5.15-5.25 GHz, 5.25-5.35 GHz, and 5.47-5.725 GHz, the above procedures make use of 1 MHz RBW to satisfy directly the 1 MHz reference bandwidth specified in § 15.407(a)(5). For devices operating in the band 5.725-5.85 GHz, the rules specify a measurement bandwidth of 500 kHz. Many spectrum analyzers do not have 500 kHz RBW, thus a narrower RBW may need to be used. The rules permit the use of a RBWs less than 1 MHz, or 500 kHz, "provided that the measured power is integrated over the full reference bandwidth" to show the total power over the specified measurement bandwidth (i.e., 1 MHz, or 500 kHz). If measurements are performed using a reduced resolution bandwidth (< 1 MHz, or < 500 kHz) and integrated over 1 MHz, or 500 kHz bandwidth, the following adjustments to the procedures apply:
  - a) Set  $RBW \geq 1/T$ , where  $T$  is defined in section II.B.1.a).
  - b) Set  $VBW \geq 3 RBW$ .
  - c) If measurement bandwidth of Maximum PSD is specified in 500 kHz, add  $10 \log(500 \text{ kHz}/RBW)$  to the measured result, whereas  $RBW (< 500 \text{ kHz})$  is the reduced resolution bandwidth of the spectrum analyzer set during measurement.
  - d) If measurement bandwidth of Maximum PSD is specified in 1 MHz, add  $10 \log(1 \text{ MHz}/RBW)$  to the measured result, whereas  $RBW (< 1 \text{ MHz})$  is the reduced resolution bandwidth of spectrum analyzer set during measurement.
  - e) Care must be taken to ensure that the measurements are performed during a period of continuous transmission or are corrected upward for duty cycle.
7. In case of band crossing channels 138, 142 and 144, the measurement is complied with section III.A of KDB 789033 D02 General UNII Test Procedures New Rules v02r01.

*The results of this test report are effective only to the items tested. The SGS Korea is not responsible for the sampling, the results of this test report apply to the sample as received. This test report cannot be reproduced, except in full, without prior written permission of the Company. This test report does not assure KOLAS accreditation.*

## 6.4. Test Result

Ambient temperature : (23 ± 1) °C  
 Relative humidity : 47 % R.H.

### Test mode: 11a

Band	Frequency (MHz)	Ch.	Data Rate (Mbps)	Measured PPSD (dB m)	Duty Cycle Correction Factor (dB)	Final PPSD (dB m)	Limit (dB m/1 MHz)
U-NII 1	5 180	36	6	-3.07	0.21	-2.86	11
	5 220	44		-3.41		-3.20	
	5 240	48		-3.41		-3.20	
U-NII 2A	5 260	52		-3.21		-3.00	
	5 300	60		-3.07		-2.86	
	5 320	64		-3.27		-3.06	
U-NII 2C	5 500	100		-2.78		-2.57	
	5 580	116		-2.74		-2.53	
	5 720	144		-3.39		-3.18	
Band	Frequency (MHz)	Ch.	Data Rate (Mbps)	Measured PPSD (dB m)	Duty Cycle Correction Factor (dB)	Final PPSD (dB m)	Limit (dB m/500 kHz)
U-NII 3	5 745	149	6	-6.54	0.21	-6.33	30
	5 785	157		-6.42		-6.21	
	5 825	165		-6.53		-6.32	

Band	Frequency (MHz)	Ch.	Data Rate (Mbps)	Final PPSD (dB m)	Antenna Gain (dB i)	E.I.R.P. PPSD (dB m)	IC Limit (dB m/1 MHz)
U-NII 1	5 180	36	6	-2.86	-0.61	-3.47	10
	5 220	44		-3.20		-3.81	
	5 240	48		-3.20		-3.81	

### Remark;

- Final PPSD (dB m) = Measured PPSD (dB m) + Duty Cycle Correction Factor (dB)
- E.I.R.P. PPSD (dB m) = Final PPSD (dB m) + Antenna Gain (dB i)

The results of this test report are effective only to the items tested. The SGS Korea is not responsible for the sampling, the results of this test report apply to the sample as received. This test report cannot be reproduced, except in full, without prior written permission of the Company. This test report does not assure KOLAS accreditation.

**Test mode: 11ac\_VHT20**

Band	Frequency (MHz)	Ch.	Data Rate (Mbps)	Measured PPSD (dB m)	Duty Cycle Correction Factor (dB)	Final PPSD (dB m)	Limit (dB m/1 MHz)
U-NII 1	5 180	36	MCS0	-3.61	0.22	-3.39	11
	5 220	44		-3.93		-3.71	
	5 240	48		-3.59		-3.37	
U-NII 2A	5 260	52		-3.69		-3.47	
	5 300	60		-3.47		-3.25	
	5 320	64		-3.63		-3.41	
U-NII 2C	5 500	100		-3.03		-2.81	
	5 580	116		-3.18		-2.96	
	5 720	144		-3.66		-3.44	
Band	Frequency (MHz)	Ch.	Data Rate (Mbps)	Measured PPSD (dB m)	Duty Cycle Correction Factor (dB)	Final PPSD (dB m)	Limit (dB m/500 kHz)
U-NII 3	5 745	149	MCS0	-5.99	0.22	-5.77	30
	5 785	157		-6.26		-6.04	
	5 825	165		-6.13		-5.91	

Band	Frequency (MHz)	Ch.	Data Rate (Mbps)	Final PPSD (dB m)	Antenna Gain (dB i)	E.I.R.P. PPSD (dB m)	IC Limit (dB m/1 MHz)
U-NII 1	5 180	36	MCS0	-3.39	-0.61	-4.00	10
	5 220	44		-3.71		-4.32	
	5 240	48		-3.37		-3.98	

**Remark;**

- Final PPSD (dB m) = Measured PPSD (dB m) + Duty Cycle Correction Factor (dB)
- E.I.R.P. PPSD (dB m) = Final PPSD (dB m) + Antenna Gain (dB i)

The results of this test report are effective only to the items tested. The SGS Korea is not responsible for the sampling, the results of this test report apply to the sample as received. This test report cannot be reproduced, except in full, without prior written permission of the Company. This test report does not assure KOLAS accreditation.

**Test mode: 11ac\_VHT40**

Band	Frequency (MHz)	Ch.	Data Rate (Mbps)	Measured PPSD (dB m)	Duty Cycle Correction Factor (dB)	Final PPSD (dB m)	Limit (dB m/1 MHz)
U-NII 1	5 190	38	MCS0	-10.06	0.44	-9.62	11
	5 230	46		-10.37		-9.93	
U-NII 2A	5 270	54		-7.11		-6.67	
	5 310	62		-7.77		-7.33	
U-NII 2C	5 510	102		-6.57		-6.13	
	5 550	110		-6.77		-6.33	
	5 710	142		-6.82		-6.38	
Band	Frequency (MHz)	Ch.		Data Rate (Mbps)		Measured PPSD (dB m)	
U-NII 3	5 755	151	MCS0	-11.36	0.44	-10.92	30
	5 795	159		-11.03		-10.59	

Band	Frequency (MHz)	Ch.	Data Rate (Mbps)	Final PPSD (dB m)	Antenna Gain (dB i)	E.I.R.P. PPSD (dB m)	IC Limit (dB m/1 MHz)
U-NII 1	5 190	38	MCS0	-9.62	-0.61	-10.23	10
	5 230	46		-9.93		-10.54	

**Remark;**

- Final PPSD (dB m) = Measured PPSD (dB m) + Duty Cycle Correction Factor (dB)
- E.I.R.P. PPSD (dB m) = Final PPSD (dB m) + Antenna Gain (dB i)

The results of this test report are effective only to the items tested. The SGS Korea is not responsible for the sampling, the results of this test report apply to the sample as received. This test report cannot be reproduced, except in full, without prior written permission of the Company. This test report does not assure KOLAS accreditation.

SGS Korea Co., Ltd. (Gunpo Laboratory) 4, LS-ro 182beon-gil, Gunpo-si, Gyeonggi-do, Korea, 15807 <http://www.sgsgroup.kr>

**Test mode: 11ac\_VHT80**

Band	Frequency (MHz)	Ch.	Data Rate (Mbps)	Measured PPSD (dB m)	Duty Cycle Correction Factor (dB)	Final PPSD (dB m)	Limit (dB m/1 MHz)
U-NII 1	5 210	42	MCS1	-13.46	1.48	-11.98	11
U-NII 2A	5 290	58		-10.87		-9.39	
U-NII 2C	5 530	106		-11.33		-9.85	
	5 690	138		-11.28		-9.80	
Band	Frequency (MHz)	Ch.	Data Rate (Mbps)	Measured PPSD (dB m)	Duty Cycle Correction Factor (dB)	Final PPSD (dB m)	Limit (dB m/500 kHz)
U-NII 3	5 775	155	MCS1	-14.84	1.48	-13.36	30

Band	Frequency (MHz)	Ch.	Data Rate (Mbps)	Final PPSD (dB m)	Antenna Gain (dB i)	E.I.R.P. PPSD (dB m)	IC Limit (dB m/1 MHz)
U-NII 1	5 210	42	MCS1	-11.98	-0.61	-12.59	10

**Remark;**

- Final PPSD (dB m) = Measured PPSD (dB m) + Duty Cycle Correction Factor (dB)
- E.I.R.P. PPSD (dB m) = Final PPSD (dB m) + Antenna Gain (dB i)

The results of this test report are effective only to the items tested. The SGS Korea is not responsible for the sampling, the results of this test report apply to the sample as received. This test report cannot be reproduced, except in full, without prior written permission of the Company. This test report does not assure KOLAS accreditation.

SGS Korea Co., Ltd. (Gunpo Laboratory) 4, LS-ro 182beon-gil, Gunpo-si, Gyeonggi-do, Korea, 15807 <http://www.sgsgroup.kr>

**Band-crossing channels**

Mode	Band	Frequency (MHz)	Ch.	Data Rate (Mbps)	Measured PPSD (dB m)	Duty Cycle Correction Factor (dB)	Final PPSD (dB m)	Limit (dB m/1 MHz or dB m/500 kHz)
11a	U-NII 2C	5 720	144	6	-3.72	0.21	-3.51	11
	U-NII 3				-9.09		-8.88	30
11ac_VHT20	U-NII 2C	5 720	144	MCS0	-4.11	0.22	-3.89	11
	U-NII 3				-9.12		-8.9	30
11ac_VHT40	U-NII 2C	5 710	142	MCS0	-8.29	0.44	-7.85	11
	U-NII 3				-14.06		-13.62	30
11ac_VHT80	U-NII 2C	5 690	138	MCS1	-12.47	1.48	-10.99	11
	U-NII 3				-18.60		-17.12	30

**Remark;**

1. Final PPSD (dB m) = Measured PPSD (dB m) + Duty Cycle Correction Factor (dB)

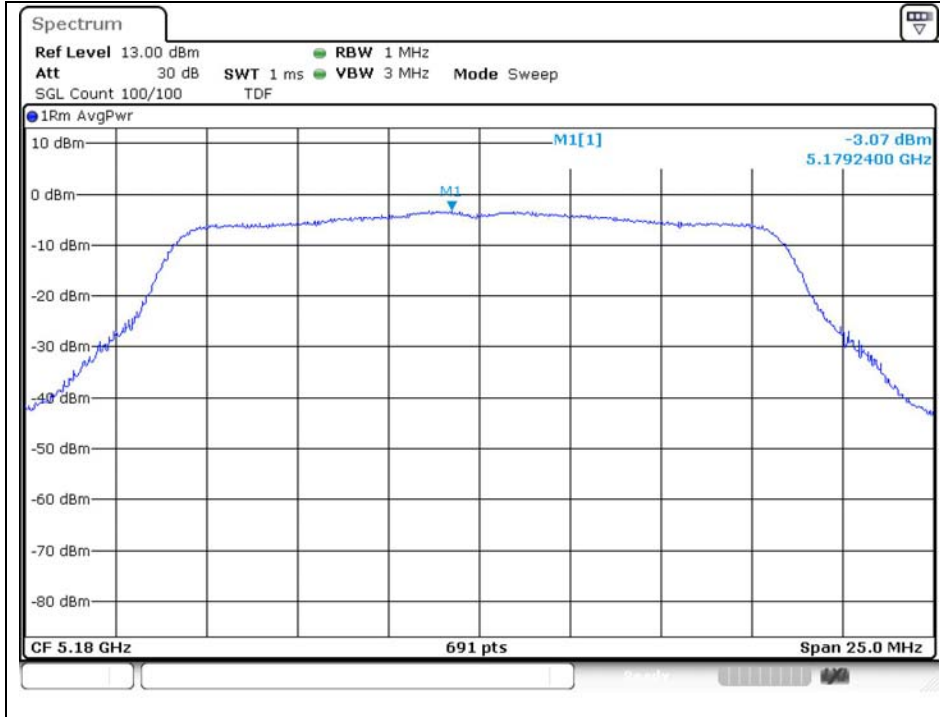
*The results of this test report are effective only to the items tested. The SGS Korea is not responsible for the sampling, the results of this test report apply to the sample as received. This test report cannot be reproduced, except in full, without prior written permission of the Company. This test report does not assure KOLAS accreditation.*

**SGS Korea Co., Ltd. (Gunpo Laboratory) 4, LS-ro 182beon-gil, Gunpo-si, Gyeonggi-do, Korea, 15807** <http://www.sgsgroup.kr>

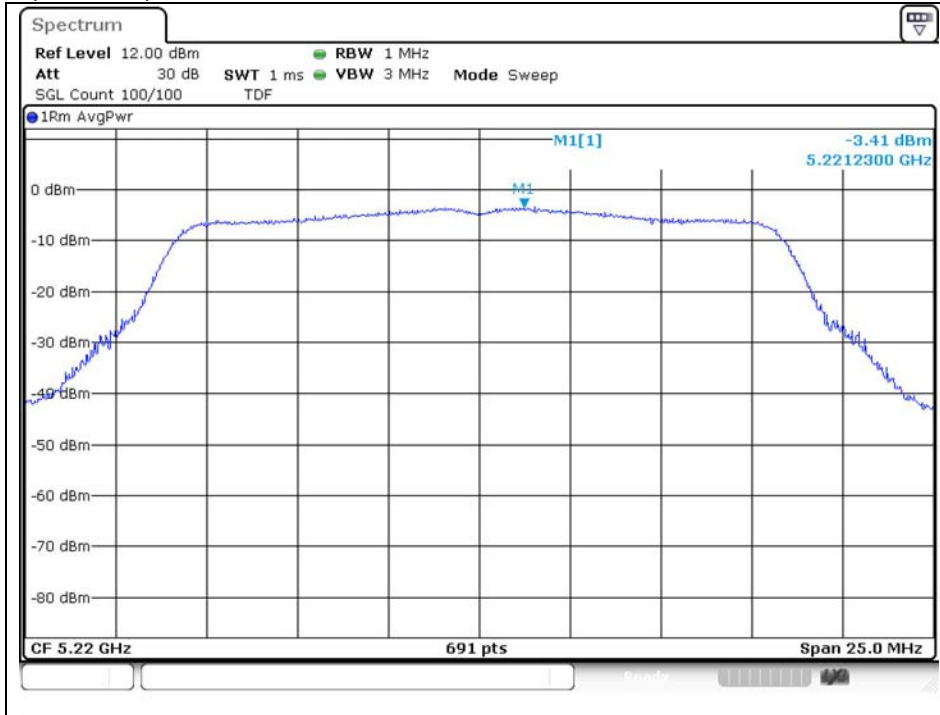
**- Test plots**

**802.11a (Band 1)**

Low Channel (5 180 MHz)

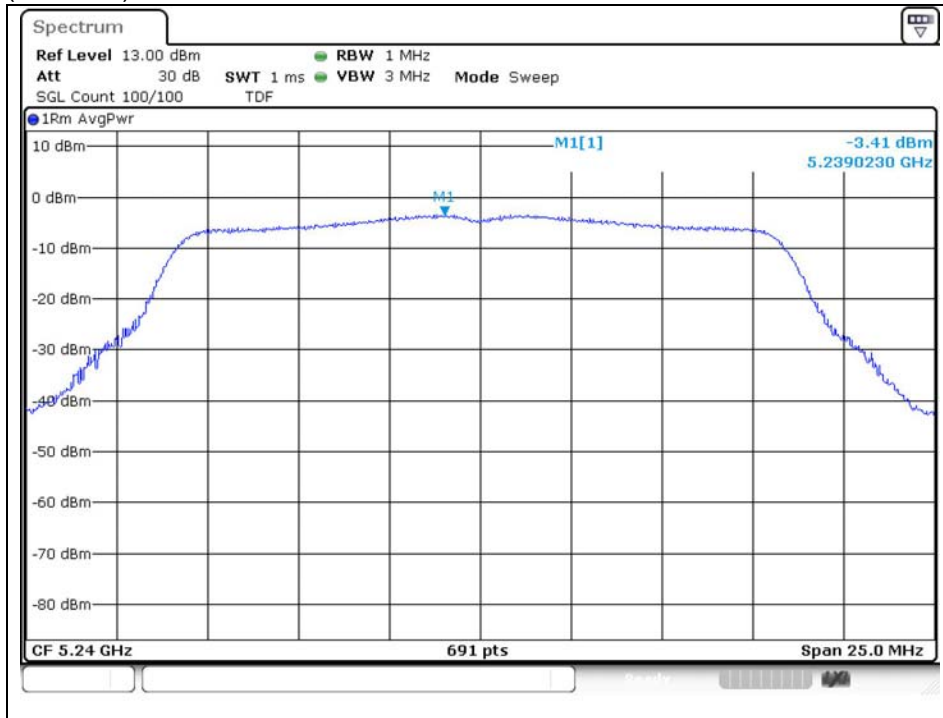


Middle Channel (5 220 MHz)



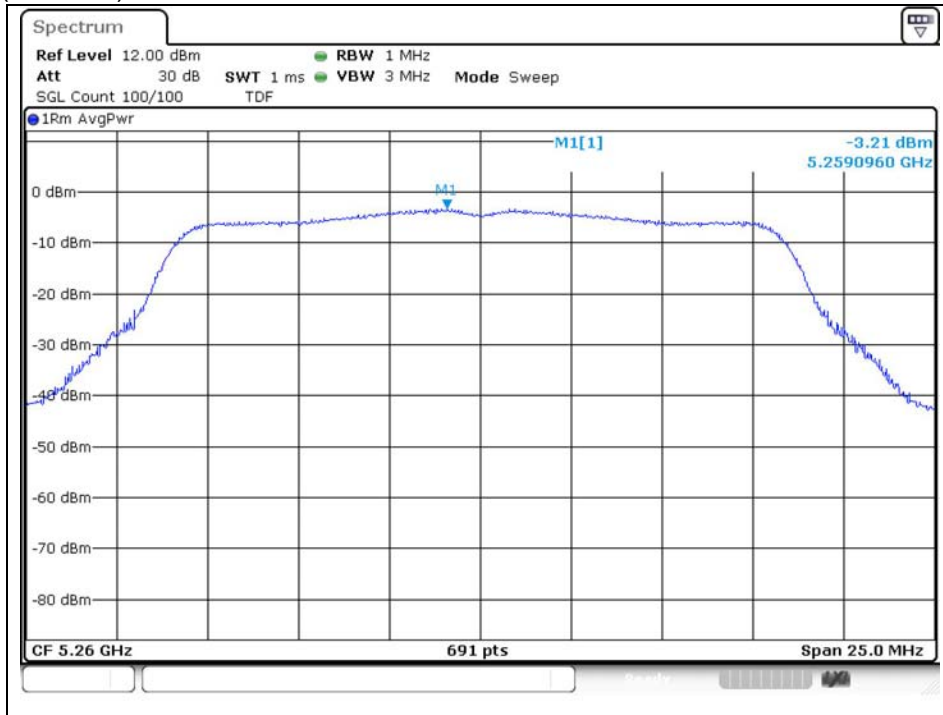
The results of this test report are effective only to the items tested. The SGS Korea is not responsible for the sampling, the results of this test report apply to the sample as received. This test report cannot be reproduced, except in full, without prior written permission of the Company. This test report does not assure KOLAS accreditation.

High Channel (5 240 MHz)



802.11a (Band 2A)

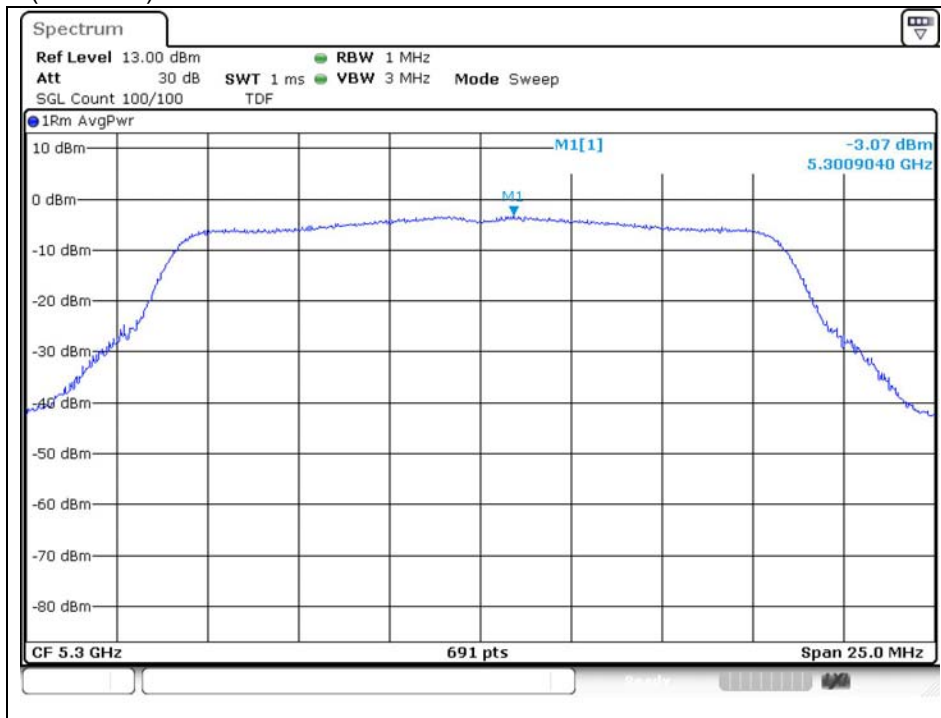
Low Channel (5 260 MHz)



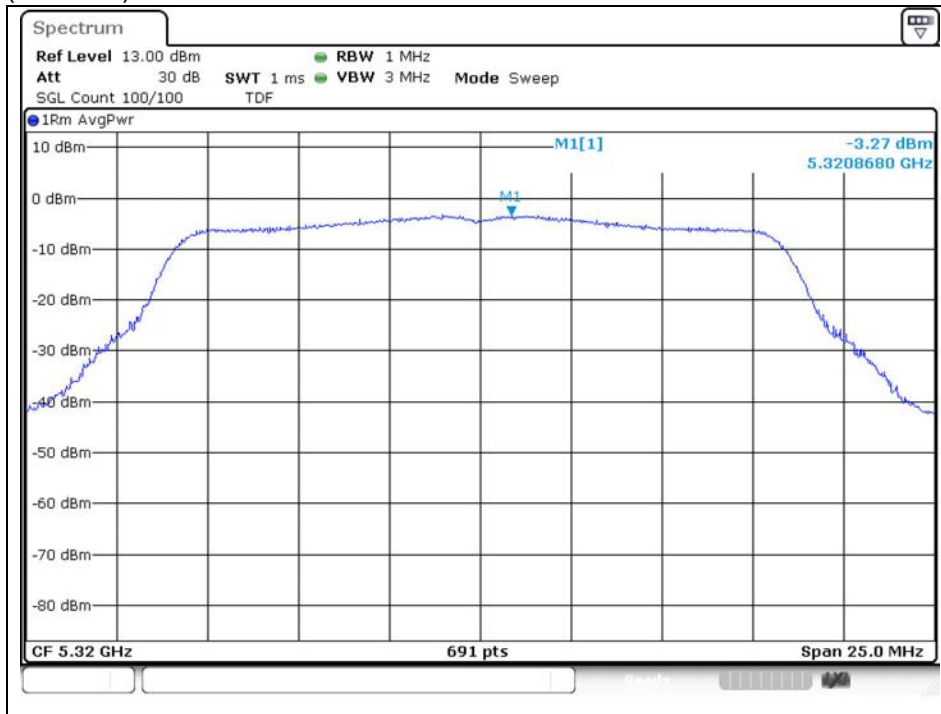
The results of this test report are effective only to the items tested. The SGS Korea is not responsible for the sampling, the results of this test report apply to the sample as received. This test report cannot be reproduced, except in full, without prior written permission of the Company. This test report does not assure KOLAS accreditation.



Middle Channel (5 300 MHz)



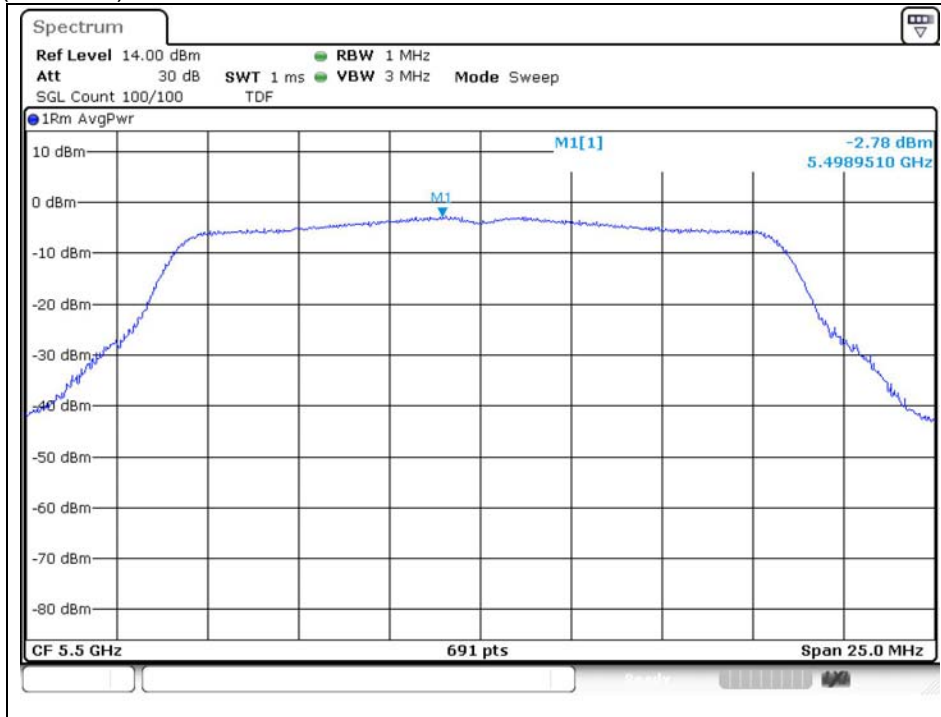
High Channel (5 320 MHz)



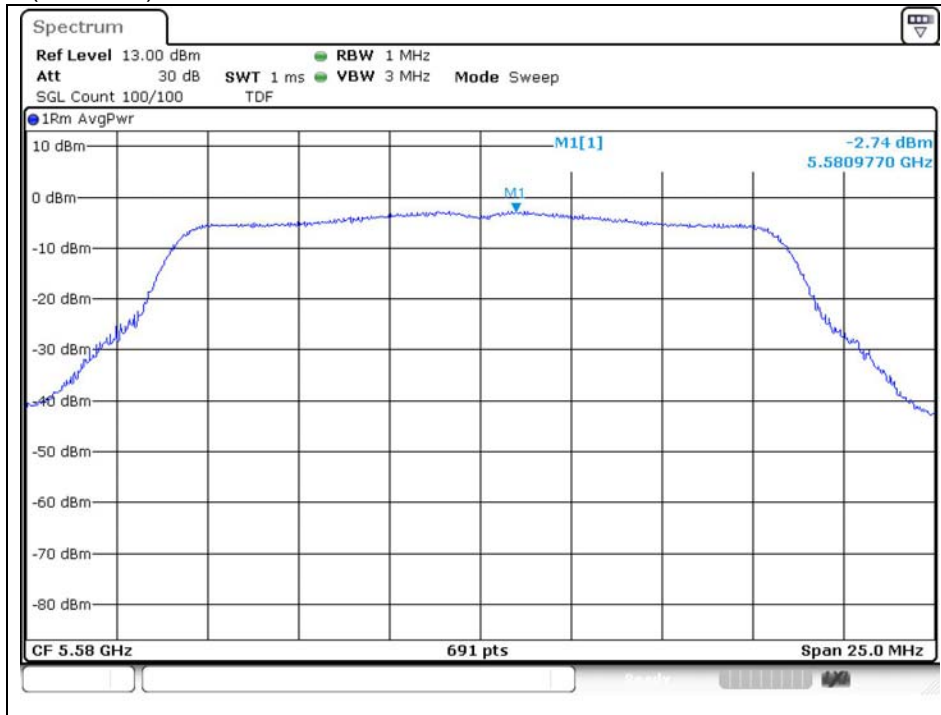
The results of this test report are effective only to the items tested. The SGS Korea is not responsible for the sampling, the results of this test report apply to the sample as received. This test report cannot be reproduced, except in full, without prior written permission of the Company. This test report does not assure KOLAS accreditation.

## 802.11a (Band 2C)

### Low Channel (5 500 MHz)

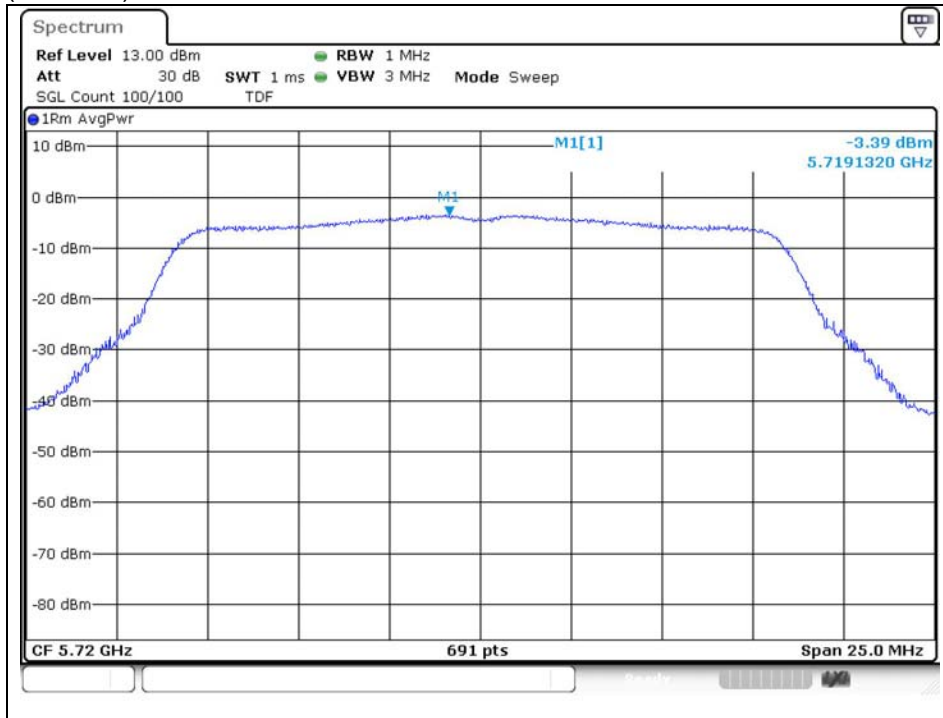


### Middle Channel (5 580 MHz)



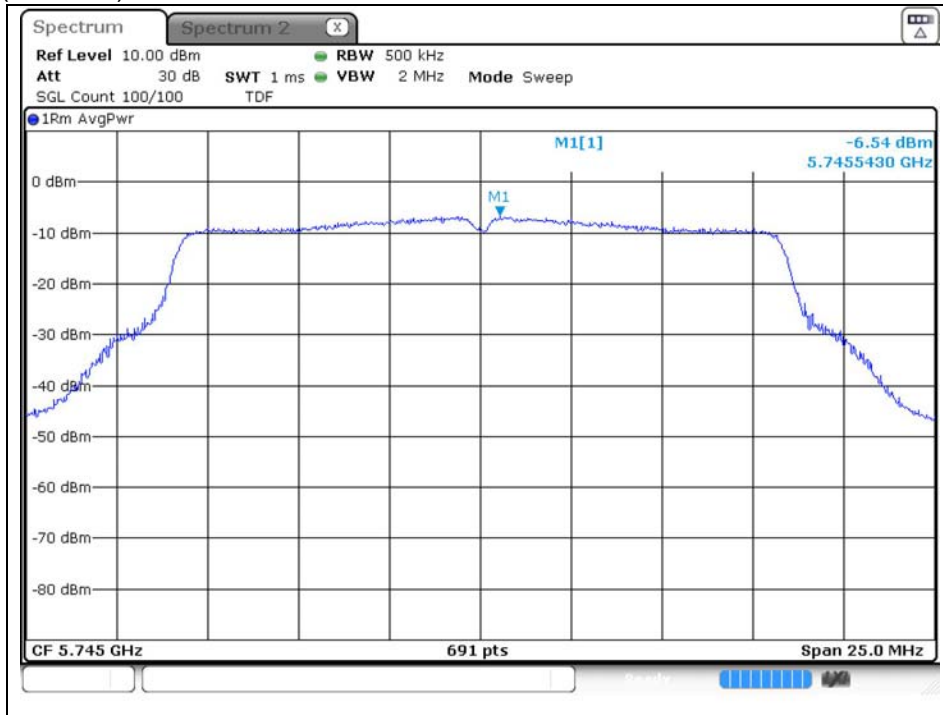
The results of this test report are effective only to the items tested. The SGS Korea is not responsible for the sampling, the results of this test report apply to the sample as received. This test report cannot be reproduced, except in full, without prior written permission of the Company. This test report does not assure KOLAS accreditation.

High Channel (5 720 MHz)



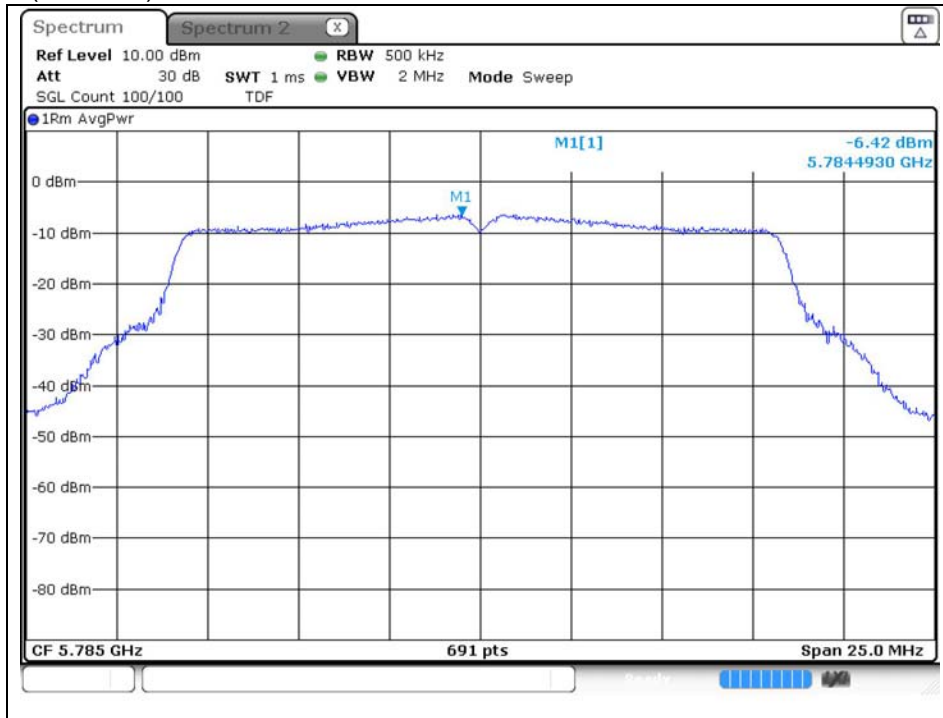
802.11a (Band 3)

Low Channel (5 745 MHz)

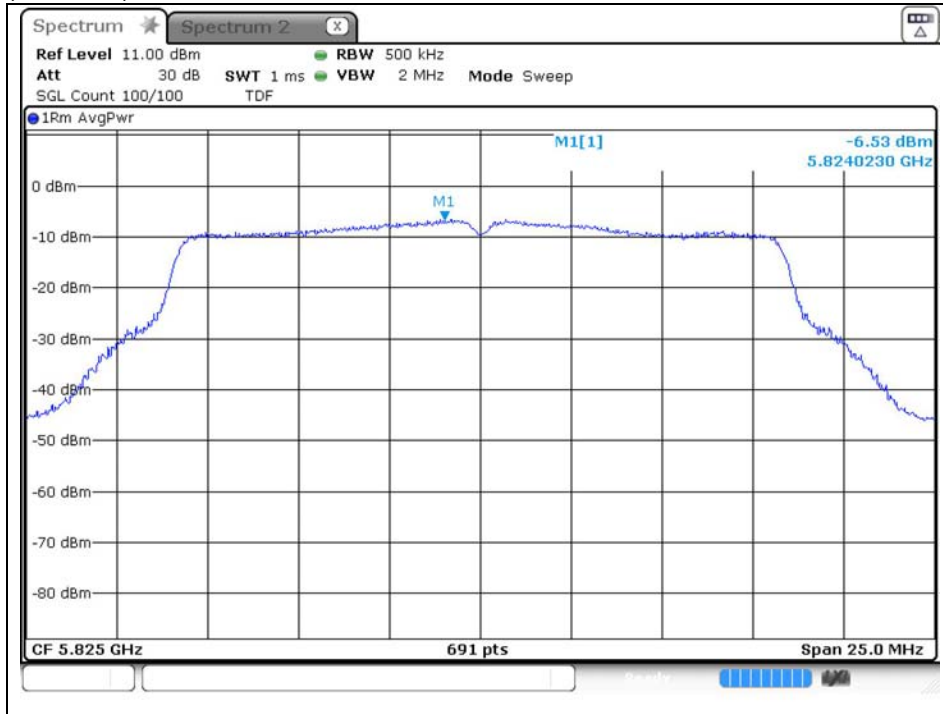


The results of this test report are effective only to the items tested. The SGS Korea is not responsible for the sampling, the results of this test report apply to the sample as received. This test report cannot be reproduced, except in full, without prior written permission of the Company. This test report does not assure KOLAS accreditation.

Middle Channel (5 785 MHz)



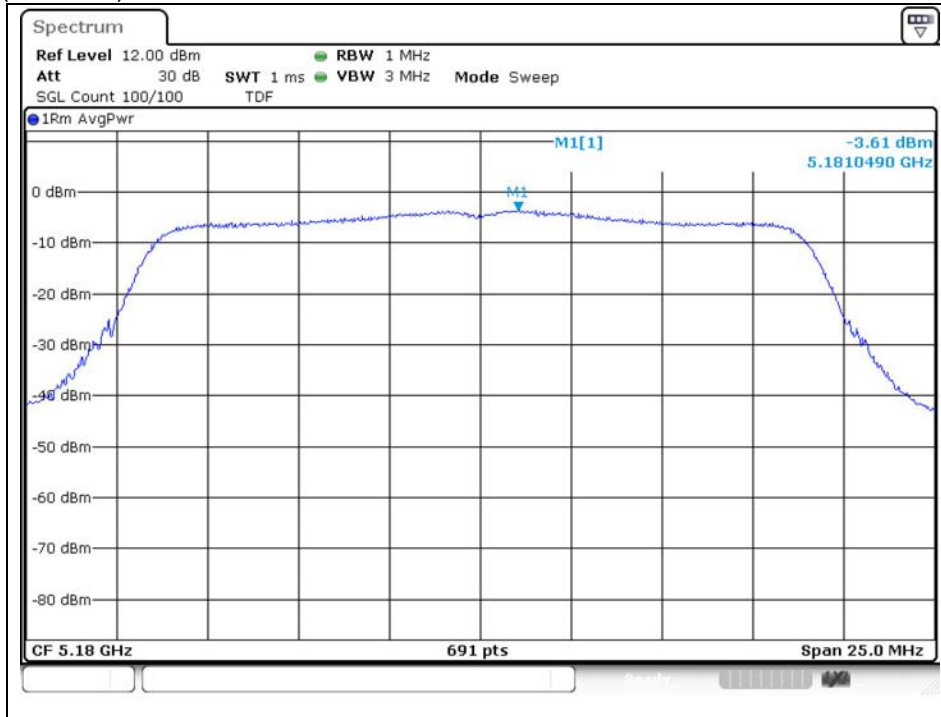
High Channel (5 825 MHz)



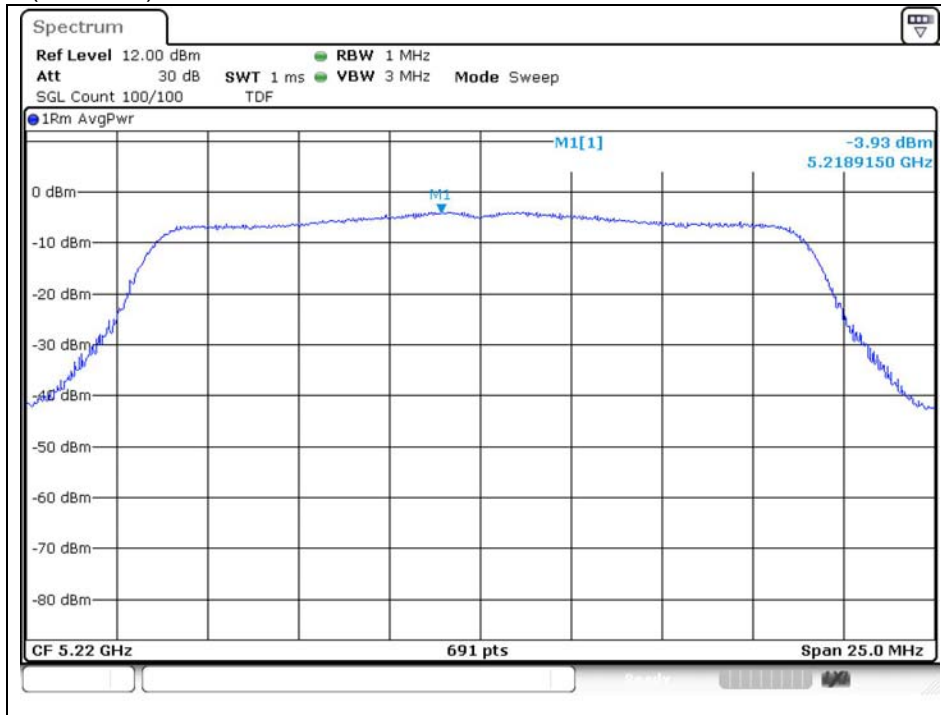
The results of this test report are effective only to the items tested. The SGS Korea is not responsible for the sampling, the results of this test report apply to the sample as received. This test report cannot be reproduced, except in full, without prior written permission of the Company. This test report does not assure KOLAS accreditation.

## 802.11ac\_VHT20 (Band 1)

Low Channel (5 180 MHz)



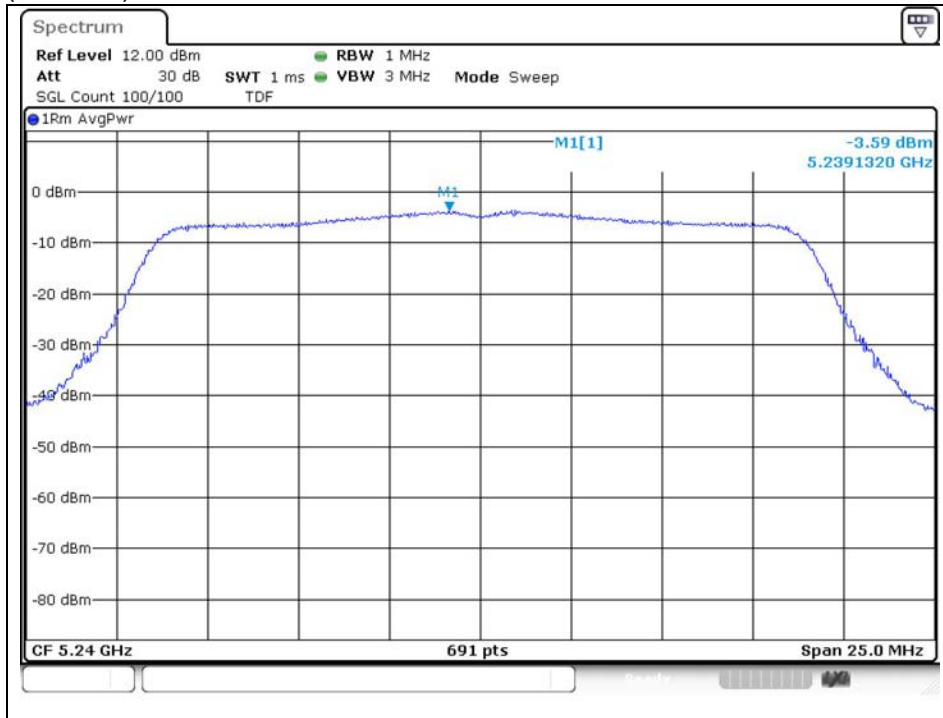
Middle Channel (5 220 MHz)



The results of this test report are effective only to the items tested. The SGS Korea is not responsible for the sampling, the results of this test report apply to the sample as received. This test report cannot be reproduced, except in full, without prior written permission of the Company. This test report does not assure KOLAS accreditation.

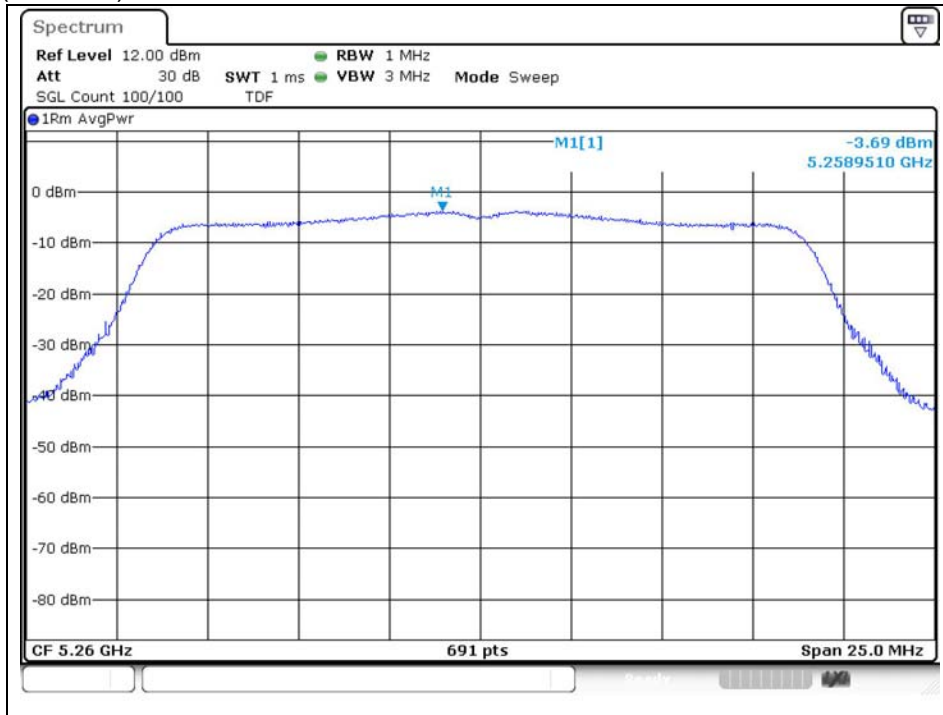
SGS Korea Co., Ltd. (Gunpo Laboratory) 4, LS-ro 182beon-gil, Gunpo-si, Gyeonggi-do, Korea, 15807 <http://www.sgsgroup.kr>

High Channel (5 240 MHz)



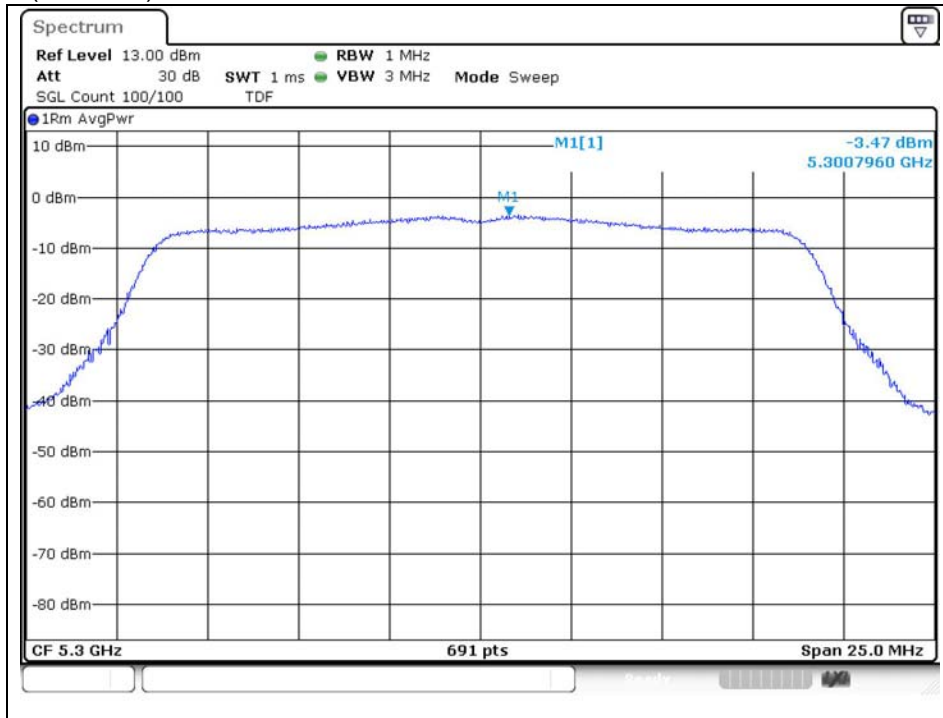
802.11ac\_VHT20 (Band 2A)

Low Channel (5 260 MHz)

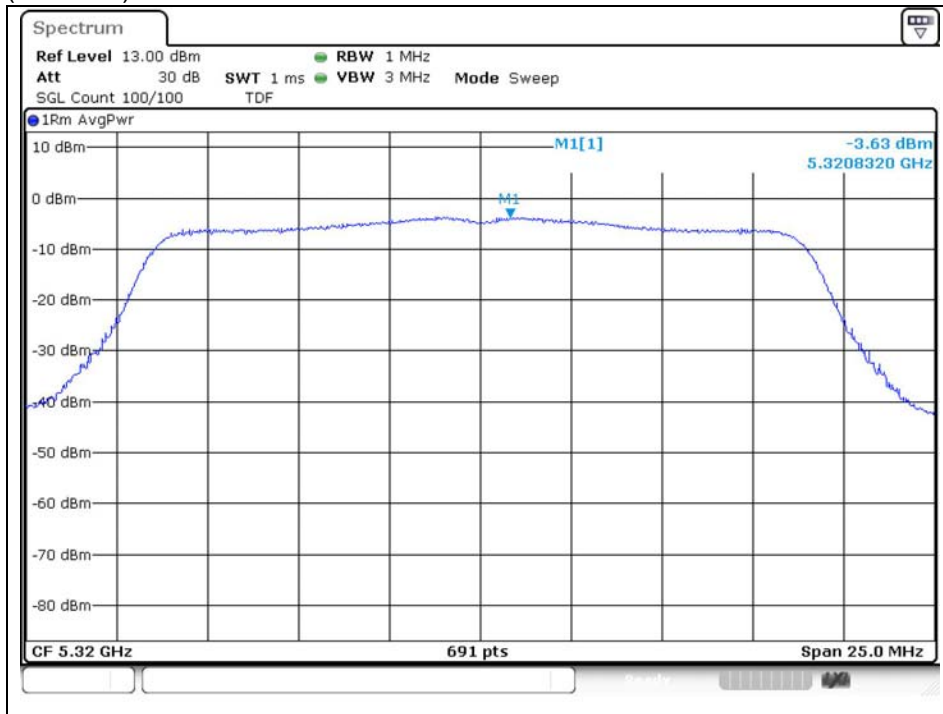


The results of this test report are effective only to the items tested. The SGS Korea is not responsible for the sampling, the results of this test report apply to the sample as received. This test report cannot be reproduced, except in full, without prior written permission of the Company. This test report does not assure KOLAS accreditation.

Middle Channel (5 300 MHz)



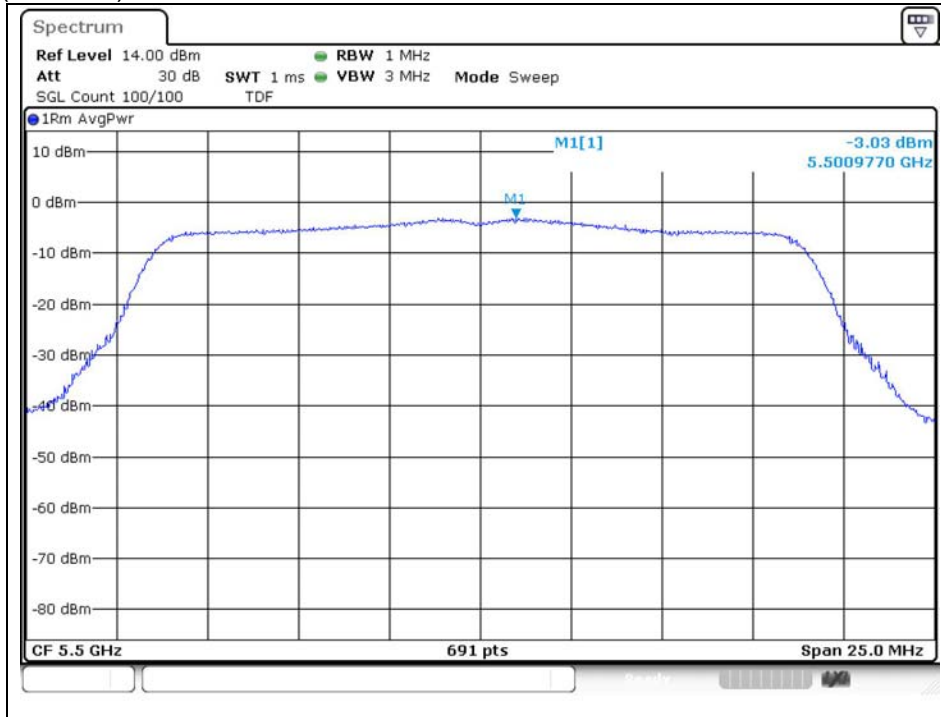
High Channel (5 320 MHz)



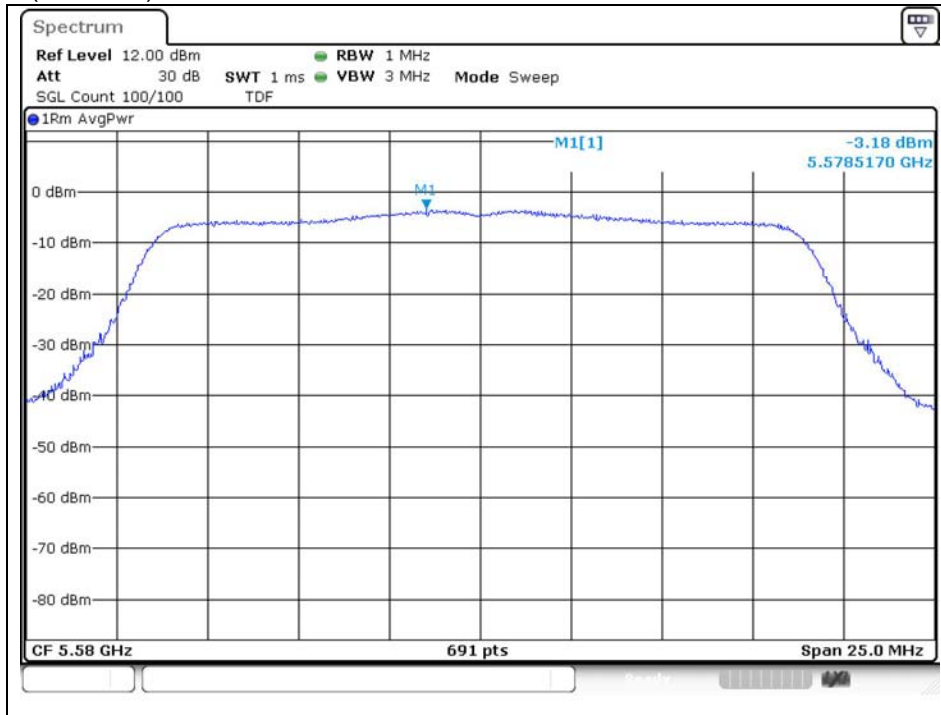
The results of this test report are effective only to the items tested. The SGS Korea is not responsible for the sampling, the results of this test report apply to the sample as received. This test report cannot be reproduced, except in full, without prior written permission of the Company. This test report does not assure KOLAS accreditation.

## 802.11ac\_VHT20 (Band 2C)

Low Channel (5 500 MHz)



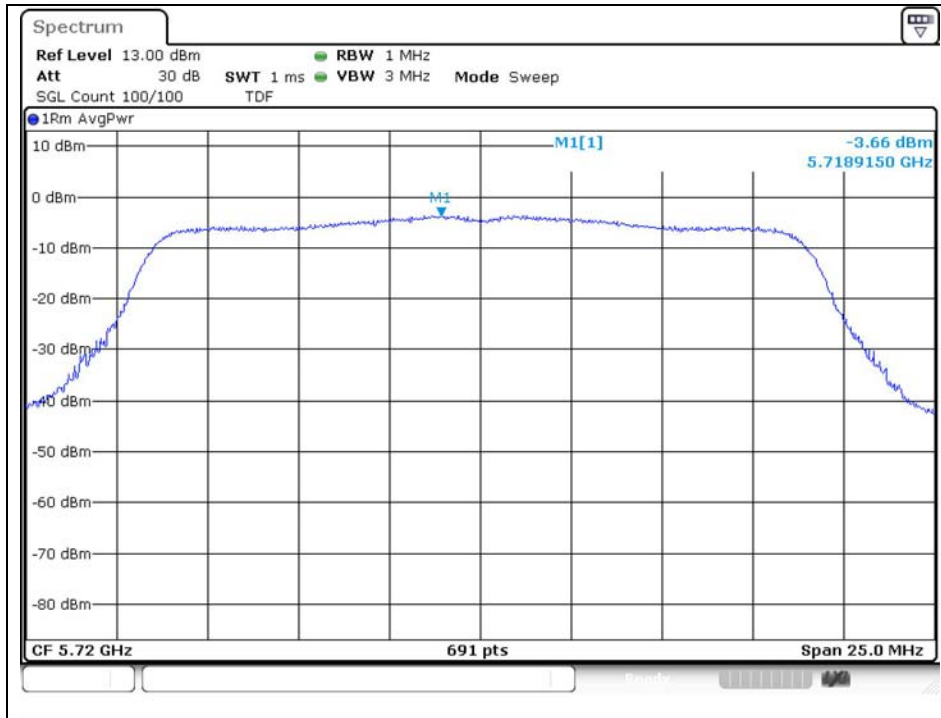
Middle Channel (5 580 MHz)



The results of this test report are effective only to the items tested. The SGS Korea is not responsible for the sampling, the results of this test report apply to the sample as received. This test report cannot be reproduced, except in full, without prior written permission of the Company. This test report does not assure KOLAS accreditation.

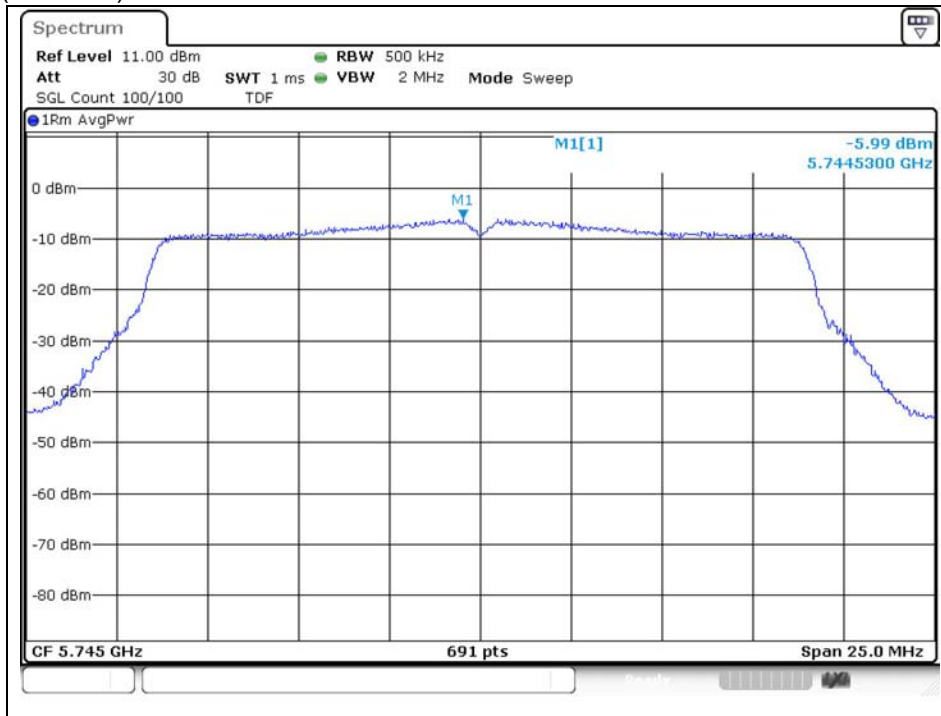


High Channel (5 720 MHz)



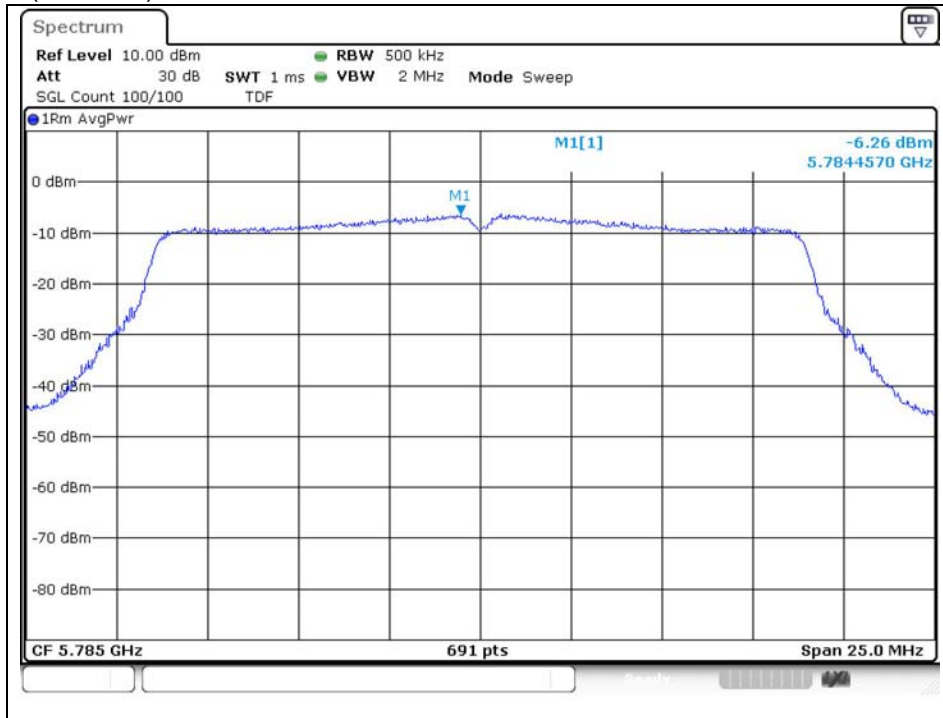
802.11ac\_VHT20 (Band 3)

Low Channel (5 745 MHz)

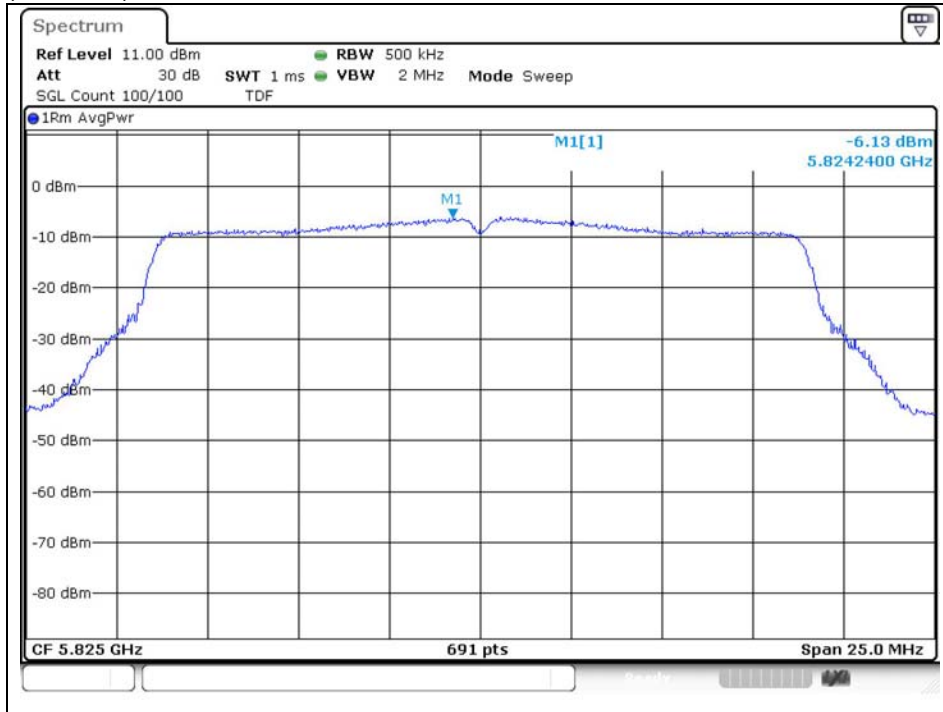


The results of this test report are effective only to the items tested. The SGS Korea is not responsible for the sampling, the results of this test report apply to the sample as received. This test report cannot be reproduced, except in full, without prior written permission of the Company. This test report does not assure KOLAS accreditation.

Middle Channel (5 785 MHz)



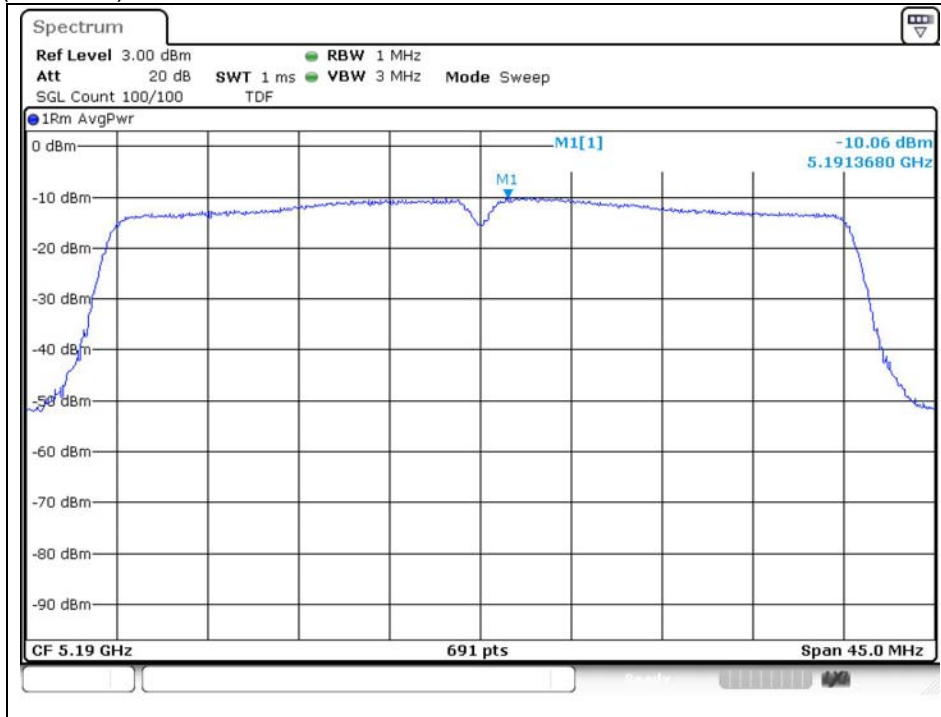
High Channel (5 825 MHz)



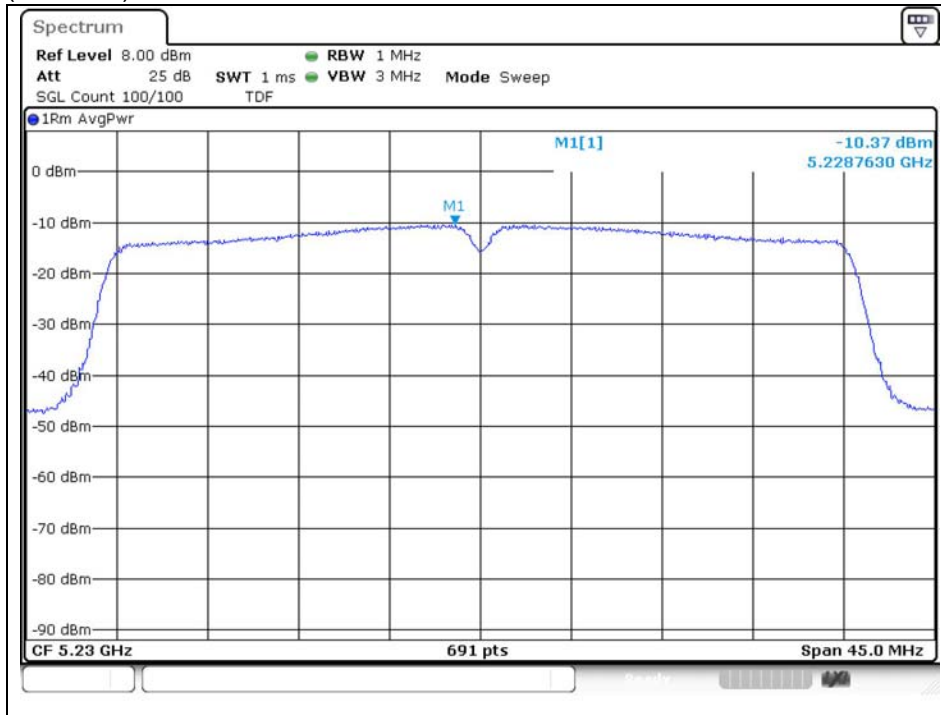
The results of this test report are effective only to the items tested. The SGS Korea is not responsible for the sampling, the results of this test report apply to the sample as received. This test report cannot be reproduced, except in full, without prior written permission of the Company. This test report does not assure KOLAS accreditation.

## 802.11ac\_VHT40 (Band 1)

Low Channel (5 190 MHz)



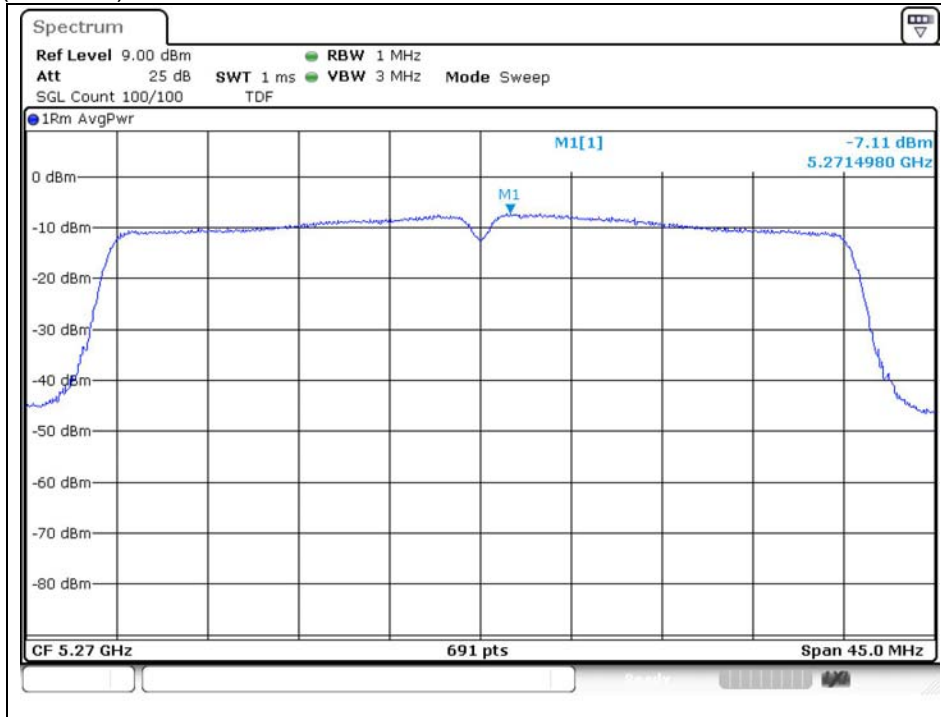
High Channel (5 230 MHz)



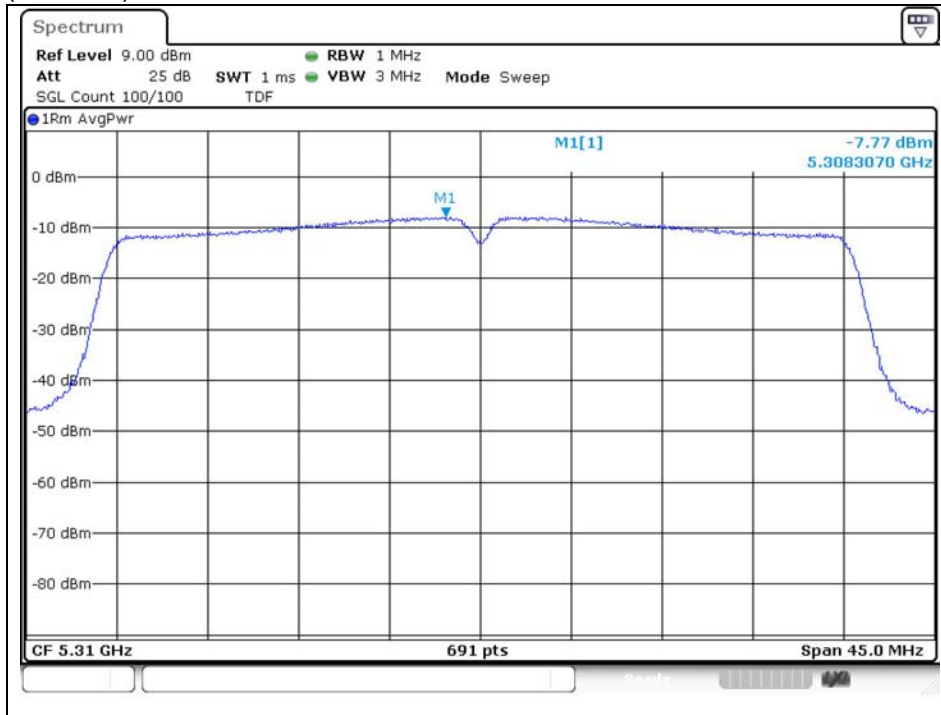
The results of this test report are effective only to the items tested. The SGS Korea is not responsible for the sampling, the results of this test report apply to the sample as received. This test report cannot be reproduced, except in full, without prior written permission of the Company. This test report does not assure KOLAS accreditation.

## 802.11ac\_VHT40 (Band 2A)

Low Channel (5 270 MHz)



High Channel (5 310 MHz)

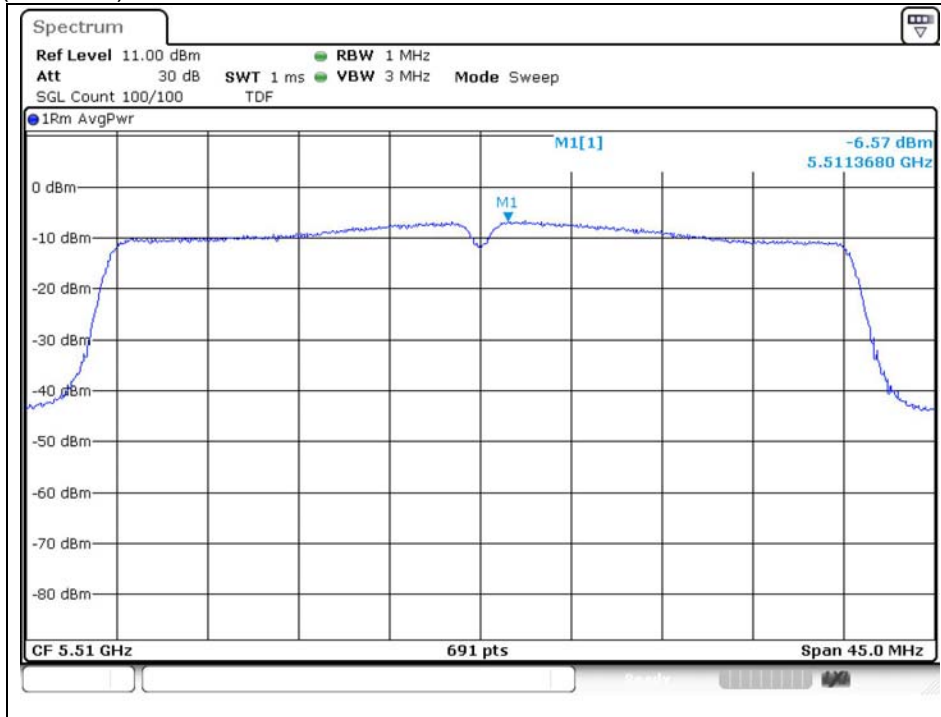


The results of this test report are effective only to the items tested. The SGS Korea is not responsible for the sampling, the results of this test report apply to the sample as received. This test report cannot be reproduced, except in full, without prior written permission of the Company. This test report does not assure KOLAS accreditation.

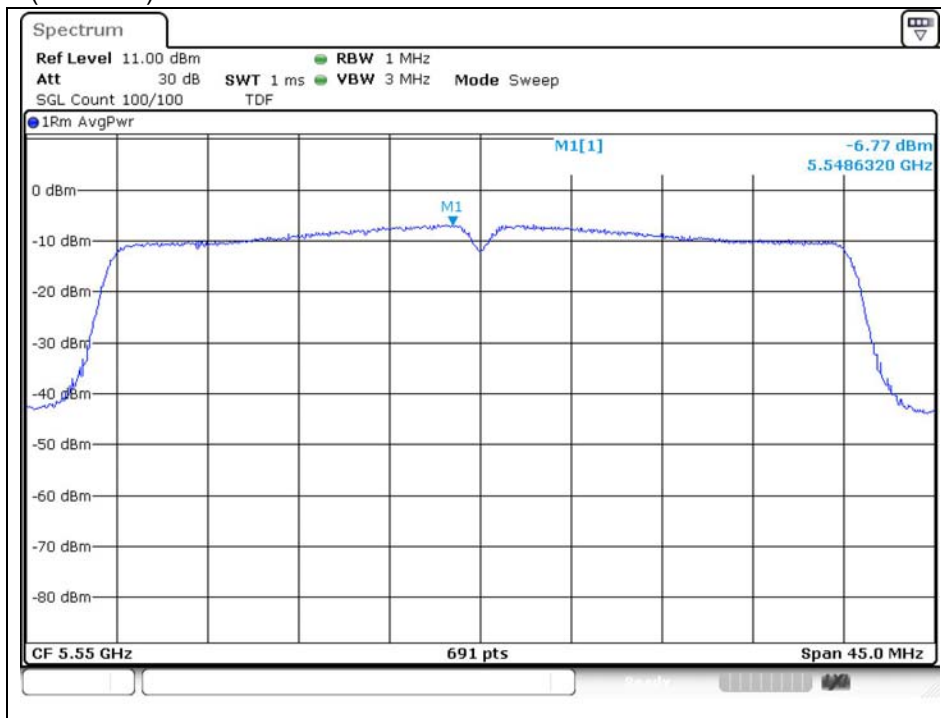
SGS Korea Co., Ltd. (Gunpo Laboratory) 4, LS-ro 182beon-gil, Gunpo-si, Gyeonggi-do, Korea, 15807 <http://www.sgsgroup.kr>

**802.11ac\_VHT40 (Band 2C)**

Low Channel (5 510 MHz)

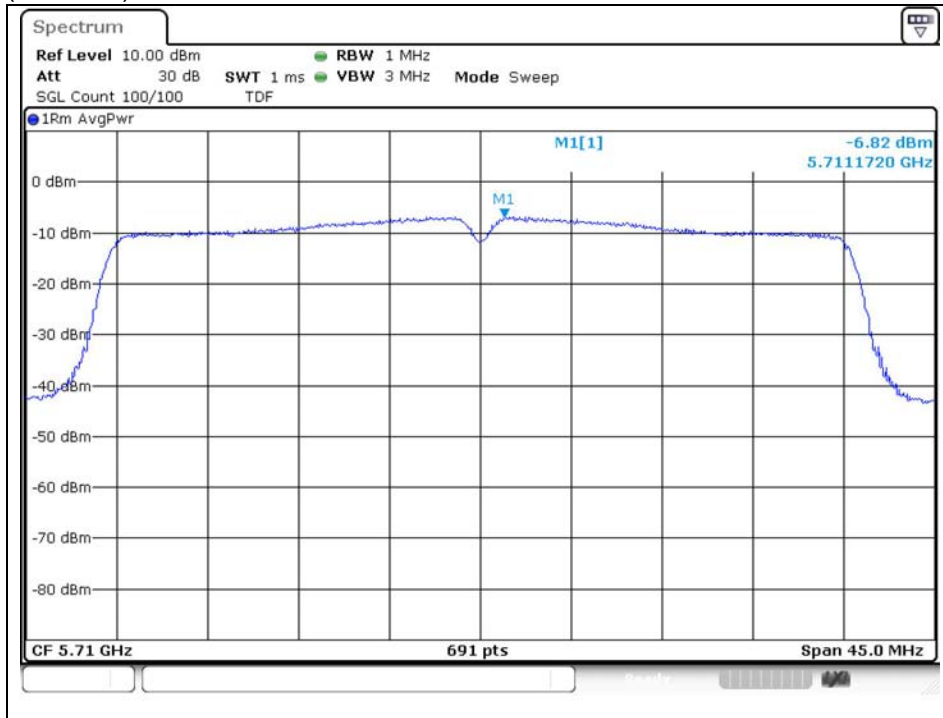


Middle Channel (5 550 MHz)



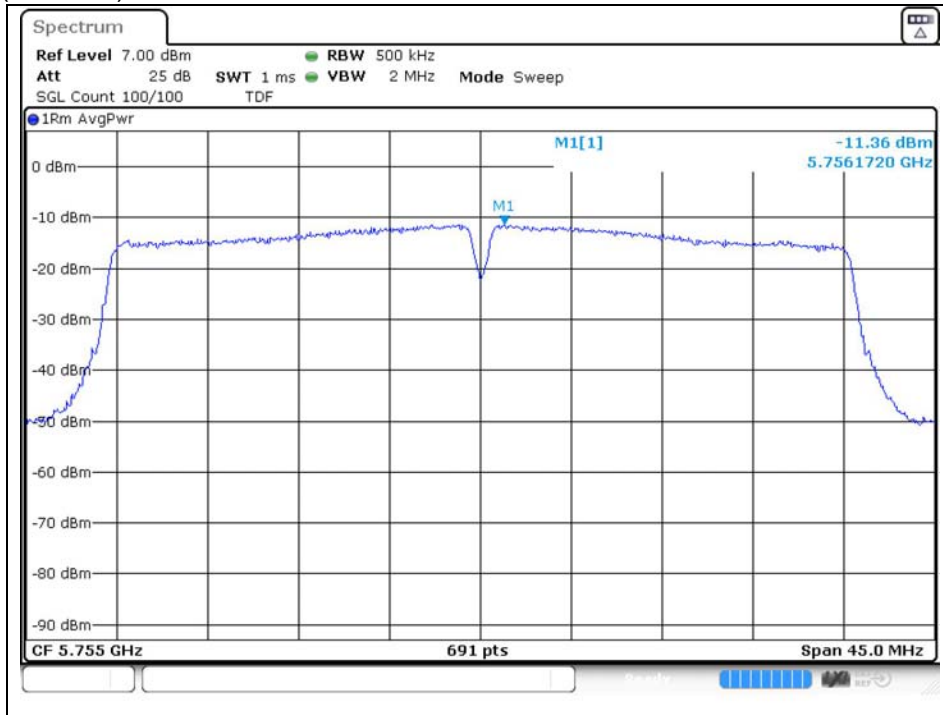
The results of this test report are effective only to the items tested. The SGS Korea is not responsible for the sampling, the results of this test report apply to the sample as received. This test report cannot be reproduced, except in full, without prior written permission of the Company. This test report does not assure KOLAS accreditation.

High Channel (5 710 MHz)



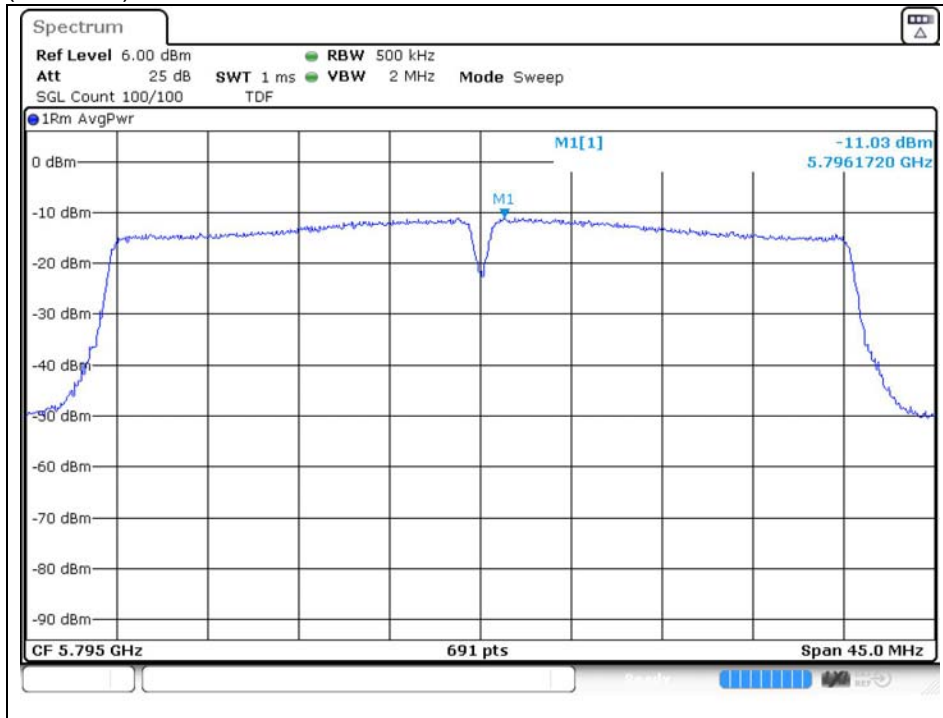
802.11ac\_VHT40 (Band 3)

Low Channel (5 755 MHz)



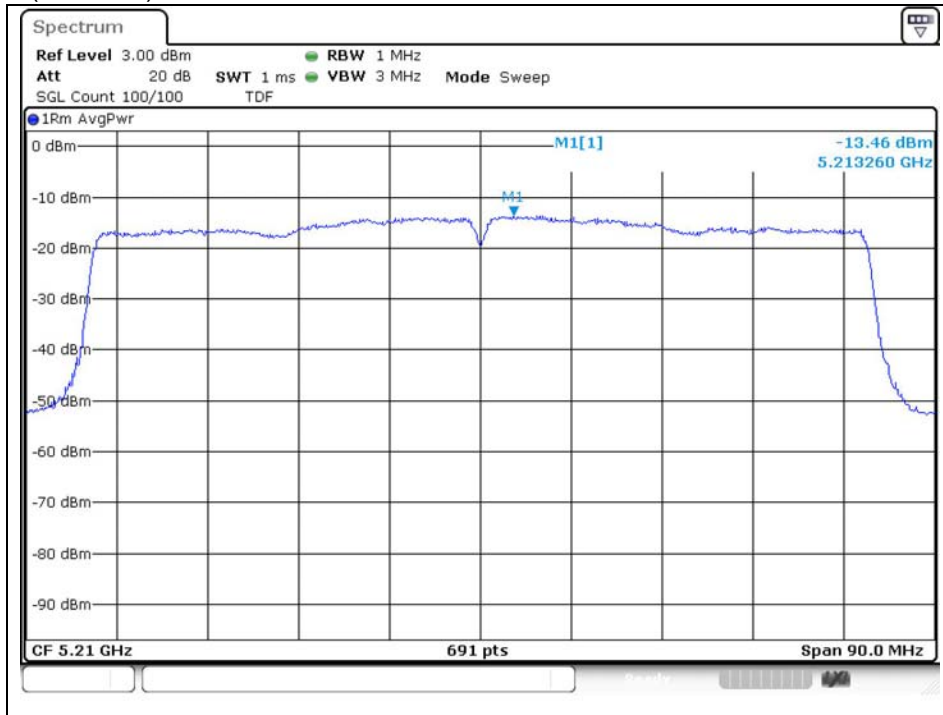
The results of this test report are effective only to the items tested. The SGS Korea is not responsible for the sampling, the results of this test report apply to the sample as received. This test report cannot be reproduced, except in full, without prior written permission of the Company. This test report does not assure KOLAS accreditation.

High Channel (5 795 MHz)



802.11ac\_VHT80 (Band 1)

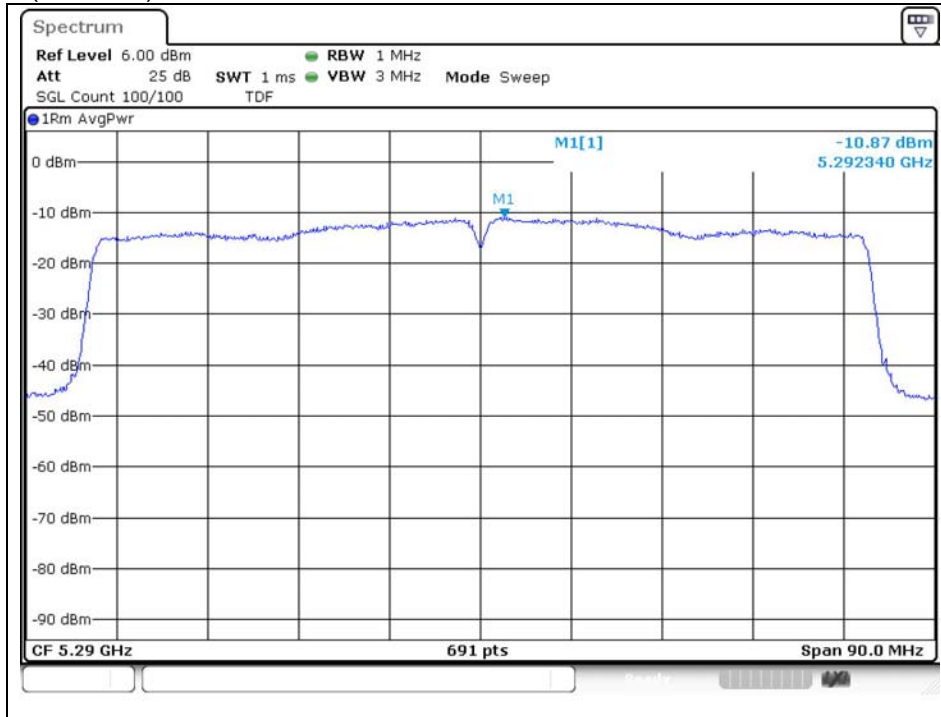
Middle Channel (5 210 MHz)



The results of this test report are effective only to the items tested. The SGS Korea is not responsible for the sampling, the results of this test report apply to the sample as received. This test report cannot be reproduced, except in full, without prior written permission of the Company. This test report does not assure KOLAS accreditation.

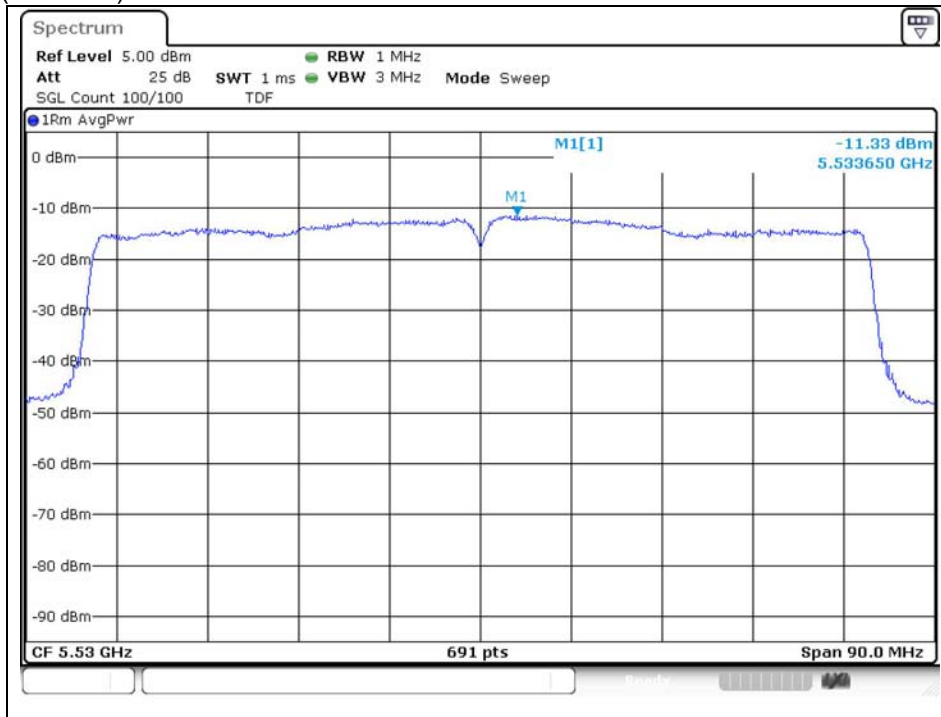
## 802.11ac\_VHT80 (Band 2A)

Middle Channel (5 290 MHz)



## 802.11ac\_VHT80 (Band 2C)

Low Channel (5 330 MHz)

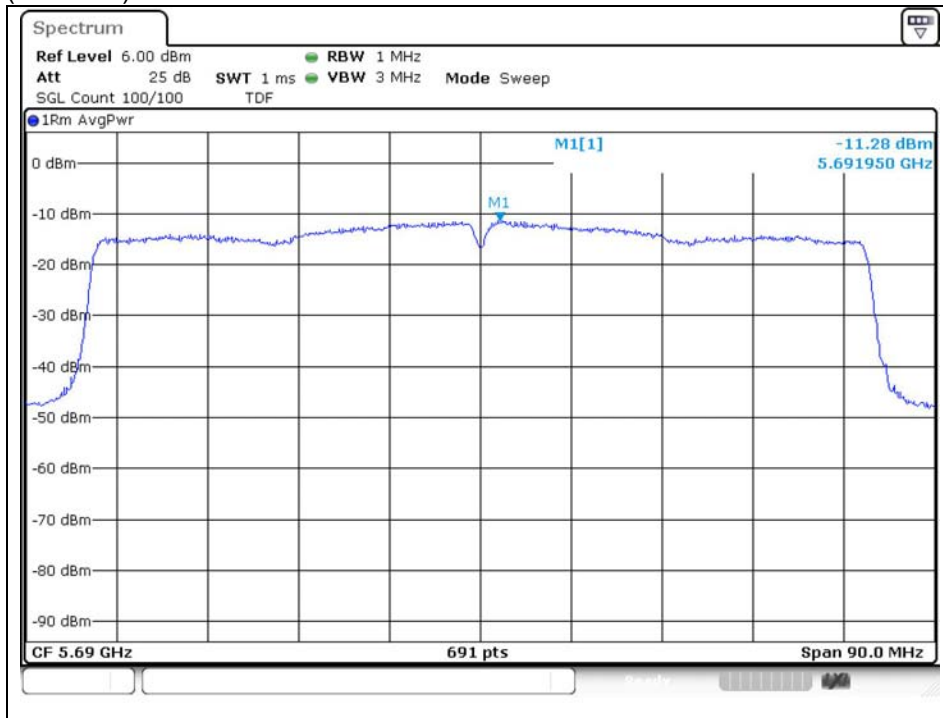


The results of this test report are effective only to the items tested. The SGS Korea is not responsible for the sampling, the results of this test report apply to the sample as received. This test report cannot be reproduced, except in full, without prior written permission of the Company. This test report does not assure KOLAS accreditation.



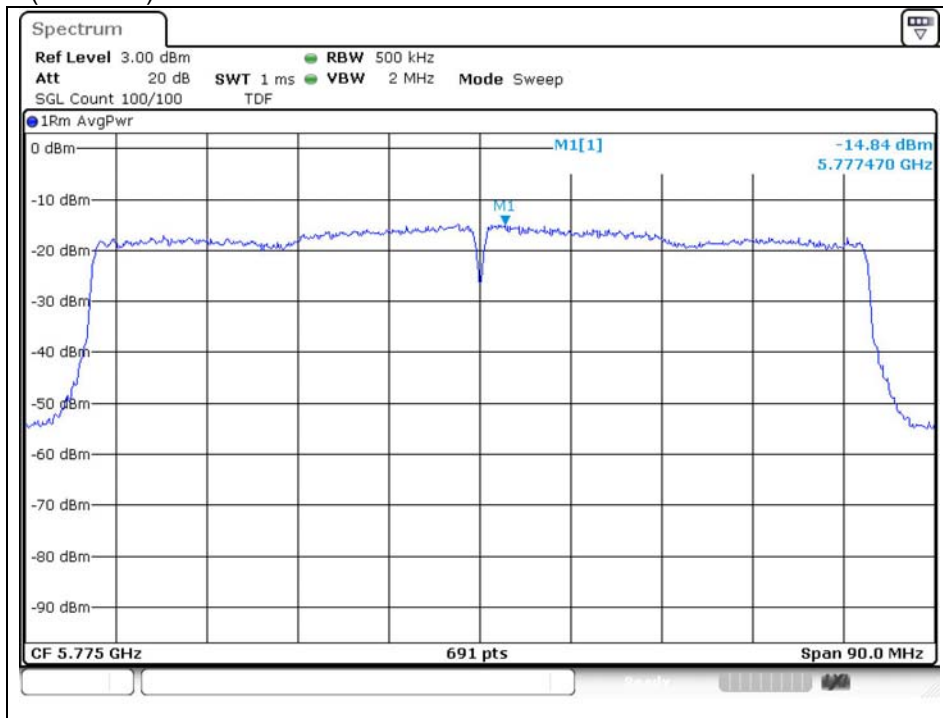
### 802.11ac\_VHT80 (Band 2C)

High Channel (5 690 MHz)



### 802.11ac\_VHT80 (Band 3)

Middle Channel (5 775 MHz)

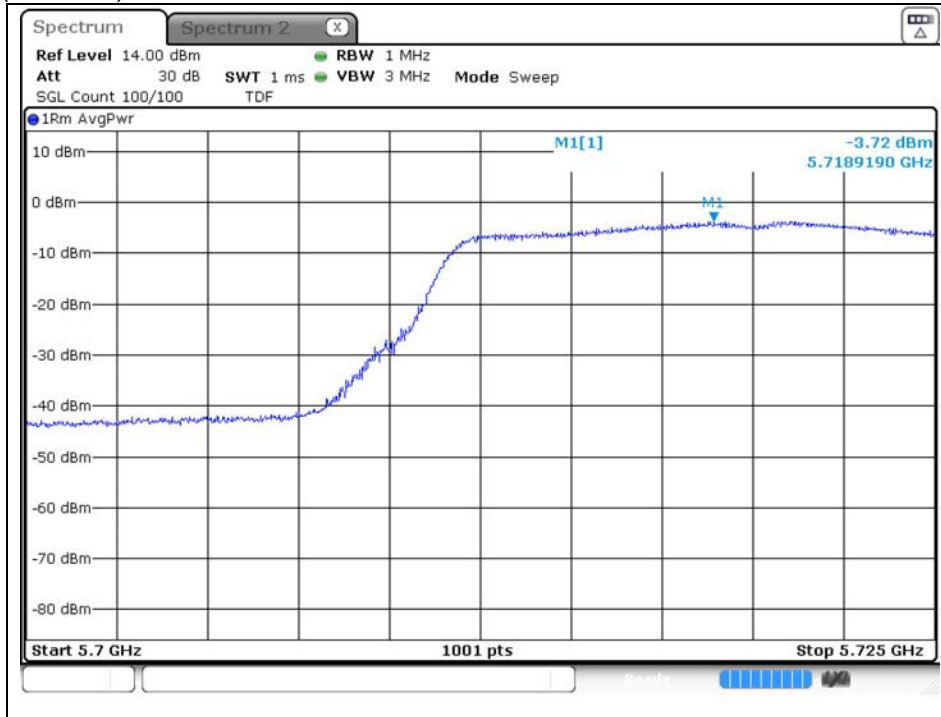


The results of this test report are effective only to the items tested. The SGS Korea is not responsible for the sampling, the results of this test report apply to the sample as received. This test report cannot be reproduced, except in full, without prior written permission of the Company. This test report does not assure KOLAS accreditation.

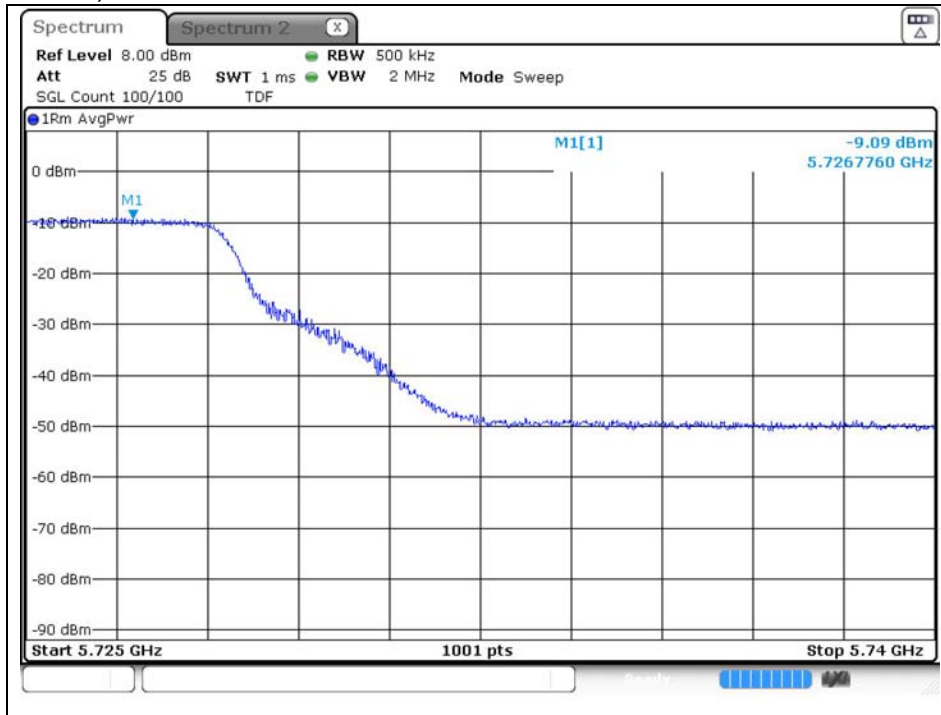
SGS Korea Co., Ltd. (Gunpo Laboratory) 4, LS-ro 182beon-gil, Gunpo-si, Gyeonggi-do, Korea, 15807 <http://www.sgsgroup.kr>

## Band-crossing channels

U-NII 2C 11a (5 720 MHz)



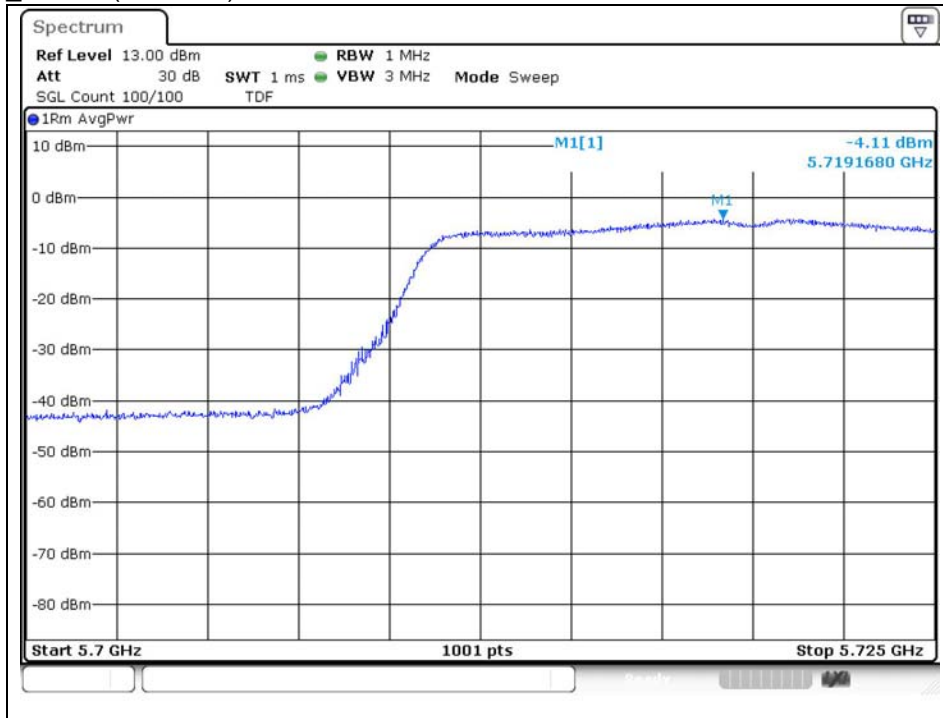
U-NII 3 11a (5 720 MHz)



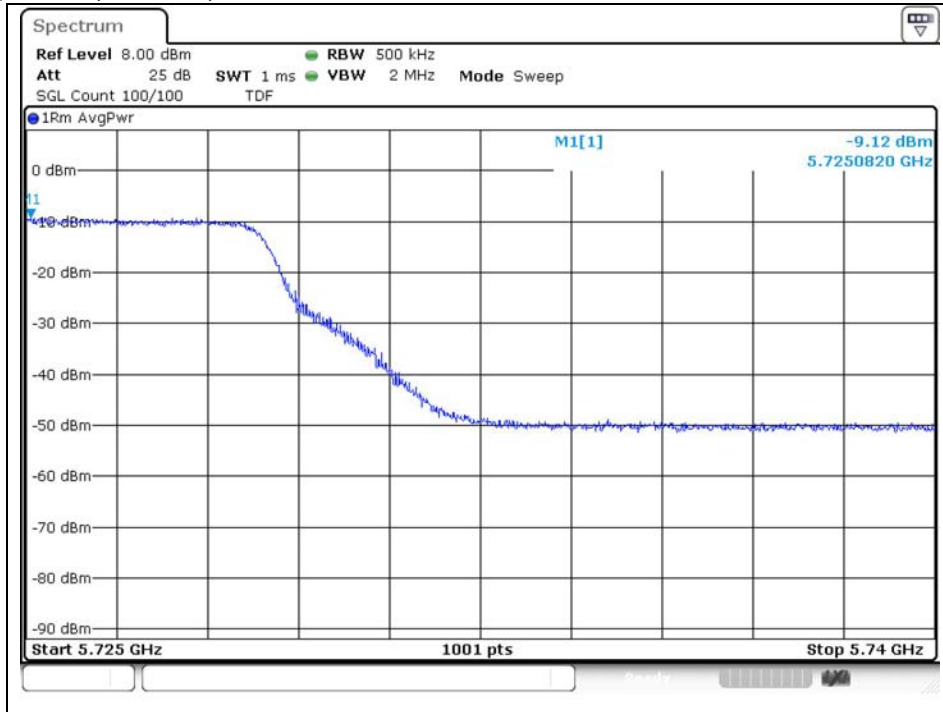
The results of this test report are effective only to the items tested. The SGS Korea is not responsible for the sampling, the results of this test report apply to the sample as received. This test report cannot be reproduced, except in full, without prior written permission of the Company. This test report does not assure KOLAS accreditation.

SGS Korea Co., Ltd. (Gunpo Laboratory) 4, LS-ro 182beon-gil, Gunpo-si, Gyeonggi-do, Korea, 15807 <http://www.sgsgroup.kr>

U-NII 2C 11ac\_VHT20 (5 720 MHz)

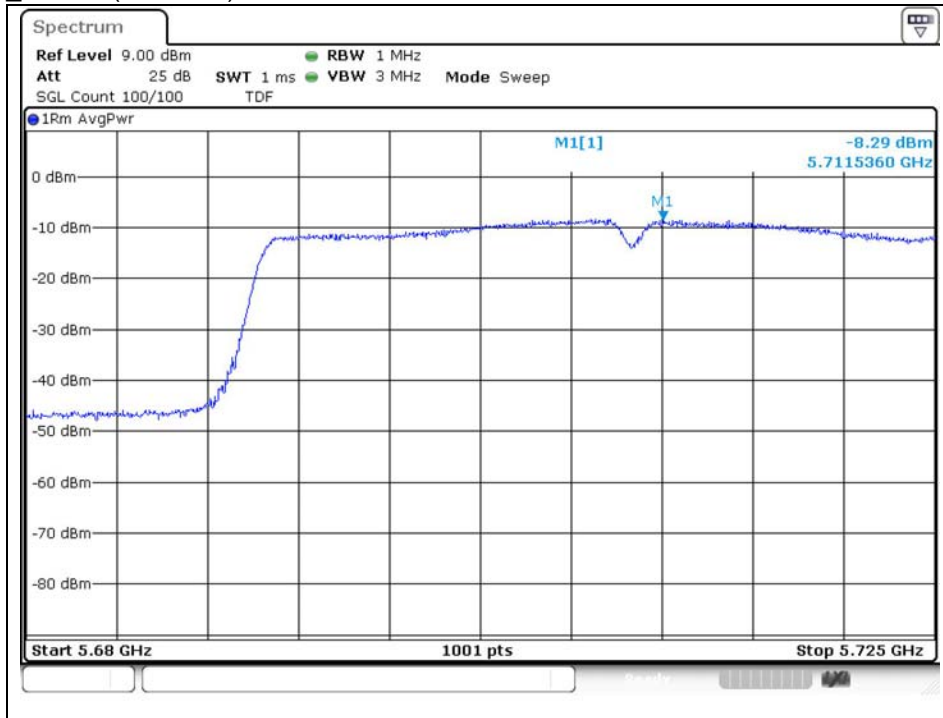


U-NII 3 11ac\_VHT20 (5 720 MHz)

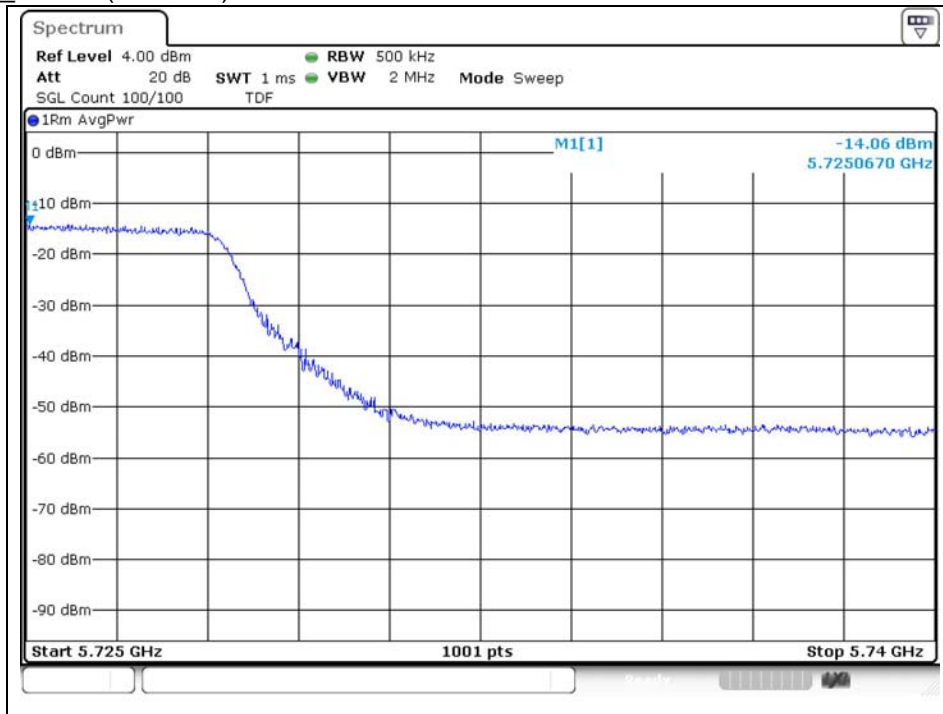


The results of this test report are effective only to the items tested. The SGS Korea is not responsible for the sampling, the results of this test report apply to the sample as received. This test report cannot be reproduced, except in full, without prior written permission of the Company. This test report does not assure KOLAS accreditation.

U-NII 2C 11ac VHT40 (5 710 MHz)

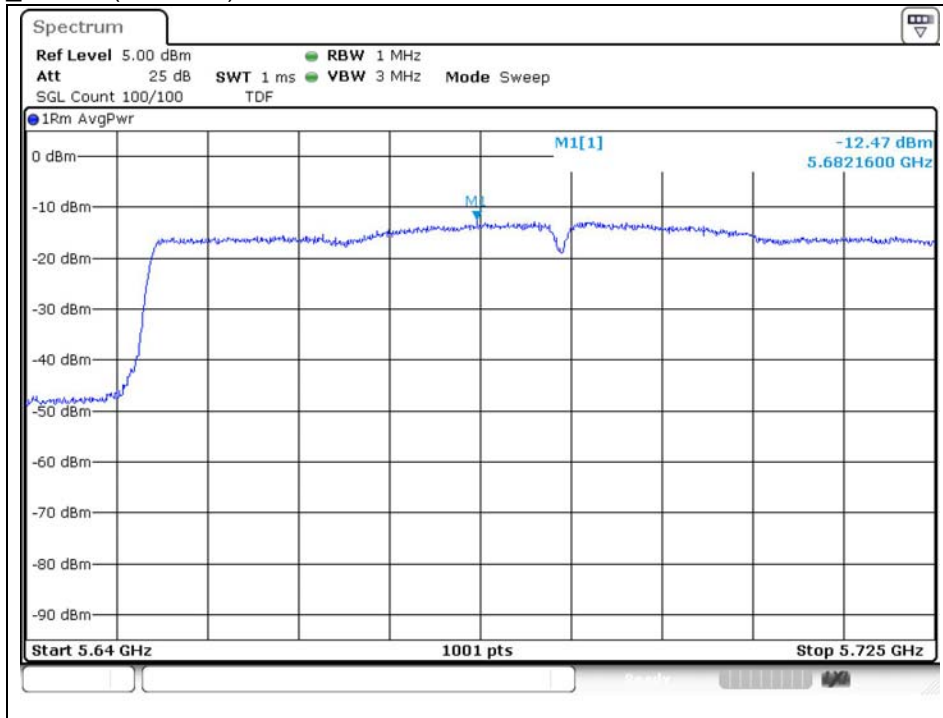


U-NII 3 11ac VHT40 (5 710 MHz)

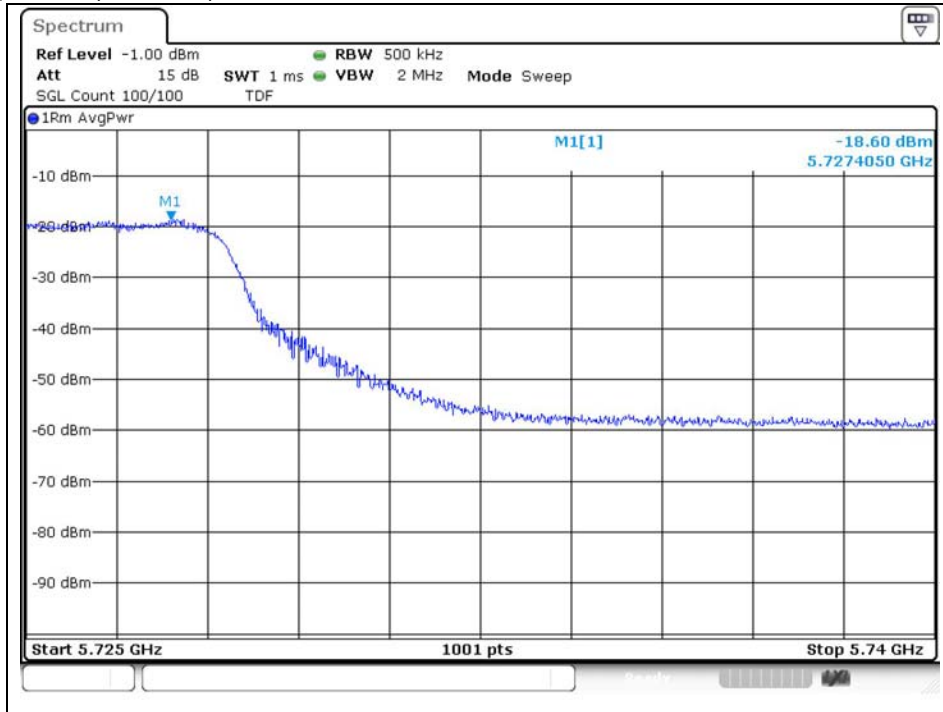


The results of this test report are effective only to the items tested. The SGS Korea is not responsible for the sampling, the results of this test report apply to the sample as received. This test report cannot be reproduced, except in full, without prior written permission of the Company. This test report does not assure KOLAS accreditation.

U-NII 2C 11ac\_VHT80 (5 690 MHz)



U-NII 3 11ac\_VHT80 (5 690 MHz)



The results of this test report are effective only to the items tested. The SGS Korea is not responsible for the sampling, the results of this test report apply to the sample as received. This test report cannot be reproduced, except in full, without prior written permission of the Company. This test report does not assure KOLAS accreditation.

## 7. Antenna Requirement

### 7.1. Standard Applicable

For intentional device, according to FCC 47 CFR Section §15.203, an intentional radiator shall be designed to ensure that no antenna other than that furnished by the responsible party shall be used with the device. And according to FCC 47 CFR Section §15.407(a) if transmitting antennas of directional gain greater than 6 dB i are used, the power shall be reduced by the amount in dB that the gain of the antenna exceeds 6 dB i.

### 7.2. Antenna Connected Construction

Antenna used in this product is Pattern antenna and peak max gain of antenna as below.

Band	5 150 MHz ~ 5 250 MHz	5 250 MHz ~ 5 350 MHz	5 470 MHz ~ 5 725 MHz	5 725 MHz ~ 5 850 MHz
Mode	11a/n_HT20, HT40, 11ac_VHT20, VHT40, VHT80			
Gain	-0.61 dBi	-0.18 dBi	-0.77 dBi	-0.18 dBi

**- End of the Test Report -**

*The results of this test report are effective only to the items tested. The SGS Korea is not responsible for the sampling, the results of this test report apply to the sample as received. This test report cannot be reproduced, except in full, without prior written permission of the Company. This test report does not assure KOLAS accreditation.*

**SGS Korea Co., Ltd. (Gunpo Laboratory)** 4, LS-ro 182beon-gil, Gunpo-si, Gyeonggi-do, Korea, 15807 <http://www.sgsgroup.kr>