

# **Test setup photos of EUT**

## 1. Orthogonal plane of EUT

- The testing was set in the three orthogonal planes and measured for each position (X, Y, Z).

### X-axis



### Y-axis





**Model name: ADB10SWEN**

**Z-axis**



**Model name: ADB10SWEN**

## 2. Photos of Radiated Spurious Emission Test (Below 1 GHz)




Model name: ADB10SWEN

**3. Photo of Radiated Spurious Emission Test (Above 1 GHz)**



**Model name: ADB10SWEN**

## 4. Photo of Conducted test



## 5. Photo of DFS test



Model name: ADB10SWEN