

## 1. Photographs of Conducted Emissions Test Configuration

Adapter mode


Front view



Side view



Under table view



PoE Mode



Front view

Side view




Under table view




## 2. Photographs of Radiated Emissions Test Configuration

For radiated emissions 30MHz~1GHz

Front view




Rear view




For radiated emissions above 1GHz

Front view



Rear view



————THE END————