

1. Photographs of Conducted Emissions Test Configuration

Adapter Mode


Front view



Side view



Under table view



PoE Mode



Front view

Side view



Under table view




2. Photographs of Radiated Emissions Test Configuration


For radiated emissions 30MHz~1GHz

Adapter Mode


Front view



Rear view




PoE Mode




Front view

Rear view



For radiated emissions above 1GHz

Front view



Rear view



3. Photographs of Contention Based Protocol

Front view



————THE END————