

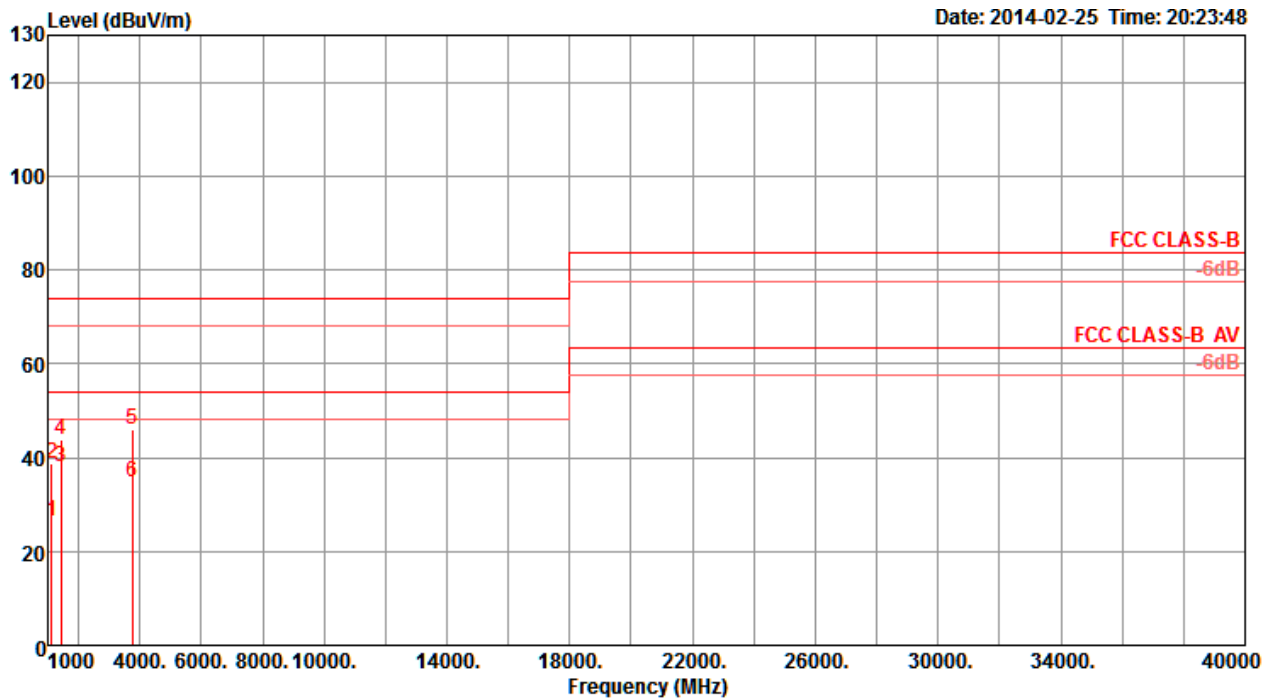


Appendix B. Radiated Emission Co-location Report

1. Results of Radiated Emissions for Co-located

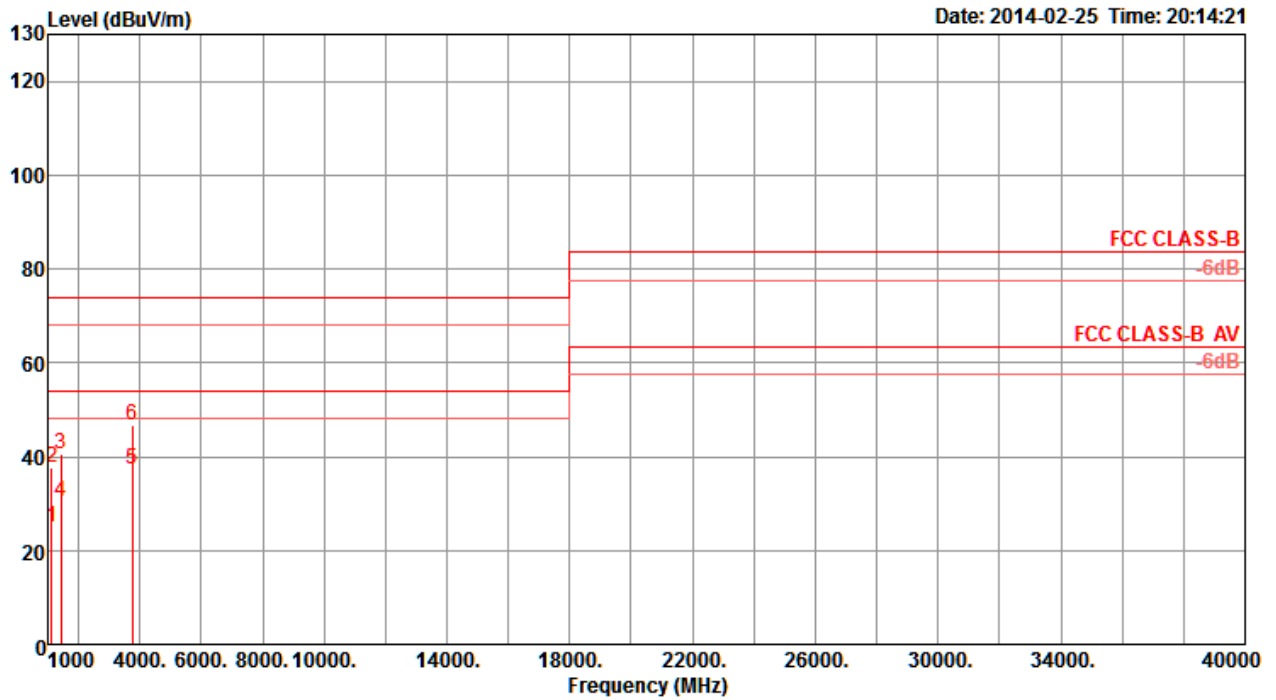
Temperature	22°C	Humidity	51%
Test Engineer	YC Chen	Configurations	2.4G + 5G
Test Mode	Mode 1 (EUT 1)		

Horizontal



	Freq	Level	Limit	Over	Read	Cable	Preamp		Remark	T/Pos	A/Pos	Pol/Phase
	MHz	dBuV/m	dBuV/m	dB	dBuV	dB	dB	dB/m		deg	cm	
1	1124.96	26.56	54.00	-27.44	36.24	1.93	35.72	-9.68	Average	166	122	HORIZONTAL
2	1125.04	38.71	74.00	-35.29	48.39	1.93	35.72	-9.68	Peak	166	122	HORIZONTAL
3	1439.74	38.20	54.00	-15.80	45.95	2.21	35.18	-7.75	Average	294	100	HORIZONTAL
4	1440.10	43.72	74.00	-30.28	51.47	2.21	35.18	-7.75	Peak	294	100	HORIZONTAL
5	3749.91	45.98	74.00	-28.02	45.92	3.70	34.66	0.06	Peak	189	100	HORIZONTAL
6	3750.05	34.59	54.00	-19.41	34.53	3.70	34.66	0.06	Average	189	100	HORIZONTAL

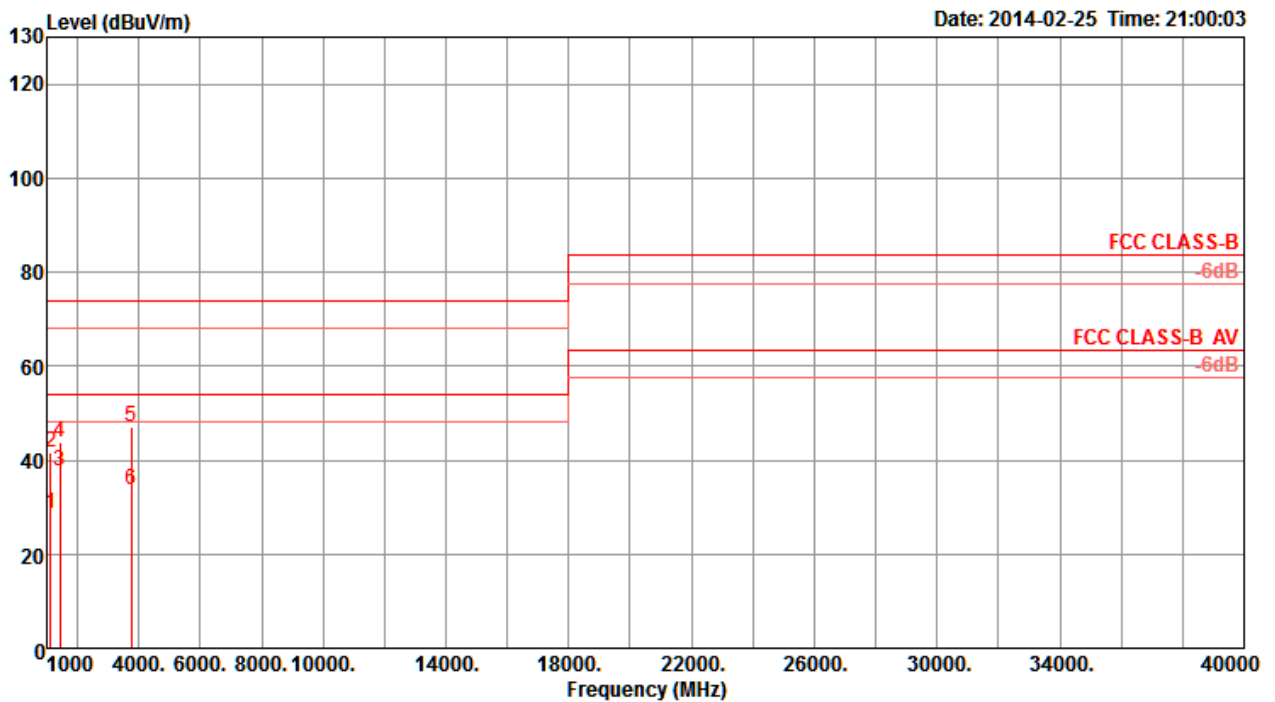
Vertical



	Freq	Level	Limit	Over	Read	Cable	Preamp		Remark	T/Pos	A/Pos	Pol/Phase
	MHz	dBuV/m	dBuV/m	dB	dBuV	dB	dB	dB/m		deg	cm	
1	1125.00	24.82	54.00	-29.18	34.50	1.93	35.72	-9.68	Average	48	100	VERTICAL
2	1125.15	37.68	74.00	-36.32	47.36	1.93	35.72	-9.68	Peak	48	100	VERTICAL
3	1439.75	40.38	74.00	-33.62	48.13	2.21	35.18	-7.75	Peak	236	100	VERTICAL
4	1439.83	30.56	54.00	-23.44	38.31	2.21	35.18	-7.75	Average	236	100	VERTICAL
5	3749.97	37.33	54.00	-16.67	37.27	3.70	34.66	0.06	Average	294	100	VERTICAL
6	3750.16	46.62	74.00	-27.38	46.56	3.70	34.66	0.06	Peak	294	100	VERTICAL

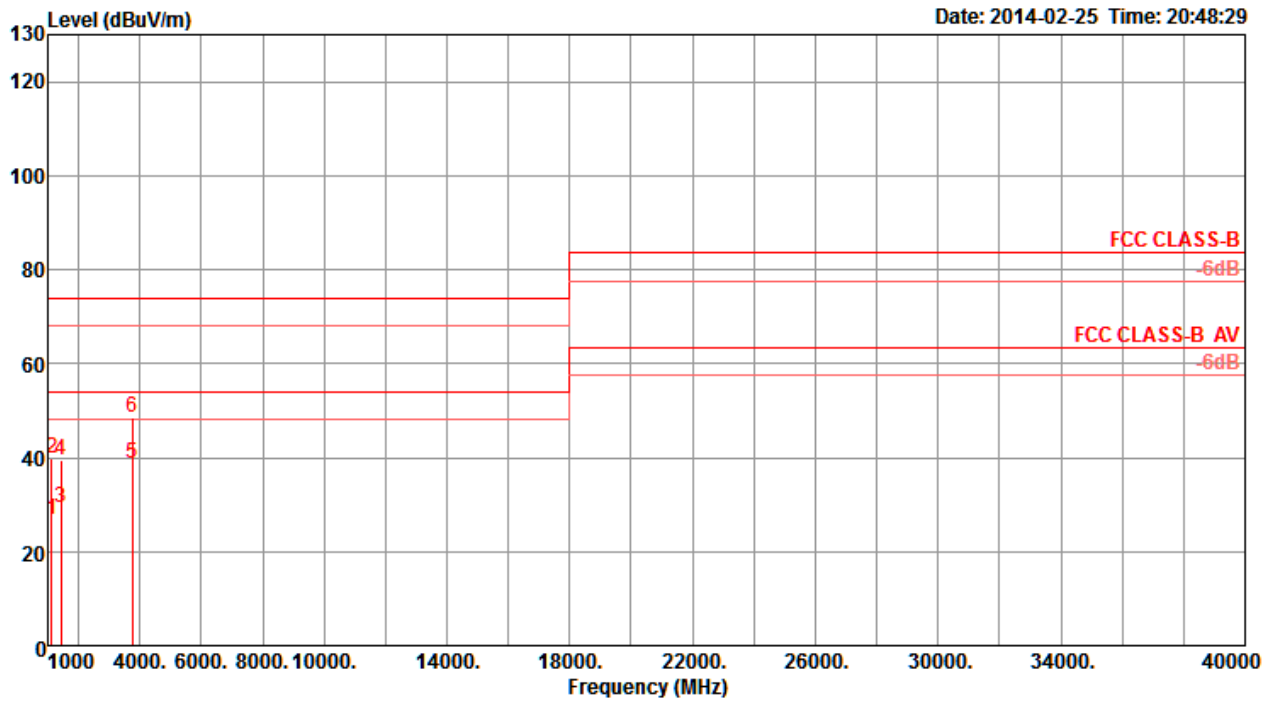
Temperature	22°C	Humidity	51%
Test Engineer	YC Chen	Configurations	2.4G + 5G
Test Mode	Mode 2 (EUT 2)		

Horizontal



	Freq	Level	Limit	Over	Read	Cable	Preamp		Remark	T/Pos	A/Pos	Pol/Phase
	MHz	dBuV/m	dBuV/m	dB	dBuV	dB	dB	dB/m		deg	cm	
1	1124.19	28.56	54.00	-25.44	38.24	1.93	35.72	-9.68	Average	166	122	HORIZONTAL
2	1125.54	41.71	74.00	-32.29	51.39	1.93	35.72	-9.68	Peak	166	122	HORIZONTAL
3	1438.00	37.68	54.00	-16.32	45.43	2.21	35.18	-7.75	Average	294	100	HORIZONTAL
4	1440.10	43.98	74.00	-30.02	51.73	2.21	35.18	-7.75	Peak	294	100	HORIZONTAL
5	3749.66	46.98	74.00	-27.02	46.92	3.70	34.66	0.06	Peak	189	100	HORIZONTAL
6	3750.36	33.59	54.00	-20.41	33.53	3.70	34.66	0.06	Average	189	100	HORIZONTAL

Vertical



	Freq	Level	Limit	Over	Read	Cable	Preamp		Remark	T/Pos	A/Pos	Pol/Phase
	MHz	dBuV/m	dBuV/m	dB	dBuV	dB	dB	dB/m		deg	cm	
1	1124.83	26.82	54.00	-27.18	36.50	1.93	35.72	-9.68	Average	48	100	VERTICAL
2	1125.65	39.68	74.00	-34.32	49.36	1.93	35.72	-9.68	Peak	48	100	VERTICAL
3	1439.57	29.31	54.00	-24.69	37.06	2.21	35.18	-7.75	Average	236	100	VERTICAL
4	1439.75	39.38	74.00	-34.62	47.13	2.21	35.18	-7.75	Peak	236	100	VERTICAL
5	3749.97	38.78	54.00	-15.22	38.72	3.70	34.66	0.06	Average	294	100	VERTICAL
6	3750.16	48.62	74.00	-25.38	48.56	3.70	34.66	0.06	Peak	294	100	VERTICAL