

1. Photographs of Conducted Emissions Test Configuration

Adapter Mode



Front view

Side view



Under table view



PoE Mode



Front view



Side view

Under table view




2. Photographs of Radiated Emissions Test Configuration


For radiated emissions 30MHz~1GHz

Radio 0
Adapter Mode


Front view




Rear view



Radio 0
PoE Mode




Front view




Rear view

Radio 2
Adapter Mode


Front view




Rear view



Radio 2
PoE Mode



Front view



Rear view

For radiated emissions above 1GHz
Radio 0


Front view



Rear view



Radio 2



Front view


Rear view



3. Photographs of Contention-Based Protocol Test Configuration


Radio 0

Front view



Radio 2

Front view



—THE END—