

1. Photographs of Conducted Emissions Test Configuration

C-330

Front view



Side view



Under table view



C-330E

Front view



Side view



Under table view




2. Photographs of Radiated Emissions Test Configuration

For radiated emissions 30MHz~1GHz

C-330_Radio 1

Front view




Rear view




C-330_Radio 3

Front view




Rear view




C-330E_Radio 1

Front view




Rear view




C-330E_Radio 3

Front view




Rear view




For radiated emissions above 1GHz
C-330_Radio 1

Front view




Rear view



C-330_Radio 3

Front view




Rear view



C-330E_Radio 1

Front view




Rear view



C-330E_Radio 3

Front view



Rear view



————THE END————