


1. Photographs of Conducted Emissions Test Configuration

Mode 1


Front view



Side view



Under table view




Mode 2


Front view



Side view



Under table view




Mode 3

Front view



Side view



Under table view




Mode 4


Front view



Side view



Under table view




2. Photographs of Radiated Emissions Test Configuration


For radiated emissions 30MHz~1GHz

Mode 1

Front view




Rear view




Mode 2

Front view




Rear view




Mode 3

Front view




Rear view




Mode 4

Front view




Rear view




Mode 5, 6

Front view




Rear view




Mode 7, 8

Front view



Rear view



For radiated emissions above 1GHz
Mode 1

Front view




Rear view



Mode 2

Front view




Rear view



Mode 3

Front view




Rear view



Mode 4

Front view




Rear view



Mode 5, 6

Front view




Rear view




Mode 7, 8

Front view



Rear view



————THE END————