

ANNEX 1 – TEST SETUP PHOTOS

Power Line Conducted Emissions
Test Configuration 1: EUT on charging cradle




ANNEX 1 – TEST SETUP PHOTOS

Power Line Conducted Emissions
Test Configuration 1: EUT on charging cradle



ANNEX 1 – TEST SETUP PHOTOS

Power Line Conducted Emissions
Test Configuration 2: EUT connected to PC; no power connection




ANNEX 1 – TEST SETUP PHOTOS

Power Line Conducted Emissions
Test Configuration 2: EUT connected to PC; no power connection




ANNEX 1 – TEST SETUP PHOTOS

Transmitter Radiated Emissions at 3 m Distance



ANNEX 1 – TEST SETUP PHOTOS

Transmitter Radiated Emissions at 3 m Distance



ANNEX 1 – TEST SETUP PHOTOS

Transmitter Radiated Emissions at 3 m Distance



ANNEX 1 – TEST SETUP PHOTOS

Transmitter Radiated Emissions at 3 m Distance



ANNEX 1 – TEST SETUP PHOTOS

Transmitter Radiated Emissions at 3 m Distance

