

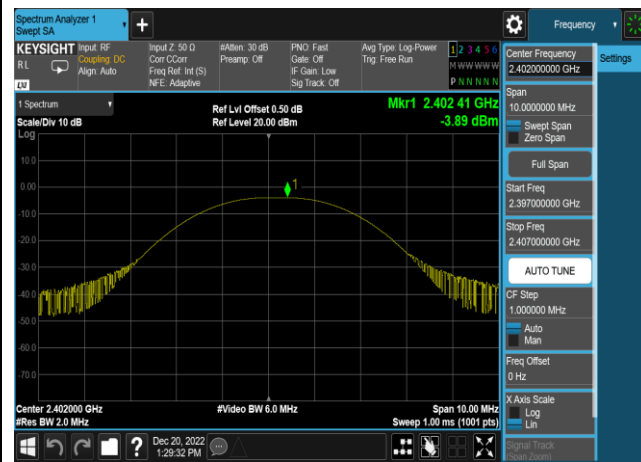
1. Transmitter Test results

1.1 RF Output Power

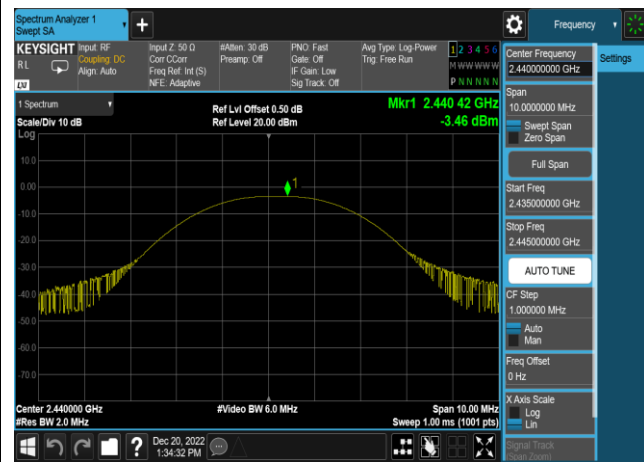
1.1.1 Test Result and Data

BLE Maximum Output Power		
Test Frequency (MHz)	Power (dBm)	Result
2402	-3.90	Pass
2440	-3.46	Pass
2480	-3.71	Pass

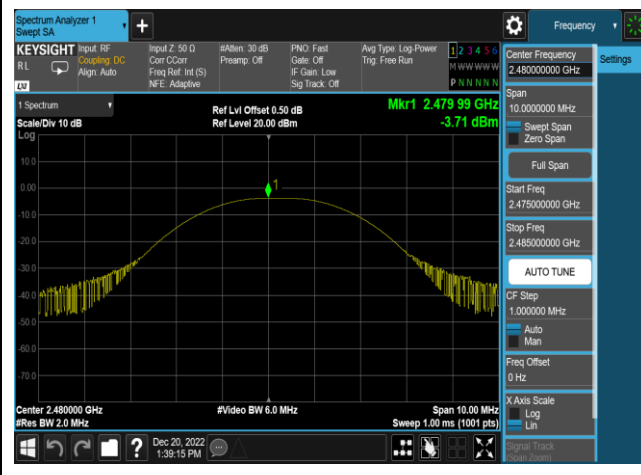
2402MHz



2440MHz



2480MHz

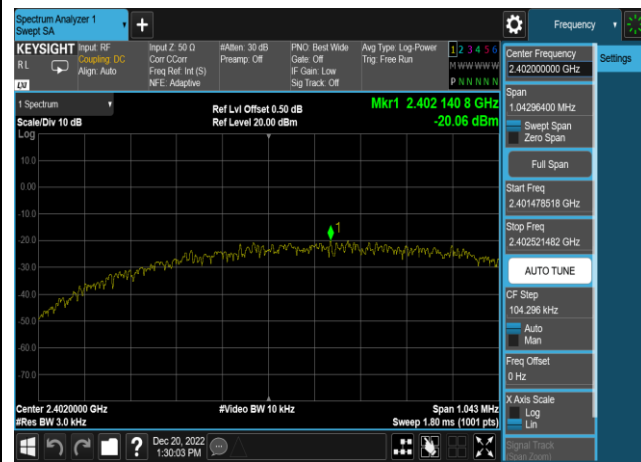


1.2 Power Spectral Density

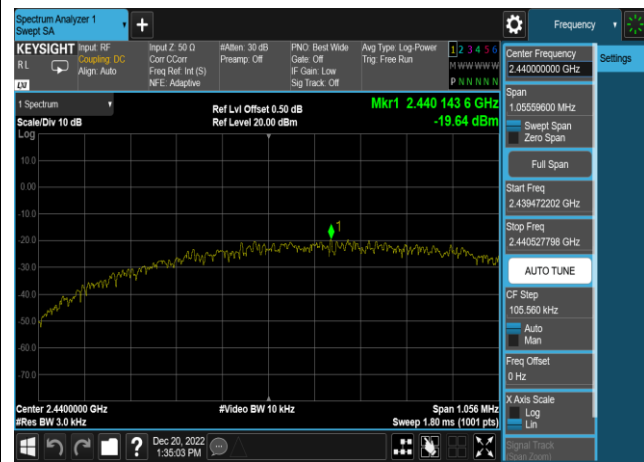
1.2.1 Test Result and Data

BLE Peak Power Spectral Density		
Test Frequency (MHz)	PSD (dBm/3kHz)	Result
2402	-20.06	Pass
2440	-19.64	Pass
2480	-19.98	Pass

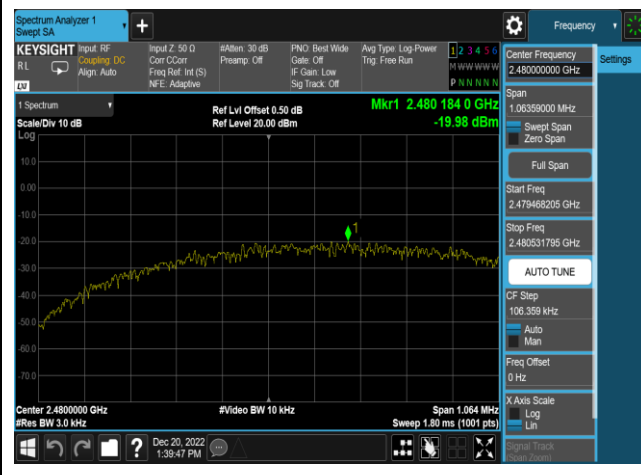
2402MHz



2440MHz



2480MHz

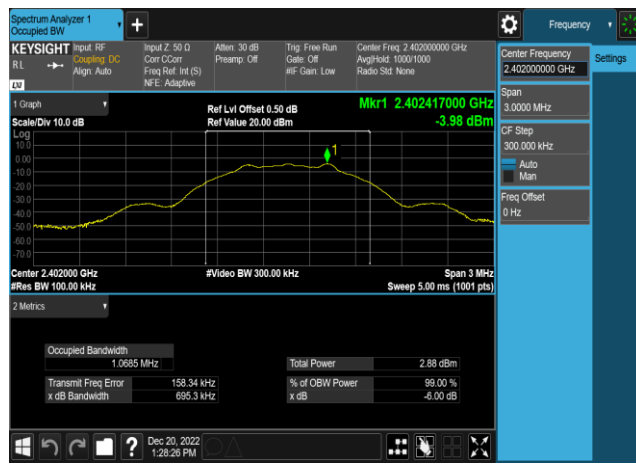


1.3 6dB BandWidth

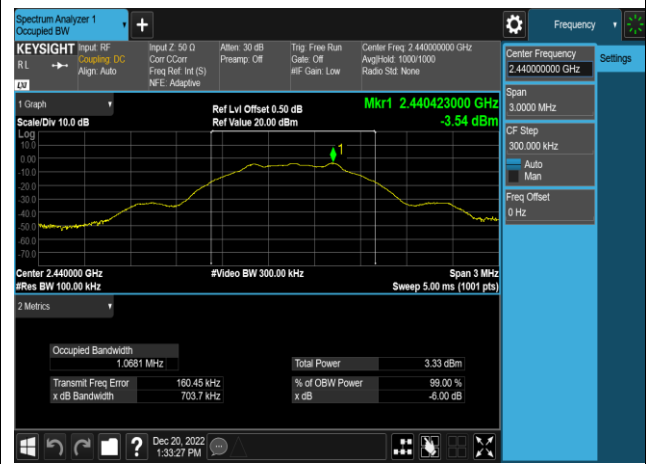
1.3.1 Test Result and Data

BLE Occupied 6dB Bandwidth			
Test Frequency (MHz)	Occupied Bandwidth (kHz)	Min Limit (kHz)	Result
2402	695.3	500	Pass
2440	703.7	500	Pass
2480	709.1	500	Pass

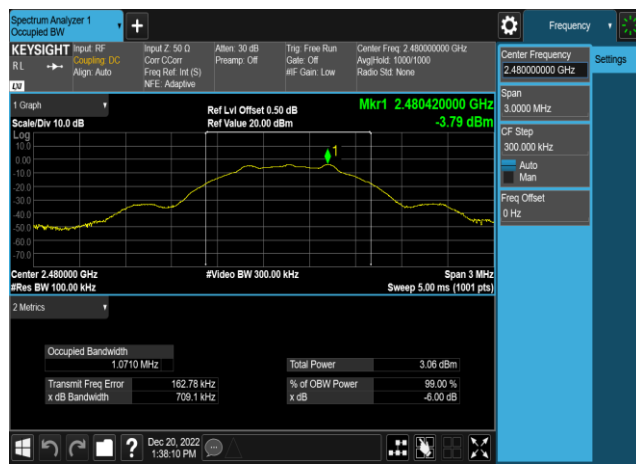
2402MHz



2440MHz



2480MHz

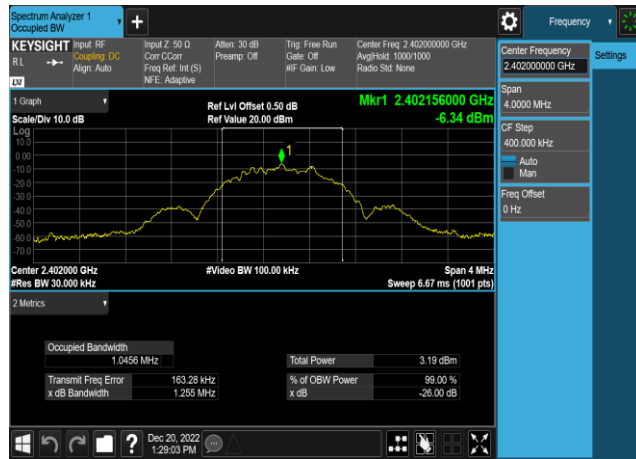


1.4 99% BandWidth

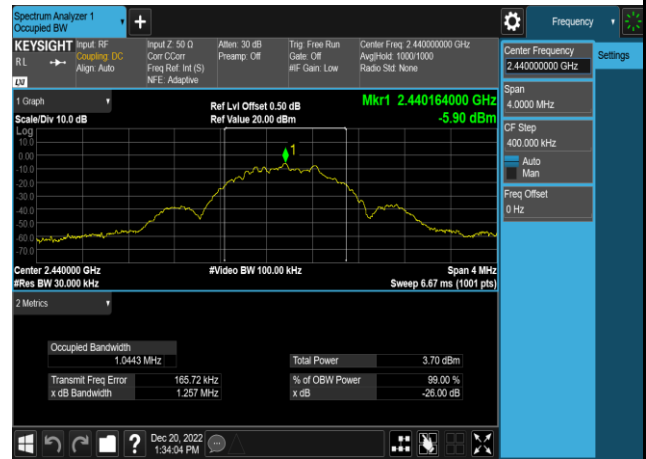
1.4.1 Test Result and Data

BLE 99% Occupied Bandwidth		
Test Frequency (MHz)	99% Occupied Bandwidth (MHz)	Result
2402	1.0456	Pass
2440	1.0443	Pass
2480	1.0469	Pass

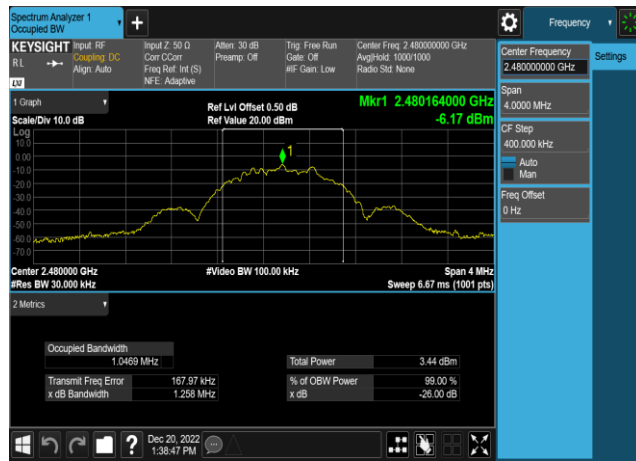
2402MHz



2440MHz



2480MHz



1.6 Transmitter Spurious Emission

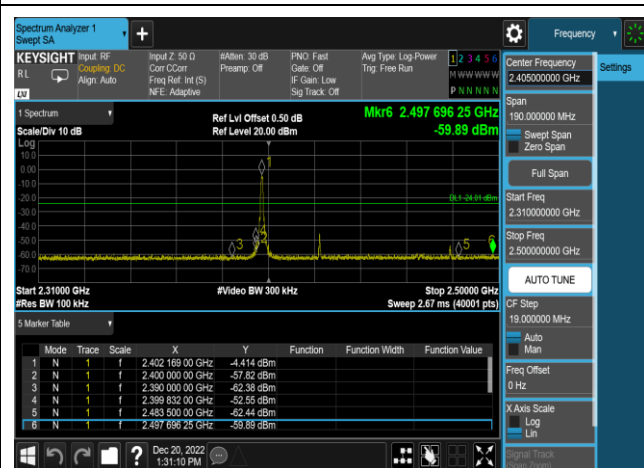
1.6.1 Test Result and Data

BLE Transmitter Spurious Emission			
Test Frequency (MHz)	Test Range	Power (dBm)	Result
2402	1MHz~2310MHz	-57.71	Pass
2402	2500MHz~5000MHz	-53.88	Pass
2402	5000MHz~25000MHz	-51.43	Pass
2402	Band Edge	-52.55	Pass
2402	Reference Level	-4.01	Pass
2440	1MHz~2310MHz	-58.23	Pass
2440	2500MHz~5000MHz	-54.87	Pass
2440	5000MHz~25000MHz	-51.88	Pass
2440	Band Edge	-59.31	Pass
2440	Reference Level	-3.53	Pass
2480	1MHz~2310MHz	-58.62	Pass
2480	2500MHz~5000MHz	-55.18	Pass
2480	5000MHz~25000MHz	-52.20	Pass
2480	Band Edge	-57.03	Pass
2480	Reference Level	-3.82	Pass

2402MHz, Plot 1, Reference Level



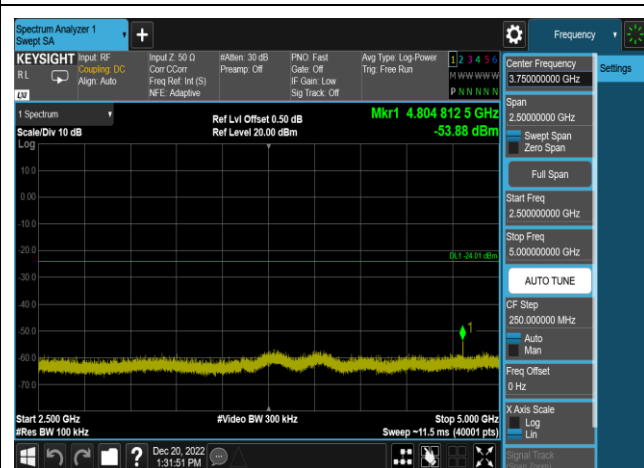
2402MHz, Plot 2, Band Edge



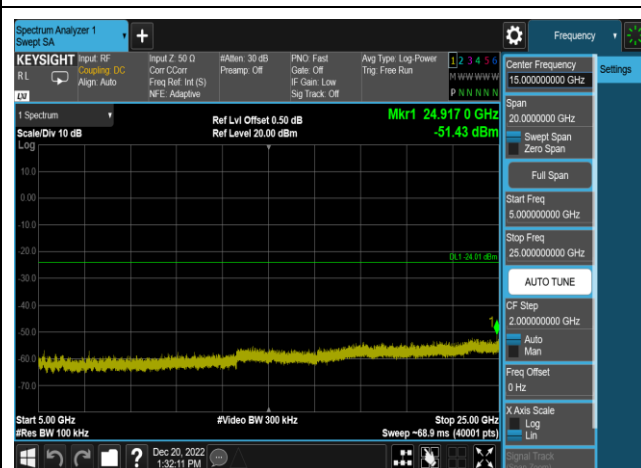
2402MHz, Plot 3, 1MHz~2310MHz



2402MHz, Plot 4, 2500MHz~5000MHz



2402MHz, Plot 5, 5000MHz~25000MHz

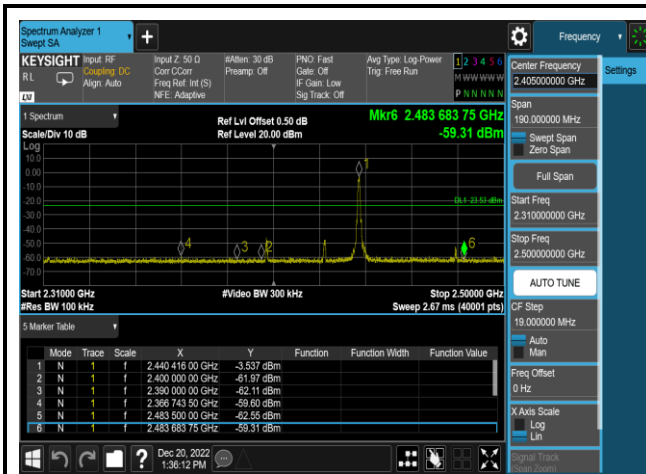


2440MHz, Plot 1, Reference Level



2440MHz, Plot 2, Band Edge

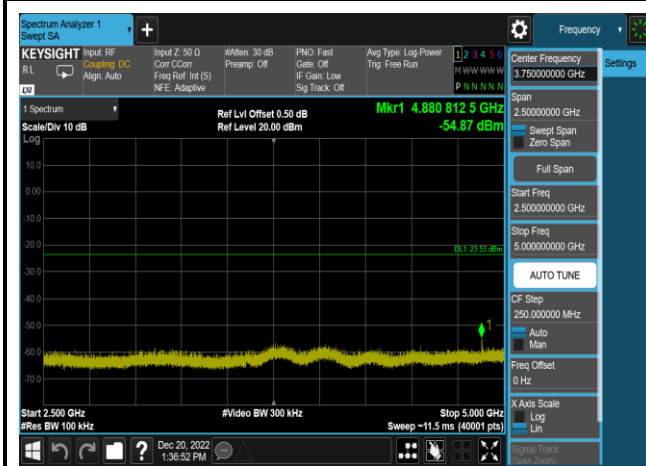
2440MHz, Plot 3, 1MHz~2310MHz



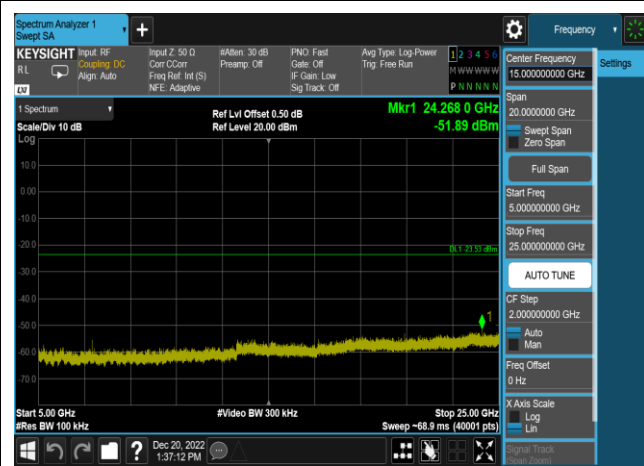
2440MHz,Plot 4,2500MHz~5000MHz



2440MHz,Plot 5,5000MHz~25000MHz



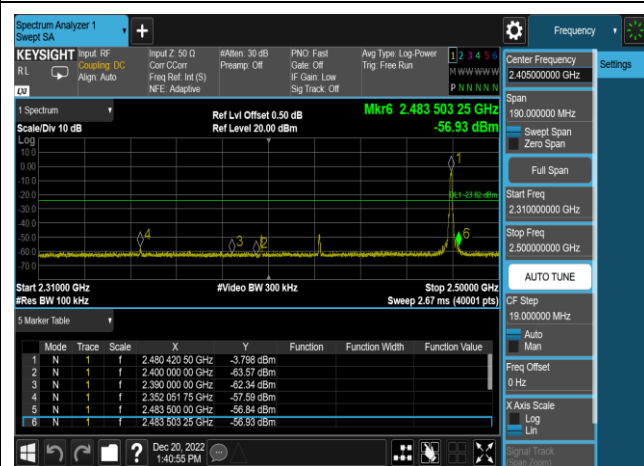
2480MHz,Plot 1,Reference Level



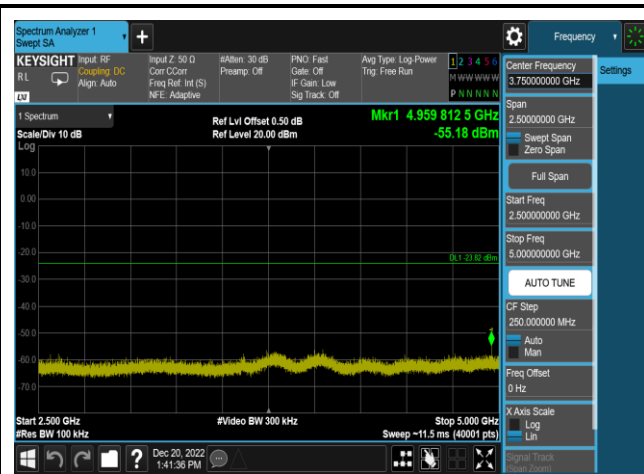
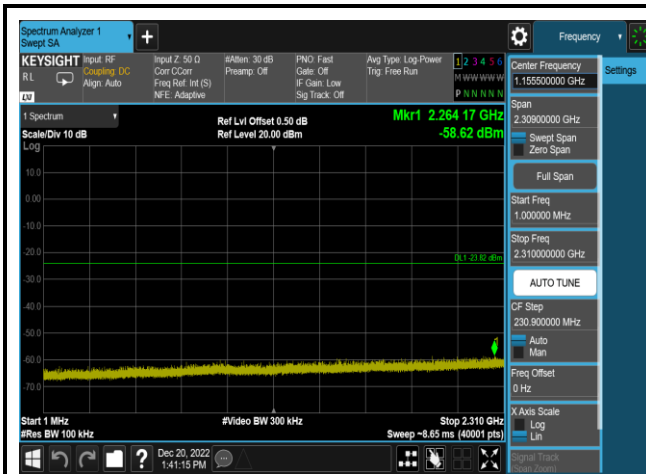
2480MHz,Plot 2,Band Edge



2480MHz,Plot 3,1MHz~2310MHz



2480MHz,Plot 4,2500MHz~5000MHz



2480MHz, Plot 5, 5000MHz~25000MHz

