

Novariant TX100 Transmitter External Photos




Figure 1: TX100, Front View.



Figure 2: TX100, Left Side View.



Figure 3: TX100, Left Side View.




Figure 4: TX100, Back View.




Figure 4: TX100, Top View. This view shows a 16 inch (40 cm) separation of the two transmitter antennas used on TX100. Novariant's P/N 200-0240-02 is on left, and Antenex P/N: TRA9023NP hooked up to FreeWave radio modem (FCC ID: KNY-6231812519) is on right.




Figure 5: TX100, Bottom View. This view shows the location of the FCC Label. The device will be mounted on a 8 to 10 foot tall post, therefore an underside location was deemed most readable.