



Conducted Emission Test Configuration, P.O.E. Front



Conducted Emission Test Configuration, P.O.E. Side




CLIENT	Inhand	
MODEL	Slate Rev. B/12V	walwart running
TEST	CE	JOB 15023/15024
DATE	6-20-17	TESTER TA


Conducted Emission Test Configuration, Front



Conducted Emission Test Configuration, Side







CLIENT	Inhand	
MODEL	Slate Rev. B/12V	walmart running
TEST	RE	JOB 15023/15024
DATE	6-19-17	TESTER TA