





Test Setup Photo(s) – Radiated Emissions Test


EUT in Vertical Orientation with Whip antenna




EUT in Horizontal Orientation with Whip antenna




EUT in Side Orientation with Whip antenna




EUT in Vertical Orientation with PCB antenna



EUT in Horizontal Orientation with PCB antenna




EUT in Side Orientation with PCB antenna



Test Setup Photo(s) – Conducted Emissions Test

EUT with Whip antenna.



EUT with Trace antenna.

