



Setup for Radiated Emissions Test

View of the EUT setup, with the PCB antenna, in vertical orientation.




View of the EUT setup, with the PCB antenna, in Horizontal orientation.



View of the EUT setup, with the PCB antenna, in Side orientation.

Trilliant Networks
Test Setup Photos




Trilliant Networks
Test Setup Photos

**View of the EUT setup, with the Whip antenna,
with EUT in vertical orientation.**




**View of the EUT setups with the Whip antenna,
with EUT in Horizontal orientation.**

Trilliant Networks
Test Setup Photos




**View of the EUT setup, with the Whip antenna,
With the EUT in Side orientation.**

Trilliant Networks Test Setup Photos



Trilliant Networks
Test Setup Photos

**EUT setup in the test chamber
View as seen by sense antenna.**



Trilliant Networks
Test Setup Photos

Setup for the Conducted Emissions Test

