


Appendix C. Test Setup Photographs & EUT Photographs
Test Setup Photographs


EUT Back_Main



EUT Left-Side_Main




EUT Top_Main



EUT Bottom (NB Mode)_Main




EUT Back _Aux



EUT Right-Side _Aux



EUT Top _Aux




EUT Bottom (NB Mode)_Aux



Depth of the liquid in the phantom-Zoom In (2.4GHz)



Depth of the liquid in the phantom-Zoom In (5GHz)



Note: The positions used in the measurements were according to IEEE 1528-2013