



FCC RADIO TEST REPORT

FCC ID : TLZ-CB250NF
Equipment : IEEE 802.11 2x2 MU-MIMO a/b/g/n/ac Wireless LAN
+ Bluetooth 5.0 M.2 2230 Module
Brand Name : AzureWave
Model Name : AW-CB250NF
Applicant : AzureWave Technologies, Inc.
8F., No.94, Baozhong Rd., Xindian Dist., New Taipei
City 23144, Taiwan
Manufacturer : AzureWave Technologies, Inc.
8F., No.94, Baozhong Rd., Xindian Dist., New Taipei
City 23144, Taiwan
Standard : 47 CFR FCC Part 15.407

The product was received on Dec. 26, 2018, and testing was started from Jul. 15, 2019 and completed on Oct. 01, 2019. We, SPORTON INTERNATIONAL INC. EMC & Wireless Communications Laboratory, would like to declare that the tested sample has been evaluated in accordance with the procedures given in ANSI C63.10-2013 and shown compliance with the applicable technical standards.

The report must not be used by the client to claim product certification, approval, or endorsement by TAF or any agency of government.

The test results in this report apply exclusively to the tested model / sample. Without written approval of SPORTON INTERNATIONAL INC. EMC & Wireless Communications Laboratory, the test report shall not be reproduced except in full.


Approved by: Sam Chen

SPORTON INTERNATIONAL INC. EMC & Wireless Communications Laboratory
No. 52, Huaya 1st Rd., Guishan Dist., Taoyuan City, Taiwan (R.O.C.)



Table of Contents

History of this test report.....3

Summary of Test Result.....4

1 General Description5

1.1 Information.....5

1.2 Applicable Standards8

1.3 Testing Location Information.....8

1.4 Measurement Uncertainty8

2 Test Configuration of EUT9

2.1 Test Channel Mode9

2.2 The Worst Case Measurement Configuration.....13

2.3 EUT Operation during Test14

2.4 Accessories14

2.5 Support Equipment.....15

2.6 Test Setup Diagram16

3 Transmitter Test Result19

3.1 AC Power-line Conducted Emissions19

3.2 Emission Bandwidth.....21

3.3 Maximum Conducted Output Power22

3.4 Peak Power Spectral Density.....24

3.5 Unwanted Emissions.....27

4 Test Equipment and Calibration Data31

Appendix A. Test Results of AC Power-line Conducted Emissions

Appendix B. Test Results of Emission Bandwidth

Appendix C. Test Results of Maximum Conducted Output Power

Appendix D. Test Results of Peak Power Spectral Density

Appendix E. Test Results of Unwanted Emissions

Appendix F. Test Results of Radiated Emission Co-location

Appendix G. Test Photos

Photographs of EUT v01



History of this test report

Report No.	Version	Description	Issued Date
FR8D2029AD	01	Initial issue of report	Nov. 22, 2019
FR8D2029AD	02	Modifying the antenna information Part No. of Ant.2.	Nov. 28, 2019



Summary of Test Result

Report Clause	Ref Std. Clause	Test Items	Result (PASS/FAIL)	Remark
1.1.2	15.203	Antenna Requirement	PASS	-
3.1	15.207	AC Power-line Conducted Emissions	PASS	-
3.2	15.407(a)	Emission Bandwidth	PASS	-
3.3	15.407(a)	Maximum Conducted Output Power	PASS	-
3.4	15.407(a)	Peak Power Spectral Density	PASS	-
3.5	15.407(b)	Unwanted Emissions	PASS	-

Declaration of Conformity:

The test results with all measurement uncertainty excluded are presented in accordance with the regulation limits or requirements declared by manufacturers.

Comments and Explanations:

The declared of product specification for EUT presented in the report are provided by the manufacturer, and the manufacturer takes all the responsibilities for the accuracy of product specification.

Reviewed by: Sam Chen

Report Producer: Wendy Pan



1 General Description

1.1 Information

1.1.1 RF General Information

Frequency Range (MHz)	IEEE Std. 802.11	Ch. Frequency (MHz)	Channel Number
5150-5250	a, n (HT20), ac (VHT20)	5180-5240	36-48 [4]
5250-5350		5260-5320	52-64 [4]
5470-5725		5500-5700	100-140 [11]
5725-5850		5745-5825	149-165 [5]
5150-5250	n (HT40), ac (VHT40)	5190-5230	38-46 [2]
5250-5350		5270-5310	54-62 [2]
5470-5725		5510-5670	102-134 [5]
5725-5850		5755-5795	151-159 [2]
5150-5250	ac (VHT80)	5210	42 [1]
5250-5350		5290	58 [1]
5470-5725		5530-5610	106-122 [2]
5725-5850		5775	155 [1]

Band	Mode	BWch (MHz)	Nant
5.15-5.25GHz	802.11a	20	2TX
5.15-5.25GHz	802.11ac VHT20	20	2TX
5.15-5.25GHz	802.11ac VHT40	40	2TX
5.15-5.25GHz	802.11ac VHT80	80	2TX
5.25-5.35GHz	802.11a	20	2TX
5.25-5.35GHz	802.11ac VHT20	20	2TX
5.25-5.35GHz	802.11ac VHT40	40	2TX
5.25-5.35GHz	802.11ac VHT80	80	2TX
5.47-5.725GHz	802.11a	20	2TX
5.47-5.725GHz	802.11ac VHT20	20	2TX
5.47-5.725GHz	802.11ac VHT40	40	2TX
5.47-5.725GHz	802.11ac VHT80	80	2TX
5.725-5.85GHz	802.11a	20	2TX
5.725-5.85GHz	802.11ac VHT20	20	2TX
5.725-5.85GHz	802.11ac VHT40	40	2TX
5.725-5.85GHz	802.11ac VHT80	80	2TX



Note:

- ♦ 11a, HT20 and HT40 use a combination of OFDM-BPSK, QPSK, 16QAM, 64QAM modulation.
- ♦ VHT20, VHT40, VHT80 use a combination of OFDM-BPSK, QPSK, 16QAM, 64QAM, 256QAM modulation.
- ♦ BWch is the nominal channel bandwidth.
- ♦ Nss-Min is the minimum number of spatial streams.
- ♦ Nant is the number of outputs. e.g., 2(2,3) means have 2 outputs for port 2 and port 3. 2 means have 2 outputs for port 1 and port 2.

1.1.2 Antenna Information

Ant.	Port			Brand	Part No.	Antenna Type	Connector	Gain (dBi)		
	2.4GHz	5GHz	BT					2.4GHz	5GHz	BT
1	1, 2	1, 2	1	MAG.LAYERS	MSA-4008-25GC1-A2	PIFA Antenna	I-PEX	2.98	5.16	2.98
2	1, 2	1, 2	1	Cortec	AN2450-5511BRS-SMASFR8-3100 B-4AX00I	Dipole Antenna	I-PEX	2.14	3.61	2.14

Note: The above information was declared by manufacturer.

For 2.4GHz WLAN function:

For IEEE 802.11b/g/n mode (2TX/2RX):

Port 1 and Port 2 can be used as transmitting/receiving antenna.

Port 1 and Port 2 could transmit/receive simultaneously.

For 5GHz WLAN function:

For IEEE 802.11a/n/ac mode (2TX/2RX):

Port 1 and Port 2 can be used as transmitting/receiving antenna.

Port 1 and Port 2 could transmit/receive simultaneously.

For Bluetooth function: (1TX/1RX):

Only Port 1 can be used as transmitting/receiving antenna.



1.1.3 Mode Test Duty Cycle

For Ant.1

Mode	DC	DCF(dB)	T(s)	VBW(Hz) ≥ 1/T
802.11a	0.99	0.04	n/a (DC>=0.98)	n/a (DC>=0.98)
802.11ac VHT20	0.987	0.06	n/a (DC>=0.98)	n/a (DC>=0.98)
802.11ac VHT40	0.977	0.1	652.5u	3k
802.11ac VHT80	0.954	0.2	325u	10k

For Ant.2

Mode	DC	DCF(dB)	T(s)	VBW(Hz) ≥ 1/T
802.11a	0.99	0.04	n/a (DC>=0.98)	n/a (DC>=0.98)
802.11ac VHT20	0.987	0.06	n/a (DC>=0.98)	n/a (DC>=0.98)
802.11ac VHT40	0.977	0.1	652.5u	3k
802.11ac VHT80	0.954	0.2	325u	10k

1.1.4 EUT Operational Condition

EUT Power Type	From host system			
Beamforming Function	<input type="checkbox"/> With beamforming	<input checked="" type="checkbox"/>	Without beamforming	
Weather Band	<input checked="" type="checkbox"/> With 5600~5650MHz	<input type="checkbox"/>	Without 5600~5650MHz	
Function	<input type="checkbox"/> Outdoor P2M	<input type="checkbox"/>	Indoor P2M	
	<input type="checkbox"/> Fixed P2P	<input checked="" type="checkbox"/>	Client	
TPC Function	<input checked="" type="checkbox"/> With TPC	<input type="checkbox"/>	Without TPC	
Test Software Version	Dut labtool 1.0.0.164			

Note: The above information was declared by manufacturer.



1.2 Applicable Standards

According to the specifications of the manufacturer, the EUT must comply with the requirements of the following standards:

- ◆ 47 CFR FCC Part 15
- ◆ ANSI C63.10-2013
- ◆ FCC KDB 789033 D02 v02r01
- ◆ FCC KDB 662911 D01 v02r01
- ◆ FCC KDB 412172 D01 v01r01
- ◆ FCC KDB 414788 D01 v01r01

1.3 Testing Location Information

Testing Location		
<input type="checkbox"/>	HWA YA	ADD : No. 52, Huaya 1st Rd., Guishan Dist., Taoyuan City, Taiwan (R.O.C.) TEL : 886-3-327-3456 FAX : 886-3-327-0973
<input checked="" type="checkbox"/>	JHUBEI	ADD : No.8, Lane 724, Bo-ai St., Jhubei City, HsinChu County 302, Taiwan, R.O.C. TEL : 886-3-656-9065 FAX : 886-3-656-9085

Test Condition	Test Site No.	Test Engineer	Test Environment	Test Date
RF Conducted	TH01-CB	Gino Huang	26.3~27.3°C / 59~63%	Aug. 03, 2019 ~ Sep. 11, 2019
Radiated<1GHz and Radiated Emission Co-location	03CH03-CB	Stim Sung	22~24°C / 50~60%	Jul. 15, 2019 ~ Jul. 16, 2019
Radiated>1GHz	03CH04-CB	Paul Chen	23.2~23.5°C / 48~54%	Jul. 31, 2019 ~ Oct. 01, 2019
AC Conduction	CO01-CB	Wei Li	24.5~24.9°C / 57~60%	Jul. 18, 2019

Test site Designation No. TW0006 with FCC
 Test site registered number IC 4086D with Industry Canada.

1.4 Measurement Uncertainty

ISO/IEC 17025 requires that an estimate of the measurement uncertainties associated with the emissions test results be included in the report. The measurement uncertainties given below are based on a 95% confidence level (based on a coverage factor (k=2))

Test Items	Uncertainty	Remark
Conducted Emission (150kHz ~ 30MHz)	2.0 dB	Confidence levels of 95%
Radiated Emission (30MHz ~ 1,000MHz)	4.3 dB	Confidence levels of 95%
Radiated Emission (1GHz ~ 18GHz)	4.3 dB	Confidence levels of 95%
Radiated Emission (18GHz ~ 40GHz)	5.1 dB	Confidence levels of 95%
Conducted Emission	2.4 dB	Confidence levels of 95%
Output Power Measurement	1.5 dB	Confidence levels of 95%
Power Density Measurement	2.4 dB	Confidence levels of 95%
Bandwidth Measurement	2%	Confidence levels of 95%



2 Test Configuration of EUT

2.1 Test Channel Mode

For Ant.1

Mode	PowerSetting
802.11a_Nss1,(6Mbps)_2TX	-
5180MHz	18
5200MHz	18
5240MHz	18
5260MHz	18
5300MHz	17
5320MHz	15
5500MHz	14
5580MHz	18
5700MHz	10
5745MHz	20
5785MHz	18
5825MHz	25
802.11ac VHT20_Nss1,(MCS0)_2TX	-
5180MHz	16
5200MHz	18
5240MHz	18
5260MHz	18
5300MHz	17
5320MHz	15
5500MHz	15
5580MHz	18
5700MHz	13
5745MHz	26
5785MHz	17
5825MHz	25
802.11ac VHT40_Nss1,(MCS0)_2TX	-
5190MHz	15
5230MHz	20
5270MHz	18
5310MHz	15
5510MHz	13
5550MHz	21
5670MHz	15
5755MHz	22



Mode	PowerSetting
5795MHz	21
802.11ac VHT80_Nss1,(MCS0)_2TX	-
5210MHz	6
5290MHz	8
5530MHz	10
5610MHz	14
5775MHz	15



For Ant.2

Mode	PowerSetting
802.11a_Nss1,(6Mbps)_2TX	-
5180MHz	16
5200MHz	20
5240MHz	20
5260MHz	20
5300MHz	19
5320MHz	17
5500MHz	15
5580MHz	16
5700MHz	13
5745MHz	18
5785MHz	14
5825MHz	23
802.11ac VHT20_Nss1,(MCS0)_2TX	-
5180MHz	16
5200MHz	19
5240MHz	20
5260MHz	20
5300MHz	19
5320MHz	17
5500MHz	14
5580MHz	16
5700MHz	13
5745MHz	19
5785MHz	14
5825MHz	22
802.11ac VHT40_Nss1,(MCS0)_2TX	-
5190MHz	14
5230MHz	19
5270MHz	18
5310MHz	14
5510MHz	12
5550MHz	15
5670MHz	14
5755MHz	18
5795MHz	14
802.11ac VHT80_Nss1,(MCS0)_2TX	-
5210MHz	9
5290MHz	11



Mode	PowerSetting
5530MHz	11
5610MHz	12
5775MHz	14

Note:

- ♦ VHT20/VHT40 covers HT20/HT40, due to same modulation. The power setting for 802.11n HT20 and HT40 are the same or lower than 802.11ac VHT20 and VHT40.



2.2 The Worst Case Measurement Configuration

The Worst Case Mode for Following Conformance Tests	
Tests Item	AC power-line conducted emissions
Condition	AC power-line conducted measurement for line and neutral
Operating Mode	Normal Link
1	EUT + Ant.1 (WLAN 2.4GHz+Bluetooth)
2	EUT + Ant.1 (WLAN 5GHz+Bluetooth)
3	EUT + Ant.2 (WLAN 2.4GHz+Bluetooth)
4	EUT + Ant.2 (WLAN 5GHz+Bluetooth)
For operating mode 3 was the worst case and it was record in this test report.	

The Worst Case Mode for Following Conformance Tests	
Tests Item	Emission Bandwidth Maximum Conducted Output Power Peak Power Spectral Density
Test Condition	Conducted measurement at transmit chains
Test Mode	1 EUT + Ant.1
	2 EUT + Ant.2

The Worst Case Mode for Following Conformance Tests	
Tests Item	Unwanted Emissions
Test Condition	Radiated measurement If EUT consist of multiple antenna assembly (multiple antenna are used in EUT regardless of spatial multiplexing MIMO configuration), the radiated test should be performed with highest antenna gain of each antenna type.
Operating Mode < 1GHz	Normal Link
1	EUT in Z axis + Ant.1 (WLAN 2.4GHz+Bluetooth)
2	EUT in Z axis + Ant.1 (WLAN 5GHz+Bluetooth)
3	EUT in Z axis + Ant.2 (WLAN 2.4GHz+Bluetooth)
4	EUT in Z axis + Ant.2 (WLAN 5GHz+Bluetooth)
For operating mode 4 was the worst case and it was record in this test report.	
Operating Mode > 1GHz	CTX
The EUT was performed at X axis, Y axis and Z axis position test, and the worst case was found at Z axis for Ant.1 and X axis for Ant.2. So the measurement will follow this same test configuration.	
1	EUT in Z axis + Ant.1
2	EUT in X axis + Ant.2



The Worst Case Mode for Following Conformance Tests	
Tests Item	Simultaneous Transmission Analysis - Radiated Emission Co-location
Test Condition	Radiated measurement
Operating Mode	Normal Link
1	Bluetooth+WLAN 2.4GHz
2	Bluetooth+WLAN 5GHz

For operating mode 2 was the worst case and it was record in this test report.

The Worst Case Mode for Following Conformance Tests	
Tests Item	Simultaneous Transmission Analysis - Co-location RF Exposure Evaluation
Operating Mode	
1	Bluetooth+WLAN 2.4GHz
2	Bluetooth+WLAN 5GHz

Refer to Sporton Test Report No.: FA8D2029 for Co-location RF Exposure Evaluation.

2.3 EUT Operation during Test

For CTX Mode:

The EUT was programmed to be in continuously transmitting mode.

For Normal Link:

During the test, the EUT operation to normal function.

2.4 Accessories

N/A



2.5 Support Equipment

For AC Conduction:

Support Equipment				
No.	Equipment	Brand Name	Model Name	FCC ID
A	NB	DELL	E6430	N/A
B	Mouse	Logitech	M-U0026	N/A
C	AP Router	ASUS	RP-N53	MSQ-RPN53
D	Bluetooth Speaker	MARUS	MSK06C-RD	N/A
E	Earphone	SHYARO CHI	MIC-04	N/A
F	Fixture	AzureWave	AW-CB162NF	N/A

For Radiated (below 1GHz):

Support Equipment				
No.	Equipment	Brand Name	Model Name	FCC ID
A	Notebook	DELL	E4300	N/A
B	Bluetooth speaker	MARUS	MSK06C-RD	N/A
C	WLAN AP	Netgear	R7500	PY314300288
D	Earphone	e-Power	S90W	N/A
E	Mouse	Logitech	M-U0026	N/A
F	Fixture	AzureWave	AW-CB162NF	N/A

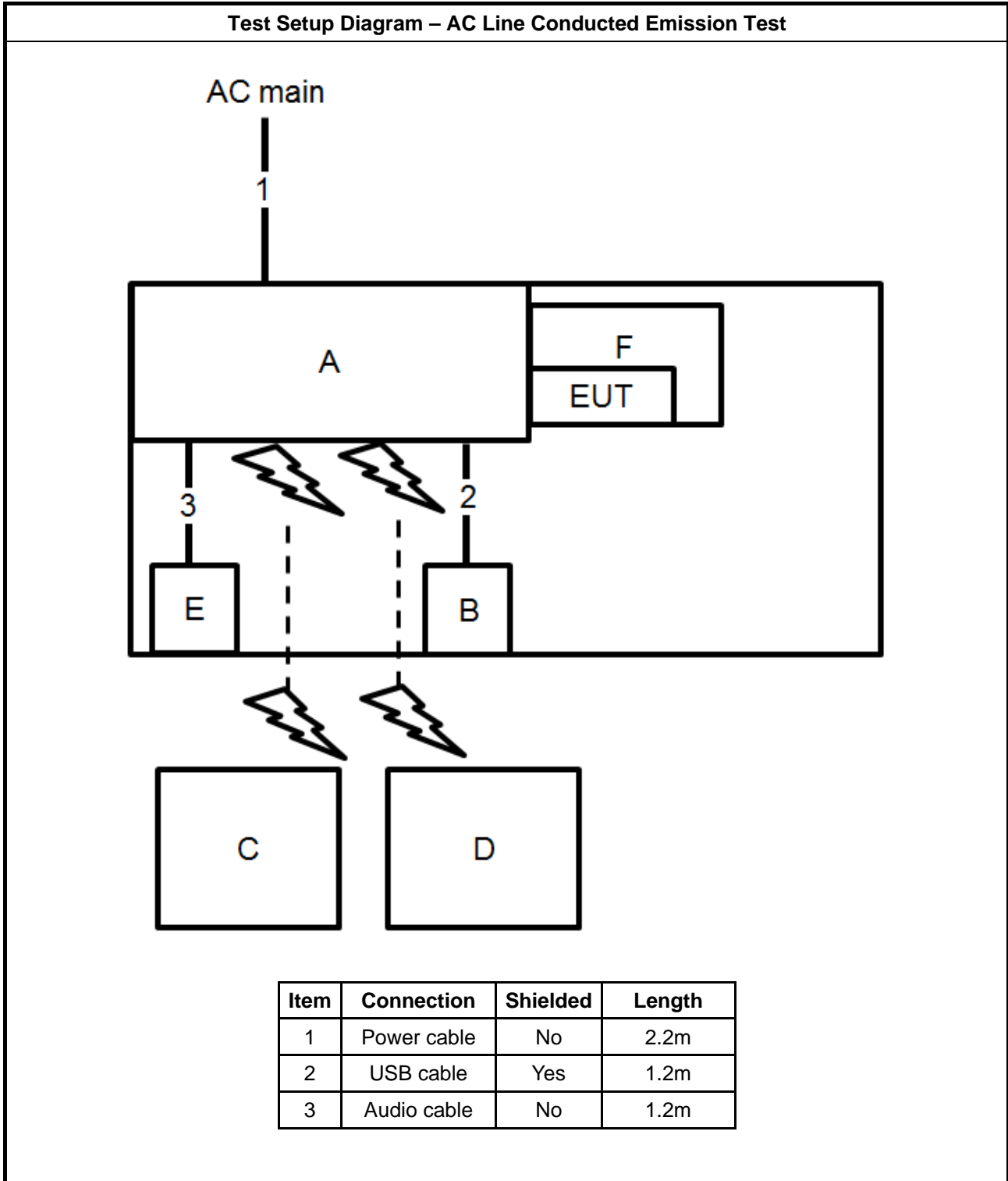
For Radiated (above 1GHz):

Support Equipment				
No.	Equipment	Brand Name	Model Name	FCC ID
A	Notebook	DELL	E4300	N/A
B	Fixture	AzureWave	AW-CB162NF	N/A
C	Notebook	DELL	E4300	N/A

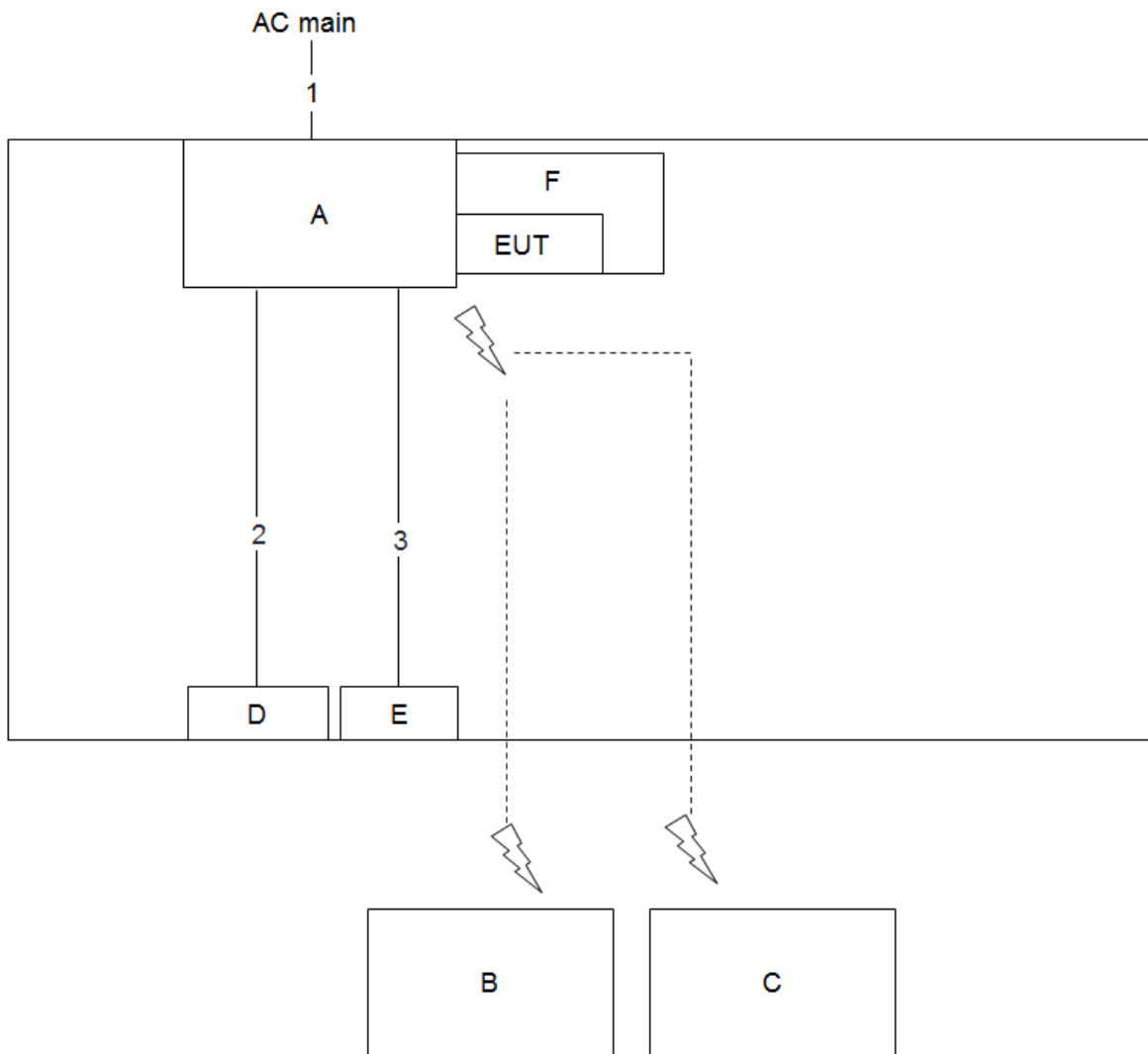
For RF Conducted:

Support Equipment				
No.	Equipment	Brand Name	Model Name	FCC ID
A	Notebook	DELL	E4300	N/A
B	Fixture	AzureWave	AW-CB162NF	N/A

2.6 Test Setup Diagram

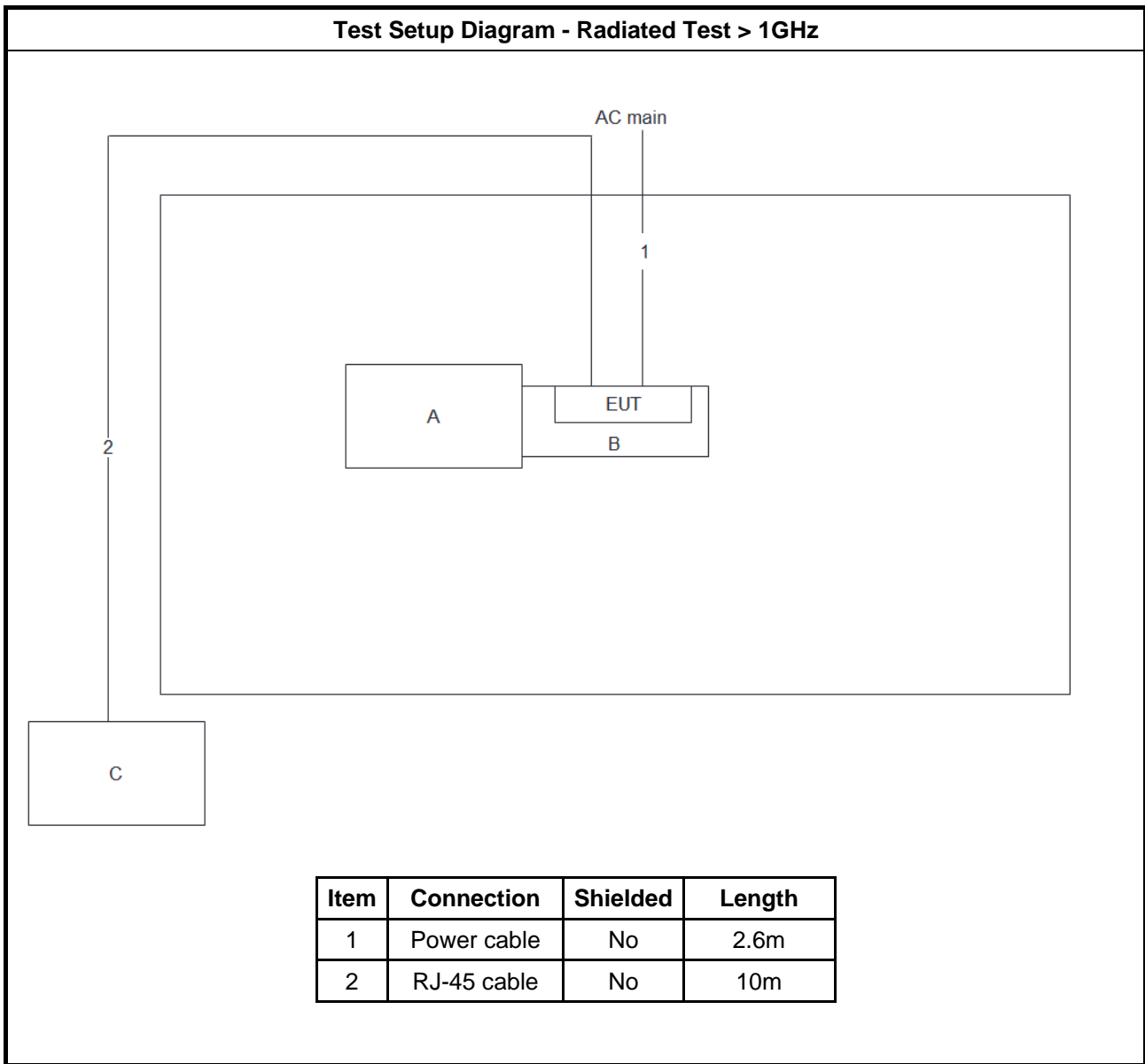


Test Setup Diagram - Radiated Test < 1GHz



Item	Connection	Shielded	Length
1	Power cable	No	2.6m
2	Audio cable	No	1.4m
3	USB cable	Yes	1.8m

Test Setup Diagram - Radiated Test > 1GHz



Item	Connection	Shielded	Length
1	Power cable	No	2.6m
2	RJ-45 cable	No	10m



3 Transmitter Test Result

3.1 AC Power-line Conducted Emissions

3.1.1 AC Power-line Conducted Emissions Limit

AC Power-line Conducted Emissions Limit		
Frequency Emission (MHz)	Quasi-Peak	Average
0.15-0.5	66 - 56 *	56 - 46 *
0.5-5	56	46
5-30	60	50

Note 1: * Decreases with the logarithm of the frequency.

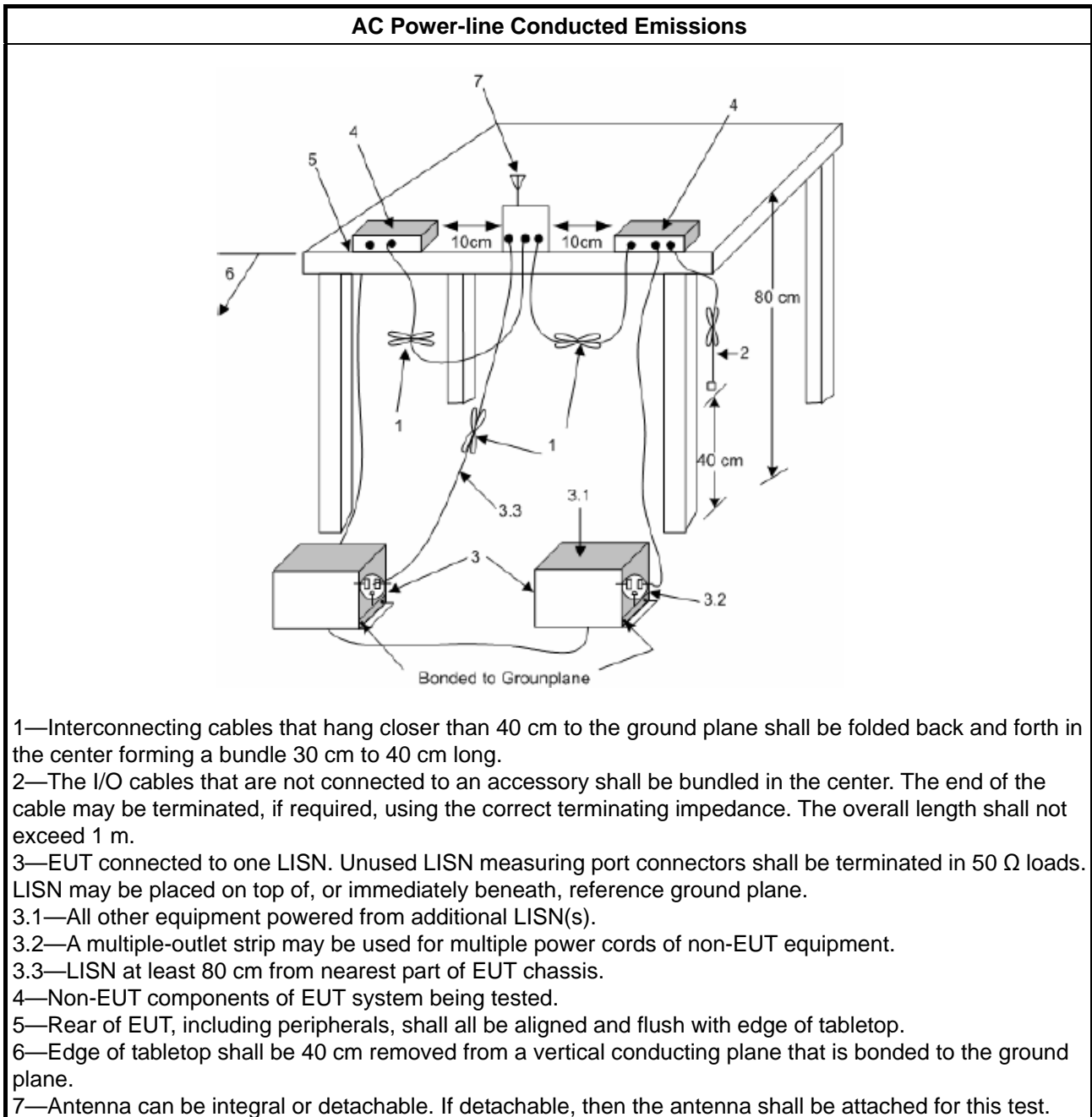
3.1.2 Measuring Instruments

Refer a test equipment and calibration data table in this test report.

3.1.3 Test Procedures

Test Method
<input checked="" type="checkbox"/> Refer as ANSI C63.10-2013, clause 6.2 for AC power-line conducted emissions.

3.1.4 Test Setup



3.1.5 Test Result of AC Power-line Conducted Emissions

Refer as Appendix A

3.2 Emission Bandwidth

3.2.1 Emission Bandwidth Limit

Emission Bandwidth Limit	
UNII Devices	
<input checked="" type="checkbox"/>	For the 5.15-5.25 GHz band, N/A
<input checked="" type="checkbox"/>	For the 5.25-5.35 GHz band, the maximum conducted output power shall not exceed the lesser of 250 mW or 11 dBm + 10 log B, where B is the 26 dB emission bandwidth in MHz.
<input checked="" type="checkbox"/>	For the 5.47-5.725 GHz band, the maximum conducted output power shall not exceed the lesser of 250 mW or 11 dBm + 10 log B, where B is the 26 dB emission bandwidth in MHz.
<input checked="" type="checkbox"/>	For the 5.725-5.85 GHz band, 6 dB emission bandwidth \geq 500kHz.
LE-LAN Devices	
<input type="checkbox"/>	For the band 5.15-5.25 GHz, the maximum e.i.r.p. shall not exceed 200 mW or 10 + 10 log B, dBm, whichever power is less. B is the 99% emission bandwidth in MHz.
<input type="checkbox"/>	For the 5.25-5.35 GHz band, the maximum e.i.r.p. shall not exceed 1.0 W or 17 + 10 log B, dBm, whichever power is less. B is the 99% emission bandwidth in MHz
<input type="checkbox"/>	For the 5.47-5.6 GHz band and 5.65-5.725 GHz band, the maximum e.i.r.p. shall not exceed 1.0 W or 17 + 10 log B, dBm, whichever power is less. B is the 99% emission bandwidth in MHz
<input type="checkbox"/>	For the 5.725-5.85 GHz band, 6 dB emission bandwidth \geq 500kHz.

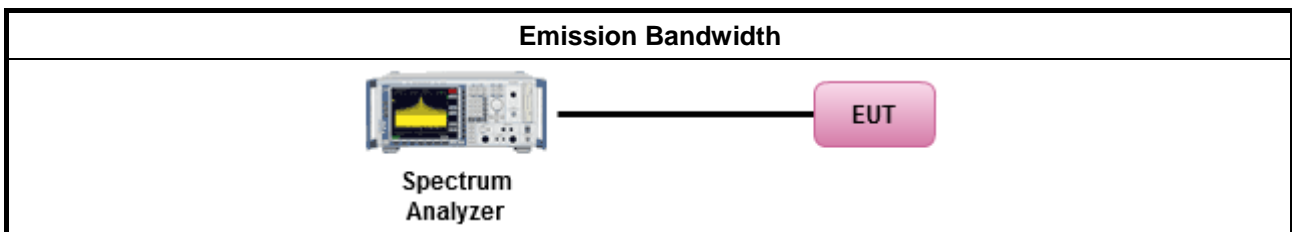
3.2.2 Measuring Instruments

Refer a test equipment and calibration data table in this test report.

3.2.3 Test Procedures

Test Method							
<ul style="list-style-type: none"> ▪ For the emission bandwidth shall be measured using one of the options below: <table border="1" style="width: 100%; border-collapse: collapse;"> <tr> <td style="width: 20px;"><input checked="" type="checkbox"/></td> <td>Refer as FCC KDB 789033, clause C for EBW and clause D for OBW measurement.</td> </tr> <tr> <td><input type="checkbox"/></td> <td>Refer as ANSI C63.10, clause 6.9.1 for occupied bandwidth testing.</td> </tr> <tr> <td><input type="checkbox"/></td> <td>Refer as IC RSS-Gen, clause 4.6 for bandwidth testing.</td> </tr> </table> 		<input checked="" type="checkbox"/>	Refer as FCC KDB 789033, clause C for EBW and clause D for OBW measurement.	<input type="checkbox"/>	Refer as ANSI C63.10, clause 6.9.1 for occupied bandwidth testing.	<input type="checkbox"/>	Refer as IC RSS-Gen, clause 4.6 for bandwidth testing.
<input checked="" type="checkbox"/>	Refer as FCC KDB 789033, clause C for EBW and clause D for OBW measurement.						
<input type="checkbox"/>	Refer as ANSI C63.10, clause 6.9.1 for occupied bandwidth testing.						
<input type="checkbox"/>	Refer as IC RSS-Gen, clause 4.6 for bandwidth testing.						

3.2.4 Test Setup



3.2.5 Test Result of Emission Bandwidth

Refer as Appendix B



3.3 Maximum Conducted Output Power

3.3.1 Maximum Conducted Output Power Limit

Maximum Conducted Output Power Limit	
UNII Devices	
<input checked="" type="checkbox"/> For the 5.15-5.25 GHz band:	
	<ul style="list-style-type: none"> ▪ Outdoor AP: the maximum conducted output power (P_{Out}) shall not exceed the lesser of 1 W. If $G_{TX} > 6$ dBi, then $P_{Out} = 30 - (G_{TX} - 6)$. e.i.r.p. at any elevation angle above 30 degrees $\leq 125mW$ [21dBm] ▪ Indoor AP: the maximum conducted output power (P_{Out}) shall not exceed the lesser of 1 W. If $G_{TX} > 6$ dBi, then $P_{Out} = 30 - (G_{TX} - 6)$ ▪ Point-to-point AP: the maximum conducted output power (P_{Out}) shall not exceed the lesser of 1 W. If $G_{TX} > 23$ dBi, then $P_{Out} = 30 - (G_{TX} - 23)$. ▪ Mobile or Portable Client: the maximum conducted output power (P_{Out}) shall not exceed the lesser of 250 mW. If $G_{TX} > 6$ dBi, then $P_{Out} = 24 - (G_{TX} - 6)$.
<input checked="" type="checkbox"/> For the 5.25-5.35 GHz band, the maximum conducted output power (P_{Out}) shall not exceed the lesser of 250 mW or $11 \text{ dBm} + 10 \log B$, where B is the 26 dB emission bandwidth in MHz. If $G_{TX} > 6$ dBi, then $P_{Out} = 24 - (G_{TX} - 6)$.	
<input checked="" type="checkbox"/> For the 5.47-5.725 GHz band, the maximum conducted output power (P_{Out}) shall not exceed the lesser of 250 mW or $11 \text{ dBm} + 10 \log B$, where B is the 26 dB emission bandwidth in MHz. If $G_{TX} > 6$ dBi, then $P_{Out} = 24 - (G_{TX} - 6)$.	
<input checked="" type="checkbox"/> For the 5.725-5.85 GHz band:	
	<ul style="list-style-type: none"> ▪ Point-to-multipoint systems (P2M): the maximum conducted output power (P_{Out}) shall not exceed the lesser of 1 W. If $G_{TX} > 6$ dBi, then $P_{Out} = 30 - (G_{TX} - 6)$. ▪ Point-to-point systems (P2P): the maximum conducted output power (P_{Out}) shall not exceed the lesser of 1 W.
LE-LAN Devices	
<input type="checkbox"/> For the 5.15-5.25 GHz band, the maximum e.i.r.p. shall not exceed 200 mW or $10 + 10 \log B$, dBm, whichever power is less. B is the 99% emission bandwidth in MHz.	
<input type="checkbox"/> For the 5.25-5.35 GHz band, the maximum e.i.r.p. shall not exceed 1.0 W or $17 + 10 \log B$, dBm, whichever power is less. B is the 99% emission bandwidth in MHz	
<input type="checkbox"/> For the 5.47-5.6 GHz band and 5.65-5.725 GHz band, the maximum e.i.r.p. shall not exceed 1.0 W or $17 + 10 \log B$, dBm, whichever power is less. B is the 99% emission bandwidth in MHz	
<input type="checkbox"/> For the 5.725-5.85 GHz band:	
	<ul style="list-style-type: none"> ▪ Point-to-multipoint systems (P2M): the maximum conducted output power (P_{Out}) shall not exceed the lesser of 1 W. If $G_{TX} > 6$ dBi, then $P_{Out} = 30 - (G_{TX} - 6)$. ▪ Point-to-point systems (P2P): the maximum conducted output power (P_{Out}) shall not exceed the lesser of 1 W.
P_{Out} = maximum conducted output power in dBm, G_{TX} = the maximum transmitting antenna directional gain in dBi.	


3.3.2 Measuring Instruments

Refer a test equipment and calibration data table in this test report.

3.3.3 Test Procedures

Test Method	
<ul style="list-style-type: none"> ▪ Maximum Conducted Output Power 	
Average over on/off periods with duty factor	
<input type="checkbox"/>	Refer as FCC KDB 789033, clause E Method SA-2 (spectral trace averaging).
<input type="checkbox"/>	Refer as FCC KDB 789033, clause E Method SA-2 Alt. (RMS detection with slow sweep speed)
Wideband RF power meter and average over on/off periods with duty factor	
<input checked="" type="checkbox"/>	Refer as FCC KDB 789033, clause E Method PM-G (using an RF average power meter).
<ul style="list-style-type: none"> ▪ For conducted measurement. 	
<ul style="list-style-type: none"> ▪ If the EUT supports multiple transmit chains using options given below: Refer as FCC KDB 662911, In-band power measurements. Using the measure-and-sum approach, measured all transmit ports individually. Sum the power (in linear power units e.g., mW) of all ports for each individual sample and save them. 	
<ul style="list-style-type: none"> ▪ If multiple transmit chains, EIRP calculation could be following as methods: $P_{total} = P_1 + P_2 + \dots + P_n$ (calculated in linear unit [mW] and transfer to log unit [dBm]) $EIRP_{total} = P_{total} + DG$ 	

3.3.4 Test Setup



3.3.5 Test Result of Maximum Conducted Output Power

Refer as Appendix C



3.4 Peak Power Spectral Density

3.4.1 Peak Power Spectral Density Limit

Peak Power Spectral Density Limit	
UNII Devices	
<input checked="" type="checkbox"/> For the 5.15-5.25 GHz band:	
	<ul style="list-style-type: none"> ▪ Outdoor AP: the peak power spectral density (PPSD) shall not exceed the lesser of 17dBm/MHz. If $G_{TX} > 6$ dBi, then $P_{Out} = 17 - (G_{TX} - 6)$. ▪ Indoor AP: the peak power spectral density (PPSD) shall not exceed the lesser of 17dBm/MHz. If $G_{TX} > 6$ dBi, then $P_{Out} = 17 - (G_{TX} - 6)$. ▪ Point-to-point AP: the peak power spectral density (PPSD) shall not exceed the lesser of 17dBm/MHz. If $G_{TX} > 23$ dBi, then $P_{Out} = 17 - (G_{TX} - 23)$. ▪ Mobile or Portable Client: the peak power spectral density (PPSD) ≤ 11 dBm/MHz. If $G_{TX} > 6$ dBi, then $PPSD = 11 - (G_{TX} - 6)$.
<input checked="" type="checkbox"/> For the 5.25-5.35 GHz band, the peak power spectral density (PPSD) ≤ 11 dBm/MHz. If $G_{TX} > 6$ dBi, then $PPSD = 11 - (G_{TX} - 6)$.	
<input checked="" type="checkbox"/> For the 5.47-5.725 GHz band, the peak power spectral density (PPSD) ≤ 11 dBm/MHz. If $G_{TX} > 6$ dBi, then $PPSD = 11 - (G_{TX} - 6)$.	
<input checked="" type="checkbox"/> For the 5.725-5.85 GHz band:	
	<ul style="list-style-type: none"> ▪ Point-to-multipoint systems (P2M): the peak power spectral density (PPSD) ≤ 30 dBm/500kHz. If $G_{TX} > 6$ dBi, then $PPSD = 30 - (G_{TX} - 6)$. ▪ Point-to-point systems (P2P): the peak power spectral density (PPSD) ≤ 30 dBm/500kHz.
LE-LAN Devices	
<input type="checkbox"/> For the 5.15-5.25 GHz band, the e.i.r.p. peak power spectral density (PPSD) ≤ 10 dBm/MHz.	
<input type="checkbox"/> For the 5.25-5.35 GHz band, the peak power spectral density (PPSD) ≤ 11 dBm/MHz.	
	<ul style="list-style-type: none"> ▪ e.i.r.p. greater than 200 mW shall comply with the following e.i.r.p. at different elevations, where θ is the angle above the local horizontal plane (of the Earth) as shown below: -13 dBW/MHz for $0^\circ \leq \theta < 8^\circ$; -13 - 0.716 ($\theta-8$) dBW/MHz for $8^\circ \leq \theta < 40^\circ$ -35.9 - 1.22 ($\theta-40$) dBW/MHz for $40^\circ \leq \theta \leq 45^\circ$; -42 dBW/MHz for $\theta > 45^\circ$
<input type="checkbox"/> For the 5.47-5.6 GHz band and 5.65-5.725 GHz band, the peak power spectral density (PPSD) ≤ 11 dBm/MHz.	
<input type="checkbox"/> For the 5.725-5.85 GHz band:	
	<ul style="list-style-type: none"> ▪ Point-to-multipoint systems (P2M): the peak power spectral density (PPSD) ≤ 30 dBm/500kHz. If $G_{TX} > 6$ dBi, then $PPSD = 30 - (G_{TX} - 6)$. ▪ Point-to-point systems (P2P): the peak power spectral density (PPSD) ≤ 30 dBm/500kHz.
<p>PPSD = peak power spectral density that he same method as used to determine the conducted output power shall be used to determine the power spectral density. And power spectral density in dBm/MHz G_{TX} = the maximum transmitting antenna directional gain in dBi.</p>	



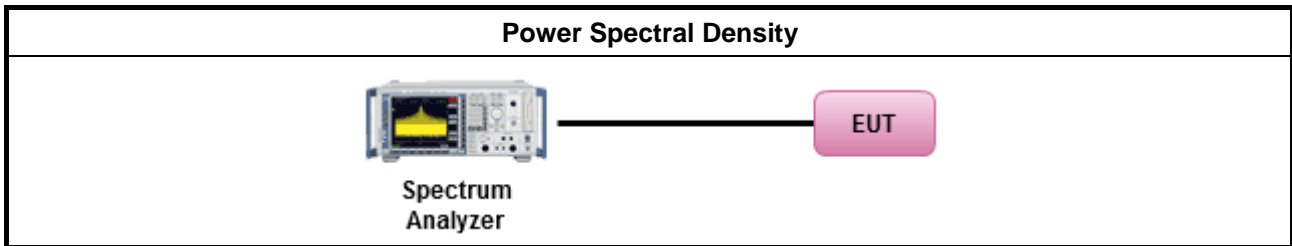
3.4.2 Measuring Instruments

Refer a test equipment and calibration data table in this test report.

3.4.3 Test Procedures

Test Method	
<ul style="list-style-type: none"> ▪ Peak power spectral density procedures that the same method as used to determine the conducted output power shall be used to determine the peak power spectral density and use the peak search function on the spectrum analyzer to find the peak of the spectrum. For the peak power spectral density shall be measured using below options: 	
<input type="checkbox"/>	Refer as FCC KDB 789033, F)5) power spectral density can be measured using resolution bandwidths < 1 MHz provided that the results are integrated over 1 MHz bandwidth
[duty cycle ≥ 98% or external video / power trigger]	
<input checked="" type="checkbox"/>	Refer as FCC KDB 789033, clause E Method SA-1 (spectral trace averaging).
<input type="checkbox"/>	Refer as FCC KDB 789033, clause E Method SA-1 Alt. (RMS detection with slow sweep speed)
duty cycle < 98% and average over on/off periods with duty factor	
<input checked="" type="checkbox"/>	Refer as FCC KDB 789033, clause E Method SA-2 (spectral trace averaging).
<input type="checkbox"/>	Refer as FCC KDB 789033, clause E Method SA-2 Alt. (RMS detection with slow sweep speed)
<ul style="list-style-type: none"> ▪ For conducted measurement. 	
<ul style="list-style-type: none"> ▪ If the EUT supports multiple transmit chains using options given below: 	
<input checked="" type="checkbox"/>	Option 1: Measure and sum the spectra across the outputs. Refer as FCC KDB 662911, In-band power spectral density (PSD). Sample all transmit ports simultaneously using a spectrum analyzer for each transmit port. Where the trace bin-by-bin of each transmit port summing can be performed. (i.e., in the first spectral bin of output 1 is summed with that in the first spectral bin of output 2 and that from the first spectral bin of output 3, and so on up to the NTX output to obtain the value for the first frequency bin of the summed spectrum.). Add up the amplitude (power) values for the different transmit chains and use this as the new data trace.
<input type="checkbox"/>	Option 2: Measure and sum spectral maxima across the outputs. With this technique, spectra are measured at each output of the device at the required resolution bandwidth. The maximum value (peak) of each spectrum is determined. These maximum values are then summed mathematically in linear power units across the outputs. These operations shall be performed separately over frequency spans that have different out-of-band or spurious emission limits,
<input type="checkbox"/>	Option 3: Measure and add 10 log(N) dB, where N is the number of transmit chains. Refer as FCC KDB 662911, In-band power spectral density (PSD). Performed at each transmit chains and each transmit chains shall be compared with the limit have been reduced with 10 log(N). Or each transmit chains shall be add 10 log(N) to compared with the limit.
<ul style="list-style-type: none"> ▪ If multiple transmit chains, EIRP PPSD calculation could be following as methods: $PPSD_{total} = PPSD_1 + PPSD_2 + \dots + PPSD_n$ (calculated in linear unit [mW] and transfer to log unit [dBm]) $EIRP_{total} = PPSD_{total} + DG$ 	

3.4.4 Test Setup



3.4.5 Test Result of Peak Power Spectral Density

Refer as Appendix D



3.5 Unwanted Emissions

3.5.1 Transmitter Unwanted Emissions Limit

Unwanted emissions below 1 GHz and restricted band emissions above 1GHz limit			
Frequency Range (MHz)	Field Strength (uV/m)	Field Strength (dBuV/m)	Measure Distance (m)
0.009~0.490	2400/F(kHz)	48.5 - 13.8	300
0.490~1.705	24000/F(kHz)	33.8 - 23	30
1.705~30.0	30	29	30
30~88	100	40	3
88~216	150	43.5	3
216~960	200	46	3
Above 960	500	54	3

Note 1: Test distance for frequencies at or above 30 MHz, measurements may be performed at a distance other than the limit distance provided they are not performed in the near field and the emissions to be measured can be detected by the measurement equipment. When performing measurements at a distance other than that specified, the results shall be extrapolated to the specified distance using an extrapolation factor of 20 dB/decade (inverse of linear distance for field-strength measurements, inverse of linear distance-squared for power-density measurements).

Note 2: Test distance for frequencies at below 30 MHz, measurements may be performed at a distance closer than the EUT limit distance; however, an attempt should be made to avoid making measurements in the near field. When performing measurements below 30 MHz at a closer distance than the limit distance, the results shall be extrapolated to the specified distance by either making measurements at a minimum of two or more distances on at least one radial to determine the proper extrapolation factor or by using the square of an inverse linear distance extrapolation factor (40 dB/decade). The test report shall specify the extrapolation method used to determine compliance of the EUT.

Note 3: Using the distance of 1m during the test for above 18 GHz, and the test value to correct for the distance factor at 3m.

Un-restricted band emissions above 1GHz Limit	
Operating Band	Limit
<input checked="" type="checkbox"/> 5.15 - 5.25 GHz	e.i.r.p. -27 dBm [68.2 dBuV/m@3m]
<input checked="" type="checkbox"/> 5.25 - 5.35 GHz	e.i.r.p. -27 dBm [68.2 dBuV/m@3m]
<input checked="" type="checkbox"/> 5.47 - 5.725 GHz	e.i.r.p. -27 dBm [68.2 dBuV/m@3m]
<input checked="" type="checkbox"/> 5.725 - 5.85 GHz	all emissions shall be limited to a level of -27 dBm/MHz at 75 MHz or more above or below the band edge increasing linearly to 10 dBm/MHz at 25 MHz above or below the band edge, and from 25 MHz above or below the band edge increasing linearly to a level of 15.6 dBm/MHz at 5 MHz above or below the band edge, and from 5 MHz above or below the band edge increasing linearly to a level of 27 dBm/MHz at the band edge.

Note 1: Measurements may be performed at a distance other than the limit distance provided they are not performed in the near field and the emissions to be measured can be detected by the measurement equipment. When performing measurements at a distance other than that specified, the results shall be extrapolated to the specified distance using an extrapolation factor of 20 dB/decade (inverse of



linear distance for field-strength measurements, inverse of linear distance-squared for power-density measurements).

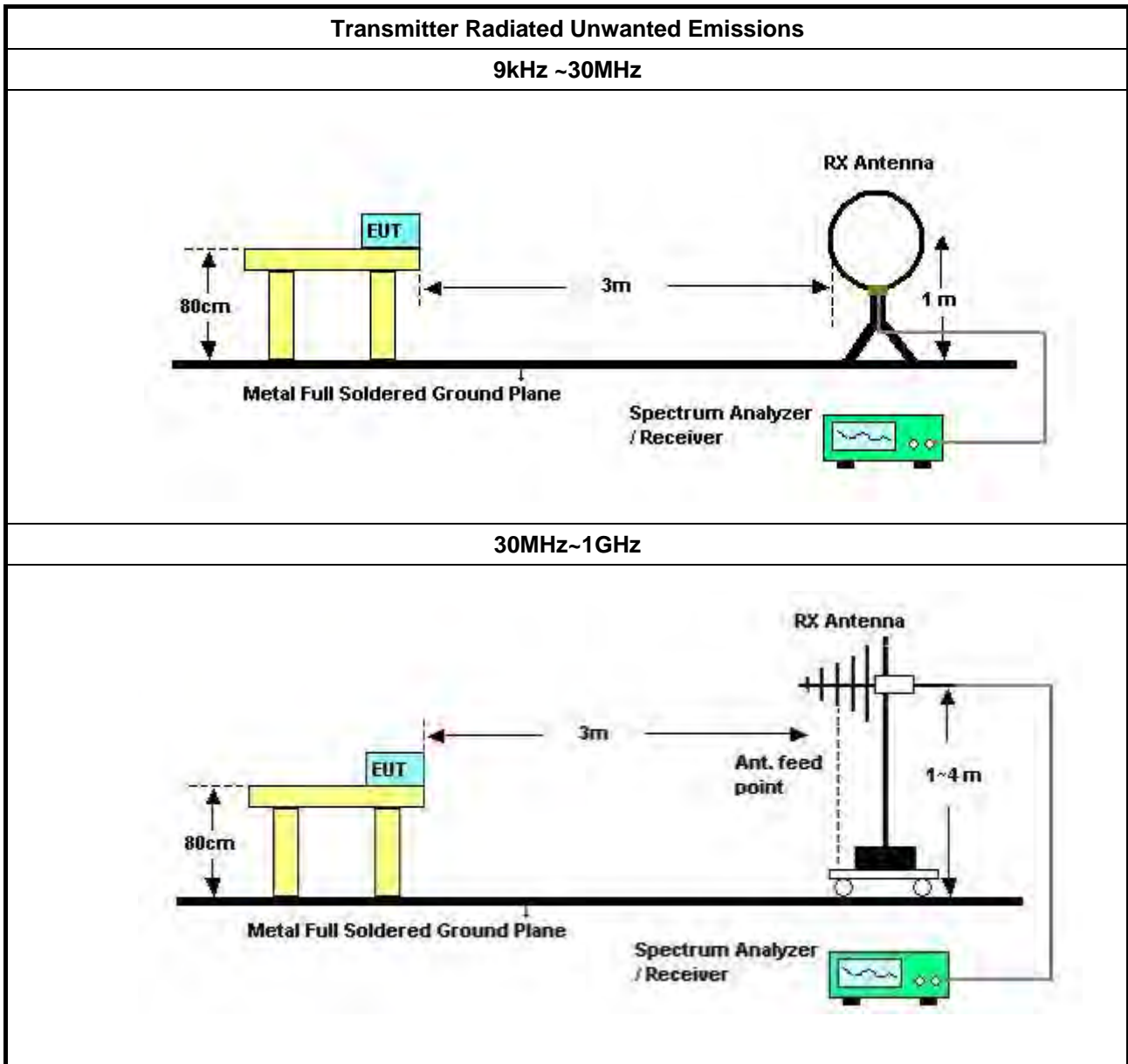
3.5.2 Measuring Instruments

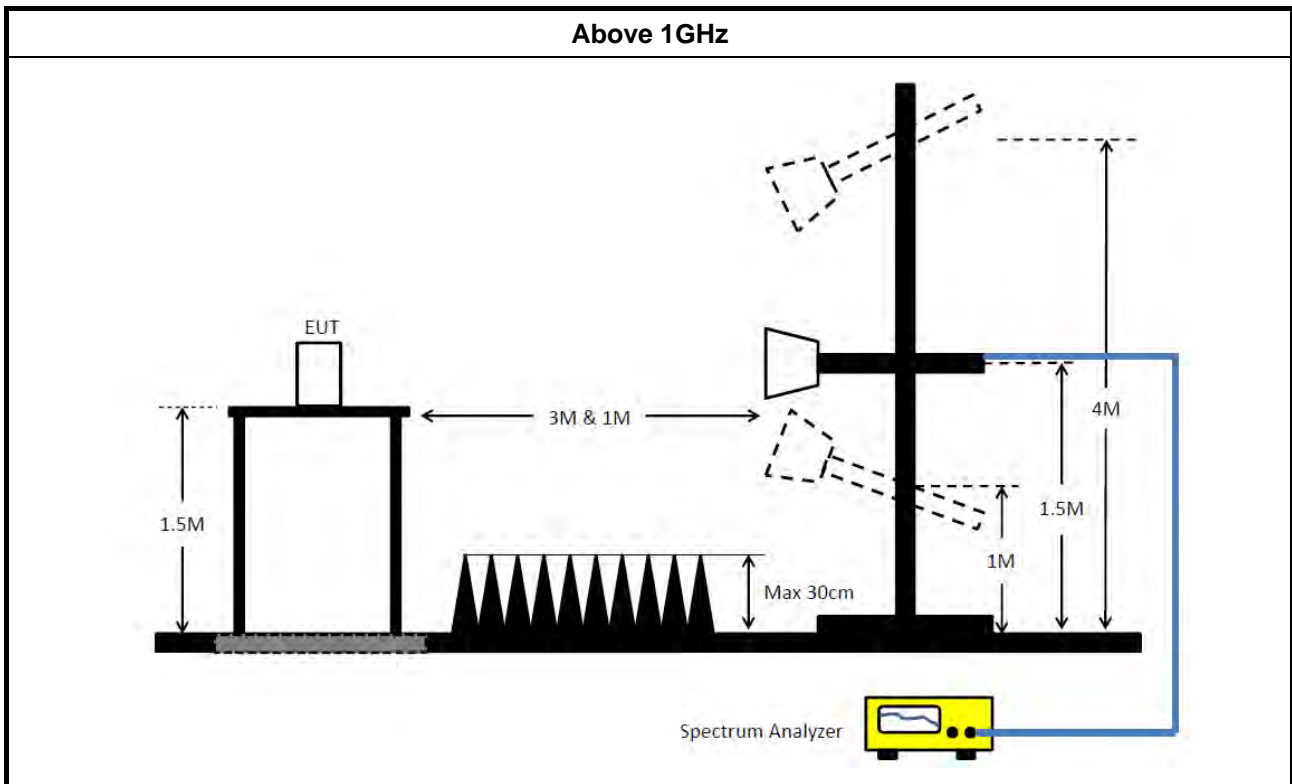
Refer a test equipment and calibration data table in this test report.

3.5.3 Test Procedures

Test Method	
	<ul style="list-style-type: none"> ▪ Measurements may be performed at a distance other than the limit distance provided they are not performed in the near field and the emissions to be measured can be detected by the measurement equipment. Measurements shall not be performed at a distance greater than 30 m for frequencies above 30 MHz, unless it can be further demonstrated that measurements at a distance of 30 m or less are impractical. When performing measurements at a distance other than that specified, the results shall be extrapolated to the specified distance using an extrapolation factor of 20 dB/decade (inverse of linear distance for field-strength measurements, inverse of linear distance-squared for power-density measurements).
	<ul style="list-style-type: none"> ▪ The average emission levels shall be measured in [duty cycle ≥ 98 or duty factor].
	<ul style="list-style-type: none"> ▪ For the transmitter unwanted emissions shall be measured using following options below: <ul style="list-style-type: none"> ▪ Refer as FCC KDB 789033, clause G)2) for unwanted emissions into non-restricted bands. ▪ Refer as FCC KDB 789033, clause G)1) for unwanted emissions into restricted bands. <ul style="list-style-type: none"> <input type="checkbox"/> Refer as FCC KDB 789033, G)6) Method AD (Trace Averaging). <input checked="" type="checkbox"/> Refer as FCC KDB 789033, G)6) Method VB (Reduced VBW). <input type="checkbox"/> Refer as ANSI C63.10, clause 11.12.2.5.3 (Reduced VBW). VBW ≥ 1/T, where T is pulse time. <input type="checkbox"/> Refer as ANSI C63.10, clause 7.5 average value of pulsed emissions. <input checked="" type="checkbox"/> Refer as FCC KDB 789033, clause G)5) measurement procedure peak limit. <input type="checkbox"/> Refer as ANSI C63.10, clause 4.1.4.2.2 measurement procedure peak limit.
	<ul style="list-style-type: none"> ▪ For radiated measurement. <ul style="list-style-type: none"> ▪ Refer as ANSI C63.10, clause 6.4 for radiated emissions below 30 MHz and test distance is 3m. ▪ Refer as ANSI C63.10, clause 6.5 for radiated emissions 30 MHz to 1 GHz and test distance is 3m. ▪ Refer as ANSI C63.10, clause 6.6 for radiated emissions above 1GHz.
	<ul style="list-style-type: none"> ▪ The any unwanted emissions level shall not exceed the fundamental emission level.
	<ul style="list-style-type: none"> ▪ All amplitude of spurious emissions that are attenuated by more than 20 dB below the permissible value has no need to be reported.

3.5.4 Test Setup





3.5.5 Measurement Results Calculation

The measured Level is calculated using:

Corrected Reading: Antenna Factor + Cable Loss + Read Level - Preamp Factor = Level.

3.5.6 Transmitter Unwanted Emissions (Below 30MHz)

There is a comparison data of both open-field test site and alternative test site - semi-Anechoic chamber according to KDB414788 Radiated Test Site, and the result came out very similar.

All amplitude of spurious emissions that are attenuated by more than 20 dB below the permissible value has no need to be reported.

The radiated emissions were investigated from 9 kHz or the lowest frequency generated within the device, up to the 10 harmonic or 40 GHz, whichever is appropriate.

3.5.7 Test Result of Transmitter Unwanted Emissions

Refer as Appendix E



4 Test Equipment and Calibration Data

Instrument	Manufacturer	Model No.	Serial No.	Characteristics	Calibration Date	Calibration Due Date	Remark
EMI Receiver	Agilent	N9038A	My52260123	9kHz ~ 8.45GHz	Jan. 28, 2019	Jan. 29, 2020	Conduction (CO01-CB)
LISN	F.C.C.	FCC-LISN-50-16-2	04083	150kHz ~ 100MHz	Dec. 24, 2018	Dec. 23, 2019	Conduction (CO01-CB)
LISN	Schwarzbeck	NSLK 8127	8127647	9kHz ~ 30MHz	Jan. 11, 2019	Jan. 10, 2020	Conduction (CO01-CB)
COND Cable	Woken	Cable	Low cable-CO01	9kHz ~ 30MHz	May 21, 2019	May 20, 2020	Conduction (CO01-CB)
Software	Audix	E3	6.120210n	-	N.C.R.	N.C.R.	Conduction (CO01-CB)
Bilog Antenna with 6 dB attenuator	Schaffner	CBL6112B & N-6-06	2928 & AT-N0607	20MHz ~ 2GHz	Jan. 02, 2019	Jan. 01, 2020	Radiation (03CH03-CB)
Horn Antenna	ETS • Lindgren	3115	6821	750MHz~18GHz	Jan. 24, 2019	Jan. 23, 2020	Radiation (03CH03-CB)
Horn Antenna	Schwarzbeck	BBHA 9170	BBHA9170252	15GHz ~ 40GHz	Jun. 27, 2019	Jun. 26, 2020	Radiation (03CH03-CB)
Pre-Amplifier	Agilent	8447D	2944A10259	9kHz ~ 1.3GHz	Jan. 16, 2019	Jan. 15, 2020	Radiation (03CH03-CB)
Pre-Amplifier	Agilent	8449B	3008A02097	1GHz ~ 26.5GHz	Dec. 20, 2018	Dec. 19, 2019	Radiation (03CH03-CB)
Pre-Amplifier	MITEQ	TTA1840-35-H G	1864479	18GHz ~ 40GHz	Jul. 03, 2019	Jul. 02, 2020	Radiation (03CH03-CB)
Spectrum Analyzer	R&S	FSP40	100019	9kHz ~ 40GHz	Jun. 19, 2019	Jun. 18, 2020	Radiation (03CH03-CB)
EMI Test Receiver	R&S	ESCS	826547/017	9kHz ~ 2.75GHz	May 15, 2019	May 14, 2020	Radiation (03CH03-CB)
RF Cable-low	Woken	RG402	Low Cable-02+27	25MHz ~ 1GHz	Oct. 08, 2018	Oct. 07, 2019	Radiation (03CH03-CB)
RF Cable-high	Woken	RG402	High Cable-20+27	1GHz ~ 18GHz	Oct. 08, 2018	Oct. 07, 2019	Radiation (03CH03-CB)
RF Cable-high	Woken	RG402	High Cable-27	1GHz ~ 18GHz	Oct. 08, 2018	Oct. 07, 2019	Radiation (03CH03-CB)
RF Cable-high	Woken	RG402	High Cable-40G#1	18GHz ~ 40 GHz	Jul. 27, 2018	Jul. 26, 2019	Radiation (03CH03-CB)
RF Cable-high	Woken	RG402	High Cable-40G#2	18GHz ~ 40 GHz	Jul. 27, 2018	Jul. 26, 2019	Radiation (03CH03-CB)
Horn Antenna	ETS • Lindgren	3115	00143147	750MHz~18GHz	Oct. 26, 2018	Oct. 25, 2019	Radiation (03CH04-CB)
Horn Antenna	SCHWARZBECK	BBHA 9170	BBHA9170507	15GHz ~ 40GHz	Jun. 12, 2019	Jun. 11, 2020	Radiation (03CH04-CB)
Pre-Amplifier	Agilent	83017A	MY53270063	0.5GHz ~ 26.5GHz	Mar. 19, 2019	Mar. 18, 2020	Radiation (03CH04-CB)
Pre-Amplifier	MITEQ	TTA1840-35-H G	1864479	18GHz ~ 40GHz	Jul. 03, 2019	Jul. 02, 2020	Radiation (03CH04-CB)



Instrument	Manufacturer	Model No.	Serial No.	Characteristics	Calibration Date	Calibration Due Date	Remark
Spectrum Analyzer	R&S	FSP40	100142	9kHz~40GHz	Dec. 26, 2018	Dec. 25, 2019	Radiation (03CH04-CB)
RF Cable-high	Woken	RG402	High Cable-21	1GHz - 18GHz	Oct. 08, 2018	Oct. 07, 2019	Radiation (03CH04-CB)
RF Cable-high	Woken	RG402	High Cable-21+22	1GHz - 18GHz	Oct. 08, 2018	Oct. 07, 2019	Radiation (03CH04-CB)
RF Cable-high	Woken	RG402	High Cable-40G#1	18GHz ~ 40 GHz	Jul. 24, 2019	Jul. 23, 2020	Radiation (03CH04-CB)
RF Cable-high	Woken	RG402	High Cable-40G#2	18GHz ~ 40 GHz	Jul. 24, 2019	Jul. 23, 2020	Radiation (03CH04-CB)
Spectrum analyzer	R&S	FSV40	100979	9kHz~40GHz	Feb. 25, 2019	Feb. 24, 2020	Conducted (TH01-CB)
RF Cable-high	Woken	RG402	High Cable-06	1 GHz – 26.5 GHz	Oct. 08, 2018	Oct. 07, 2019	Conducted (TH01-CB)
RF Cable-high	Woken	RG402	High Cable-07	1 GHz –26.5 GHz	Oct. 08, 2018	Oct. 07, 2019	Conducted (TH01-CB)
RF Cable-high	Woken	RG402	High Cable-08	1 GHz –26.5 GHz	Oct. 08, 2018	Oct. 07, 2019	Conducted (TH01-CB)
RF Cable-high	Woken	RG402	High Cable-09	1 GHz –26.5 GHz	Oct. 08, 2018	Oct. 07, 2019	Conducted (TH01-CB)
RF Cable-high	Woken	RG402	High Cable-10	1 GHz –26.5 GHz	Oct. 08, 2018	Oct. 07, 2019	Conducted (TH01-CB)
RF Cable-high	Woken	RG402	High Cable-28	1 GHz –26.5 GHz	Nov. 19, 2018	Nov. 18, 2019	Conducted (TH01-CB)
Power Sensor	Agilent	E9327A	US40442088	50MHz~18GHz	Jan. 15, 2019	Jan. 14, 2020	Conducted (TH01-CB)
Power Meter	Agilent	E4416A	GB41291199	50MHz~18GHz	Jan. 15, 2019	Jan. 14, 2020	Conducted (TH01-CB)

Note: Calibration Interval of instruments listed above is one year.

N.C.R. means Non-Calibration required.

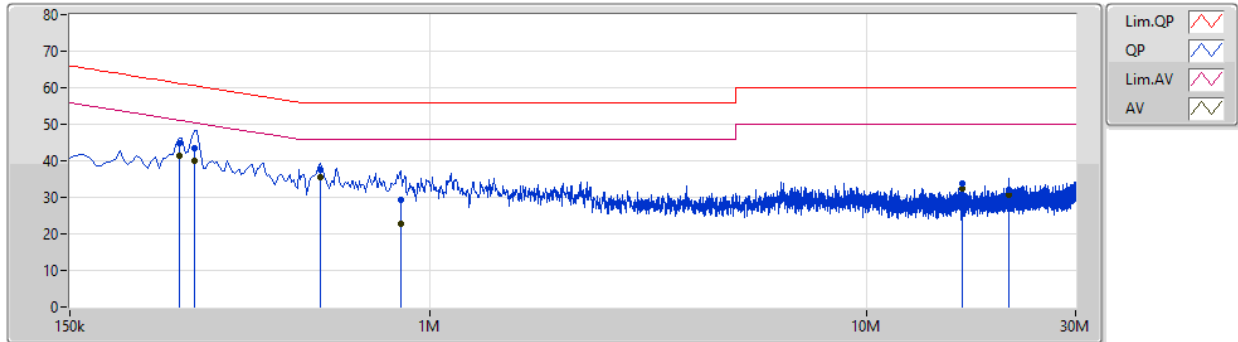


AC Power Port Conducted Emission Result

Appendix A

Test Mode	Mode 3	Frequency Range	0.15 MHz to 30 MHz
------------------	--------	------------------------	--------------------

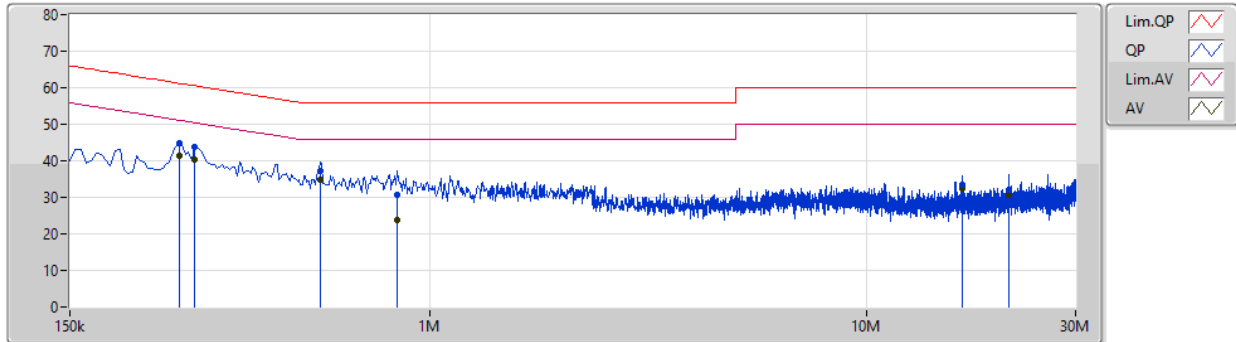
Line



Type	Freq (Hz)	Level (dBuV)	Limit (dBuV)	Margin (dB)	Factor (dB)	Condition	Comment	Raw (dBuV)	AF (dB)	CL (dB)	AT (dB)
QP	267k	44.69	61.20	-16.51	9.92	Line	-	34.77	0.06	0.06	9.80
AV	267k	41.32	51.20	-9.88	9.92	Line	"Worst"	31.40	0.06	0.06	9.80
QP	289.5k	43.49	60.53	-17.04	9.92	Line	-	33.57	0.06	0.06	9.80
AV	289.5k	39.99	50.53	-10.54	9.92	Line	-	30.07	0.06	0.06	9.80
QP	559.5k	37.72	56.00	-18.28	9.94	Line	-	27.78	0.06	0.07	9.81
AV	559.5k	35.53	46.00	-10.47	9.94	Line	-	25.59	0.06	0.07	9.81
QP	856.5k	29.26	56.00	-26.74	9.97	Line	-	19.29	0.07	0.08	9.82
AV	856.5k	22.68	46.00	-23.32	9.97	Line	-	12.71	0.07	0.08	9.82
QP	16.463M	33.67	60.00	-26.33	10.44	Line	-	23.23	0.27	0.23	9.94
AV	16.463M	32.49	50.00	-17.51	10.44	Line	-	22.05	0.27	0.23	9.94
QP	21.17M	32.16	60.00	-27.84	10.58	Line	-	21.58	0.30	0.28	10.00
AV	21.17M	30.82	50.00	-19.18	10.58	Line	-	20.24	0.30	0.28	10.00



Neutral



Type	Freq (Hz)	Level (dBuV)	Limit (dBuV)	Margin (dB)	Factor (dB)	Condition	Comment	Raw (dBuV)	AF (dB)	CL (dB)	AT (dB)
QP	267k	44.66	61.20	-16.54	9.90	Neutral	-	34.76	0.04	0.06	9.80
AV	267k	41.55	51.20	-9.65	9.90	Neutral	"Worst"	31.65	0.04	0.06	9.80
QP	289.5k	43.70	60.53	-16.83	9.90	Neutral	-	33.80	0.04	0.06	9.80
AV	289.5k	40.20	50.53	-10.33	9.90	Neutral	-	30.30	0.04	0.06	9.80
QP	559.5k	37.32	56.00	-18.68	9.93	Neutral	-	27.39	0.05	0.07	9.81
AV	559.5k	34.73	46.00	-11.27	9.93	Neutral	-	24.80	0.05	0.07	9.81
QP	843k	30.67	56.00	-25.33	9.96	Neutral	-	20.71	0.06	0.08	9.82
AV	843k	23.74	46.00	-22.26	9.96	Neutral	-	13.78	0.06	0.08	9.82
QP	16.463M	33.53	60.00	-26.47	10.40	Neutral	-	23.13	0.23	0.23	9.94
AV	16.463M	32.39	50.00	-17.61	10.40	Neutral	-	21.99	0.23	0.23	9.94
QP	21.17M	32.03	60.00	-27.97	10.55	Neutral	-	21.48	0.27	0.28	10.00
AV	21.17M	30.71	50.00	-19.29	10.55	Neutral	-	20.16	0.27	0.28	10.00

Summary

Mode	Max-N dB (Hz)	Max-OBW (Hz)	ITU-Code	Min-N dB (Hz)	Min-OBW (Hz)
5.15-5.25GHz	-	-	-	-	-
802.11a_Nss1,(6Mbps)_2TX	27.36M	16.702M	16M7D1D	21.21M	16.552M
802.11ac VHT20_Nss1,(MCS0)_2TX	48.66M	19.01M	19MOD1D	20.73M	17.631M
802.11ac VHT40_Nss1,(MCS0)_2TX	91.02M	36.762M	36M8D1D	40.8M	36.162M
802.11ac VHT80_Nss1,(MCS0)_2TX	82.44M	76.042M	76MOD1D	81.72M	75.922M
5.25-5.35GHz	-	-	-	-	-
802.11a_Nss1,(6Mbps)_2TX	25.86M	16.642M	16M6D1D	19.83M	16.552M
802.11ac VHT20_Nss1,(MCS0)_2TX	24.39M	17.721M	17M7D1D	20.55M	17.661M
802.11ac VHT40_Nss1,(MCS0)_2TX	63.78M	36.282M	36M3D1D	41.22M	36.162M
802.11ac VHT80_Nss1,(MCS0)_2TX	82.44M	75.922M	75M9D1D	81.72M	75.922M
5.47-5.725GHz	-	-	-	-	-
802.11a_Nss1,(6Mbps)_2TX	24.78M	16.612M	16M6D1D	19.56M	16.522M
802.11ac VHT20_Nss1,(MCS0)_2TX	30.96M	17.721M	17M7D1D	20.25M	17.661M
802.11ac VHT40_Nss1,(MCS0)_2TX	95.46M	38.021M	38MOD1D	40.5M	36.102M
802.11ac VHT80_Nss1,(MCS0)_2TX	83.28M	76.042M	76M0D1D	81.36M	75.802M
5.725-5.85GHz	-	-	-	-	-
802.11a_Nss1,(6Mbps)_2TX	16.38M	32.384M	32M4D1D	16.35M	16.612M
802.11ac VHT20_Nss1,(MCS0)_2TX	17.61M	35.532M	35M5D1D	17.55M	17.631M
802.11ac VHT40_Nss1,(MCS0)_2TX	35.94M	48.876M	48M9D1D	35.34M	37.301M
802.11ac VHT80_Nss1,(MCS0)_2TX	76.2M	76.042M	76MOD1D	76.08M	75.922M

Max-N dB = Maximum 6dB down bandwidth for 5.725-5.85GHz band / Maximum 26dB down bandwidth for other band;
Max-OBW = Maximum 99% occupied bandwidth;
Min-N dB = Minimum 6dB down bandwidth for 5.725-5.85GHz band / Maximum 26dB down bandwidth for other band;
Min-OBW = Minimum 99% occupied bandwidth;

Result

Mode	Result	Limit (Hz)	Port 1-N dB (Hz)	Port 1-OBW (Hz)	Port 2-N dB (Hz)	Port 2-OBW (Hz)
802.11a_Nss1,(6Mbps)_2TX	-	-	-	-	-	-
5180MHz	Pass	Inf	21.21M	16.612M	27.36M	16.672M
5200MHz	Pass	Inf	21.21M	16.612M	25.89M	16.702M
5240MHz	Pass	Inf	21.36M	16.582M	21.69M	16.552M
5260MHz	Pass	Inf	23.22M	16.582M	25.86M	16.642M
5300MHz	Pass	Inf	20.31M	16.612M	22.53M	16.582M
5320MHz	Pass	Inf	19.95M	16.552M	19.83M	16.582M
5500MHz	Pass	Inf	19.98M	16.552M	20.4M	16.552M
5580MHz	Pass	Inf	24.78M	16.612M	24.21M	16.582M
5700MHz	Pass	Inf	19.71M	16.522M	19.56M	16.552M
5745MHz	Pass	500k	16.35M	16.762M	16.35M	16.912M
5785MHz	Pass	500k	16.35M	16.612M	16.35M	16.642M
5825MHz	Pass	500k	16.35M	30.675M	16.38M	32.384M
802.11ac VHT20_Nss1,(MCS0)_2TX	-	-	-	-	-	-
5180MHz	Pass	Inf	20.73M	17.661M	20.73M	17.631M
5200MHz	Pass	Inf	46.59M	18.021M	48.66M	19.01M
5240MHz	Pass	Inf	44.25M	17.841M	44.79M	18.021M
5260MHz	Pass	Inf	23.55M	17.691M	20.61M	17.721M
5300MHz	Pass	Inf	20.97M	17.691M	24.39M	17.691M
5320MHz	Pass	Inf	20.67M	17.661M	20.55M	17.691M
5500MHz	Pass	Inf	20.73M	17.661M	20.61M	17.691M
5580MHz	Pass	Inf	28.35M	17.661M	30.96M	17.721M
5700MHz	Pass	Inf	20.97M	17.661M	20.25M	17.691M
5745MHz	Pass	500k	17.55M	34.513M	17.61M	35.532M
5785MHz	Pass	500k	17.55M	17.631M	17.58M	17.691M
5825MHz	Pass	500k	17.61M	31.544M	17.58M	33.523M
802.11ac VHT40_Nss1,(MCS0)_2TX	-	-	-	-	-	-
5190MHz	Pass	Inf	42.78M	36.162M	40.8M	36.162M
5230MHz	Pass	Inf	87.54M	36.522M	91.02M	36.762M
5270MHz	Pass	Inf	61.2M	36.222M	63.78M	36.282M
5310MHz	Pass	Inf	41.4M	36.222M	41.22M	36.162M
5510MHz	Pass	Inf	42.84M	36.162M	40.74M	36.162M
5550MHz	Pass	Inf	95.46M	37.301M	94.86M	38.021M
5670MHz	Pass	Inf	41.4M	36.102M	40.5M	36.222M
5755MHz	Pass	500k	35.82M	41.259M	35.94M	48.876M
5795MHz	Pass	500k	35.34M	37.301M	35.82M	41.499M
802.11ac VHT80_Nss1,(MCS0)_2TX	-	-	-	-	-	-
5210MHz	Pass	Inf	82.44M	76.042M	81.72M	75.922M
5290MHz	Pass	Inf	82.44M	75.922M	81.72M	75.922M
5530MHz	Pass	Inf	82.68M	75.802M	81.36M	75.922M
5610MHz	Pass	Inf	83.28M	75.922M	82.08M	76.042M
5775MHz	Pass	500k	76.08M	76.042M	76.2M	75.922M

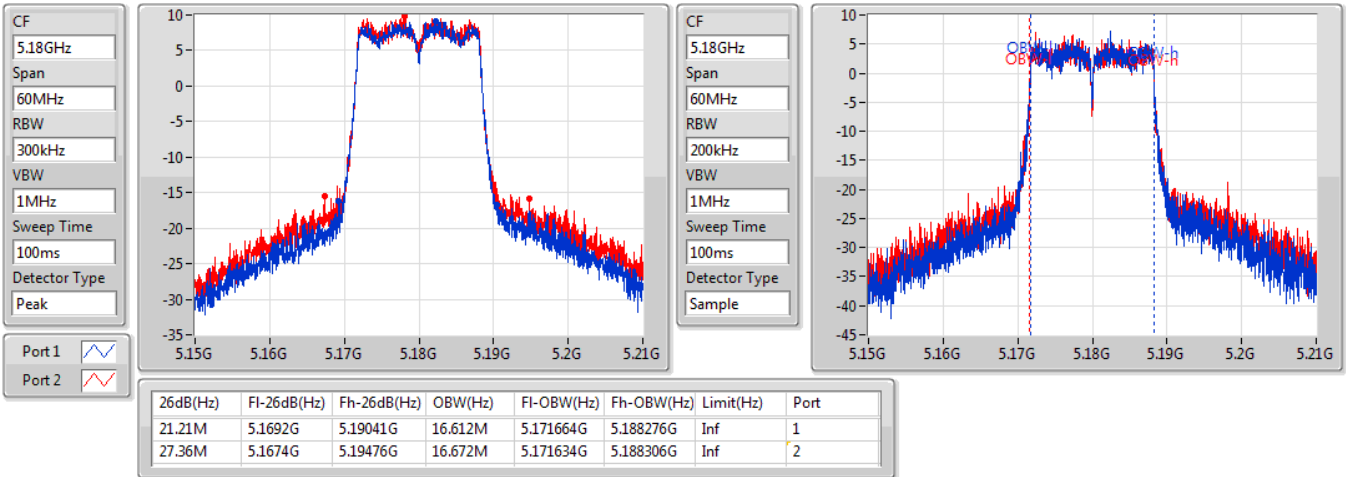
Port X-N dB = Port X 6dB down bandwidth for 5.725-5.85GHz band / 26dB down bandwidth for other band
Port X-OBW = Port X 99% occupied bandwidth;

802.11a_Nss1,(6Mbps)_2TX

EBW

5180MHz

06/09/2019

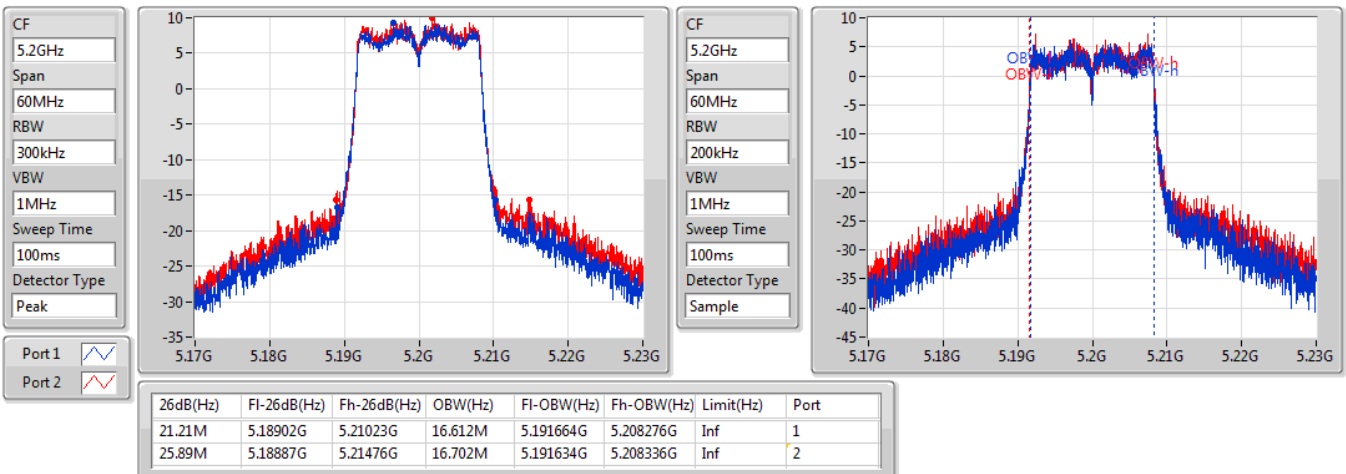


802.11a_Nss1,(6Mbps)_2TX

EBW

5200MHz

06/09/2019



802.11a_Nss1,(6Mbps)_2TX

EBW

5240MHz

11/09/2019

CF
5.24GHz

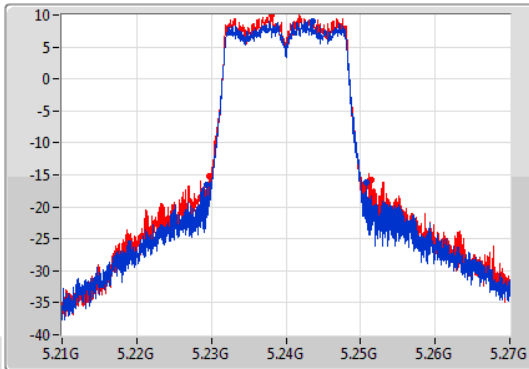
Span
60MHz

RBW
300kHz

VBW
1MHz

Sweep Time
100ms

Detector Type
Peak



CF
5.24GHz

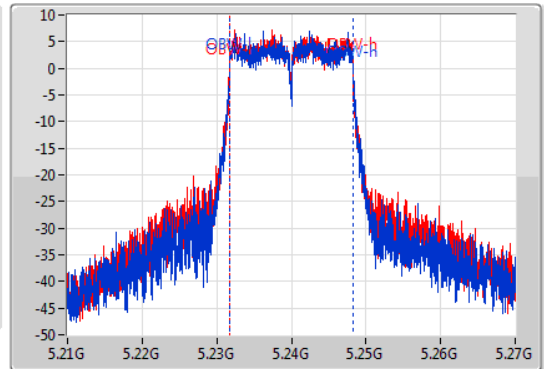
Span
60MHz

RBW
200kHz

VBW
1MHz

Sweep Time
100ms

Detector Type
Sample



26dB(Hz)	Fl-26dB(Hz)	Fh-26dB(Hz)	OBW(Hz)	Fl-OBW(Hz)	Fh-OBW(Hz)	Limit(Hz)	Port
21.36M	5.22938G	5.25074G	16.582M	5.231724G	5.248306G	Inf	1
21.69M	5.22974G	5.25143G	16.552M	5.231694G	5.248246G	Inf	2

802.11a_Nss1,(6Mbps)_2TX

EBW

5260MHz

06/09/2019

CF
5.26GHz

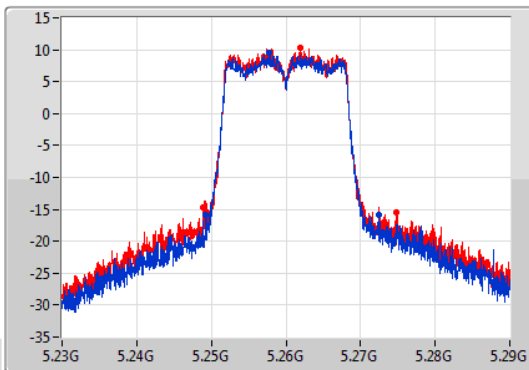
Span
60MHz

RBW
300kHz

VBW
1MHz

Sweep Time
100ms

Detector Type
Peak



CF
5.26GHz

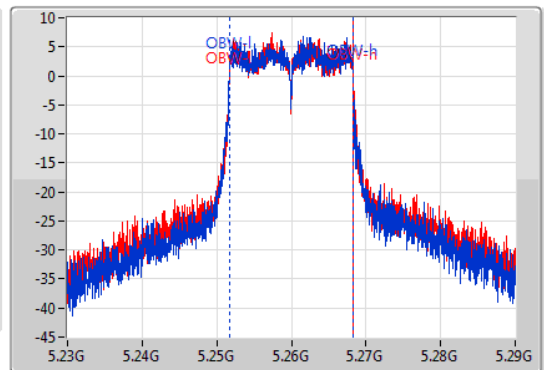
Span
60MHz

RBW
200kHz

VBW
1MHz

Sweep Time
100ms

Detector Type
Sample



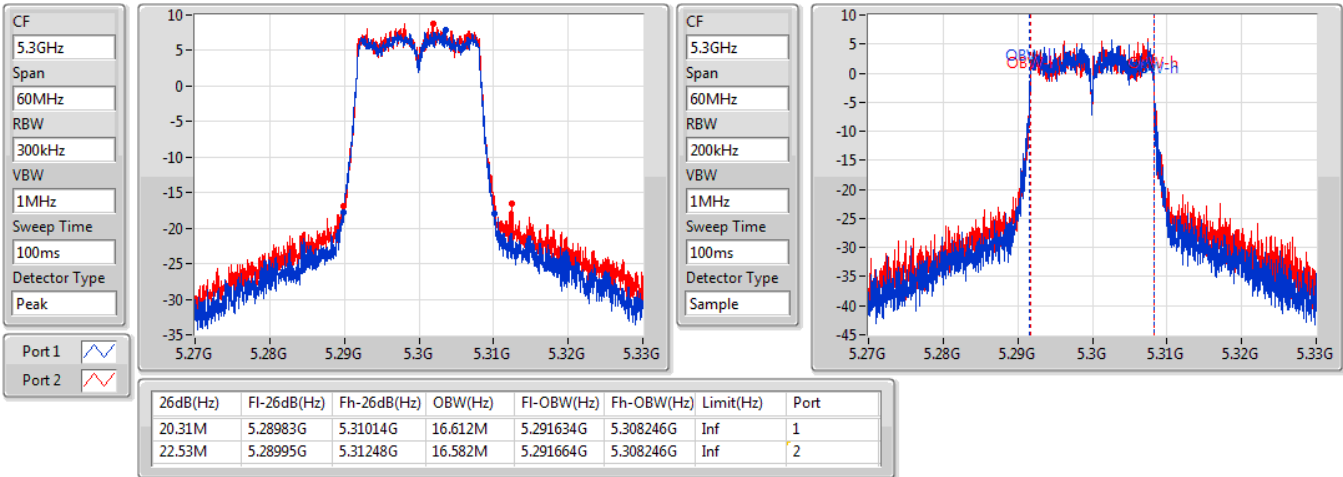
26dB(Hz)	Fl-26dB(Hz)	Fh-26dB(Hz)	OBW(Hz)	Fl-OBW(Hz)	Fh-OBW(Hz)	Limit(Hz)	Port
23.22M	5.24923G	5.27245G	16.582M	5.251664G	5.268246G	Inf	1
25.86M	5.24893G	5.27479G	16.642M	5.251664G	5.268306G	Inf	2

802.11a_Nss1,(6Mbps)_2TX

EBW

5300MHz

06/09/2019

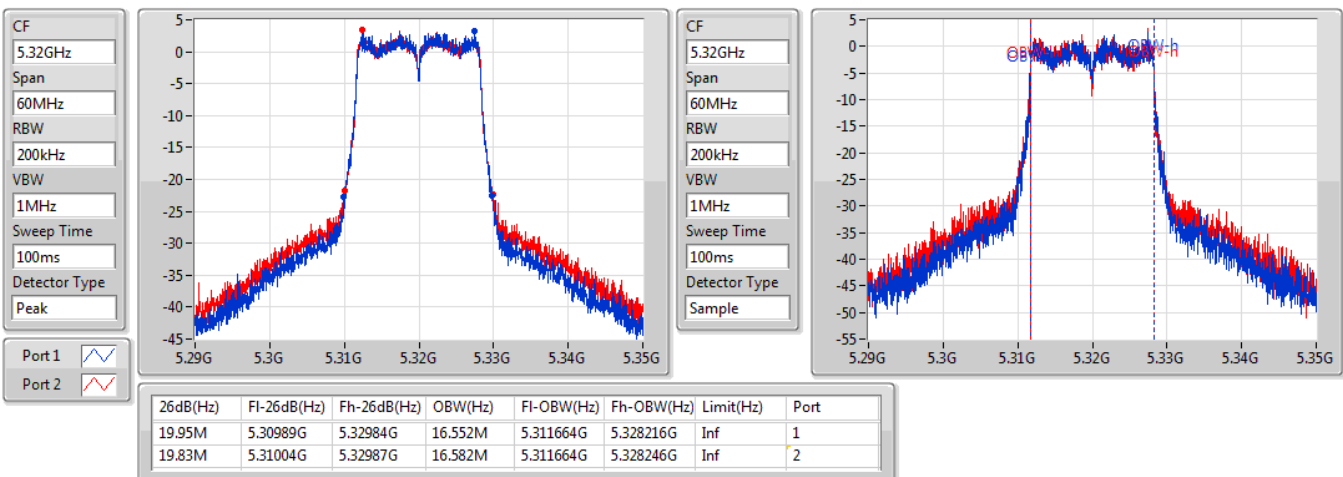


802.11a_Nss1,(6Mbps)_2TX

EBW

5320MHz

06/09/2019

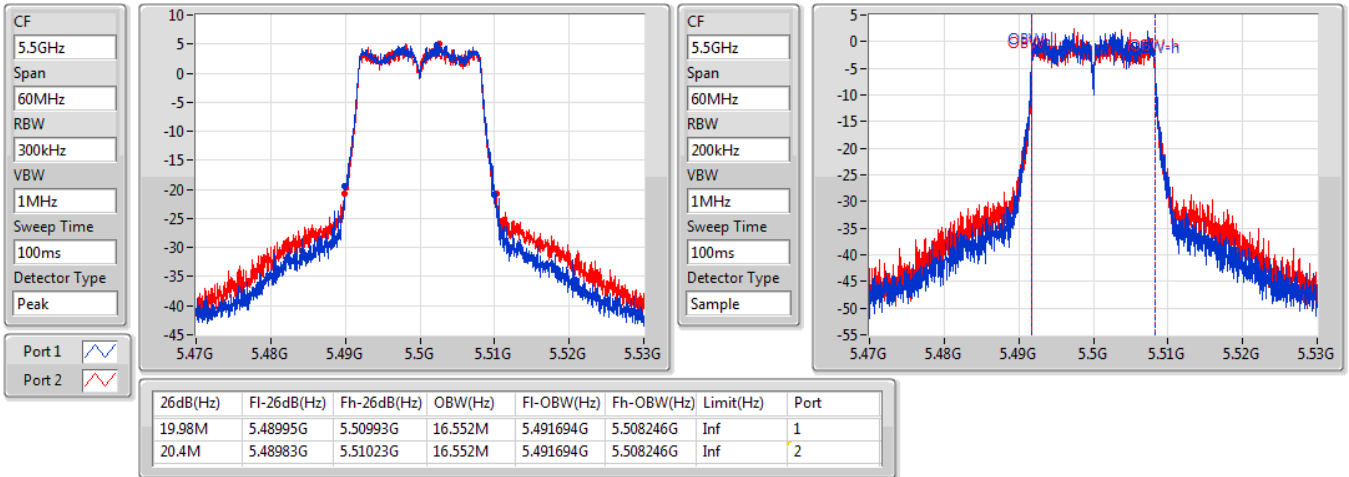


802.11a_Nss1,(6Mbps)_2TX

EBW

5500MHz

06/09/2019

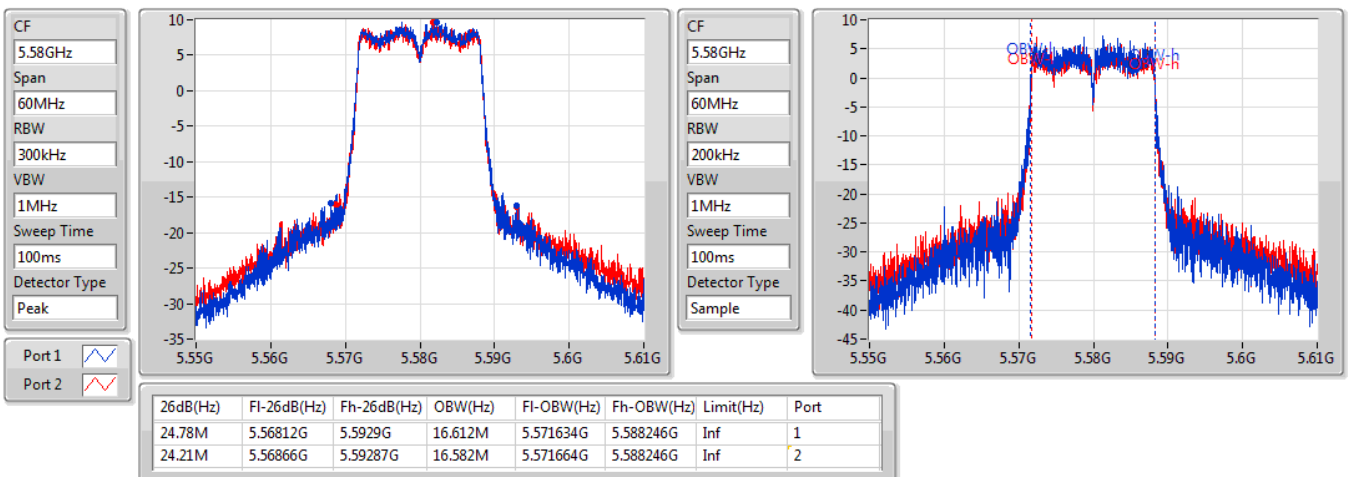


802.11a_Nss1,(6Mbps)_2TX

EBW

5580MHz

06/09/2019



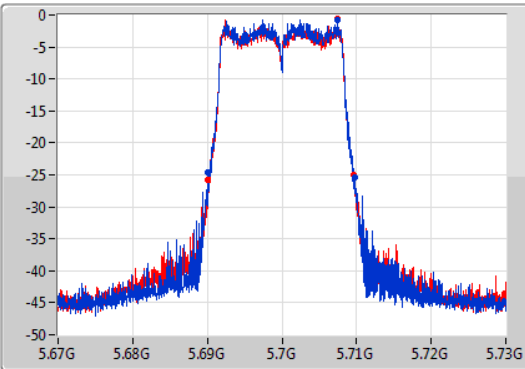
802.11a_Nss1,(6Mbps)_2TX

EBW

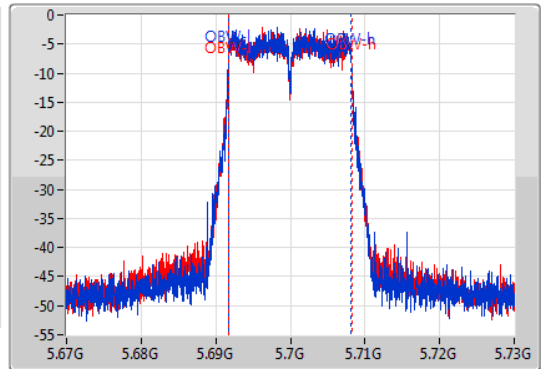
5700MHz

06/09/2019

CF
5.7GHz
Span
60MHz
RBW
200kHz
VBW
1MHz
Sweep Time
100ms
Detector Type
Peak



CF
5.7GHz
Span
60MHz
RBW
200kHz
VBW
1MHz
Sweep Time
100ms
Detector Type
Sample



26dB(Hz)	Fl-26dB(Hz)	Fh-26dB(Hz)	OBW(Hz)	Fl-OBW(Hz)	Fh-OBW(Hz)	Limit(Hz)	Port
19.71M	5.69007G	5.70978G	16.522M	5.691664G	5.708186G	Inf	1
19.56M	5.69013G	5.70969G	16.552M	5.691664G	5.708216G	Inf	2

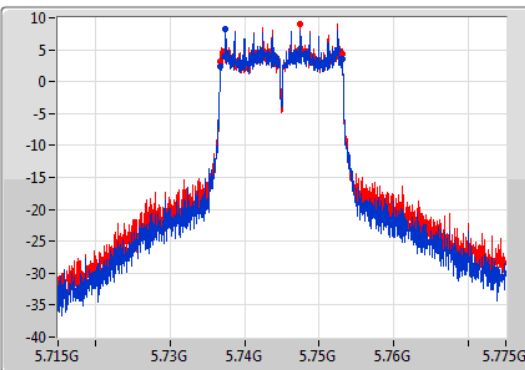
802.11a_Nss1,(6Mbps)_2TX

EBW

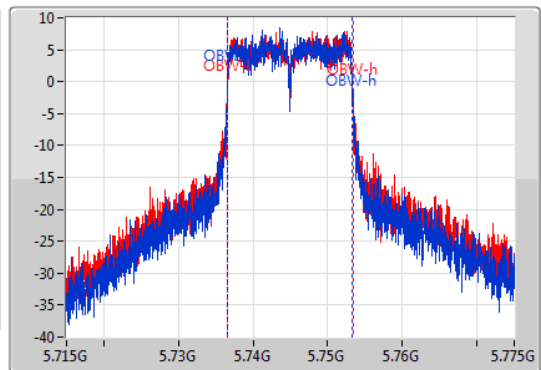
5745MHz

06/09/2019

CF
5.745GHz
Span
60MHz
RBW
100kHz
VBW
300kHz
Sweep Time
100ms
Detector Type
Peak



CF
5.745GHz
Span
60MHz
RBW
200kHz
VBW
1MHz
Sweep Time
100ms
Detector Type
Sample



6dB(Hz)	Fl-6dB(Hz)	Fh-6dB(Hz)	OBW(Hz)	Fl-OBW(Hz)	Fh-OBW(Hz)	Limit(Hz)	Port
16.35M	5.73678G	5.75313G	16.762M	5.736574G	5.753336G	500k	1
16.35M	5.73678G	5.75313G	16.912M	5.736484G	5.753396G	500k	2

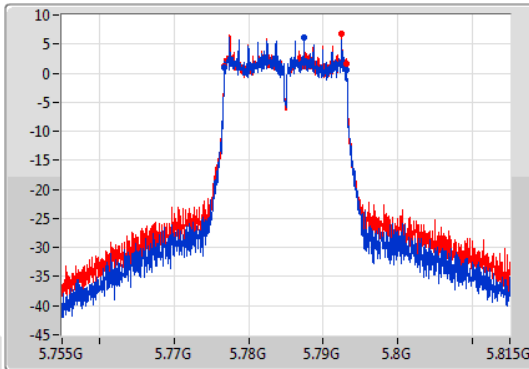
802.11a_Nss1,(6Mbps)_2TX

EBW

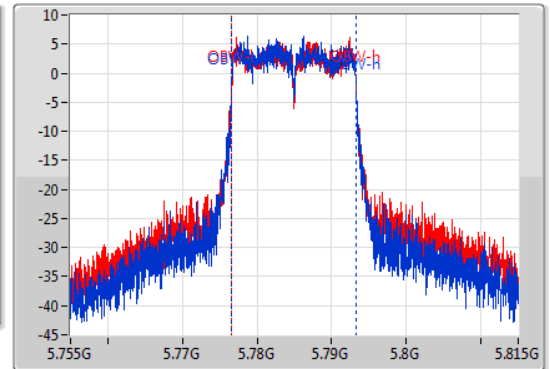
5785MHz

06/09/2019

CF
5.785GHz
Span
60MHz
RBW
100kHz
VBW
300kHz
Sweep Time
100ms
Detector Type
Peak



CF
5.785GHz
Span
60MHz
RBW
200kHz
VBW
1MHz
Sweep Time
100ms
Detector Type
Sample



6dB(Hz)	Fl-6dB(Hz)	Fh-6dB(Hz)	OBW(Hz)	Fl-OBW(Hz)	Fh-OBW(Hz)	Limit(Hz)	Port
16.35M	5.77678G	5.79313G	16.612M	5.776604G	5.793216G	500k	1
16.35M	5.77678G	5.79313G	16.642M	5.776604G	5.793246G	500k	2

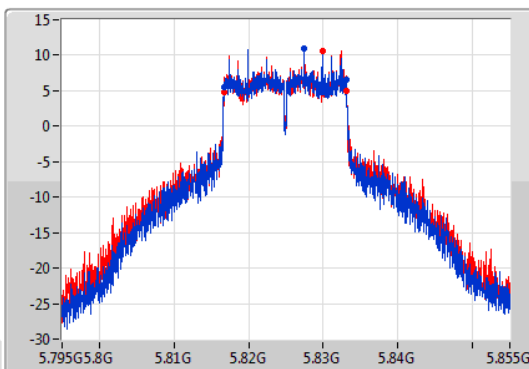
802.11a_Nss1,(6Mbps)_2TX

EBW

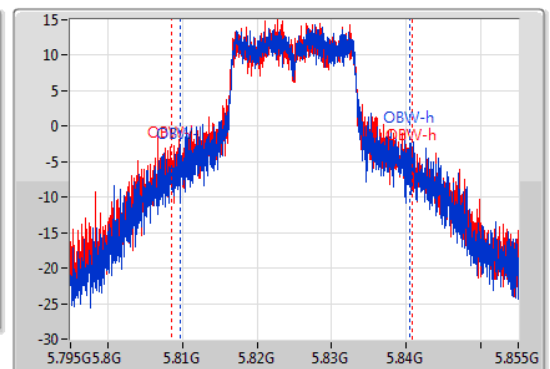
5825MHz

11/09/2019

CF
5.825GHz
Span
60MHz
RBW
100kHz
VBW
300kHz
Sweep Time
100ms
Detector Type
Peak



CF
5.825GHz
Span
60MHz
RBW
500kHz
VBW
2MHz
Sweep Time
100ms
Detector Type
Sample



6dB(Hz)	Fl-6dB(Hz)	Fh-6dB(Hz)	OBW(Hz)	Fl-OBW(Hz)	Fh-OBW(Hz)	Limit(Hz)	Port
16.35M	5.81672G	5.83307G	30.675M	5.809768G	5.840442G	500k	1
16.38M	5.81672G	5.8331G	32.384M	5.808478G	5.840862G	500k	2

802.11ac VHT20_Nss1,(MCS0)_2TX

EBW

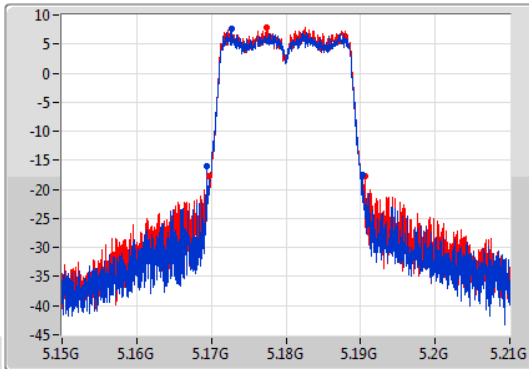
5180MHz

11/09/2019

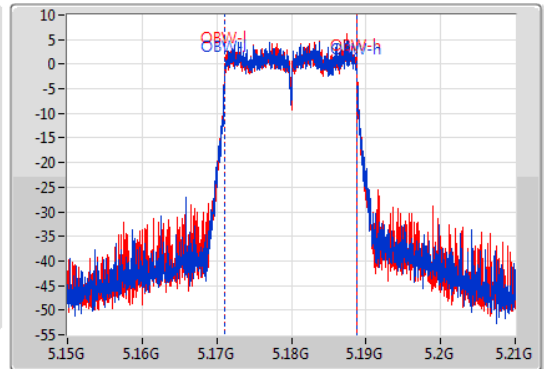
CF: 5.18GHz
 Span: 60MHz
 RBW: 300kHz
 VBW: 1MHz
 Sweep Time: 100ms
 Detector Type: Peak

Port 1:

Port 2:



CF: 5.18GHz
 Span: 60MHz
 RBW: 200kHz
 VBW: 1MHz
 Sweep Time: 100ms
 Detector Type: Sample



26dB(Hz)	Fl-26dB(Hz)	Fh-26dB(Hz)	OBW(Hz)	Fl-OBW(Hz)	Fh-OBW(Hz)	Limit(Hz)	Port
20.73M	5.16947G	5.1902G	17.661M	5.171094G	5.188756G	Inf	1
20.73M	5.1698G	5.19053G	17.631M	5.171124G	5.188756G	Inf	2

802.11ac VHT20_Nss1,(MCS0)_2TX

EBW

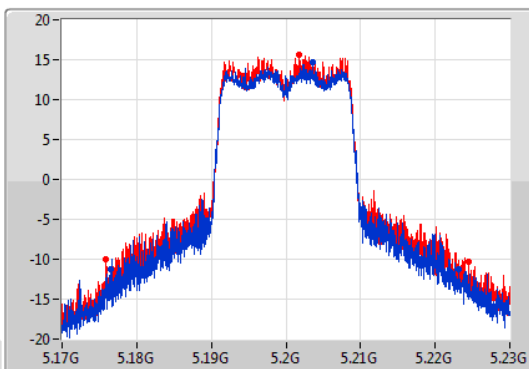
5200MHz

06/09/2019

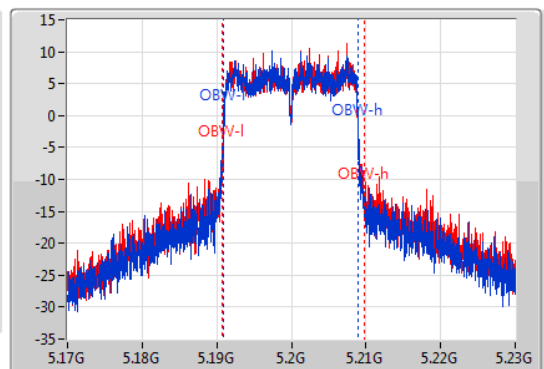
CF: 5.2GHz
 Span: 60MHz
 RBW: 500kHz
 VBW: 2MHz
 Sweep Time: 100ms
 Detector Type: Peak

Port 1:

Port 2:



CF: 5.2GHz
 Span: 60MHz
 RBW: 200kHz
 VBW: 1MHz
 Sweep Time: 100ms
 Detector Type: Sample



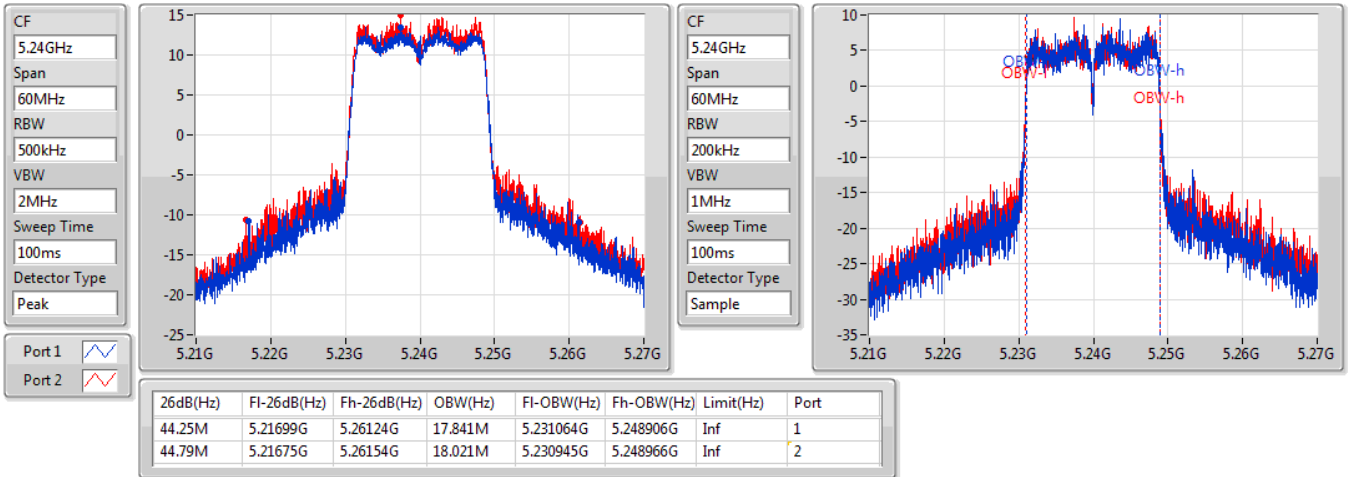
26dB(Hz)	Fl-26dB(Hz)	Fh-26dB(Hz)	OBW(Hz)	Fl-OBW(Hz)	Fh-OBW(Hz)	Limit(Hz)	Port
46.59M	5.17654G	5.22313G	18.021M	5.190945G	5.208966G	Inf	1
48.66M	5.17585G	5.22451G	19.01M	5.190735G	5.209745G	Inf	2

802.11ac VHT20_Nss1,(MCS0)_2TX

EBW

5240MHz

06/09/2019

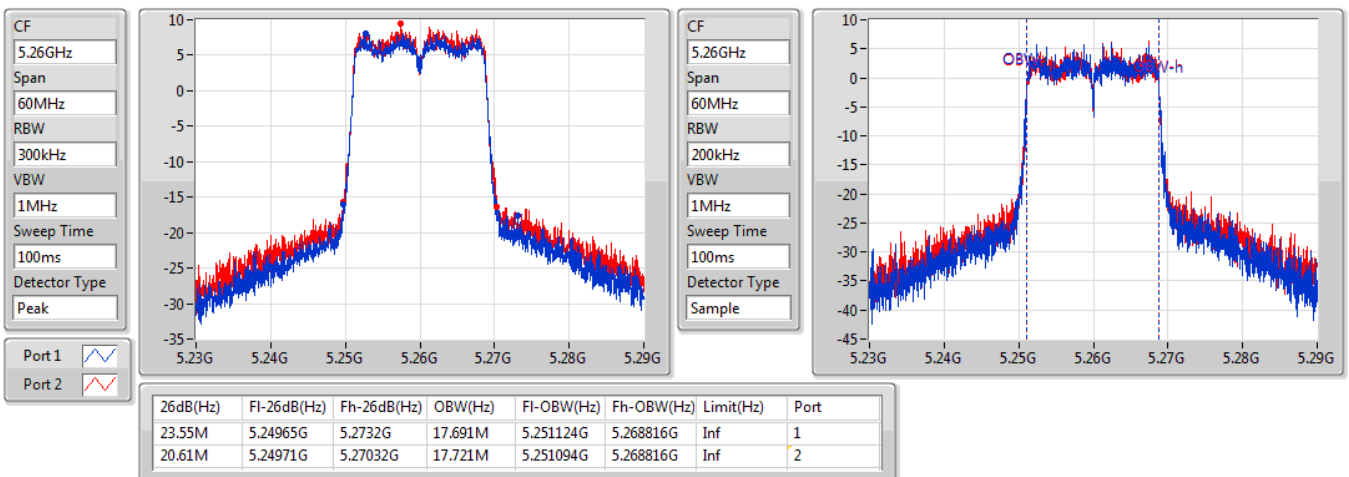


802.11ac VHT20_Nss1,(MCS0)_2TX

EBW

5260MHz

06/09/2019



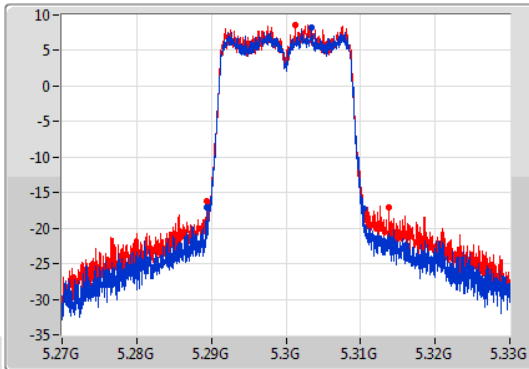
802.11ac VHT20_Nss1,(MCS0)_2TX

EBW

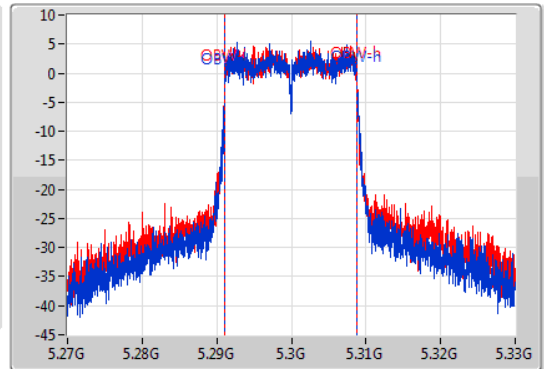
5300MHz

06/09/2019

CF
5.3GHz
Span
60MHz
RBW
300kHz
VBW
1MHz
Sweep Time
100ms
Detector Type
Peak



CF
5.3GHz
Span
60MHz
RBW
200kHz
VBW
1MHz
Sweep Time
100ms
Detector Type
Sample



26dB(Hz)	Fl-26dB(Hz)	Fh-26dB(Hz)	OBW(Hz)	Fl-OBW(Hz)	Fh-OBW(Hz)	Limit(Hz)	Port
20.97M	5.28947G	5.31044G	17.691M	5.291124G	5.308816G	Inf	1
24.39M	5.28935G	5.31374G	17.691M	5.291124G	5.308816G	Inf	2

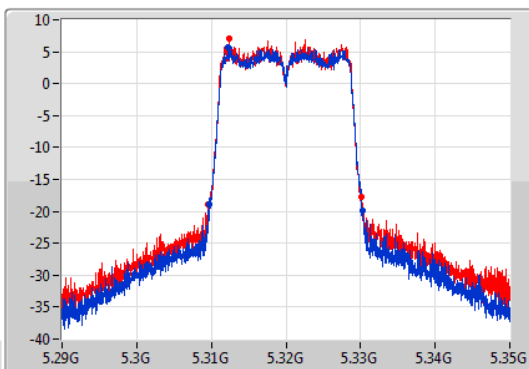
802.11ac VHT20_Nss1,(MCS0)_2TX

EBW

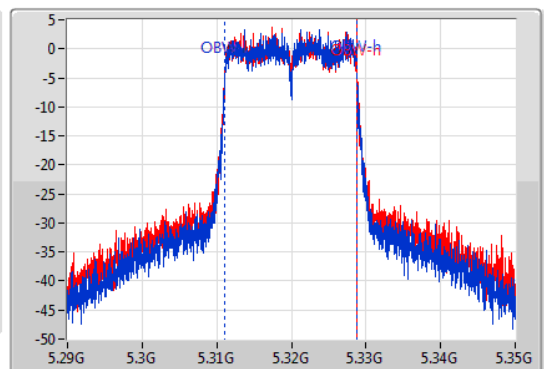
5320MHz

06/09/2019

CF
5.32GHz
Span
60MHz
RBW
300kHz
VBW
1MHz
Sweep Time
100ms
Detector Type
Peak



CF
5.32GHz
Span
60MHz
RBW
200kHz
VBW
1MHz
Sweep Time
100ms
Detector Type
Sample



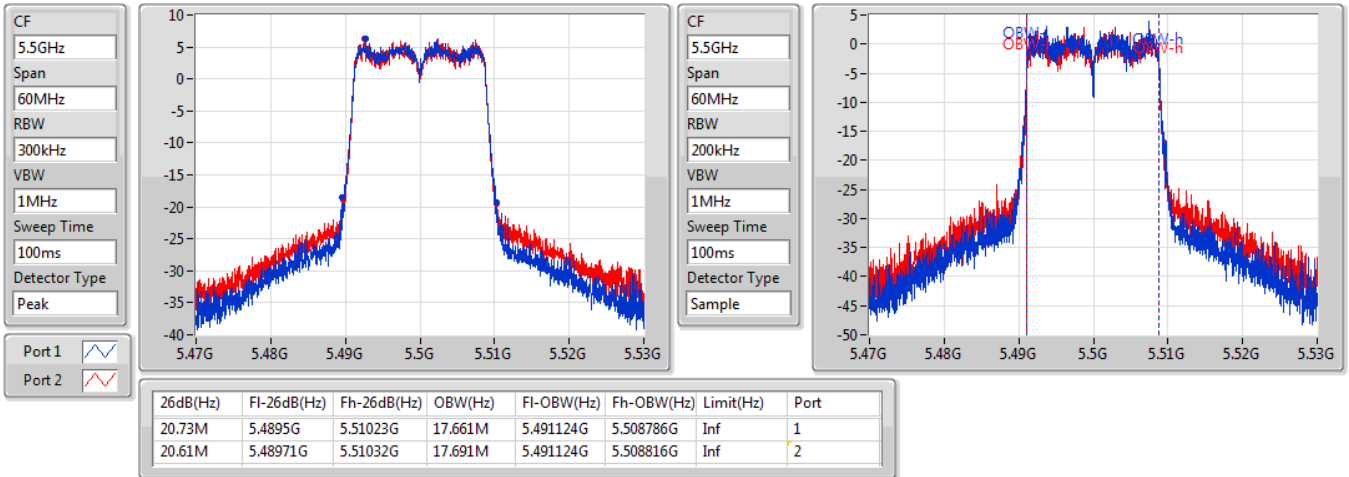
26dB(Hz)	Fl-26dB(Hz)	Fh-26dB(Hz)	OBW(Hz)	Fl-OBW(Hz)	Fh-OBW(Hz)	Limit(Hz)	Port
20.67M	5.30965G	5.33032G	17.661M	5.311124G	5.328786G	Inf	1
20.55M	5.30962G	5.33017G	17.691M	5.311124G	5.328816G	Inf	2

802.11ac VHT20_Nss1,(MCS0)_2TX

EBW

5500MHz

06/09/2019

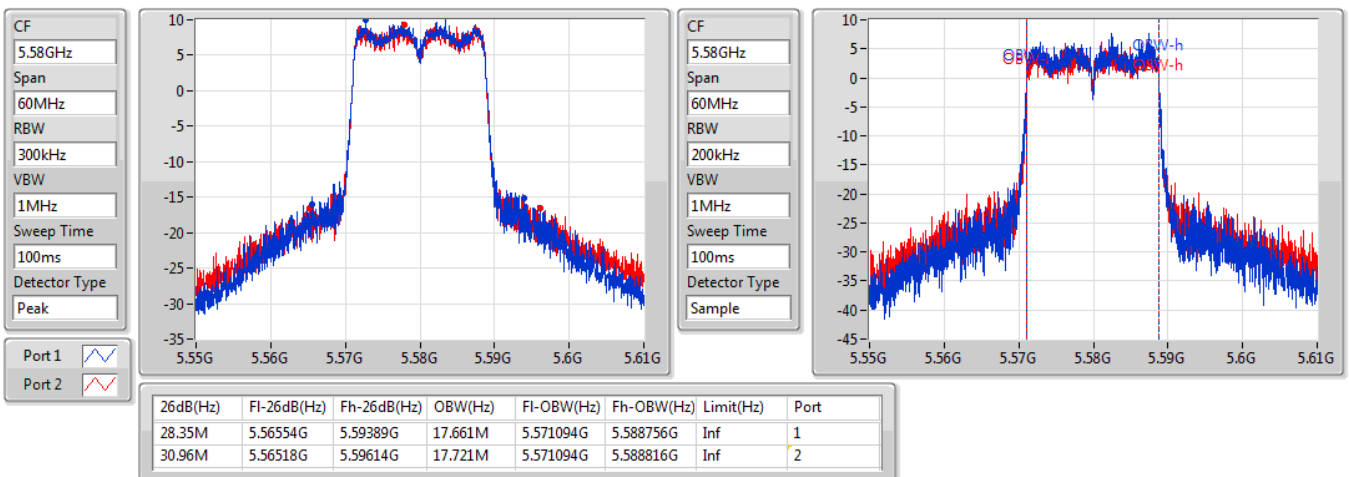


802.11ac VHT20_Nss1,(MCS0)_2TX

EBW

5580MHz

06/09/2019

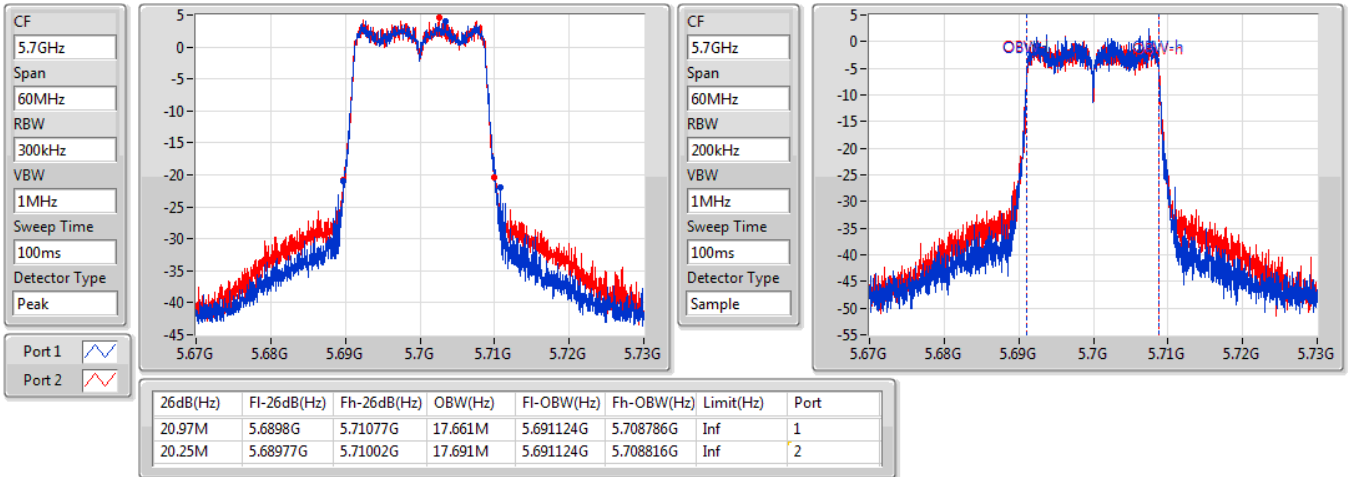


802.11ac VHT20_Nss1,(MCS0)_2TX

EBW

5700MHz

06/09/2019

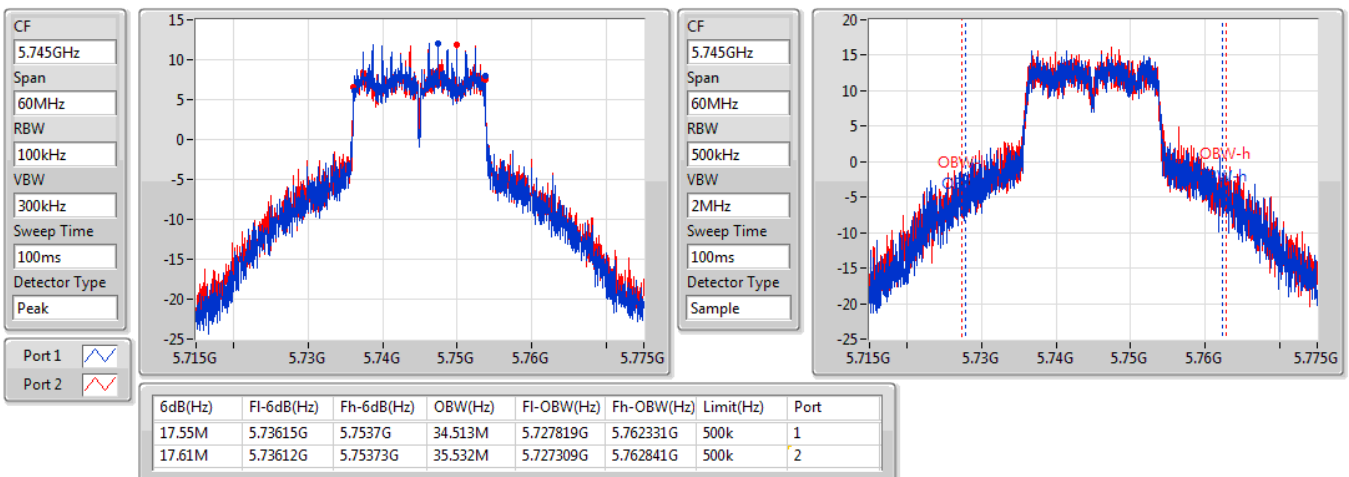


802.11ac VHT20_Nss1,(MCS0)_2TX

EBW

5745MHz

06/09/2019



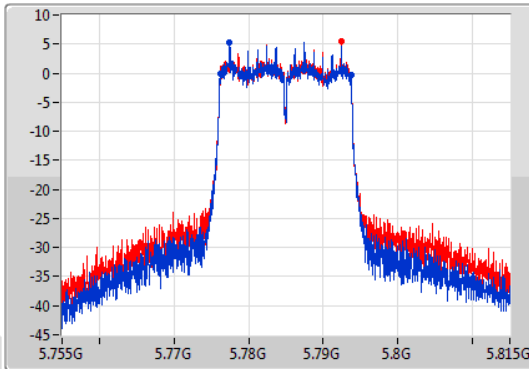
802.11ac VHT20_Nss1,(MCS0)_2TX

EBW

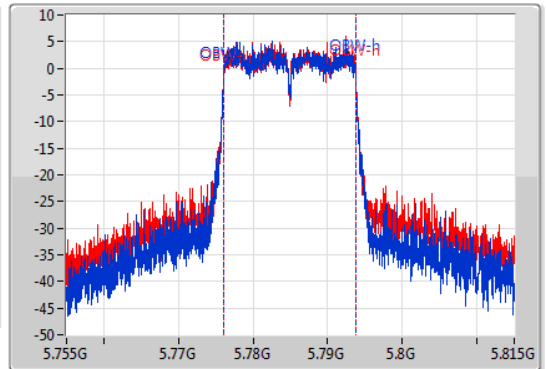
5785MHz

06/09/2019

CF
5.785GHz
Span
60MHz
RBW
100kHz
VBW
300kHz
Sweep Time
100ms
Detector Type
Peak



CF
5.785GHz
Span
60MHz
RBW
200kHz
VBW
1MHz
Sweep Time
100ms
Detector Type
Sample



6dB(Hz)	Fl-6dB(Hz)	Fh-6dB(Hz)	OBW(Hz)	Fl-OBW(Hz)	Fh-OBW(Hz)	Limit(Hz)	Port
17.55M	5.77615G	5.7937G	17.631M	5.776094G	5.793726G	500k	1
17.58M	5.77615G	5.79373G	17.691M	5.776064G	5.793756G	500k	2

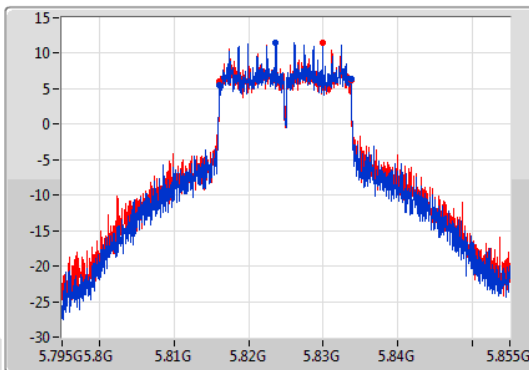
802.11ac VHT20_Nss1,(MCS0)_2TX

EBW

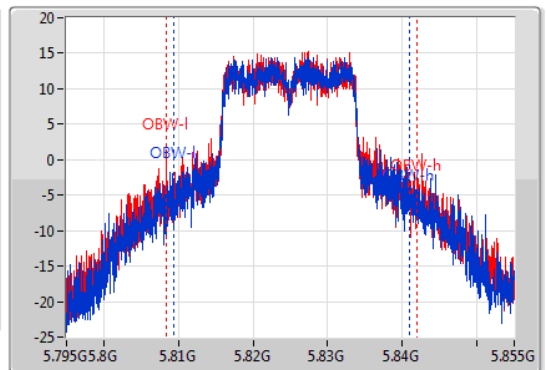
5825MHz

06/09/2019

CF
5.825GHz
Span
60MHz
RBW
100kHz
VBW
300kHz
Sweep Time
100ms
Detector Type
Peak



CF
5.825GHz
Span
60MHz
RBW
500kHz
VBW
2MHz
Sweep Time
100ms
Detector Type
Sample



6dB(Hz)	Fl-6dB(Hz)	Fh-6dB(Hz)	OBW(Hz)	Fl-OBW(Hz)	Fh-OBW(Hz)	Limit(Hz)	Port
17.61M	5.81609G	5.8337G	31.544M	5.809348G	5.840892G	500k	1
17.58M	5.81612G	5.8337G	33.523M	5.808418G	5.841942G	500k	2

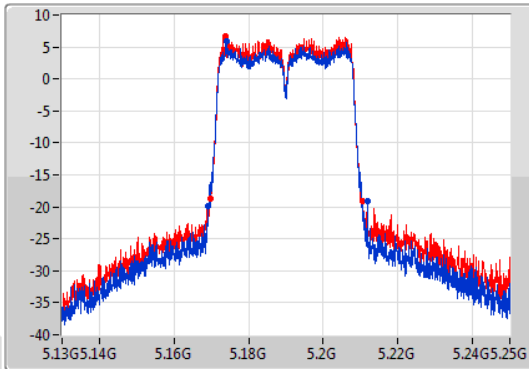
802.11ac VHT40_Nss1,(MCS0)_2TX

EBW

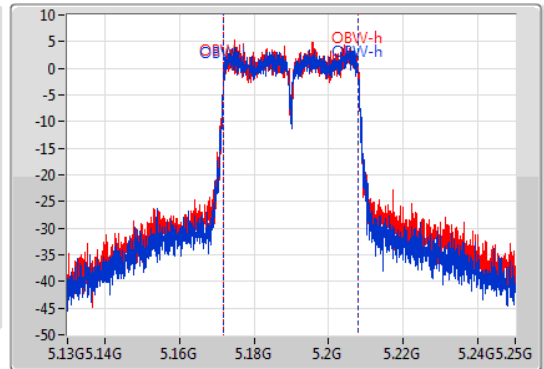
5190MHz

06/09/2019

CF
5.19GHz
Span
120MHz
RBW
500kHz
VBW
2MHz
Sweep Time
100ms
Detector Type
Peak



CF
5.19GHz
Span
120MHz
RBW
500kHz
VBW
2MHz
Sweep Time
100ms
Detector Type
Sample



26dB(Hz)	Fl-26dB(Hz)	Fh-26dB(Hz)	OBW(Hz)	Fl-OBW(Hz)	Fh-OBW(Hz)	Limit(Hz)	Port
42.78M	5.16906G	5.21184G	36.162M	5.171829G	5.207991G	Inf	1
40.8M	5.16966G	5.21046G	36.162M	5.171829G	5.207991G	Inf	2

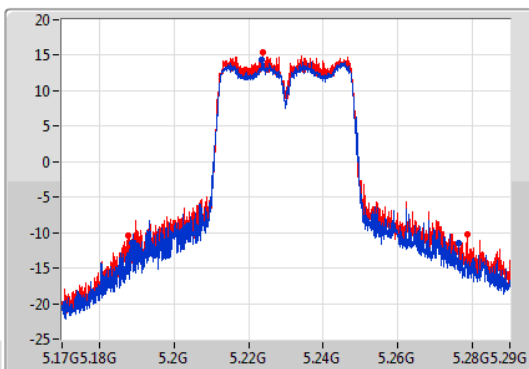
802.11ac VHT40_Nss1,(MCS0)_2TX

EBW

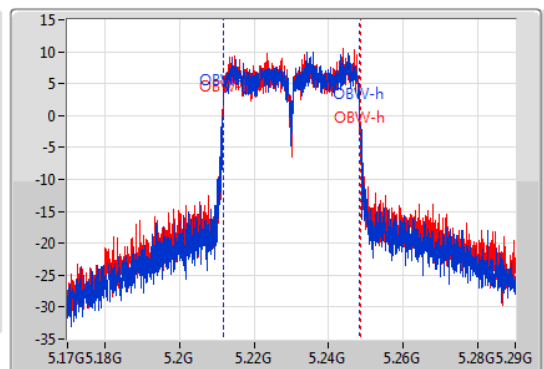
5230MHz

06/09/2019

CF
5.23GHz
Span
120MHz
RBW
1MHz
VBW
3MHz
Sweep Time
100ms
Detector Type
Peak



CF
5.23GHz
Span
120MHz
RBW
500kHz
VBW
2MHz
Sweep Time
100ms
Detector Type
Sample



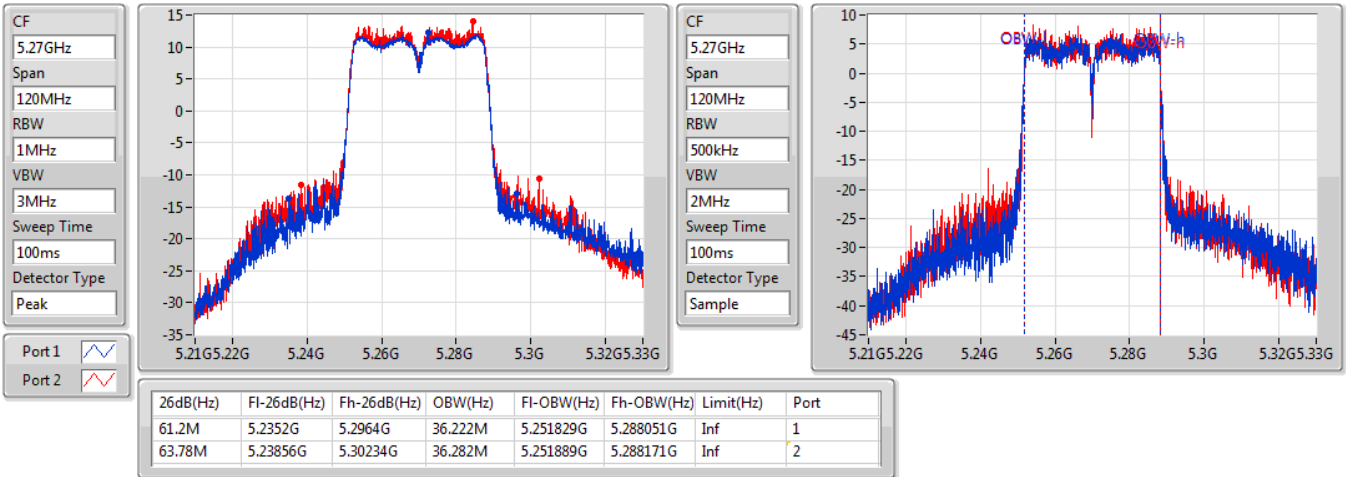
26dB(Hz)	Fl-26dB(Hz)	Fh-26dB(Hz)	OBW(Hz)	Fl-OBW(Hz)	Fh-OBW(Hz)	Limit(Hz)	Port
87.54M	5.18878G	5.27632G	36.522M	5.211769G	5.248291G	Inf	1
91.02M	5.18764G	5.27866G	36.762M	5.211649G	5.248411G	Inf	2

802.11ac VHT40_Nss1,(MCS0)_2TX

EBW

5270MHz

11/09/2019

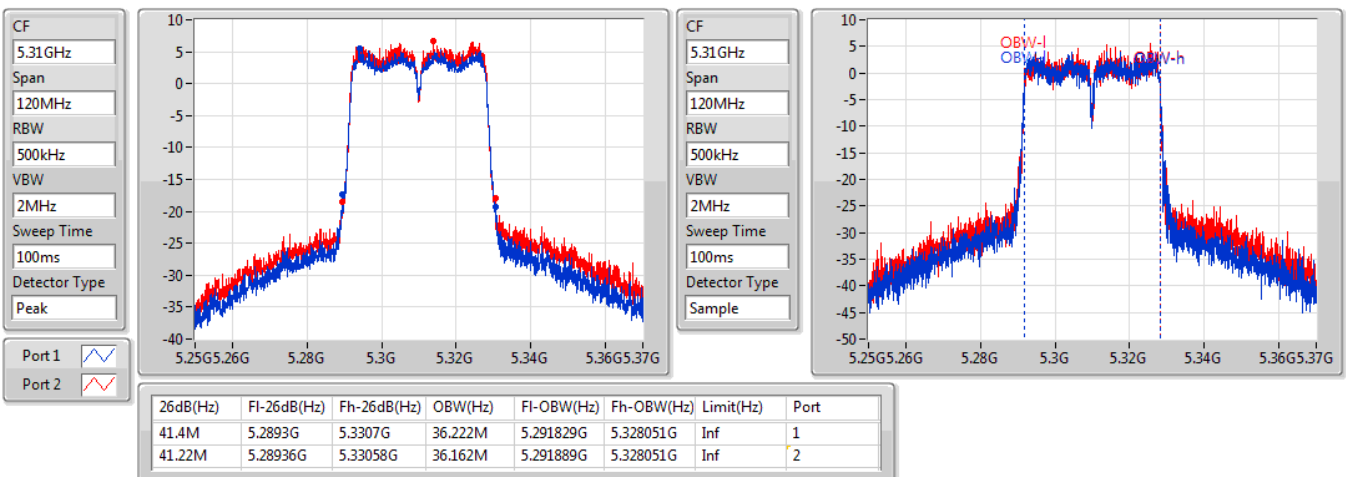


802.11ac VHT40_Nss1,(MCS0)_2TX

EBW

5310MHz

06/09/2019



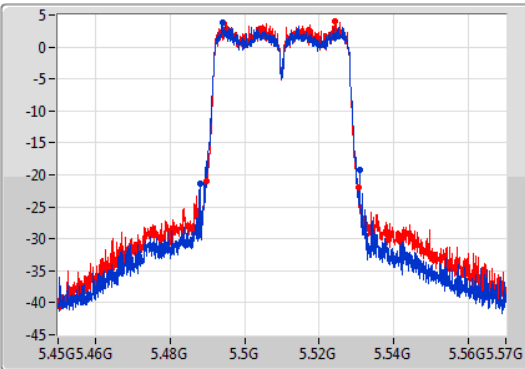
802.11ac VHT40_Nss1,(MCS0)_2TX

EBW

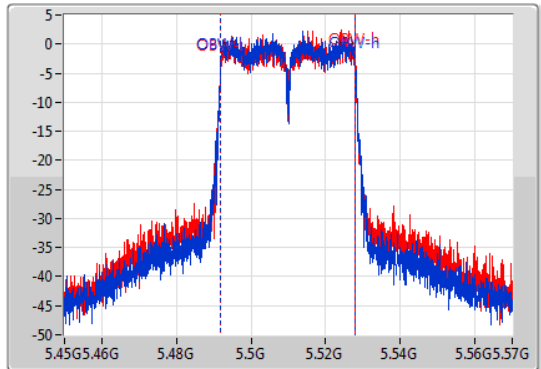
5510MHz

06/09/2019

CF
5.51GHz
Span
120MHz
RBW
500kHz
VBW
2MHz
Sweep Time
100ms
Detector Type
Peak



CF
5.51GHz
Span
120MHz
RBW
500kHz
VBW
2MHz
Sweep Time
100ms
Detector Type
Sample



26dB(Hz)	Fl-26dB(Hz)	Fh-26dB(Hz)	OBW(Hz)	Fl-OBW(Hz)	Fh-OBW(Hz)	Limit(Hz)	Port
42.84M	5.4881G	5.53094G	36.162M	5.491829G	5.527991G	Inf	1
40.74M	5.48966G	5.5304G	36.162M	5.491829G	5.527991G	Inf	2

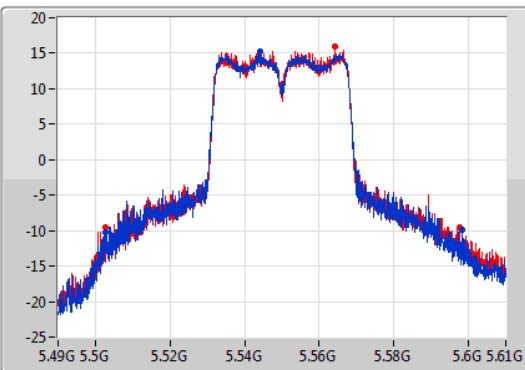
802.11ac VHT40_Nss1,(MCS0)_2TX

EBW

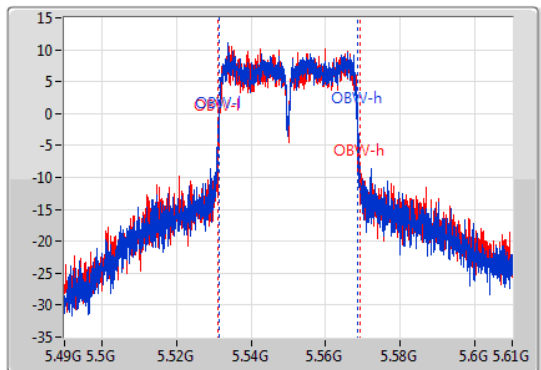
5550MHz

06/09/2019

CF
5.55GHz
Span
120MHz
RBW
1MHz
VBW
3MHz
Sweep Time
100ms
Detector Type
Peak



CF
5.55GHz
Span
120MHz
RBW
500kHz
VBW
2MHz
Sweep Time
100ms
Detector Type
Sample



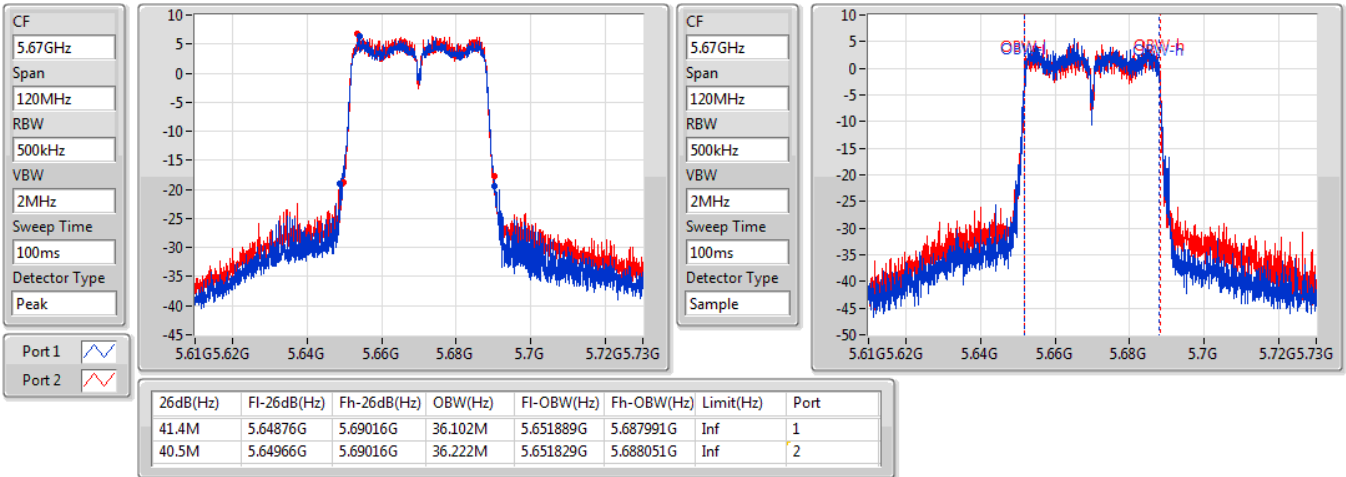
26dB(Hz)	Fl-26dB(Hz)	Fh-26dB(Hz)	OBW(Hz)	Fl-OBW(Hz)	Fh-OBW(Hz)	Limit(Hz)	Port
95.46M	5.50272G	5.59818G	37.301M	5.531349G	5.568651G	Inf	1
94.86M	5.50284G	5.5977G	38.021M	5.531229G	5.56925G	Inf	2

802.11ac VHT40_Nss1,(MCS0)_2TX

EBW

5670MHz

06/09/2019

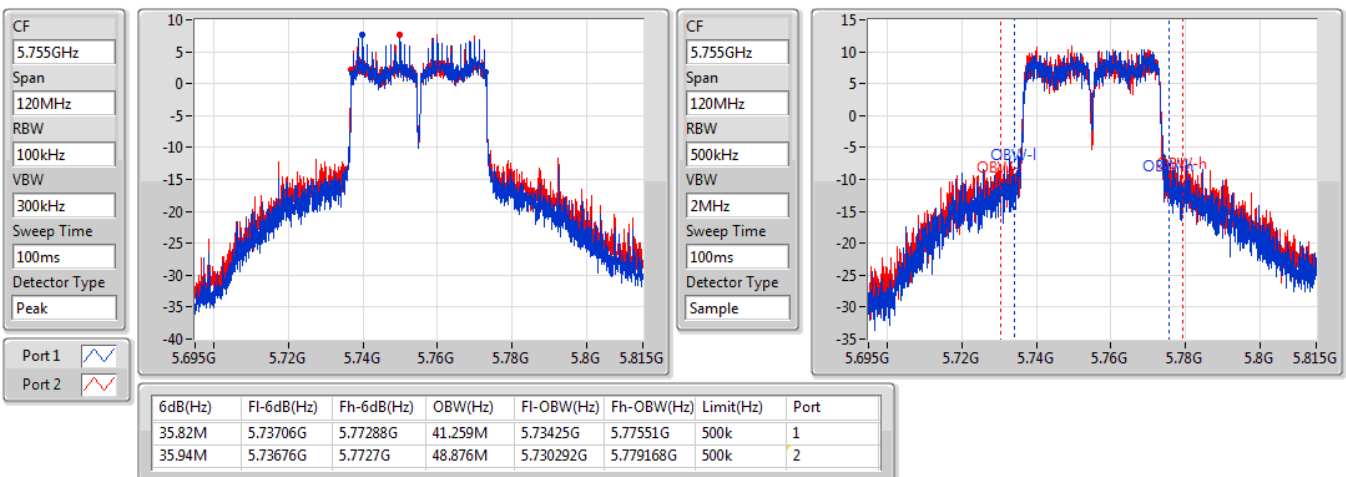


802.11ac VHT40_Nss1,(MCS0)_2TX

EBW

5755MHz

06/09/2019

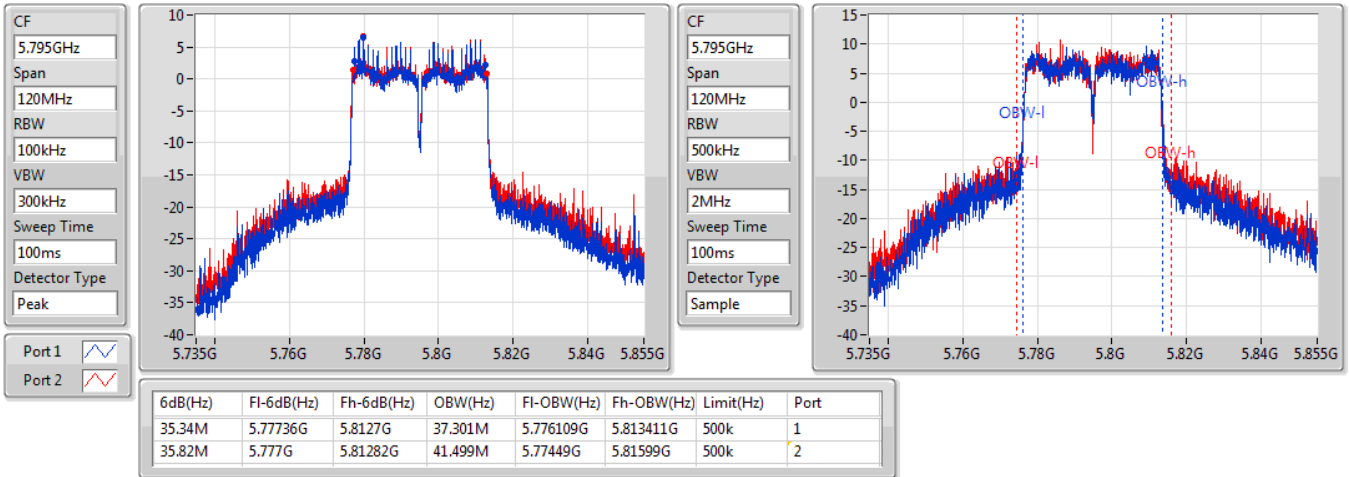


802.11ac VHT40_Nss1,(MCS0)_2TX

EBW

5795MHz

06/09/2019

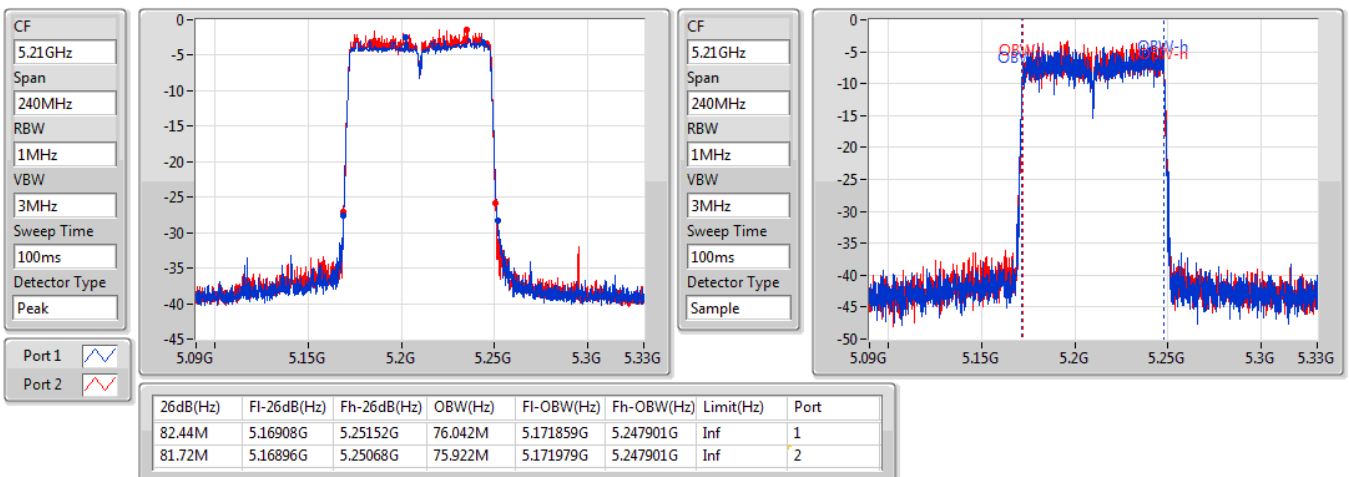


802.11ac VHT80_Nss1,(MCS0)_2TX

EBW

5210MHz

06/09/2019



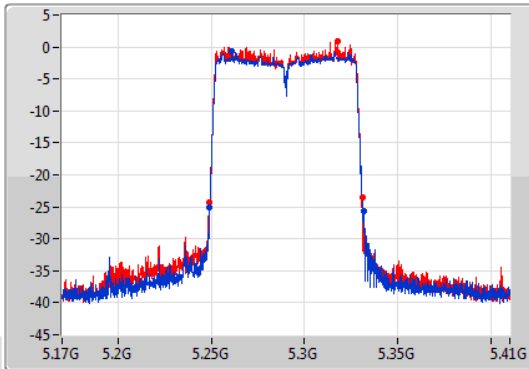
802.11ac VHT80_Nss1,(MCS0)_2TX

EBW

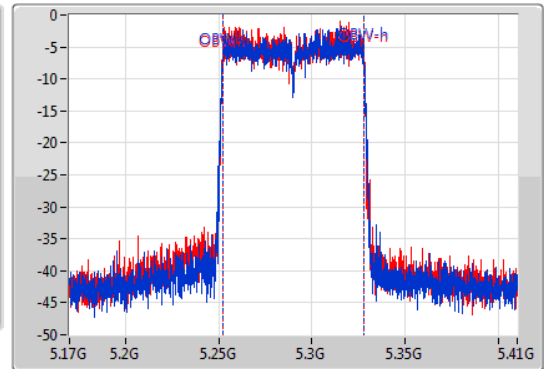
5290MHz

06/09/2019

CF
5.29GHz
Span
240MHz
RBW
1MHz
VBW
3MHz
Sweep Time
100ms
Detector Type
Peak



CF
5.29GHz
Span
240MHz
RBW
1MHz
VBW
3MHz
Sweep Time
100ms
Detector Type
Sample



26dB(Hz)	Fl-26dB(Hz)	Fh-26dB(Hz)	OBW(Hz)	Fl-OBW(Hz)	Fh-OBW(Hz)	Limit(Hz)	Port
82.44M	5.2492G	5.33164G	75.922M	5.251979G	5.327901G	Inf	1
81.72M	5.24908G	5.3308G	75.922M	5.251979G	5.327901G	Inf	2

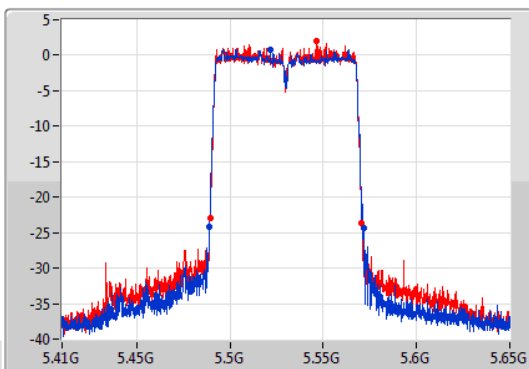
802.11ac VHT80_Nss1,(MCS0)_2TX

EBW

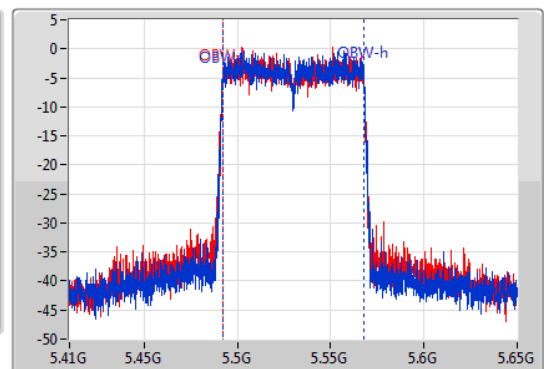
5530MHz

06/09/2019

CF
5.53GHz
Span
240MHz
RBW
1MHz
VBW
3MHz
Sweep Time
100ms
Detector Type
Peak



CF
5.53GHz
Span
240MHz
RBW
1MHz
VBW
3MHz
Sweep Time
100ms
Detector Type
Sample



26dB(Hz)	Fl-26dB(Hz)	Fh-26dB(Hz)	OBW(Hz)	Fl-OBW(Hz)	Fh-OBW(Hz)	Limit(Hz)	Port
82.68M	5.48908G	5.57176G	75.802M	5.491979G	5.567781G	Inf	1
81.36M	5.48932G	5.57068G	75.922M	5.491979G	5.567901G	Inf	2

802.11ac VHT80_Nss1,(MCS0)_2TX

EBW

5610MHz

06/09/2019

CF
5.61GHz

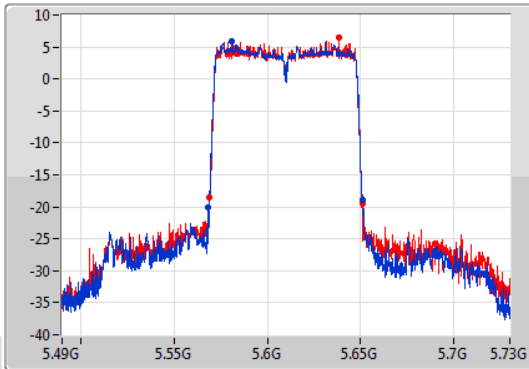
Span
240MHz

RBW
1MHz

VBW
3MHz

Sweep Time
100ms

Detector Type
Peak



CF
5.61GHz

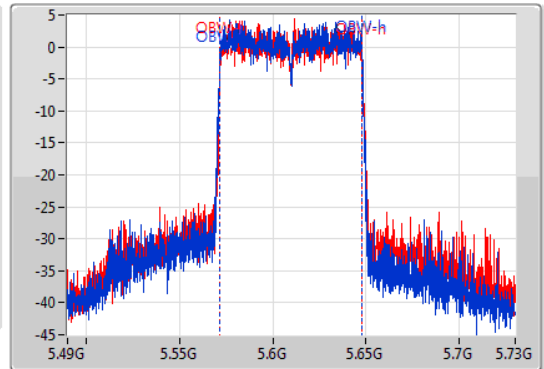
Span
240MHz

RBW
1MHz

VBW
3MHz

Sweep Time
100ms

Detector Type
Sample



26dB(Hz)	Fl-26dB(Hz)	Fh-26dB(Hz)	OBW(Hz)	Fl-OBW(Hz)	Fh-OBW(Hz)	Limit(Hz)	Port
83.28M	5.56812G	5.6514G	75.922M	5.571859G	5.647781G	Inf	1
82.08M	5.56896G	5.65104G	76.042M	5.571859G	5.647901G	Inf	2

802.11ac VHT80_Nss1,(MCS0)_2TX

EBW

5775MHz

06/09/2019

CF
5.775GHz

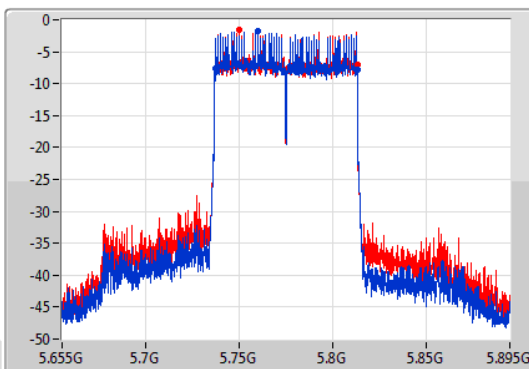
Span
240MHz

RBW
100kHz

VBW
300kHz

Sweep Time
100ms

Detector Type
Peak



CF
5.775GHz

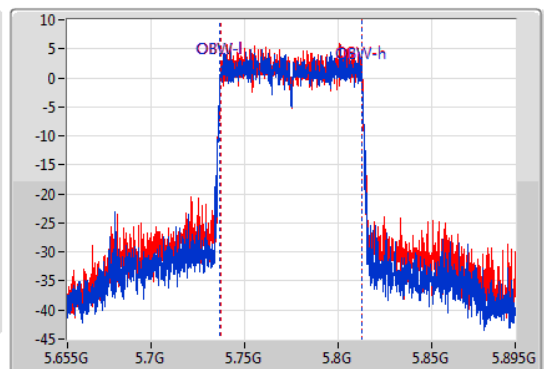
Span
240MHz

RBW
1MHz

VBW
3MHz

Sweep Time
100ms

Detector Type
Sample



6dB(Hz)	Fl-6dB(Hz)	Fh-6dB(Hz)	OBW(Hz)	Fl-OBW(Hz)	Fh-OBW(Hz)	Limit(Hz)	Port
76.08M	5.73708G	5.81316G	76.042M	5.736859G	5.812901G	500k	1
76.2M	5.73696G	5.81316G	75.922M	5.736979G	5.812901G	500k	2

Summary

Mode	Max-N dB (Hz)	Max-OBW (Hz)	ITU-Code	Min-N dB (Hz)	Min-OBW (Hz)
5.15-5.25GHz	-	-	-	-	-
802.11a_Nss1,(6Mbps)_2TX	37.08M	16.762M	16M8D1D	19.56M	16.552M
802.11ac VHT20_Nss1,(MCS0)_2TX	44.73M	17.871M	17M9D1D	20.73M	17.631M
802.11ac VHT40_Nss1,(MCS0)_2TX	81.72M	36.282M	36M3D1D	40.68M	36.162M
802.11ac VHT80_Nss1,(MCS0)_2TX	82.8M	75.922M	75M9D1D	81.96M	75.802M
5.25-5.35GHz	-	-	-	-	-
802.11a_Nss1,(6Mbps)_2TX	36.72M	16.702M	16M7D1D	19.68M	16.522M
802.11ac VHT20_Nss1,(MCS0)_2TX	43.35M	17.811M	17M8D1D	20.37M	17.631M
802.11ac VHT40_Nss1,(MCS0)_2TX	63.78M	36.282M	36M3D1D	41.4M	36.102M
802.11ac VHT80_Nss1,(MCS0)_2TX	83.28M	76.042M	76M0D1D	81.84M	75.922M
5.47-5.725GHz	-	-	-	-	-
802.11a_Nss1,(6Mbps)_2TX	19.95M	16.612M	16M6D1D	19.53M	16.522M
802.11ac VHT20_Nss1,(MCS0)_2TX	30.96M	17.721M	17M7D1D	20.19M	17.631M
802.11ac VHT40_Nss1,(MCS0)_2TX	41.34M	36.222M	36M2D1D	40.74M	36.102M
802.11ac VHT80_Nss1,(MCS0)_2TX	82.2M	75.922M	75M9D1D	81.24M	75.802M
5.725-5.85GHz	-	-	-	-	-
802.11a_Nss1,(6Mbps)_2TX	16.35M	27.856M	27M9D1D	16.32M	16.522M
802.11ac VHT20_Nss1,(MCS0)_2TX	17.55M	27.526M	27M5D1D	17.28M	17.601M
802.11ac VHT40_Nss1,(MCS0)_2TX	35.7M	36.282M	36M3D1D	35.52M	36.102M
802.11ac VHT80_Nss1,(MCS0)_2TX	76.32M	76.042M	76M0D1D	76.08M	76.042M

Max-N dB = Maximum 6dB down bandwidth for 5.725-5.85GHz band / Maximum 26dB down bandwidth for other band;
Max-OBW = Maximum 99% occupied bandwidth;
Min-N dB = Minimum 6dB down bandwidth for 5.725-5.85GHz band / Maximum 26dB down bandwidth for other band;
Min-OBW = Minimum 99% occupied bandwidth;



Result

Mode	Result	Limit (Hz)	Port 1-N dB (Hz)	Port 1-OBW (Hz)	Port 2-N dB (Hz)	Port 2-OBW (Hz)
802.11a_Nss1,(6Mbps)_2TX	-	-	-	-	-	-
5180MHz	Pass	Inf	19.62M	16.552M	19.56M	16.552M
5200MHz	Pass	Inf	37.08M	16.672M	37.08M	16.732M
5240MHz	Pass	Inf	35.01M	16.642M	36.72M	16.762M
5260MHz	Pass	Inf	35.07M	16.642M	36.72M	16.702M
5300MHz	Pass	Inf	26.25M	16.582M	28.68M	16.642M
5320MHz	Pass	Inf	19.71M	16.552M	19.68M	16.522M
5500MHz	Pass	Inf	19.59M	16.522M	19.68M	16.522M
5580MHz	Pass	Inf	19.95M	16.612M	19.53M	16.522M
5700MHz	Pass	Inf	19.8M	16.582M	19.74M	16.522M
5745MHz	Pass	500k	16.32M	16.582M	16.35M	16.612M
5785MHz	Pass	500k	16.35M	16.522M	16.35M	16.552M
5825MHz	Pass	500k	16.32M	25.487M	16.35M	27.856M
802.11ac VHT20_Nss1,(MCS0)_2TX	-	-	-	-	-	-
5180MHz	Pass	Inf	20.73M	17.661M	20.73M	17.631M
5200MHz	Pass	Inf	24.27M	17.631M	28.41M	17.691M
5240MHz	Pass	Inf	44.73M	17.811M	43.83M	17.871M
5260MHz	Pass	Inf	43.35M	17.751M	42.15M	17.811M
5300MHz	Pass	Inf	22.53M	17.661M	28.29M	17.691M
5320MHz	Pass	Inf	20.37M	17.631M	22.8M	17.661M
5500MHz	Pass	Inf	20.55M	17.631M	20.19M	17.631M
5580MHz	Pass	Inf	28.35M	17.661M	30.96M	17.721M
5700MHz	Pass	Inf	20.97M	17.661M	20.25M	17.691M
5745MHz	Pass	500k	17.55M	17.781M	17.55M	17.871M
5785MHz	Pass	500k	17.55M	17.631M	17.55M	17.601M
5825MHz	Pass	500k	17.28M	23.838M	17.55M	27.526M
802.11ac VHT40_Nss1,(MCS0)_2TX	-	-	-	-	-	-
5190MHz	Pass	Inf	40.68M	36.162M	41.34M	36.162M
5230MHz	Pass	Inf	81.72M	36.282M	75.84M	36.282M
5270MHz	Pass	Inf	61.2M	36.222M	63.78M	36.282M
5310MHz	Pass	Inf	41.64M	36.102M	41.4M	36.162M
5510MHz	Pass	Inf	41.1M	36.102M	40.98M	36.222M
5550MHz	Pass	Inf	40.92M	36.162M	41.34M	36.222M
5670MHz	Pass	Inf	40.92M	36.162M	40.74M	36.102M
5755MHz	Pass	500k	35.52M	36.282M	35.7M	36.162M
5795MHz	Pass	500k	35.64M	36.162M	35.52M	36.102M
802.11ac VHT80_Nss1,(MCS0)_2TX	-	-	-	-	-	-
5210MHz	Pass	Inf	82.8M	75.922M	81.96M	75.802M
5290MHz	Pass	Inf	83.28M	76.042M	81.84M	75.922M
5530MHz	Pass	Inf	82.2M	75.922M	81.48M	75.802M
5610MHz	Pass	Inf	82.2M	75.922M	81.24M	75.922M
5775MHz	Pass	500k	76.08M	76.042M	76.32M	76.042M

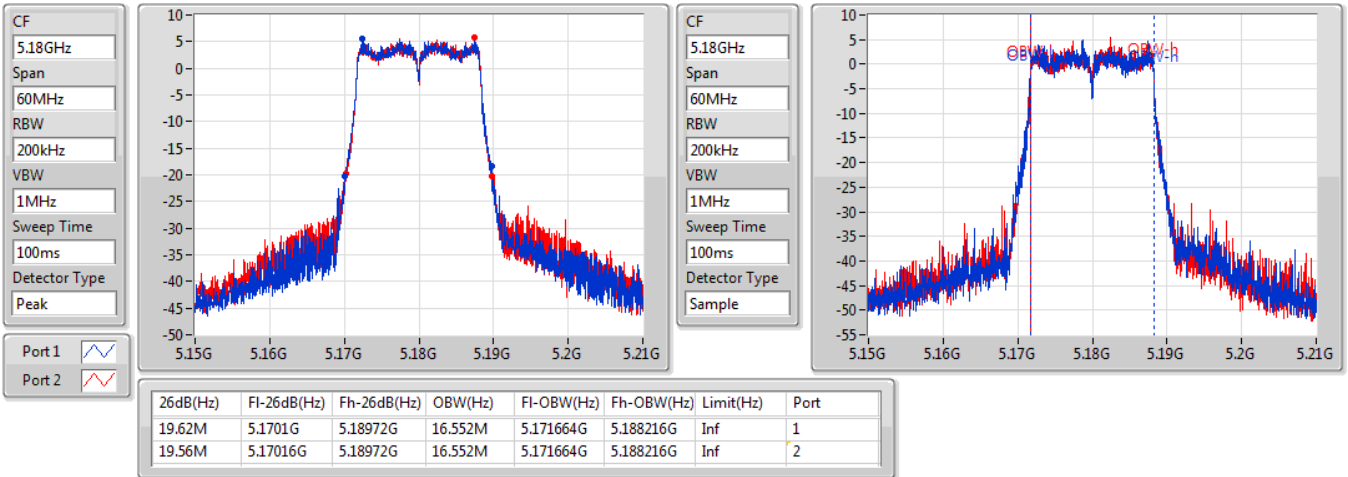
Port X-N dB = Port X 6dB down bandwidth for 5.725-5.85GHz band / 26dB down bandwidth for other band
 Port X-OBW = Port X 99% occupied bandwidth;

802.11a_Nss1,(6Mbps)_2TX

EBW

5180MHz

11/09/2019

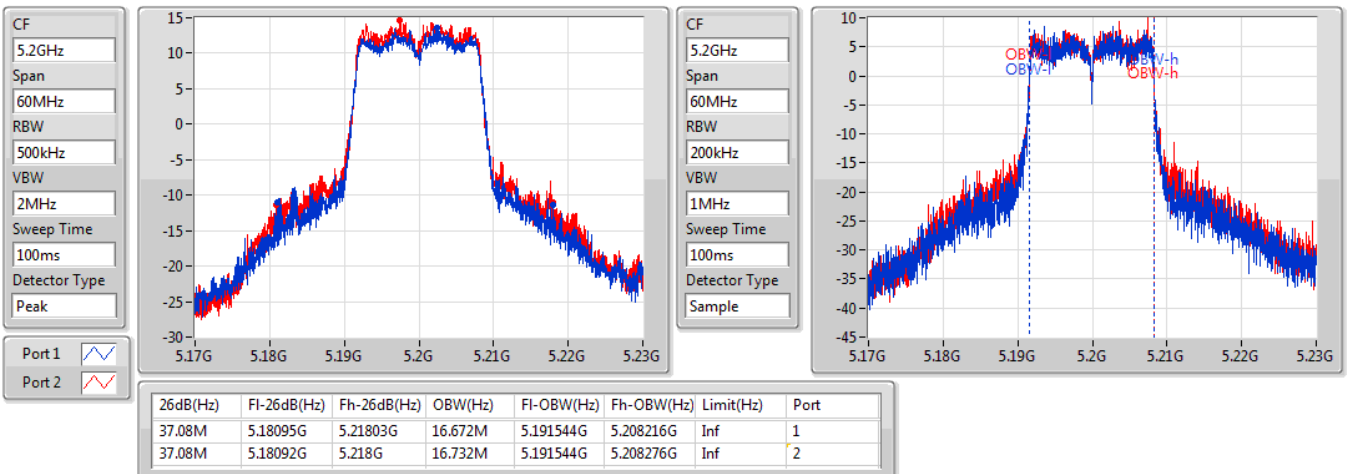


802.11a_Nss1,(6Mbps)_2TX

EBW

5200MHz

11/09/2019

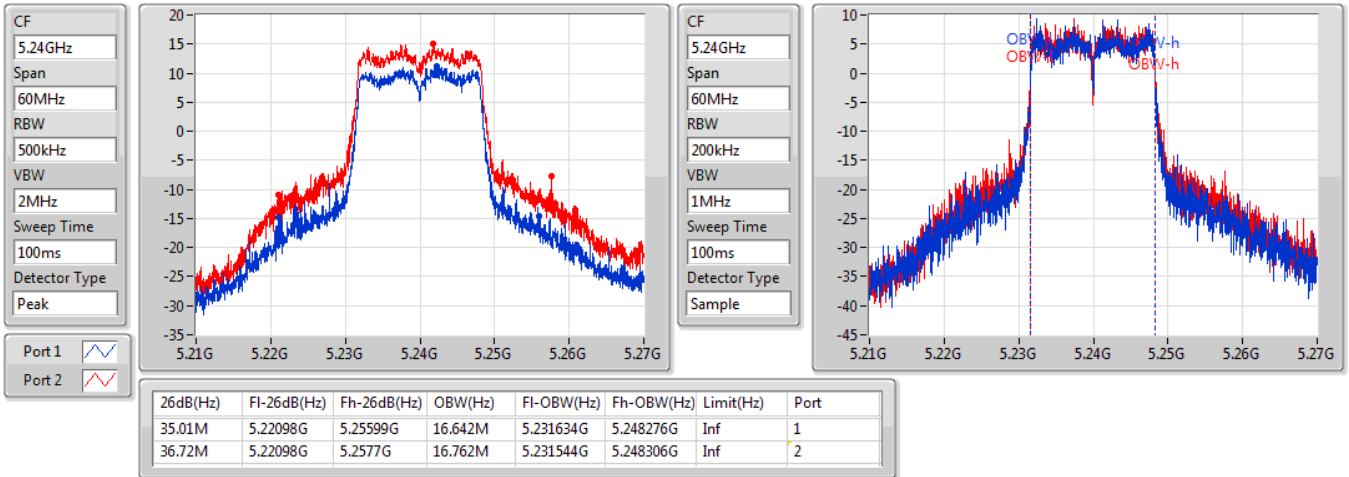


802.11a_Nss1,(6Mbps)_2TX

EBW

5240MHz

11/09/2019

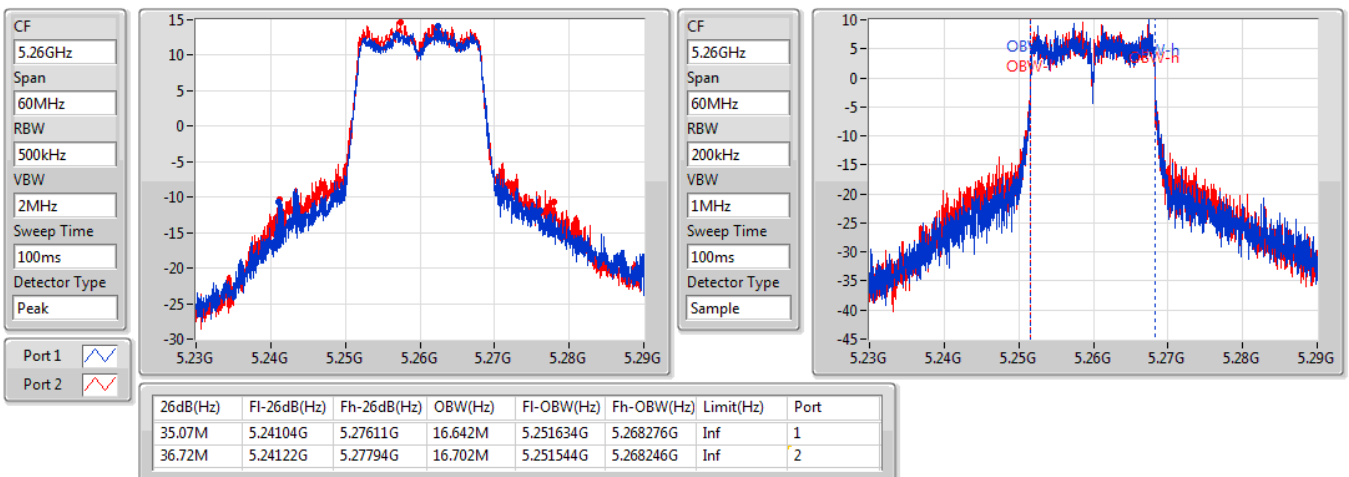


802.11a_Nss1,(6Mbps)_2TX

EBW

5260MHz

11/09/2019

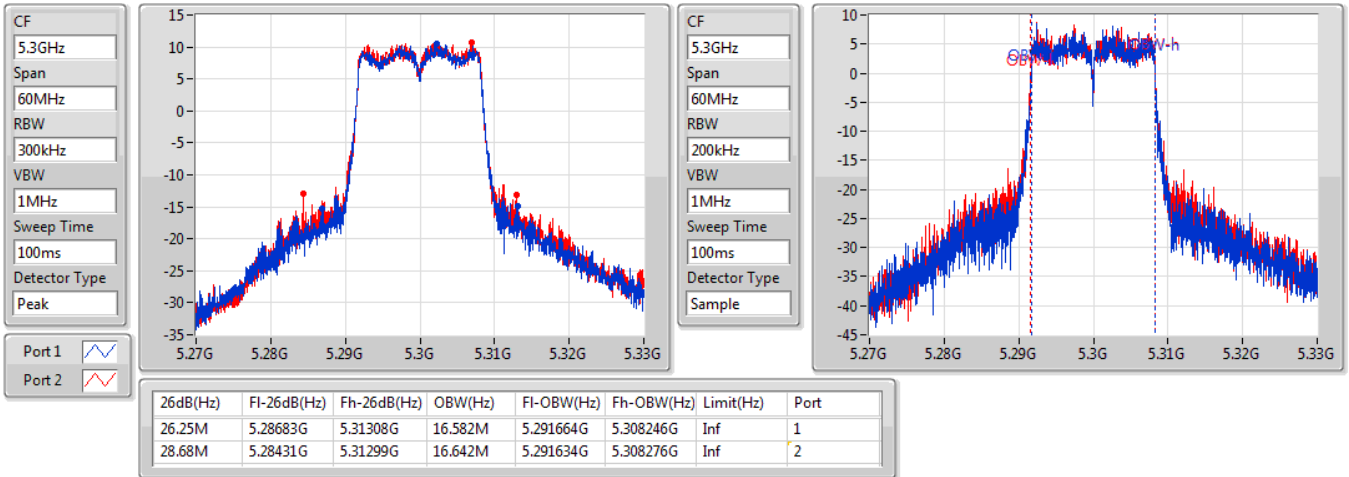


802.11a_Nss1,(6Mbps)_2TX

EBW

5300MHz

11/09/2019

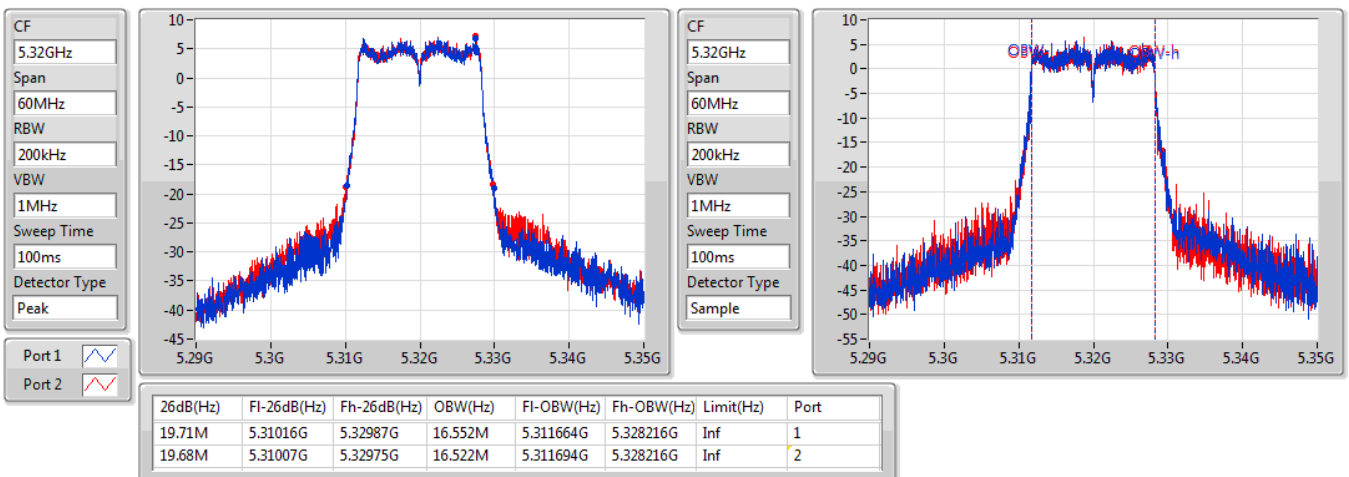


802.11a_Nss1,(6Mbps)_2TX

EBW

5320MHz

11/09/2019

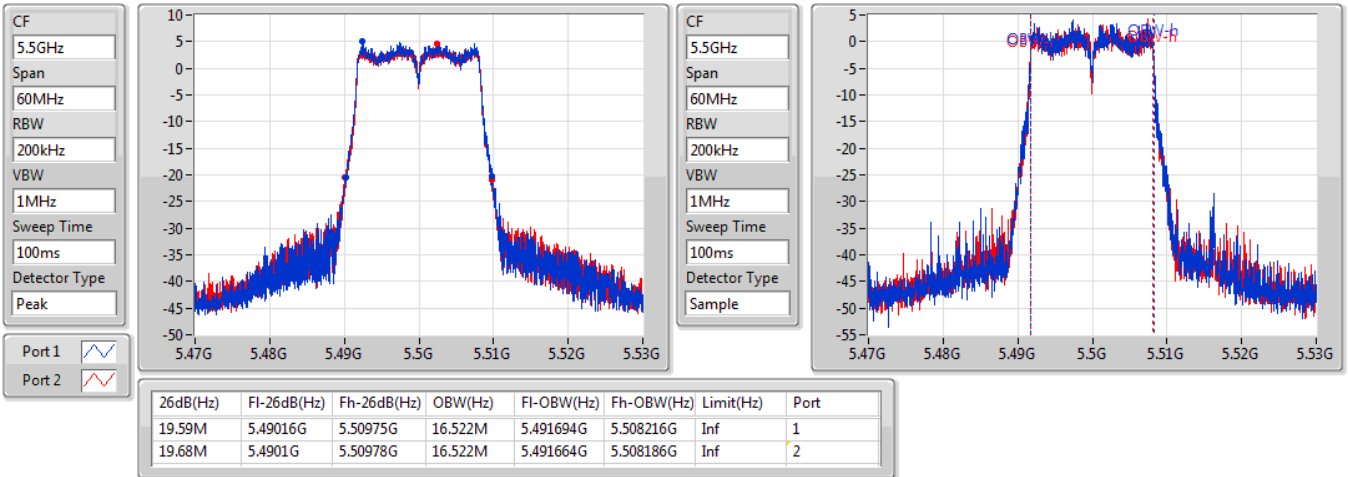


802.11a_Nss1,(6Mbps)_2TX

EBW

5500MHz

11/09/2019

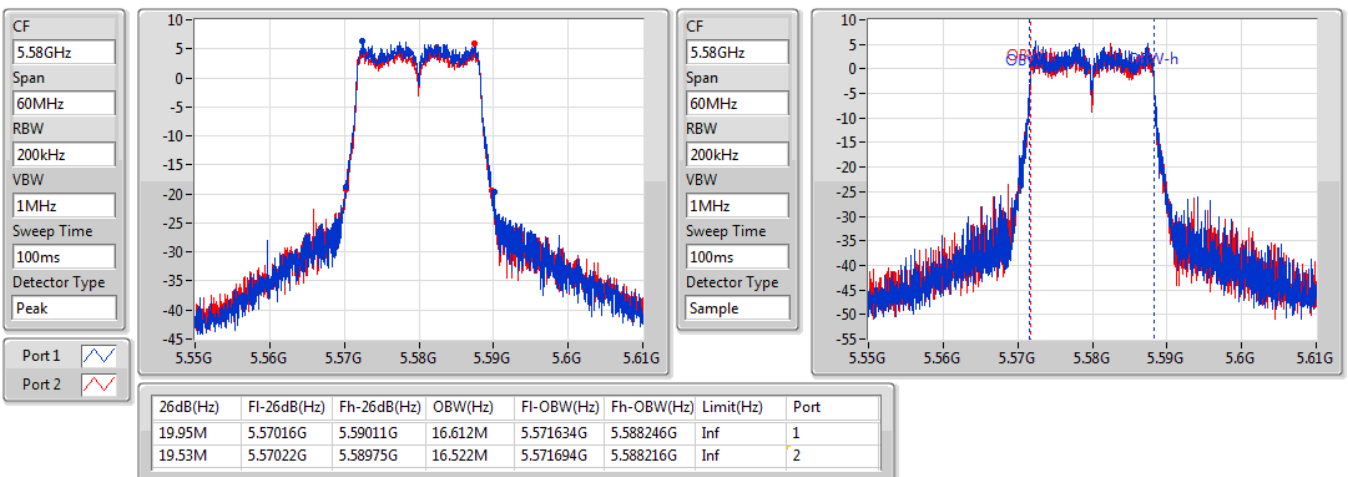


802.11a_Nss1,(6Mbps)_2TX

EBW

5580MHz

11/09/2019



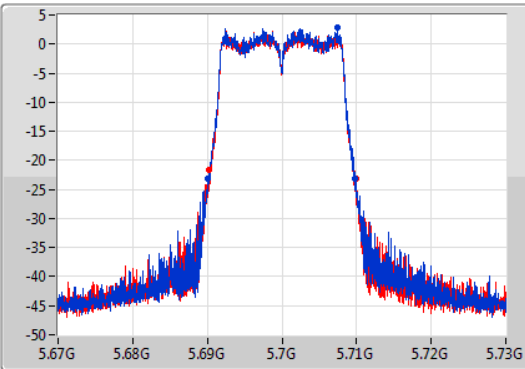
802.11a_Nss1,(6Mbps)_2TX

EBW

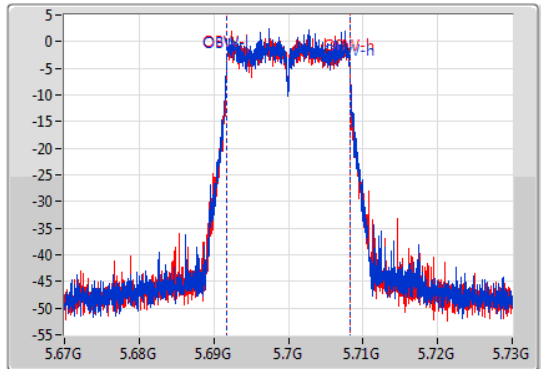
5700MHz

11/09/2019

CF
5.7GHz
Span
60MHz
RBW
200kHz
VBW
1MHz
Sweep Time
100ms
Detector Type
Peak



CF
5.7GHz
Span
60MHz
RBW
200kHz
VBW
1MHz
Sweep Time
100ms
Detector Type
Sample



26dB(Hz)	Fl-26dB(Hz)	Fh-26dB(Hz)	OBW(Hz)	Fl-OBW(Hz)	Fh-OBW(Hz)	Limit(Hz)	Port
19.8M	5.69004G	5.70984G	16.582M	5.691664G	5.708246G	Inf	1
19.74M	5.69016G	5.7099G	16.522M	5.691694G	5.708216G	Inf	2

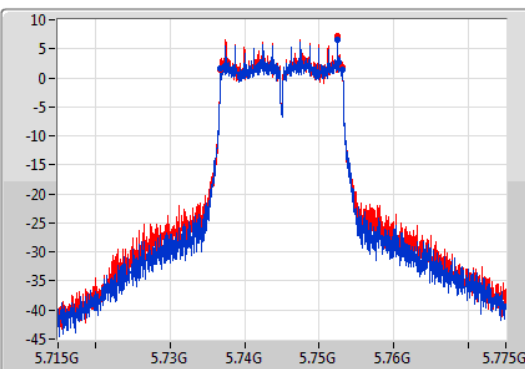
802.11a_Nss1,(6Mbps)_2TX

EBW

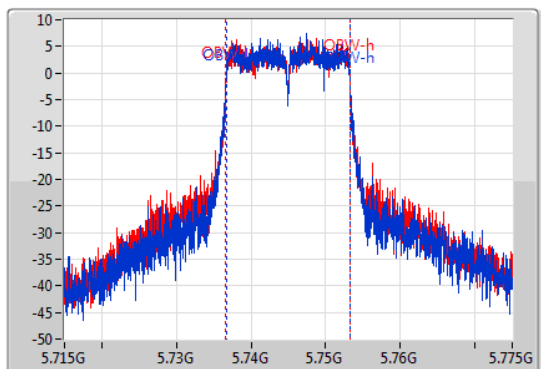
5745MHz

11/09/2019

CF
5.745GHz
Span
60MHz
RBW
100kHz
VBW
300kHz
Sweep Time
100ms
Detector Type
Peak



CF
5.745GHz
Span
60MHz
RBW
200kHz
VBW
1MHz
Sweep Time
100ms
Detector Type
Sample



6dB(Hz)	Fl-6dB(Hz)	Fh-6dB(Hz)	OBW(Hz)	Fl-OBW(Hz)	Fh-OBW(Hz)	Limit(Hz)	Port
16.32M	5.73681G	5.75313G	16.582M	5.736664G	5.753246G	500k	1
16.35M	5.73678G	5.75313G	16.612M	5.736634G	5.753246G	500k	2

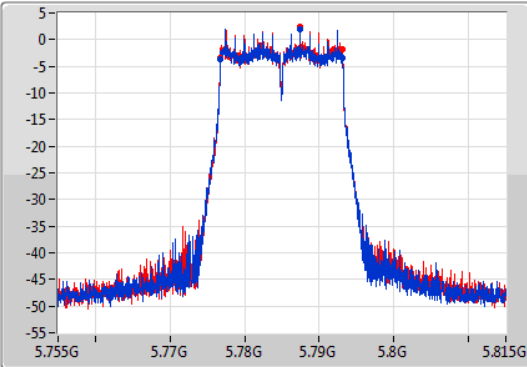
802.11a_Nss1,(6Mbps)_2TX

EBW

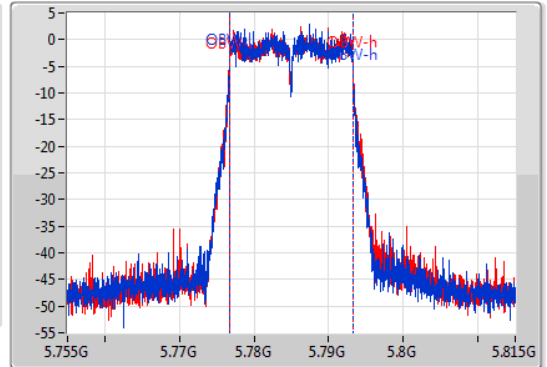
5785MHz

11/09/2019

CF
5.785GHz
Span
60MHz
RBW
100kHz
VBW
300kHz
Sweep Time
100ms
Detector Type
Peak



CF
5.785GHz
Span
60MHz
RBW
200kHz
VBW
1MHz
Sweep Time
100ms
Detector Type
Sample



6dB(Hz)	Fl-6dB(Hz)	Fh-6dB(Hz)	OBW(Hz)	Fl-OBW(Hz)	Fh-OBW(Hz)	Limit(Hz)	Port
16.35M	5.77678G	5.79313G	16.522M	5.776694G	5.793216G	500k	1
16.35M	5.77678G	5.79313G	16.552M	5.776694G	5.793246G	500k	2

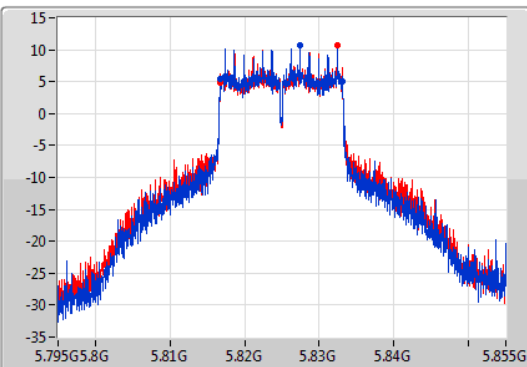
802.11a_Nss1,(6Mbps)_2TX

EBW

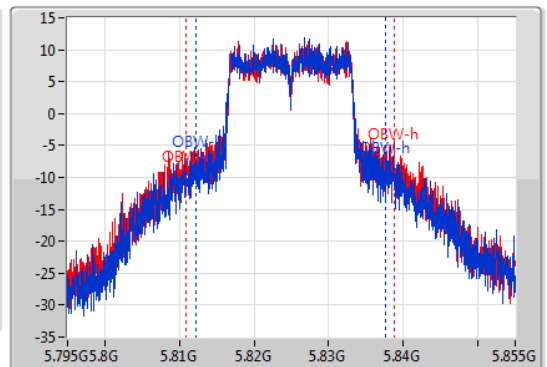
5825MHz

11/09/2019

CF
5.825GHz
Span
60MHz
RBW
100kHz
VBW
300kHz
Sweep Time
100ms
Detector Type
Peak



CF
5.825GHz
Span
60MHz
RBW
300kHz
VBW
1MHz
Sweep Time
100ms
Detector Type
Sample



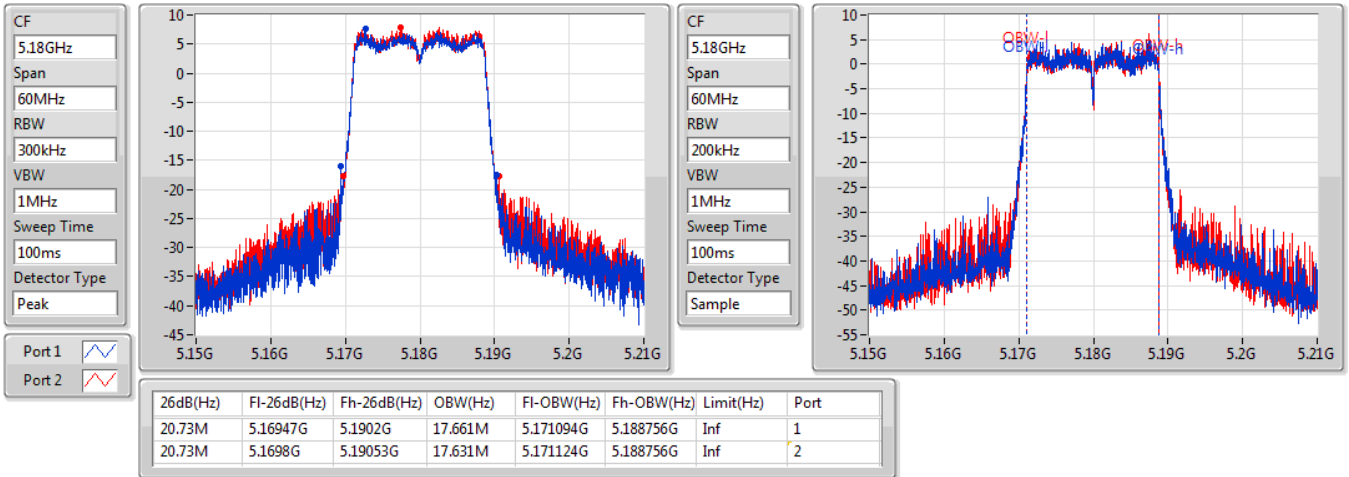
6dB(Hz)	Fl-6dB(Hz)	Fh-6dB(Hz)	OBW(Hz)	Fl-OBW(Hz)	Fh-OBW(Hz)	Limit(Hz)	Port
16.32M	5.81678G	5.8331G	25.487M	5.812166G	5.837654G	500k	1
16.35M	5.81675G	5.8331G	27.856M	5.810937G	5.838793G	500k	2

802.11ac VHT20_Nss1,(MCS0)_2TX

EBW

5180MHz

11/09/2019

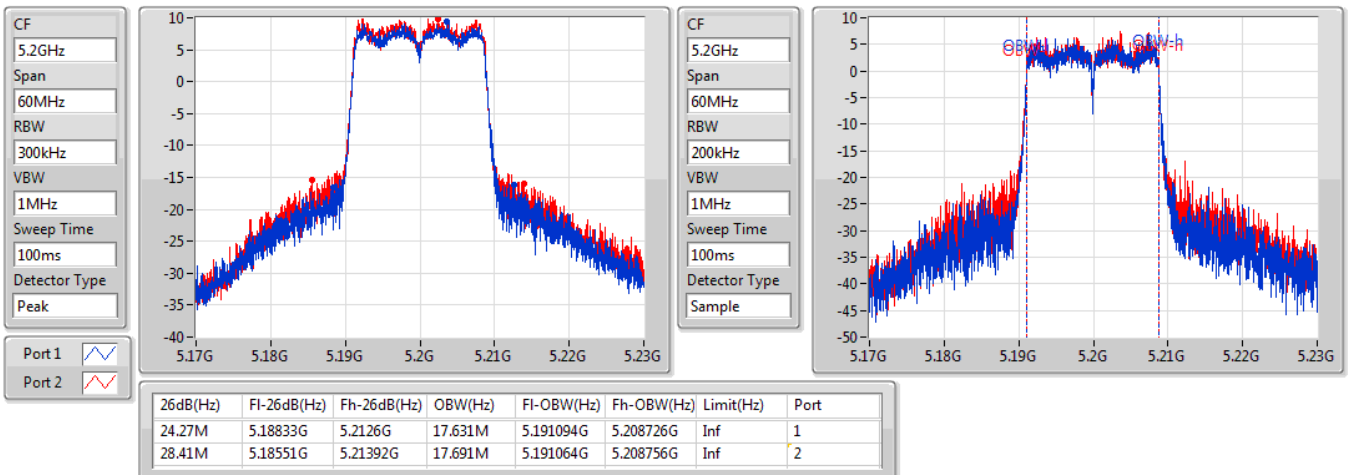


802.11ac VHT20_Nss1,(MCS0)_2TX

EBW

5200MHz

11/09/2019



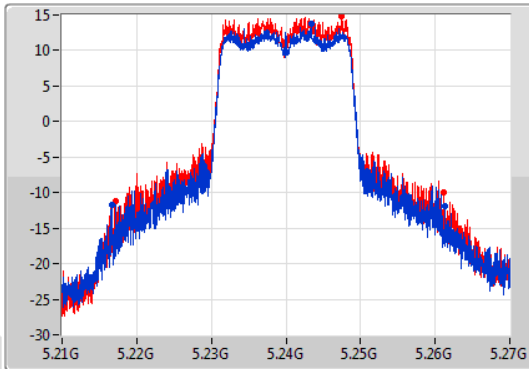
802.11ac VHT20_Nss1,(MCS0)_2TX

EBW

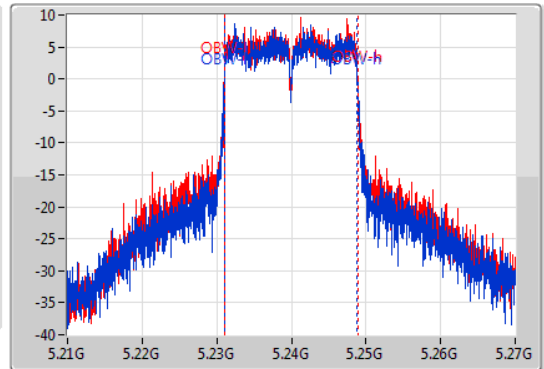
5240MHz

11/09/2019

CF: 5.24GHz
 Span: 60MHz
 RBW: 500kHz
 VBW: 2MHz
 Sweep Time: 100ms
 Detector Type: Peak



CF: 5.24GHz
 Span: 60MHz
 RBW: 200kHz
 VBW: 1MHz
 Sweep Time: 100ms
 Detector Type: Sample



26dB(Hz)	Fl-26dB(Hz)	Fh-26dB(Hz)	OBW(Hz)	Fl-OBW(Hz)	Fh-OBW(Hz)	Limit(Hz)	Port
44.73M	5.21666G	5.26139G	17.811M	5.231034G	5.248846G	Inf	1
43.83M	5.21726G	5.26109G	17.871M	5.231004G	5.248876G	Inf	2

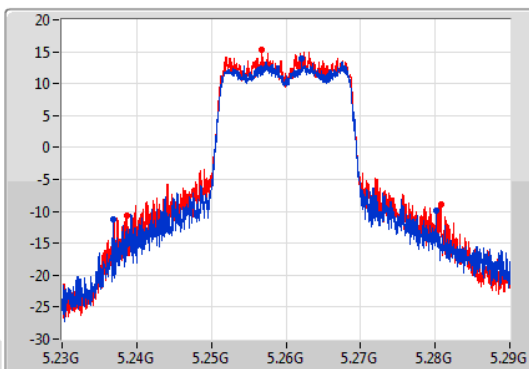
802.11ac VHT20_Nss1,(MCS0)_2TX

EBW

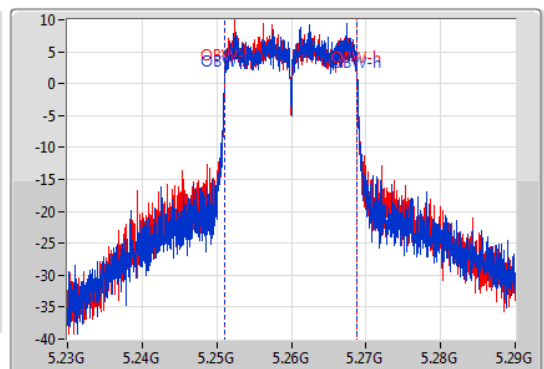
5260MHz

11/09/2019

CF: 5.26GHz
 Span: 60MHz
 RBW: 500kHz
 VBW: 2MHz
 Sweep Time: 100ms
 Detector Type: Peak



CF: 5.26GHz
 Span: 60MHz
 RBW: 200kHz
 VBW: 1MHz
 Sweep Time: 100ms
 Detector Type: Sample



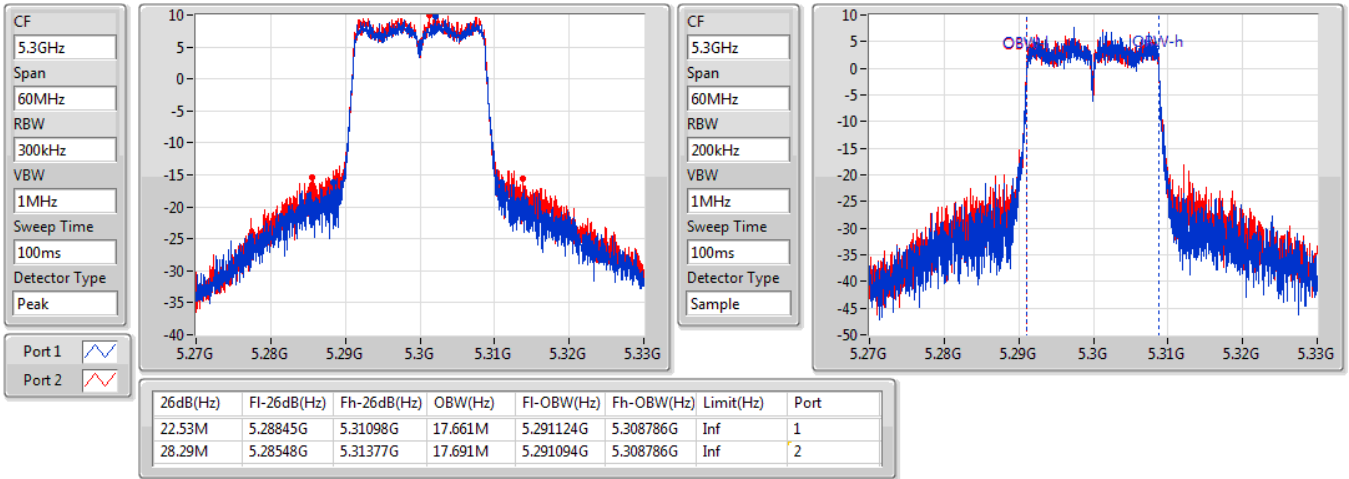
26dB(Hz)	Fl-26dB(Hz)	Fh-26dB(Hz)	OBW(Hz)	Fl-OBW(Hz)	Fh-OBW(Hz)	Limit(Hz)	Port
43.35M	5.23678G	5.28013G	17.751M	5.251094G	5.268846G	Inf	1
42.15M	5.23864G	5.28079G	17.811M	5.251034G	5.268846G	Inf	2

802.11ac VHT20_Nss1,(MCS0)_2TX

EBW

5300MHz

11/09/2019

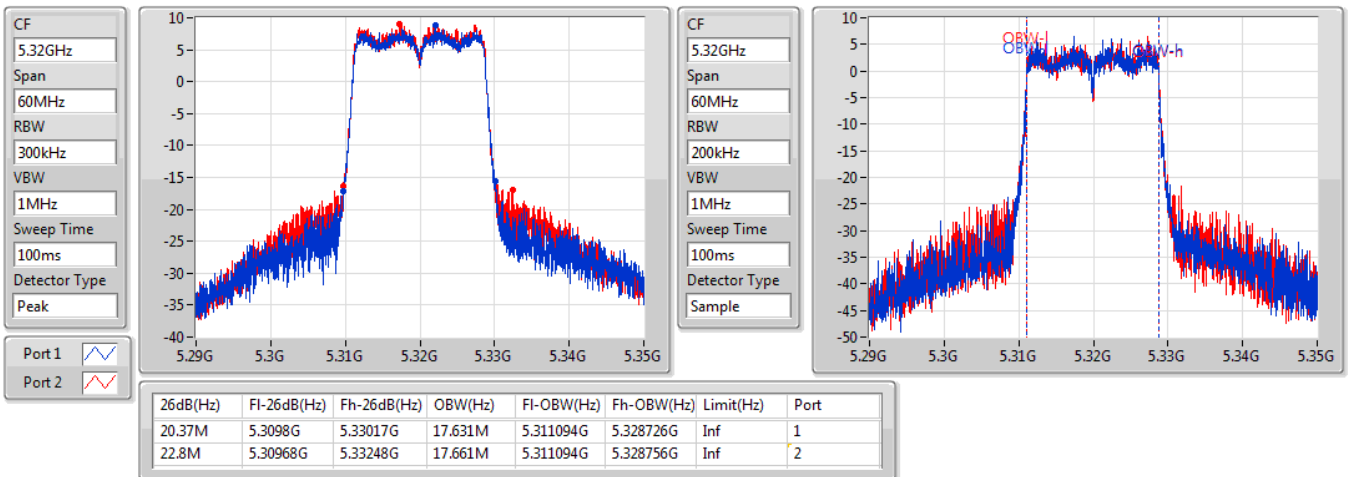


802.11ac VHT20_Nss1,(MCS0)_2TX

EBW

5320MHz

11/09/2019

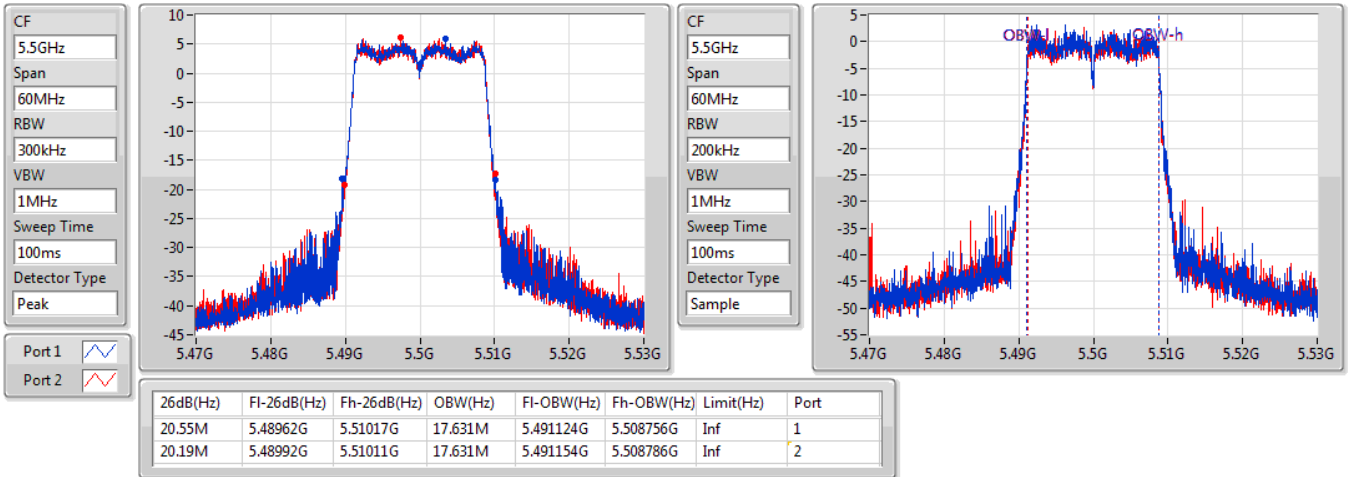


802.11ac VHT20_Nss1,(MCS0)_2TX

EBW

5500MHz

11/09/2019

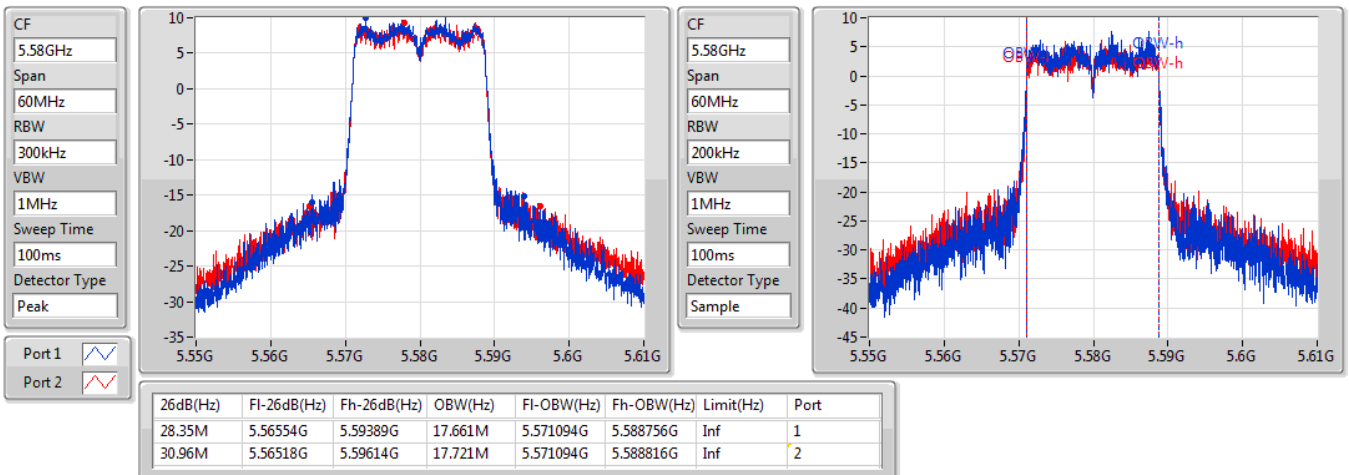


802.11ac VHT20_Nss1,(MCS0)_2TX

EBW

5580MHz

06/09/2019

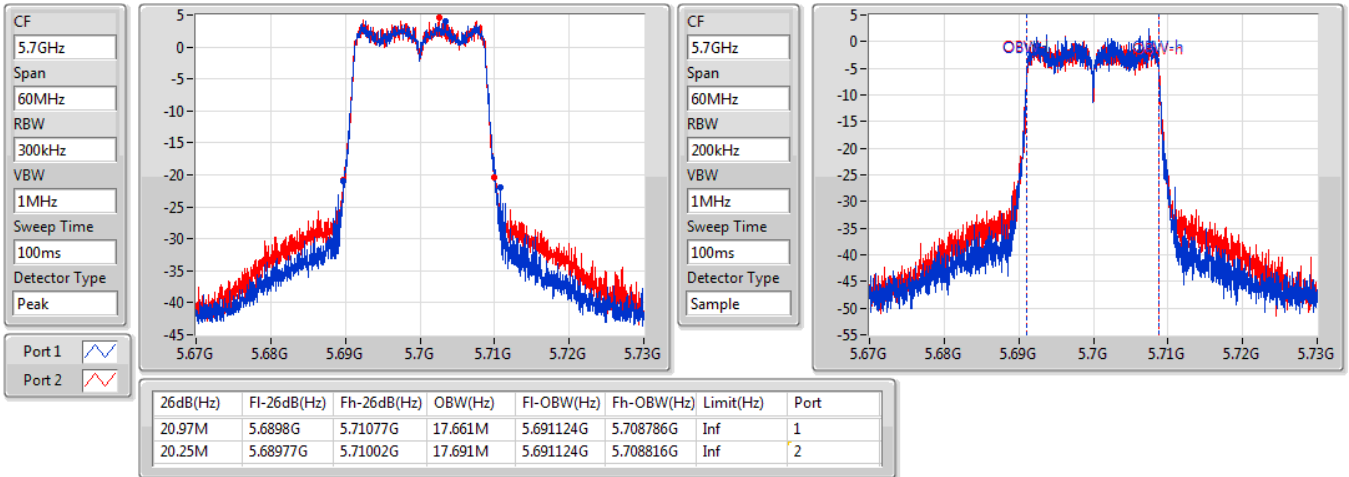


802.11ac VHT20_Nss1,(MCS0)_2TX

EBW

5700MHz

06/09/2019

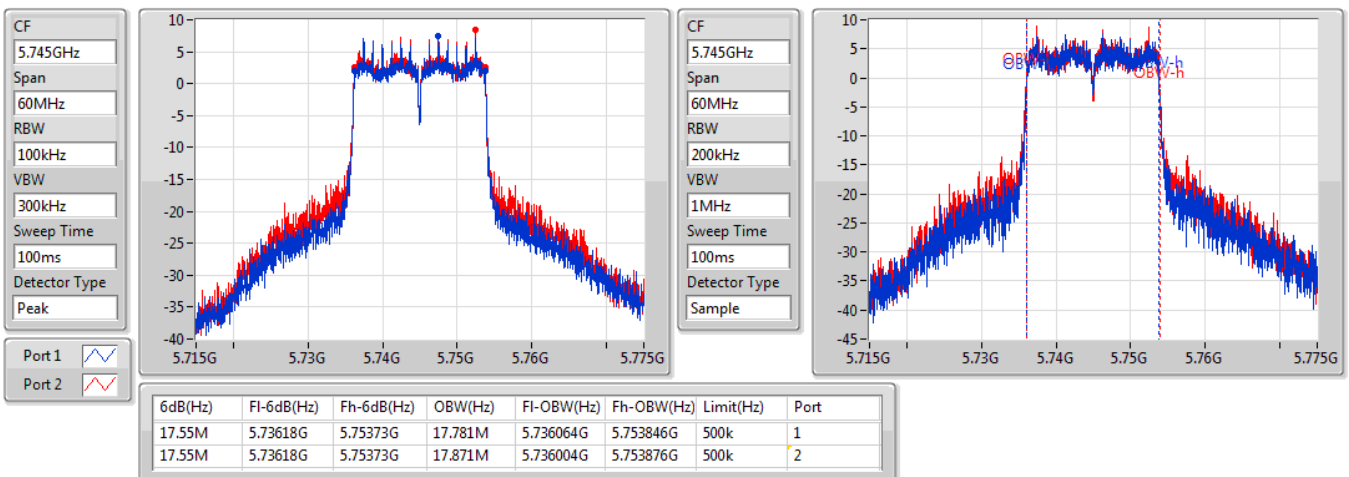


802.11ac VHT20_Nss1,(MCS0)_2TX

EBW

5745MHz

11/09/2019



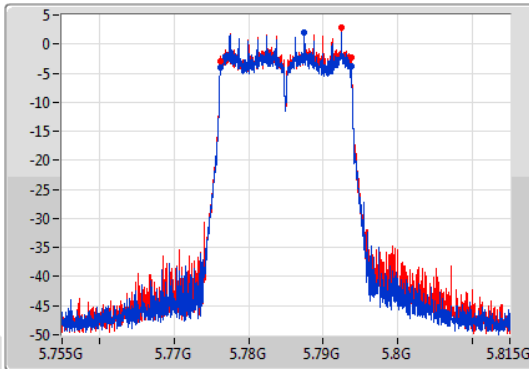
802.11ac VHT20_Nss1,(MCS0)_2TX

EBW

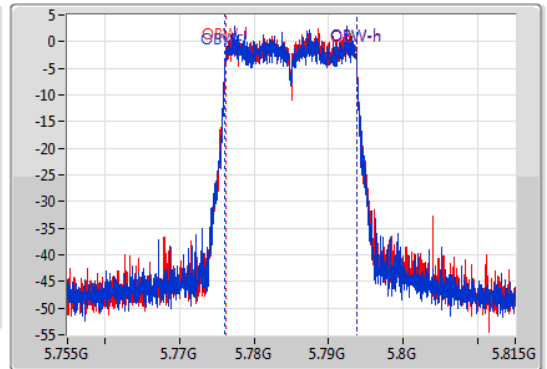
5785MHz

11/09/2019

CF
5.785GHz
Span
60MHz
RBW
100kHz
VBW
300kHz
Sweep Time
100ms
Detector Type
Peak



CF
5.785GHz
Span
60MHz
RBW
200kHz
VBW
1MHz
Sweep Time
100ms
Detector Type
Sample



6dB(Hz)	Fl-6dB(Hz)	Fh-6dB(Hz)	OBW(Hz)	Fl-OBW(Hz)	Fh-OBW(Hz)	Limit(Hz)	Port
17.55M	5.77618G	5.79373G	17.631M	5.776124G	5.793756G	500k	1
17.55M	5.77618G	5.79373G	17.601M	5.776154G	5.793756G	500k	2

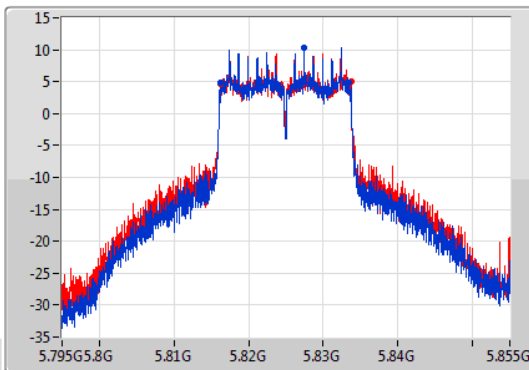
802.11ac VHT20_Nss1,(MCS0)_2TX

EBW

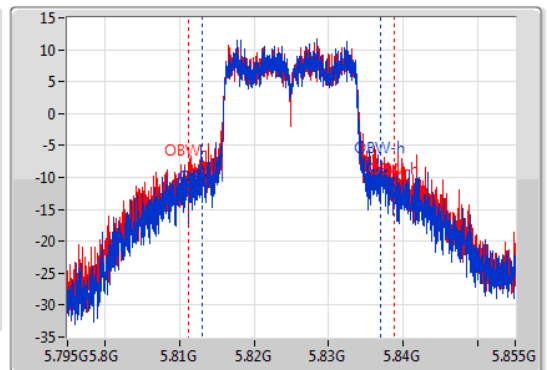
5825MHz

11/09/2019

CF
5.825GHz
Span
60MHz
RBW
100kHz
VBW
300kHz
Sweep Time
100ms
Detector Type
Peak



CF
5.825GHz
Span
60MHz
RBW
300kHz
VBW
1MHz
Sweep Time
100ms
Detector Type
Sample



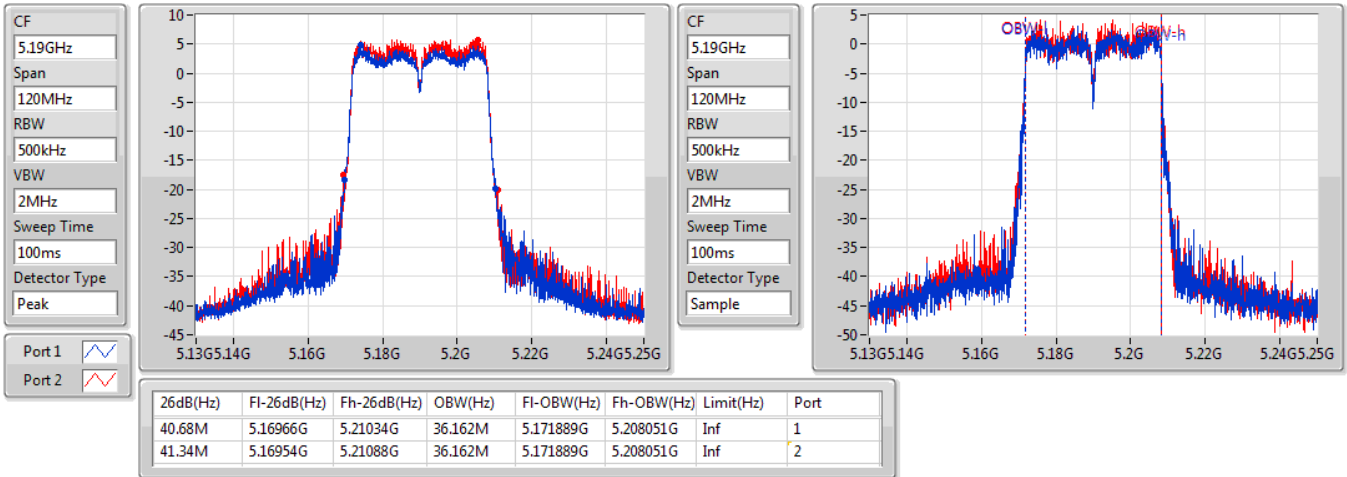
6dB(Hz)	Fl-6dB(Hz)	Fh-6dB(Hz)	OBW(Hz)	Fl-OBW(Hz)	Fh-OBW(Hz)	Limit(Hz)	Port
17.28M	5.81615G	5.83343G	23.838M	5.813066G	5.836904G	500k	1
17.55M	5.81615G	5.8337G	27.526M	5.811237G	5.838763G	500k	2

802.11ac VHT40_Nss1,(MCS0)_2TX

EBW

5190MHz

11/09/2019

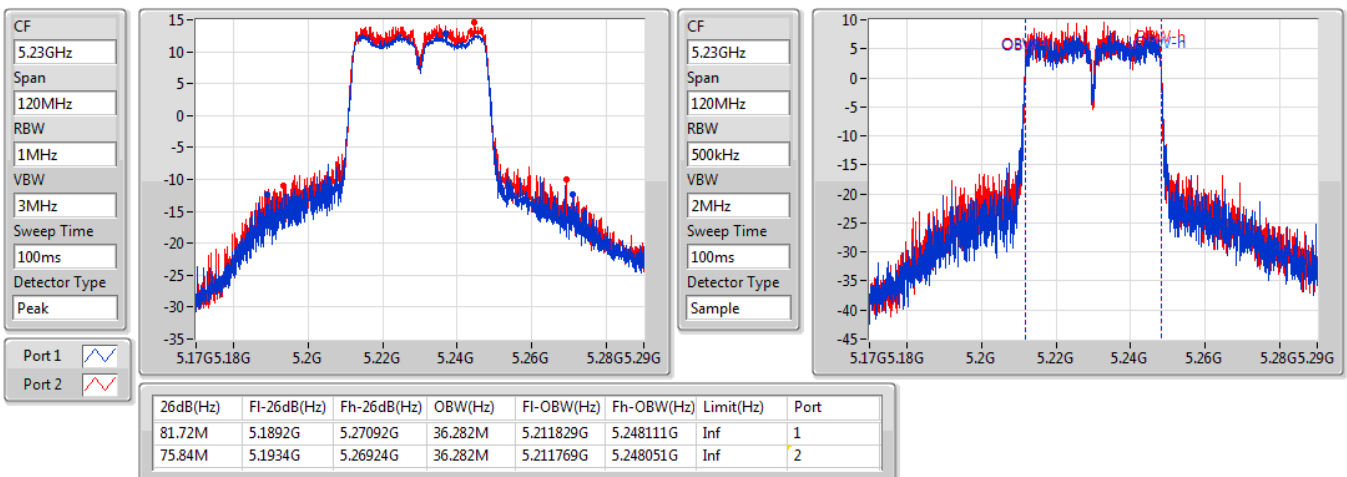


802.11ac VHT40_Nss1,(MCS0)_2TX

EBW

5230MHz

11/09/2019

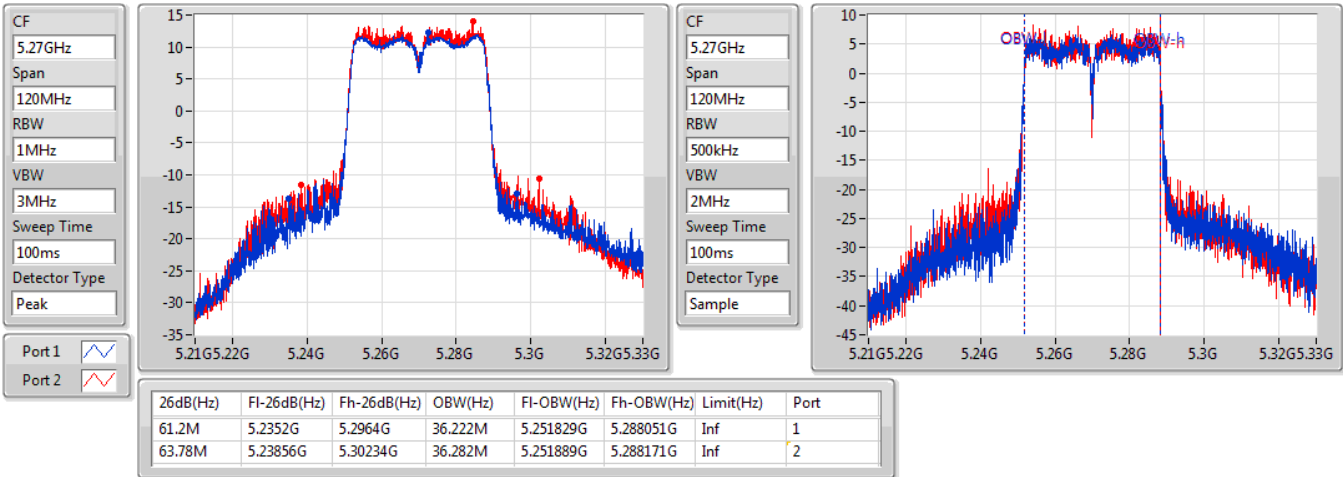


802.11ac VHT40_Nss1,(MCS0)_2TX

EBW

5270MHz

11/09/2019

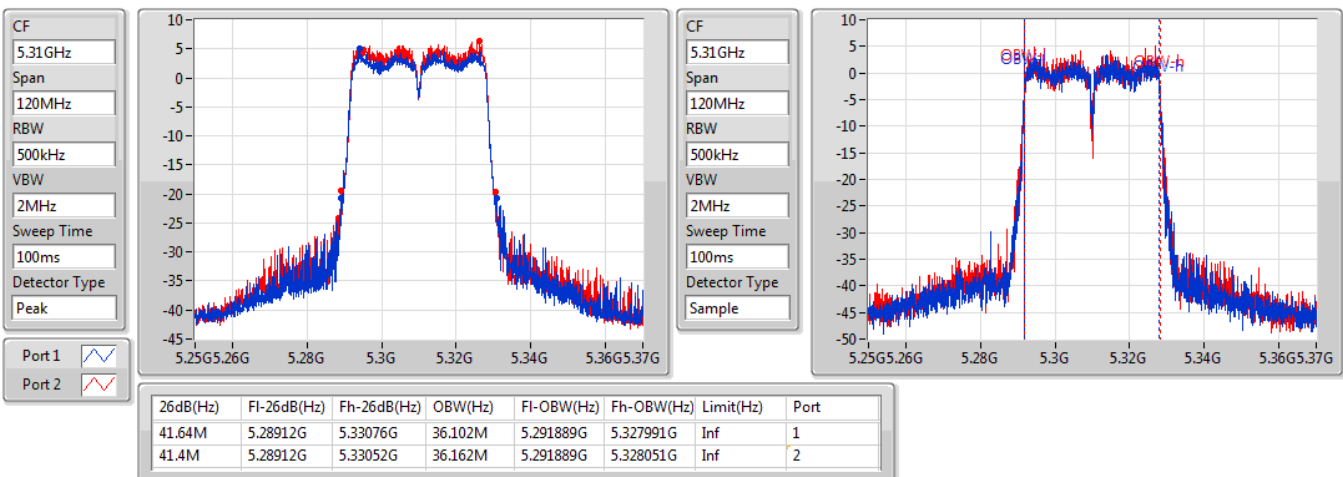


802.11ac VHT40_Nss1,(MCS0)_2TX

EBW

5310MHz

11/09/2019



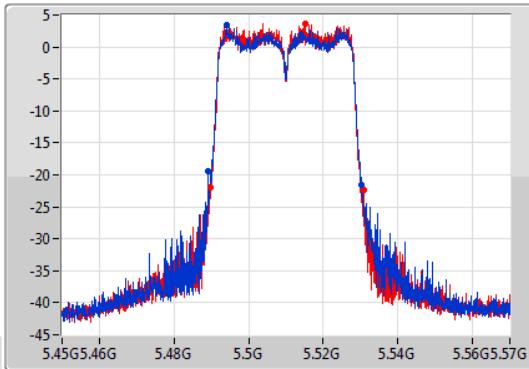
802.11ac VHT40_Nss1,(MCS0)_2TX

EBW

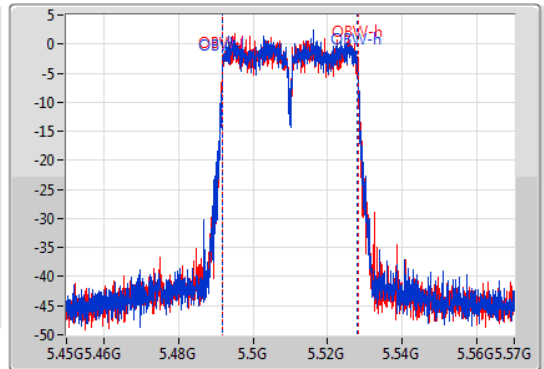
5510MHz

11/09/2019

CF
5.51GHz
Span
120MHz
RBW
500kHz
VBW
2MHz
Sweep Time
100ms
Detector Type
Peak



CF
5.51GHz
Span
120MHz
RBW
500kHz
VBW
2MHz
Sweep Time
100ms
Detector Type
Sample



26dB(Hz)	Fl-26dB(Hz)	Fh-26dB(Hz)	OBW(Hz)	Fl-OBW(Hz)	Fh-OBW(Hz)	Limit(Hz)	Port
41.1M	5.48918G	5.53028G	36.102M	5.491889G	5.527991G	Inf	1
40.98M	5.48978G	5.53076G	36.222M	5.491829G	5.528051G	Inf	2

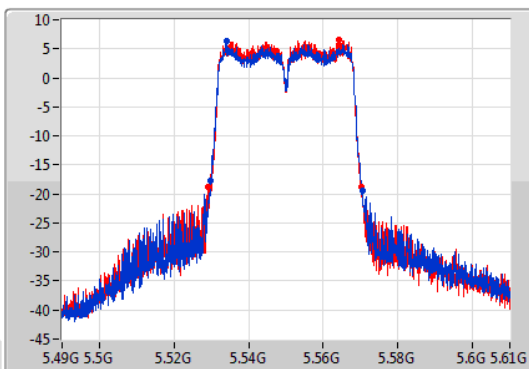
802.11ac VHT40_Nss1,(MCS0)_2TX

EBW

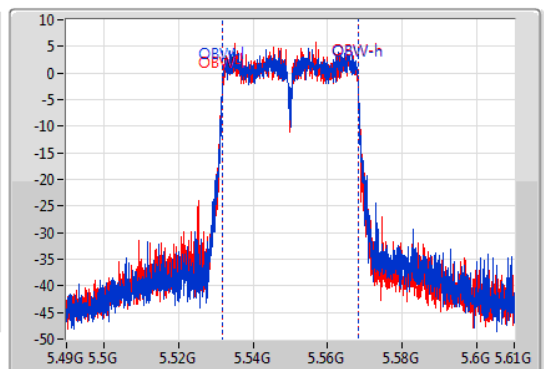
5550MHz

11/09/2019

CF
5.55GHz
Span
120MHz
RBW
500kHz
VBW
2MHz
Sweep Time
100ms
Detector Type
Peak



CF
5.55GHz
Span
120MHz
RBW
500kHz
VBW
2MHz
Sweep Time
100ms
Detector Type
Sample



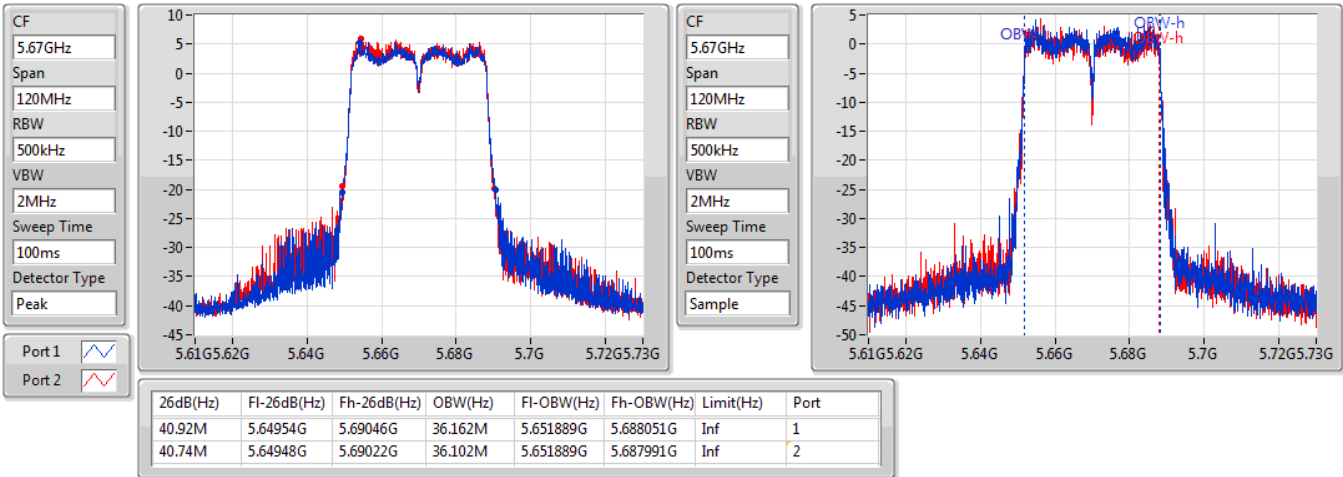
26dB(Hz)	Fl-26dB(Hz)	Fh-26dB(Hz)	OBW(Hz)	Fl-OBW(Hz)	Fh-OBW(Hz)	Limit(Hz)	Port
40.92M	5.52972G	5.57064G	36.162M	5.531889G	5.568051G	Inf	1
41.34M	5.529G	5.57034G	36.222M	5.531829G	5.568051G	Inf	2

802.11ac VHT40_Nss1,(MCS0)_2TX

EBW

5670MHz

11/09/2019

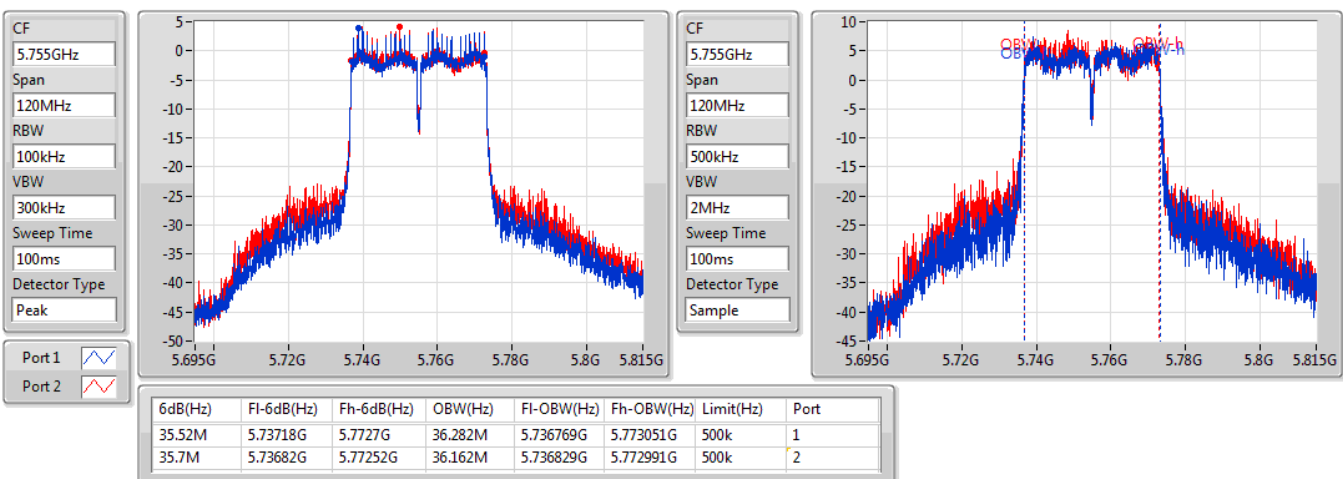


802.11ac VHT40_Nss1,(MCS0)_2TX

EBW

5755MHz

11/09/2019



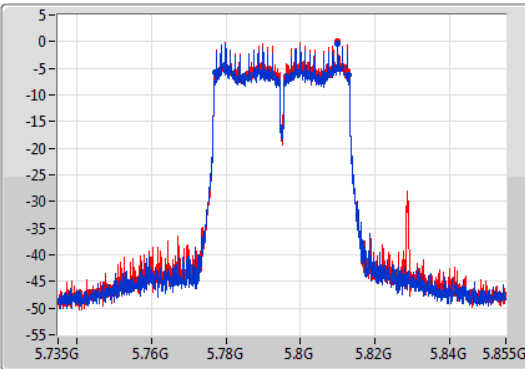
802.11ac VHT40_Nss1,(MCS0)_2TX

EBW

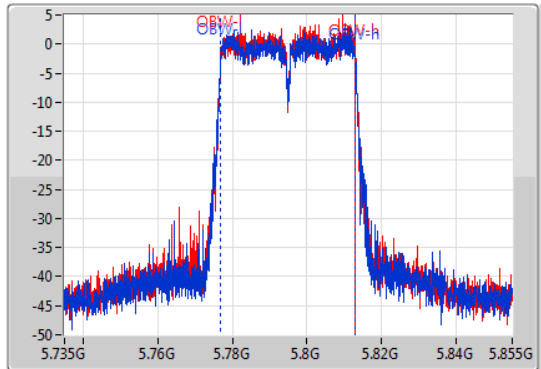
5795MHz

11/09/2019

CF
5.795GHz
Span
120MHz
RBW
100kHz
VBW
300kHz
Sweep Time
100ms
Detector Type
Peak



CF
5.795GHz
Span
120MHz
RBW
500kHz
VBW
2MHz
Sweep Time
100ms
Detector Type
Sample



6dB(Hz)	Fl-6dB(Hz)	Fh-6dB(Hz)	OBW(Hz)	Fl-OBW(Hz)	Fh-OBW(Hz)	Limit(Hz)	Port
35.64M	5.77718G	5.81282G	36.162M	5.776829G	5.812991G	500k	1
35.52M	5.77718G	5.8127G	36.102M	5.776889G	5.812991G	500k	2

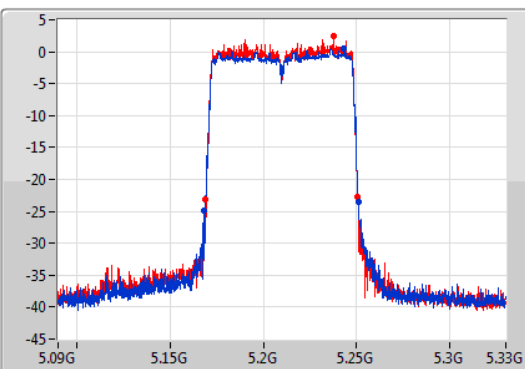
802.11ac VHT80_Nss1,(MCS0)_2TX

EBW

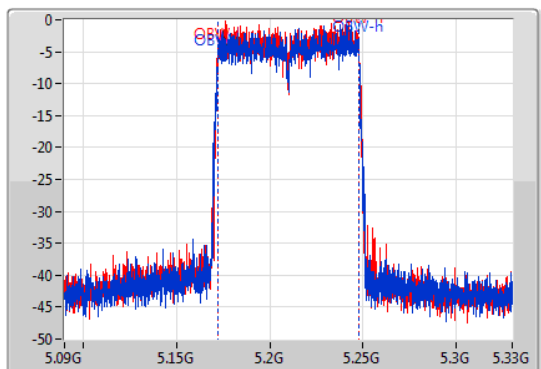
5210MHz

11/09/2019

CF
5.21GHz
Span
240MHz
RBW
1MHz
VBW
3MHz
Sweep Time
100ms
Detector Type
Peak



CF
5.21GHz
Span
240MHz
RBW
1MHz
VBW
3MHz
Sweep Time
100ms
Detector Type
Sample



26dB(Hz)	Fl-26dB(Hz)	Fh-26dB(Hz)	OBW(Hz)	Fl-OBW(Hz)	Fh-OBW(Hz)	Limit(Hz)	Port
82.8M	5.16836G	5.25116G	75.922M	5.171979G	5.247901G	Inf	1
81.96M	5.16872G	5.25068G	75.802M	5.172099G	5.247901G	Inf	2

802.11ac VHT80_Nss1,(MCS0)_2TX

EBW

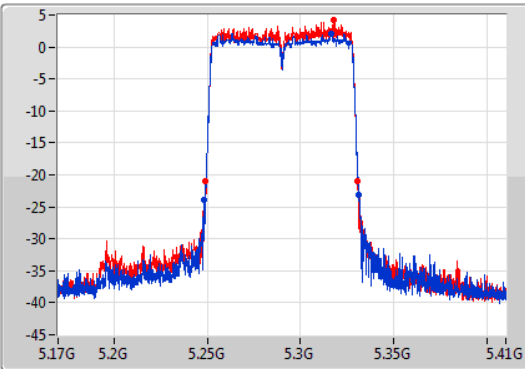
5290MHz

11/09/2019

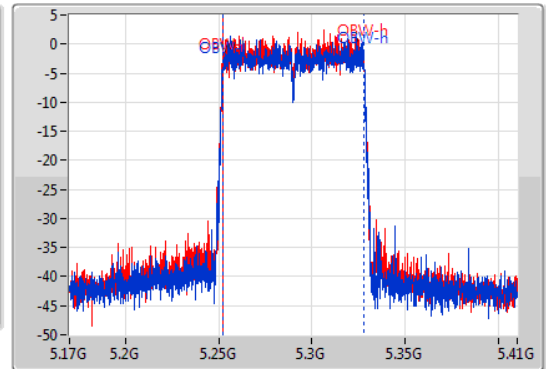
CF: 5.29GHz
 Span: 240MHz
 RBW: 1MHz
 VBW: 3MHz
 Sweep Time: 100ms
 Detector Type: Peak

Port 1:

Port 2:



CF: 5.29GHz
 Span: 240MHz
 RBW: 1MHz
 VBW: 3MHz
 Sweep Time: 100ms
 Detector Type: Sample



26dB(Hz)	Fl-26dB(Hz)	Fh-26dB(Hz)	OBW(Hz)	Fl-OBW(Hz)	Fh-OBW(Hz)	Limit(Hz)	Port
83.28M	5.24812G	5.3314G	76.042M	5.251979G	5.328021G	Inf	1
81.84M	5.24884G	5.33068G	75.922M	5.251979G	5.327901G	Inf	2

802.11ac VHT80_Nss1,(MCS0)_2TX

EBW

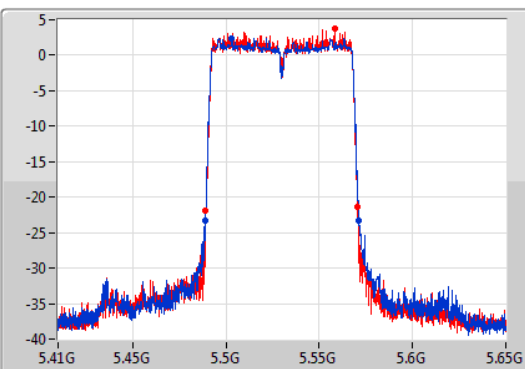
5530MHz

11/09/2019

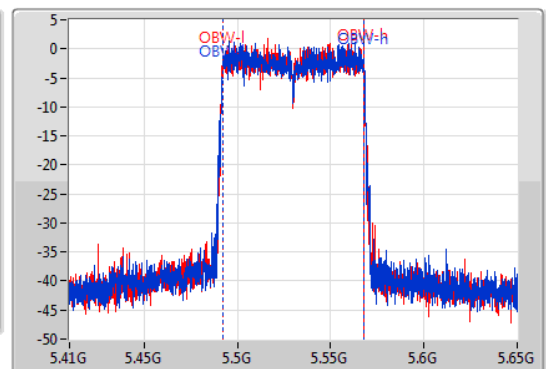
CF: 5.53GHz
 Span: 240MHz
 RBW: 1MHz
 VBW: 3MHz
 Sweep Time: 100ms
 Detector Type: Peak

Port 1:

Port 2:



CF: 5.53GHz
 Span: 240MHz
 RBW: 1MHz
 VBW: 3MHz
 Sweep Time: 100ms
 Detector Type: Sample



26dB(Hz)	Fl-26dB(Hz)	Fh-26dB(Hz)	OBW(Hz)	Fl-OBW(Hz)	Fh-OBW(Hz)	Limit(Hz)	Port
82.2M	5.48908G	5.57128G	75.922M	5.491979G	5.567901G	Inf	1
81.48M	5.4892G	5.57068G	75.802M	5.491979G	5.567781G	Inf	2

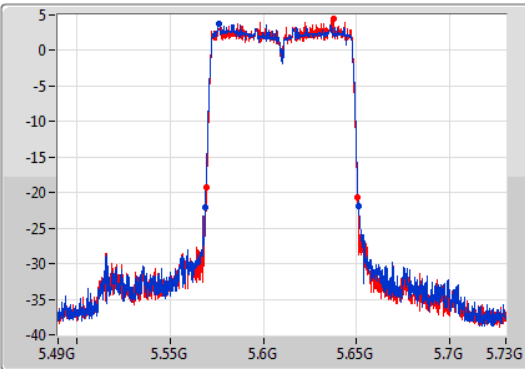
802.11ac VHT80_Nss1,(MCS0)_2TX

EBW

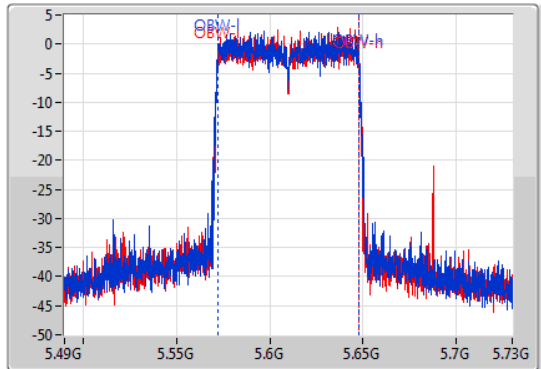
5610MHz

11/09/2019

CF
5.61GHz
Span
240MHz
RBW
1MHz
VBW
3MHz
Sweep Time
100ms
Detector Type
Peak



CF
5.61GHz
Span
240MHz
RBW
1MHz
VBW
3MHz
Sweep Time
100ms
Detector Type
Sample



26dB(Hz)	Fl-26dB(Hz)	Fh-26dB(Hz)	OBW(Hz)	Fl-OBW(Hz)	Fh-OBW(Hz)	Limit(Hz)	Port
82.2M	5.56908G	5.65128G	75.922M	5.571979G	5.647901G	Inf	1
81.24M	5.56944G	5.65068G	75.922M	5.571979G	5.647901G	Inf	2

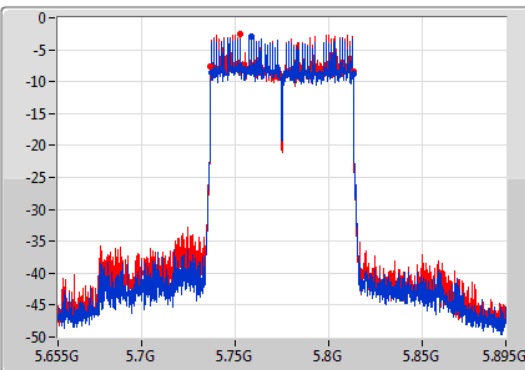
802.11ac VHT80_Nss1,(MCS0)_2TX

EBW

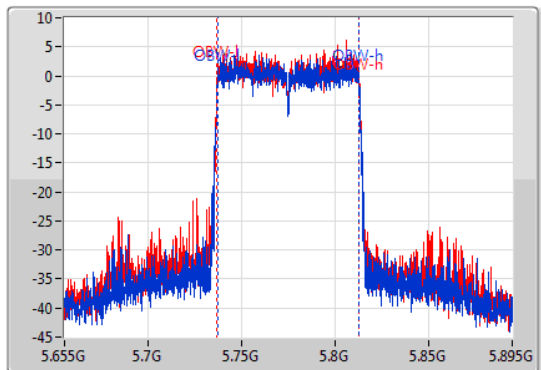
5775MHz

11/09/2019

CF
5.775GHz
Span
240MHz
RBW
100kHz
VBW
300kHz
Sweep Time
100ms
Detector Type
Peak



CF
5.775GHz
Span
240MHz
RBW
1MHz
VBW
3MHz
Sweep Time
100ms
Detector Type
Sample



6dB(Hz)	Fl-6dB(Hz)	Fh-6dB(Hz)	OBW(Hz)	Fl-OBW(Hz)	Fh-OBW(Hz)	Limit(Hz)	Port
76.08M	5.73708G	5.81316G	76.042M	5.736979G	5.813021G	500k	1
76.32M	5.73684G	5.81316G	76.042M	5.736859G	5.812901G	500k	2



Summary

Mode	Total Power (dBm)	Total Power (W)	EIRP (dBm)	EIRP (W)
5.15-5.25GHz	-	-	-	-
802.11a_Nss1,(6Mbps)_2TX	20.75	0.11885	25.91	0.38994
802.11ac VHT20_Nss1,(MCS0)_2TX	20.91	0.12331	26.07	0.40458
802.11ac VHT40_Nss1,(MCS0)_2TX	22.58	0.18113	27.74	0.59429
802.11ac VHT80_Nss1,(MCS0)_2TX	9.28	0.00847	14.44	0.02780
5.25-5.35GHz	-	-	-	-
802.11a_Nss1,(6Mbps)_2TX	20.58	0.11429	25.74	0.37497
802.11ac VHT20_Nss1,(MCS0)_2TX	20.73	0.11830	25.89	0.38815
802.11ac VHT40_Nss1,(MCS0)_2TX	20.79	0.11995	25.95	0.39355
802.11ac VHT80_Nss1,(MCS0)_2TX	11.62	0.01452	16.78	0.04764
5.47-5.725GHz	-	-	-	-
802.11a_Nss1,(6Mbps)_2TX	20.81	0.12050	25.97	0.39537
802.11ac VHT20_Nss1,(MCS0)_2TX	20.96	0.12474	26.12	0.40926
802.11ac VHT40_Nss1,(MCS0)_2TX	23.10	0.20417	28.26	0.66988
802.11ac VHT80_Nss1,(MCS0)_2TX	17.31	0.05383	22.47	0.17660
5.725-5.85GHz	-	-	-	-
802.11a_Nss1,(6Mbps)_2TX	24.43	0.27733	29.59	0.90991
802.11ac VHT20_Nss1,(MCS0)_2TX	25.45	0.35075	30.61	1.15080
802.11ac VHT40_Nss1,(MCS0)_2TX	23.49	0.22336	28.65	0.73282
802.11ac VHT80_Nss1,(MCS0)_2TX	18.08	0.06427	23.24	0.21086



Result

Mode	Result	DG (dBi)	Port 1 (dBm)	Port 2 (dBm)	Total Power (dBm)	Power Limit (dBm)	EIRP (dBm)	EIRP Limit (dBm)
802.11a_Nss1,(6Mbps)_2TX	-	-	-	-	-	-	-	-
5180MHz	Pass	5.16	17.45	17.58	20.53	23.98	25.69	30.00
5200MHz	Pass	5.16	17.22	17.41	20.33	23.98	25.49	30.00
5240MHz	Pass	5.16	17.43	18.03	20.75	23.98	25.91	30.00
5260MHz	Pass	5.16	17.45	17.68	20.58	23.98	25.74	30.00
5300MHz	Pass	5.16	16.69	16.74	19.73	23.98	24.89	30.00
5320MHz	Pass	5.16	14.74	14.89	17.83	23.97	22.99	29.97
5500MHz	Pass	5.16	13.81	13.69	16.76	24.01	21.92	30.01
5580MHz	Pass	5.16	18.03	17.55	20.81	23.98	25.97	30.00
5700MHz	Pass	5.16	9.54	9.72	12.64	23.91	17.80	29.91
5745MHz	Pass	5.16	19.23	19.42	22.34	30.00	27.50	36.00
5785MHz	Pass	5.16	17.26	17.44	20.36	30.00	25.52	36.00
5825MHz	Pass	5.16	21.43	21.41	24.43	30.00	29.59	36.00
802.11ac VHT20_Nss1,(MCS0)_2TX	-	-	-	-	-	-	-	-
5180MHz	Pass	5.16	15.74	15.94	18.85	23.98	24.01	30.00
5200MHz	Pass	5.16	17.50	18.03	20.78	23.98	25.94	30.00
5240MHz	Pass	5.16	17.59	18.19	20.91	23.98	26.07	30.00
5260MHz	Pass	5.16	17.61	17.83	20.73	23.98	25.89	30.00
5300MHz	Pass	5.16	16.87	17.08	19.99	23.98	25.15	30.00
5320MHz	Pass	5.16	14.88	15.04	17.97	23.98	23.13	30.00
5500MHz	Pass	5.16	14.98	14.92	17.96	23.98	23.12	30.00
5580MHz	Pass	5.16	18.17	17.71	20.96	23.98	26.12	30.00
5700MHz	Pass	5.16	12.74	12.8	15.78	23.98	20.94	30.00
5745MHz	Pass	5.16	22.47	22.41	25.45	30.00	30.61	36.00
5785MHz	Pass	5.16	16.37	16.63	19.51	30.00	24.67	36.00
5825MHz	Pass	5.16	21.98	22.02	25.01	30.00	30.17	36.00
802.11ac VHT40_Nss1,(MCS0)_2TX	-	-	-	-	-	-	-	-
5190MHz	Pass	5.16	14.63	14.83	17.74	23.98	22.90	30.00
5230MHz	Pass	5.16	19.38	19.76	22.58	23.98	27.74	30.00
5270MHz	Pass	5.16	17.69	17.86	20.79	23.98	25.95	30.00
5310MHz	Pass	5.16	14.73	15.07	17.91	23.98	23.07	30.00
5510MHz	Pass	5.16	12.88	12.83	15.87	23.98	21.03	30.00
5550MHz	Pass	5.16	20.23	19.94	23.10	23.98	28.26	30.00
5670MHz	Pass	5.16	15.04	14.84	17.95	23.98	23.11	30.00
5755MHz	Pass	5.16	20.47	20.49	23.49	30.00	28.65	36.00
5795MHz	Pass	5.16	19.52	19.94	22.75	30.00	27.91	36.00
802.11ac VHT80_Nss1,(MCS0)_2TX	-	-	-	-	-	-	-	-
5210MHz	Pass	5.16	6.19	6.35	9.28	23.98	14.44	30.00
5290MHz	Pass	5.16	8.38	8.83	11.62	23.98	16.78	30.00
5530MHz	Pass	5.16	10.33	10.38	13.37	23.98	18.53	30.00
5610MHz	Pass	5.16	14.45	14.15	17.31	23.98	22.47	30.00
5775MHz	Pass	5.16	14.87	15.27	18.08	30.00	23.24	36.00

DG = Directional Gain; Port X = Port X output power



Summary

Mode	Total Power (dBm)	Total Power (W)	EIRP (dBm)	EIRP (W)
5.15-5.25GHz	-	-	-	-
802.11a_Nss1,(6Mbps)_2TX	22.56	0.18030	26.17	0.41400
802.11ac VHT20_Nss1,(MCS0)_2TX	22.72	0.18707	26.33	0.42954
802.11ac VHT40_Nss1,(MCS0)_2TX	21.61	0.14488	25.22	0.33266
802.11ac VHT80_Nss1,(MCS0)_2TX	12.58	0.01811	16.19	0.04159
5.25-5.35GHz	-	-	-	-
802.11a_Nss1,(6Mbps)_2TX	22.72	0.18707	26.33	0.42954
802.11ac VHT20_Nss1,(MCS0)_2TX	22.80	0.19055	26.41	0.43752
802.11ac VHT40_Nss1,(MCS0)_2TX	20.79	0.11995	24.40	0.27542
802.11ac VHT80_Nss1,(MCS0)_2TX	14.53	0.02838	18.14	0.06516
5.47-5.725GHz	-	-	-	-
802.11a_Nss1,(6Mbps)_2TX	18.93	0.07816	22.54	0.17947
802.11ac VHT20_Nss1,(MCS0)_2TX	19.09	0.08110	22.70	0.18621
802.11ac VHT40_Nss1,(MCS0)_2TX	17.76	0.05970	21.37	0.13709
802.11ac VHT80_Nss1,(MCS0)_2TX	15.35	0.03428	18.96	0.07870
5.725-5.85GHz	-	-	-	-
802.11a_Nss1,(6Mbps)_2TX	23.65	0.23174	27.26	0.53211
802.11ac VHT20_Nss1,(MCS0)_2TX	23.31	0.21429	26.92	0.49204
802.11ac VHT40_Nss1,(MCS0)_2TX	20.62	0.11535	24.23	0.26485
802.11ac VHT80_Nss1,(MCS0)_2TX	17.13	0.05164	20.74	0.11858



Result

Mode	Result	DG (dBi)	Port 1 (dBm)	Port 2 (dBm)	Total Power (dBm)	Power Limit (dBm)	EIRP (dBm)	EIRP Limit (dBm)
802.11a_Nss1,(6Mbps)_2TX	-	-	-	-	-	-	-	-
5180MHz	Pass	3.61	15.46	15.59	18.54	23.98	22.15	30.00
5200MHz	Pass	3.61	19.25	19.46	22.37	23.98	25.98	30.00
5240MHz	Pass	3.61	19.26	19.83	22.56	23.98	26.17	30.00
5260MHz	Pass	3.61	19.66	19.75	22.72	23.98	26.33	30.00
5300MHz	Pass	3.61	18.60	18.72	21.67	23.98	25.28	30.00
5320MHz	Pass	3.61	16.65	16.83	19.75	23.94	23.36	29.94
5500MHz	Pass	3.61	14.87	14.61	17.75	23.92	21.36	29.92
5580MHz	Pass	3.61	16.21	15.61	18.93	23.91	22.54	29.91
5700MHz	Pass	3.61	12.65	12.61	15.64	23.95	19.25	29.95
5745MHz	Pass	3.61	17.42	17.65	20.55	30.00	24.16	36.00
5785MHz	Pass	3.61	13.14	13.48	16.32	30.00	19.93	36.00
5825MHz	Pass	3.61	20.62	20.66	23.65	30.00	27.26	36.00
802.11ac VHT20_Nss1,(MCS0)_2TX	-	-	-	-	-	-	-	-
5180MHz	Pass	3.61	15.74	15.94	18.85	23.98	22.46	30.00
5200MHz	Pass	3.61	18.52	18.97	21.76	23.98	25.37	30.00
5240MHz	Pass	3.61	19.45	19.96	22.72	23.98	26.33	30.00
5260MHz	Pass	3.61	19.77	19.80	22.80	23.98	26.41	30.00
5300MHz	Pass	3.61	18.74	18.96	21.86	23.98	25.47	30.00
5320MHz	Pass	3.61	16.78	16.98	19.89	23.98	23.50	30.00
5500MHz	Pass	3.61	14.04	13.80	16.93	23.98	20.54	30.00
5580MHz	Pass	3.61	16.30	15.85	19.09	23.98	22.70	30.00
5700MHz	Pass	3.61	12.74	12.80	15.78	23.98	19.39	30.00
5745MHz	Pass	3.61	18.39	18.74	21.58	30.00	25.19	36.00
5785MHz	Pass	3.61	13.24	13.74	16.51	30.00	20.12	36.00
5825MHz	Pass	3.61	20.28	20.31	23.31	30.00	26.92	36.00
802.11ac VHT40_Nss1,(MCS0)_2TX	-	-	-	-	-	-	-	-
5190MHz	Pass	3.61	13.61	13.95	16.79	23.98	20.40	30.00
5230MHz	Pass	3.61	18.38	18.81	21.61	23.98	25.22	30.00
5270MHz	Pass	3.61	17.69	17.86	20.79	23.98	24.40	30.00
5310MHz	Pass	3.61	13.62	13.96	16.80	23.98	20.41	30.00
5510MHz	Pass	3.61	11.98	11.74	14.87	23.98	18.48	30.00
5550MHz	Pass	3.61	14.82	14.67	17.76	23.98	21.37	30.00
5670MHz	Pass	3.61	14.06	13.77	16.93	23.98	20.54	30.00
5755MHz	Pass	3.61	17.50	17.72	20.62	30.00	24.23	36.00
5795MHz	Pass	3.61	13.37	13.76	16.58	30.00	20.19	36.00
802.11ac VHT80_Nss1,(MCS0)_2TX	-	-	-	-	-	-	-	-
5210MHz	Pass	3.61	9.40	9.74	12.58	23.98	16.19	30.00
5290MHz	Pass	3.61	11.30	11.72	14.53	23.98	18.14	30.00
5530MHz	Pass	3.61	11.27	11.31	14.30	23.98	17.91	30.00
5610MHz	Pass	3.61	12.48	12.19	15.35	23.98	18.96	30.00
5775MHz	Pass	3.61	13.91	14.32	17.13	30.00	20.74	36.00

DG = Directional Gain; Port X = Port X output power



Summary

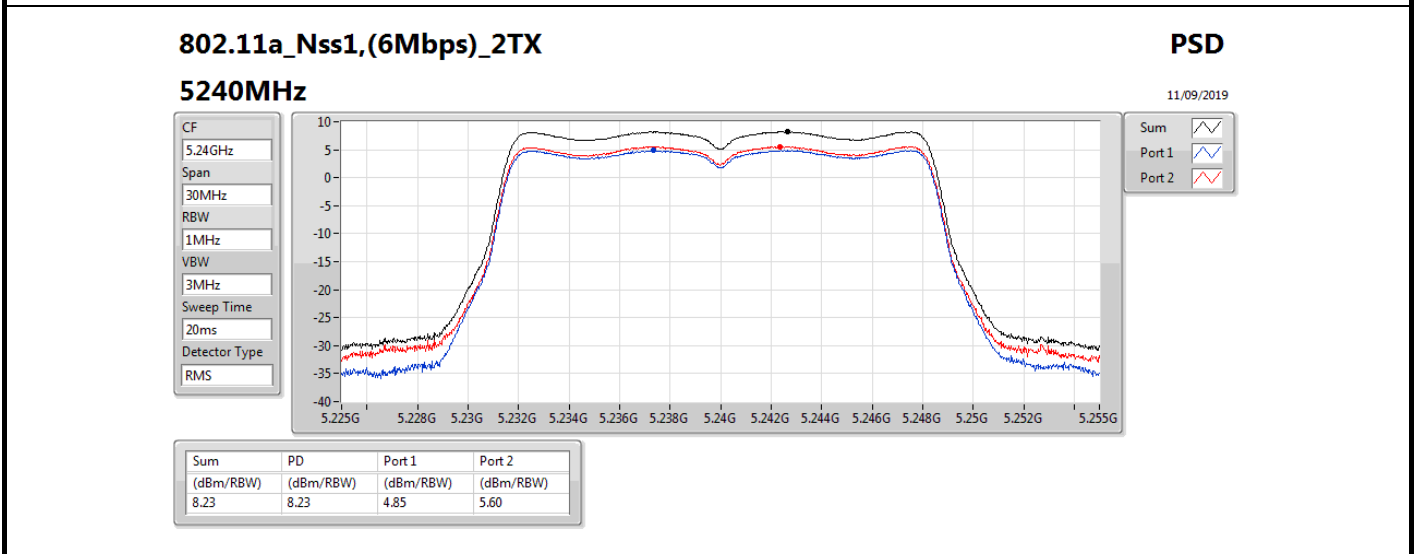
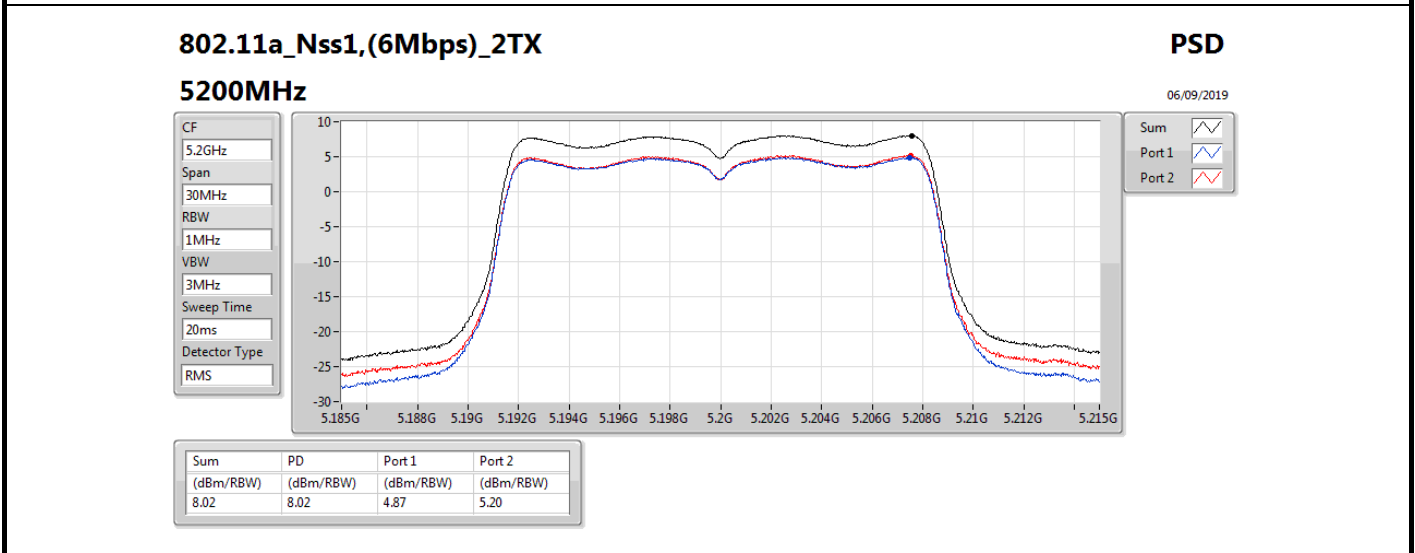
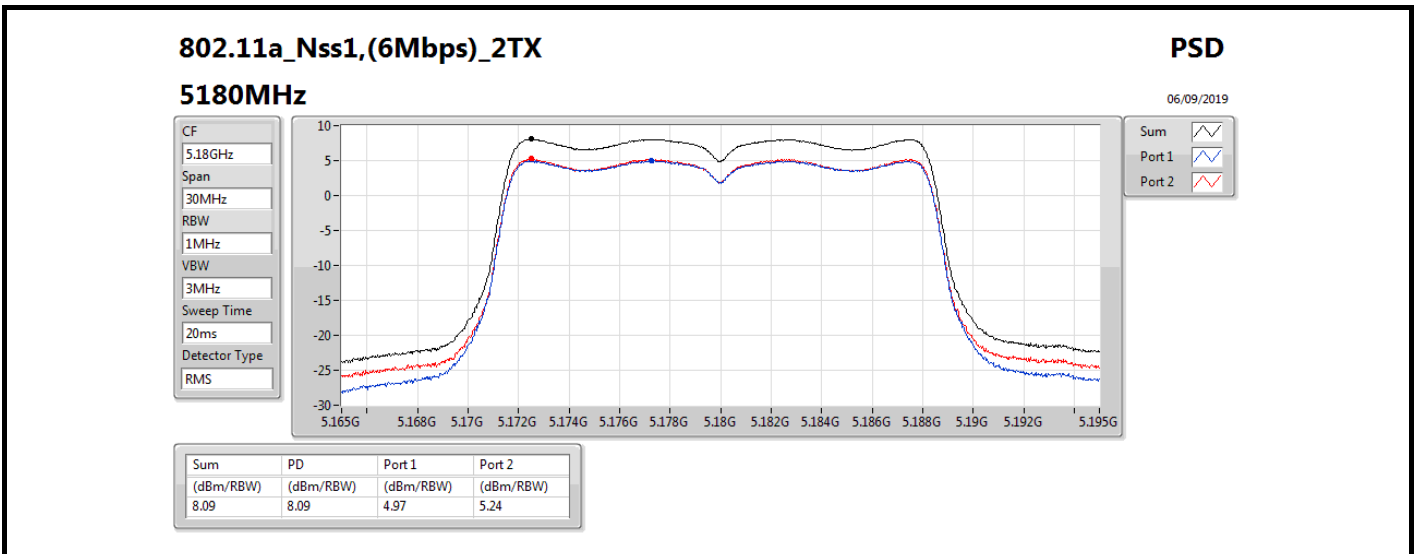
Mode	PD (dBm/RBW)	EIRP PD (dBm/RBW)
5.15-5.25GHz	-	-
802.11a_Nss1,(6Mbps)_2TX	8.23	16.40
802.11ac VHT20_Nss1,(MCS0)_2TX	8.23	16.40
802.11ac VHT40_Nss1,(MCS0)_2TX	7.18	15.35
802.11ac VHT80_Nss1,(MCS0)_2TX	-9.72	-1.55
5.25-5.35GHz	-	-
802.11a_Nss1,(6Mbps)_2TX	8.27	16.44
802.11ac VHT20_Nss1,(MCS0)_2TX	8.05	16.22
802.11ac VHT40_Nss1,(MCS0)_2TX	5.32	13.49
802.11ac VHT80_Nss1,(MCS0)_2TX	-7.95	0.22
5.47-5.725GHz	-	-
802.11a_Nss1,(6Mbps)_2TX	8.27	16.44
802.11ac VHT20_Nss1,(MCS0)_2TX	8.16	16.33
802.11ac VHT40_Nss1,(MCS0)_2TX	7.59	15.76
802.11ac VHT80_Nss1,(MCS0)_2TX	-1.97	6.20
5.725-5.85GHz	-	-
802.11a_Nss1,(6Mbps)_2TX	10.21	18.38
802.11ac VHT20_Nss1,(MCS0)_2TX	11.20	19.37
802.11ac VHT40_Nss1,(MCS0)_2TX	6.38	14.55
802.11ac VHT80_Nss1,(MCS0)_2TX	-2.56	5.61

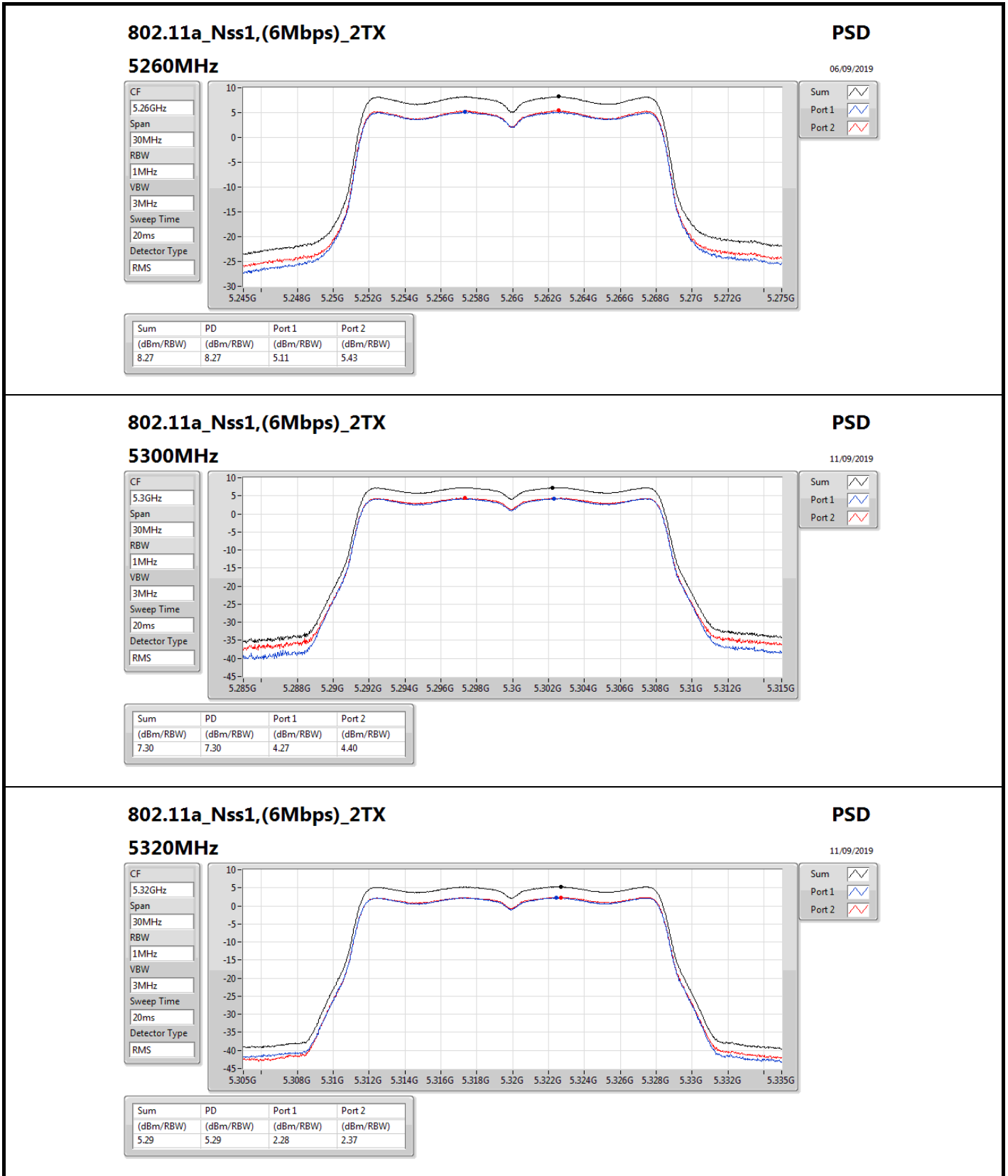
RBW = 500 kHz for 5.725-5.85GHz band / 1MHz for other band;

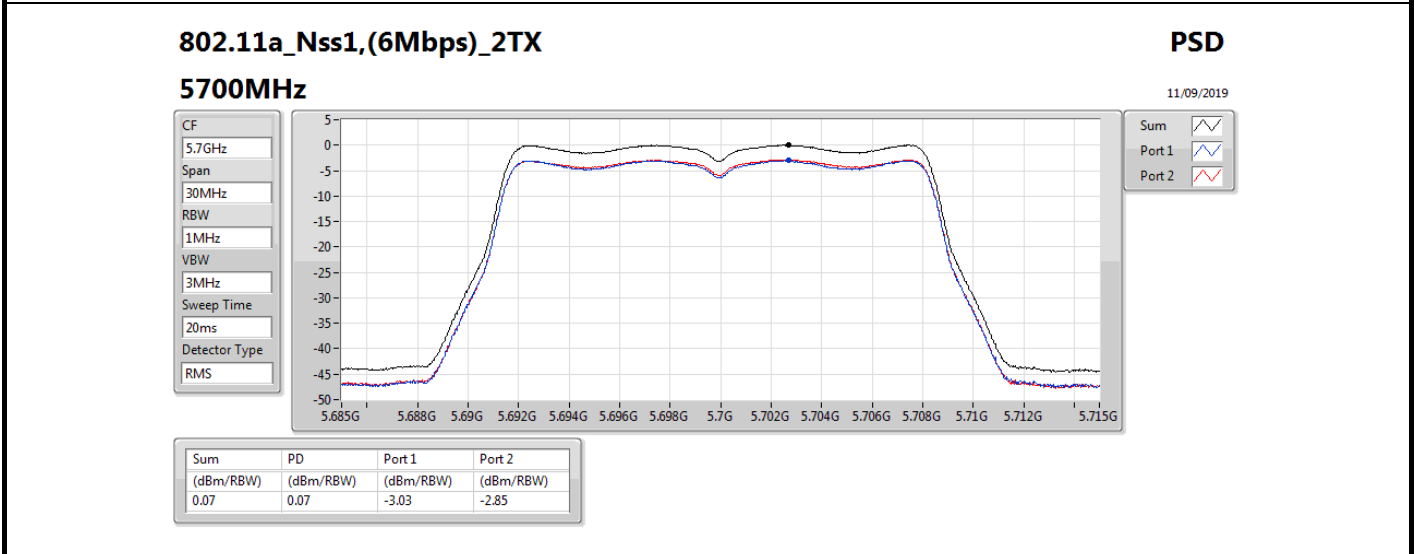
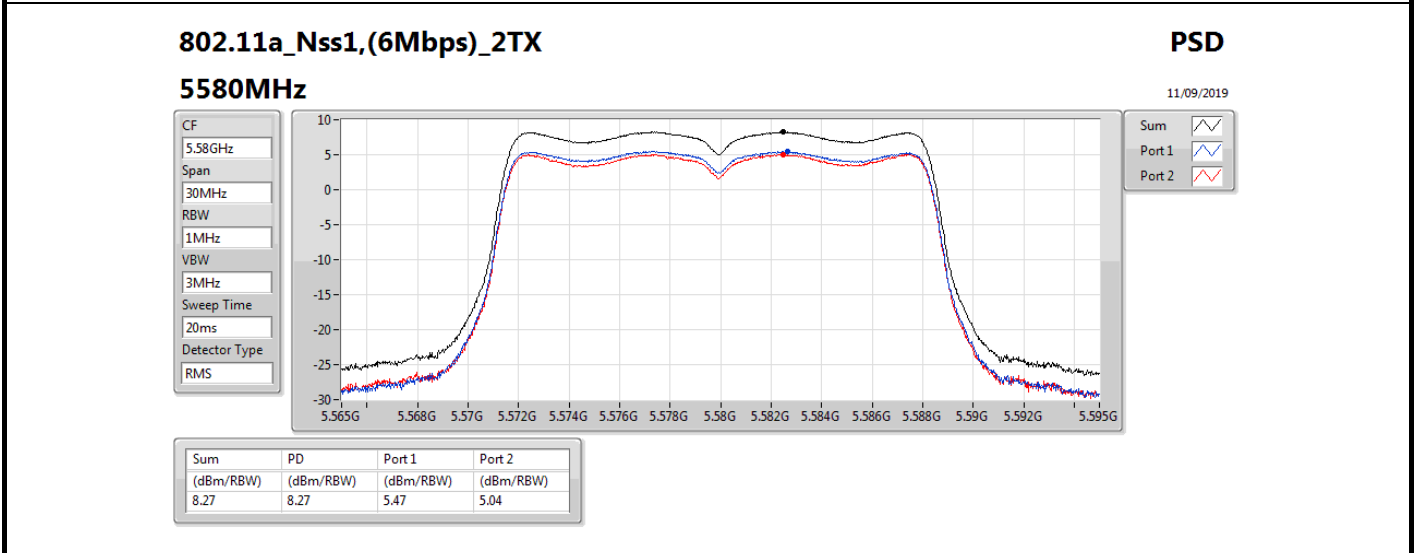
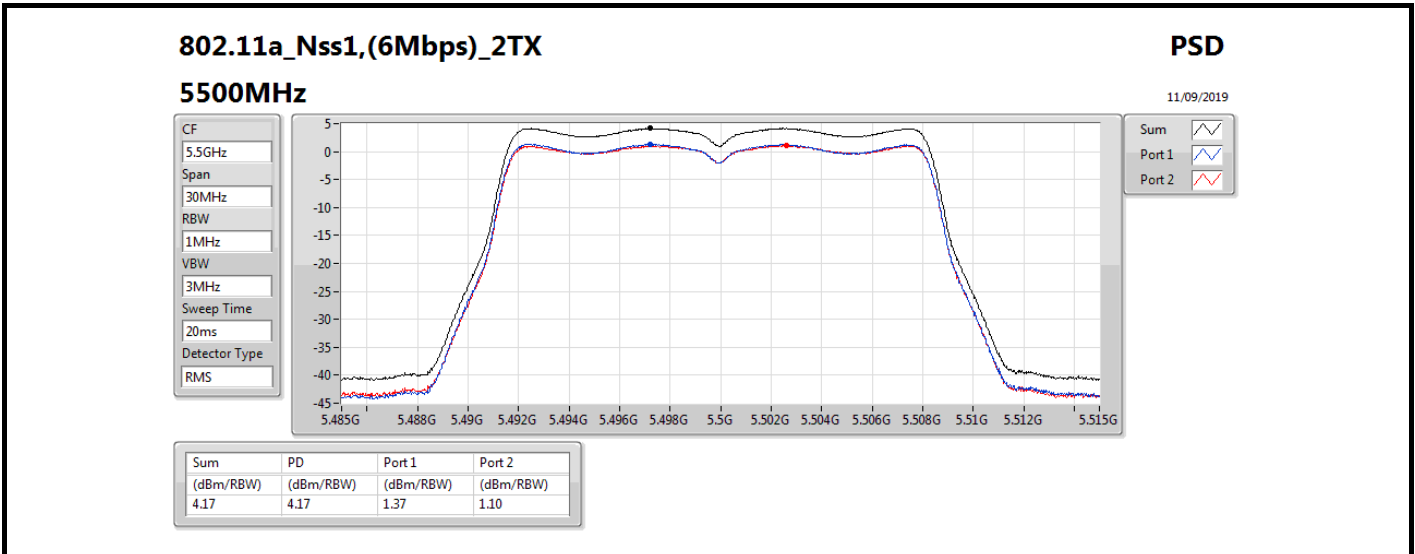
Result

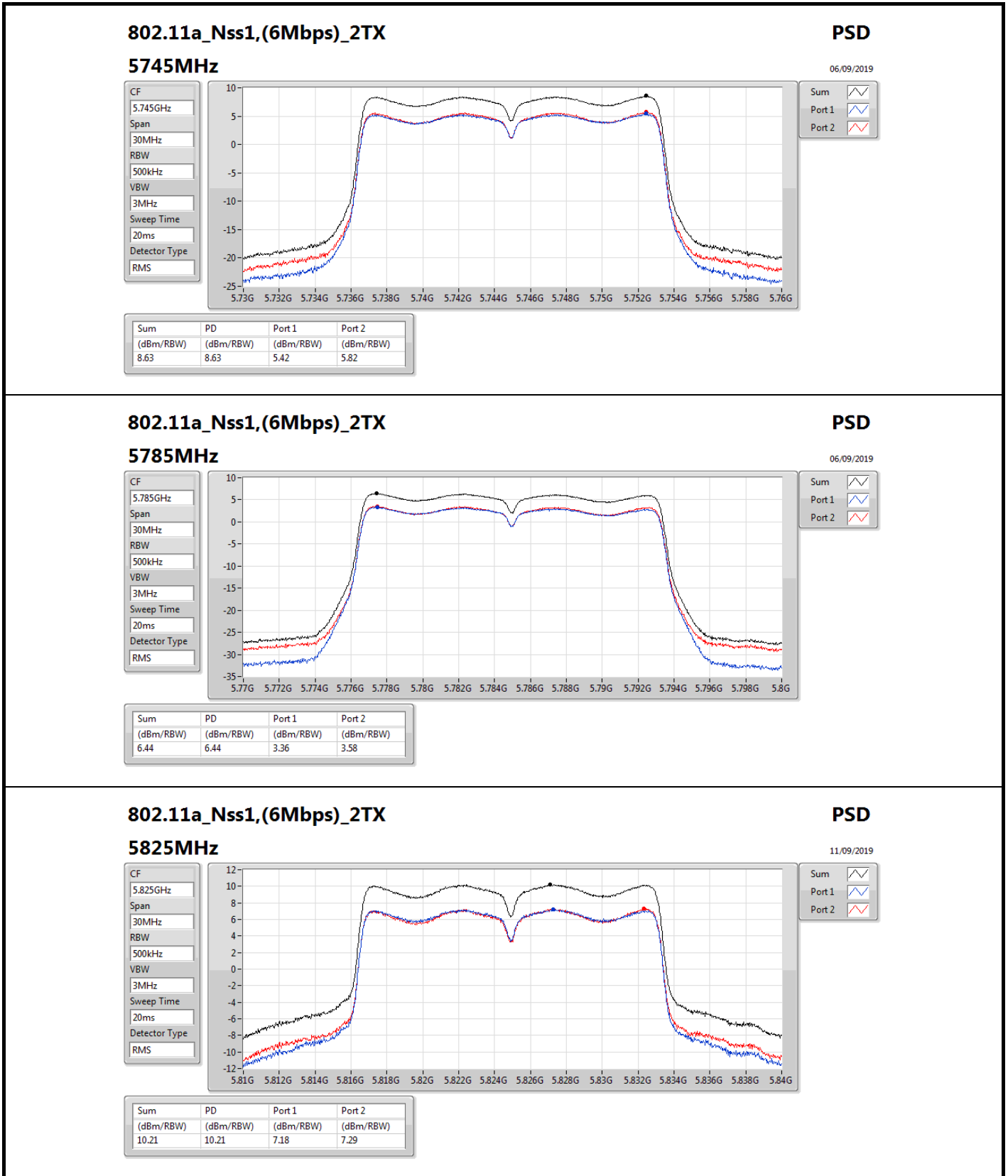
Mode	Result	DG (dBi)	Port 1 (dBm/RBW)	Port 2 (dBm/RBW)	PD (dBm/RBW)	PD Limit (dBm/RBW)	EIRP PD (dBm/RBW)	EIRP PD Limit (dBm/RBW)
802.11a_Nss1,(6Mbps)_2TX	-	-	-	-	-	-	-	-
5180MHz	Pass	8.17	4.97	5.24	8.09	8.83	16.26	Inf
5200MHz	Pass	8.17	4.87	5.20	8.02	8.83	16.19	Inf
5240MHz	Pass	8.17	4.85	5.60	8.23	8.83	16.40	Inf
5260MHz	Pass	8.17	5.11	5.43	8.27	8.83	16.44	Inf
5300MHz	Pass	8.17	4.27	4.40	7.30	8.83	15.47	Inf
5320MHz	Pass	8.17	2.28	2.37	5.29	8.83	13.46	Inf
5500MHz	Pass	8.17	1.37	1.10	4.17	8.83	12.34	Inf
5580MHz	Pass	8.17	5.47	5.04	8.27	8.83	16.44	Inf
5700MHz	Pass	8.17	-3.03	-2.85	0.07	8.83	8.24	Inf
5745MHz	Pass	8.17	5.42	5.82	8.63	27.83	16.80	Inf
5785MHz	Pass	8.17	3.36	3.58	6.44	27.83	14.61	Inf
5825MHz	Pass	8.17	7.18	7.29	10.21	27.83	18.38	Inf
802.11ac VHT20_Nss1,(MCS0)_2TX	-	-	-	-	-	-	-	-
5180MHz	Pass	8.17	2.89	3.38	6.13	8.83	14.30	Inf
5200MHz	Pass	8.17	4.82	5.34	8.09	8.83	16.26	Inf
5240MHz	Pass	8.17	4.89	5.57	8.23	8.83	16.40	Inf
5260MHz	Pass	8.17	4.94	5.23	8.05	8.83	16.22	Inf
5300MHz	Pass	8.17	4.18	4.46	7.31	8.83	15.48	Inf
5320MHz	Pass	8.17	1.54	1.81	4.69	8.83	12.86	Inf
5500MHz	Pass	8.17	2.20	2.21	5.15	8.83	13.32	Inf
5580MHz	Pass	8.17	5.41	5.04	8.16	8.83	16.33	Inf
5700MHz	Pass	8.17	-0.24	-0.62	2.58	8.83	10.75	Inf
5745MHz	Pass	8.17	8.30	8.13	11.20	27.83	19.37	Inf
5785MHz	Pass	8.17	2.45	2.36	5.40	27.83	13.57	Inf
5825MHz	Pass	8.17	7.79	8.01	10.85	27.83	19.02	Inf
802.11ac VHT40_Nss1,(MCS0)_2TX	-	-	-	-	-	-	-	-
5190MHz	Pass	8.17	-0.78	-0.62	2.29	8.83	10.46	Inf
5230MHz	Pass	8.17	3.97	4.40	7.18	8.83	15.35	Inf
5270MHz	Pass	8.17	2.15	2.50	5.32	8.83	13.49	Inf
5310MHz	Pass	8.17	-0.73	-0.48	2.37	8.83	10.54	Inf
5510MHz	Pass	8.17	-2.67	-2.79	0.22	8.83	8.39	Inf
5550MHz	Pass	8.17	4.81	4.38	7.59	8.83	15.76	Inf
5670MHz	Pass	8.17	-0.89	-0.58	2.23	8.83	10.40	Inf
5755MHz	Pass	8.17	3.45	3.40	6.38	27.83	14.55	Inf
5795MHz	Pass	8.17	2.37	2.86	5.63	27.83	13.80	Inf
802.11ac VHT80_Nss1,(MCS0)_2TX	-	-	-	-	-	-	-	-
5210MHz	Pass	8.17	-12.77	-12.65	-9.72	8.83	-1.55	Inf
5290MHz	Pass	8.17	-11.06	-10.74	-7.95	8.83	0.22	Inf
5530MHz	Pass	8.17	-8.99	-9.05	-6.05	8.83	2.12	Inf
5610MHz	Pass	8.17	-4.66	-5.00	-1.97	8.83	6.20	Inf
5775MHz	Pass	8.17	-5.67	-5.17	-2.56	27.83	5.61	Inf

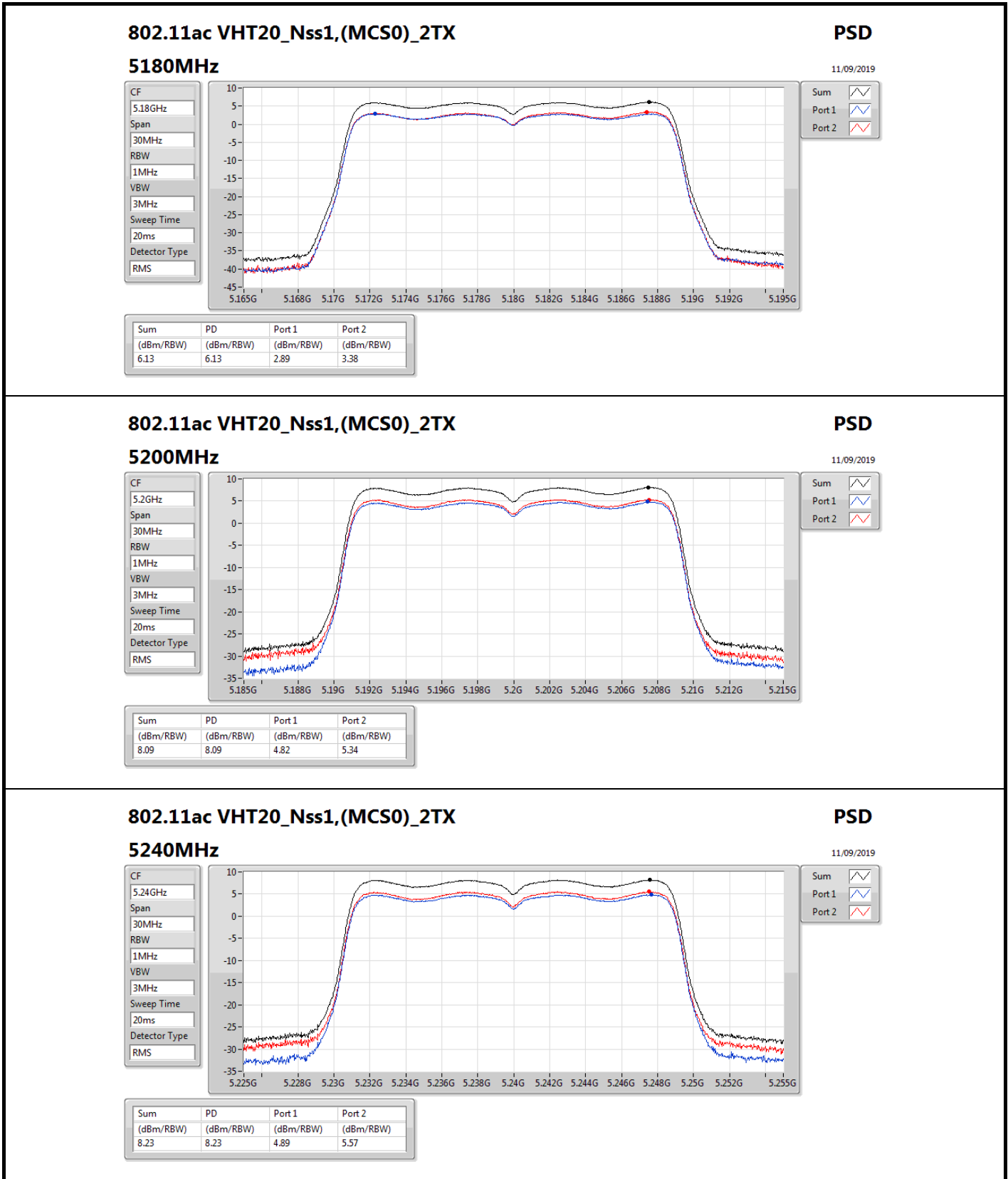
DG = Directional Gain; RBW = 500 kHz for 5.725-5.85GHz band / 1MHz for other band;
 PD = trace bin-by-bin of each transmits port summing can be performed maximum power density; Port X = Port X power density;











802.11ac VHT20_Nss1,(MCS0)_2TX

5240MHz

PSD

11/09/2019

CF

5.24GHz

Span

30MHz

RBW

1MHz

VBW

3MHz

Sweep Time

20ms

Detector Type

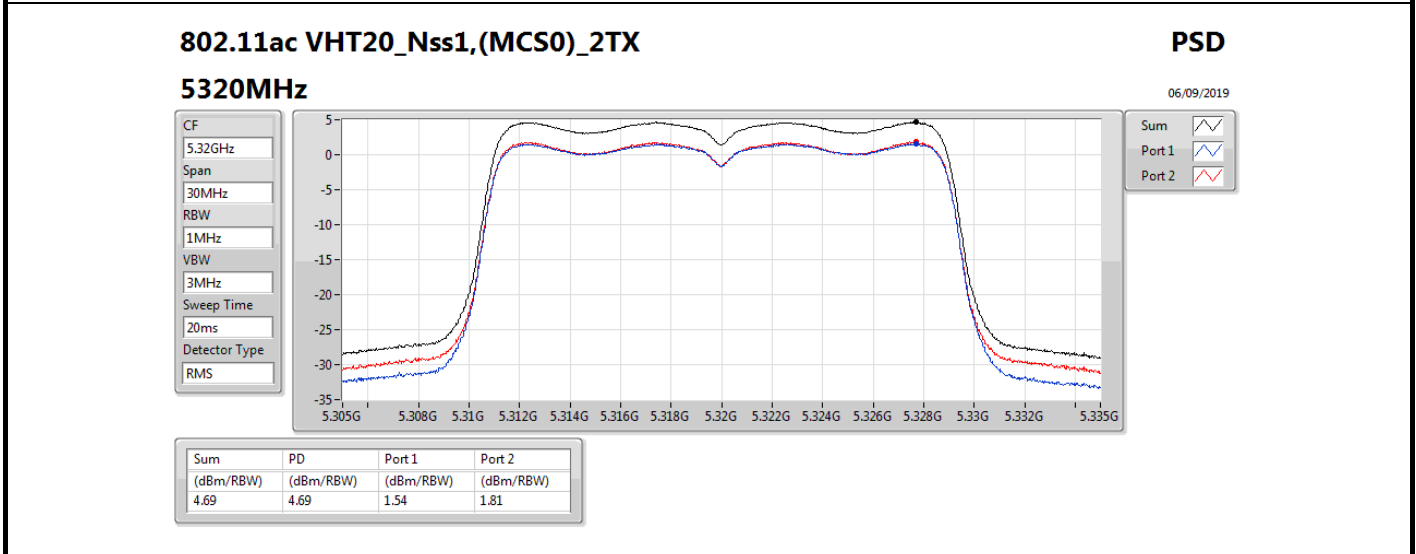
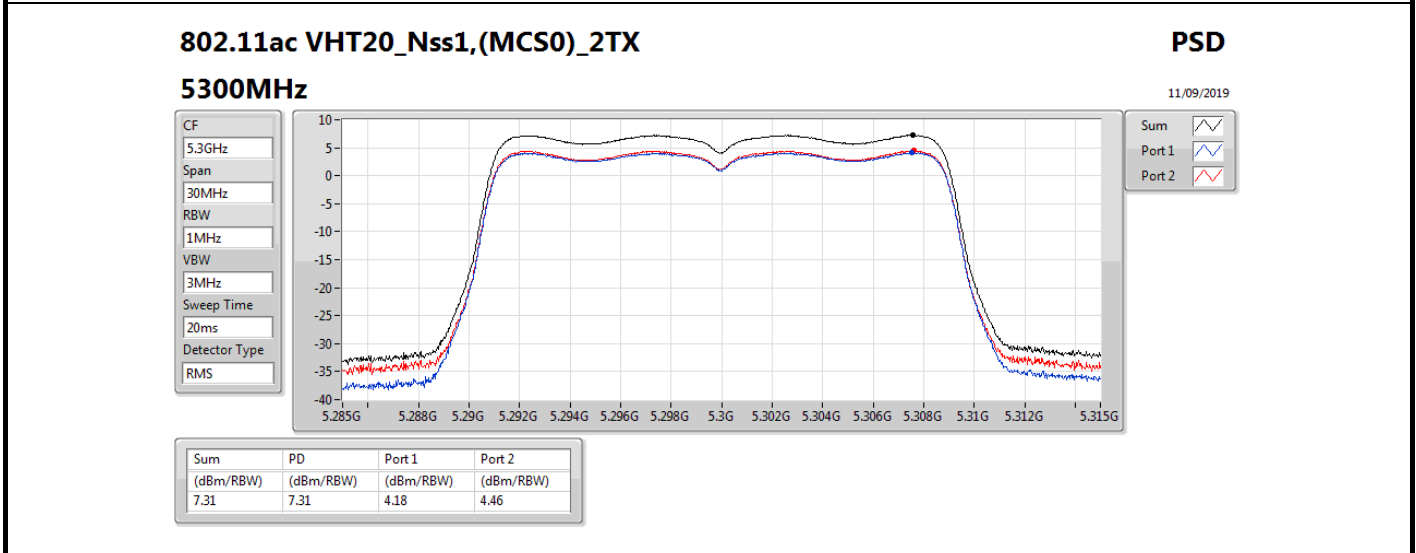
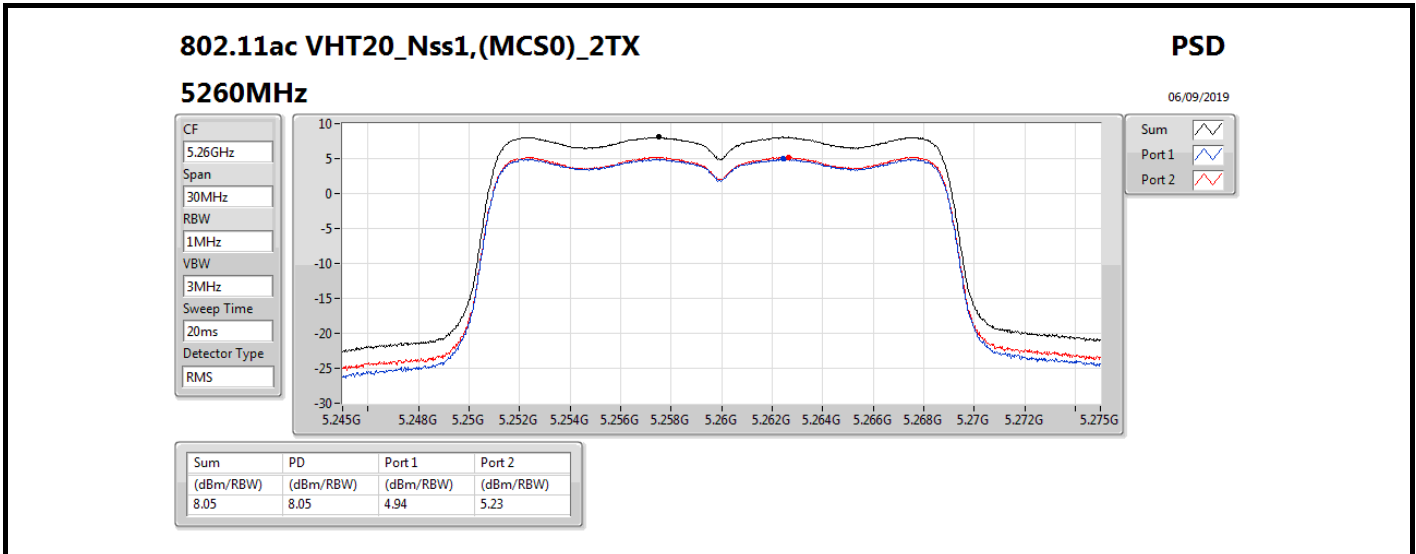
RMS

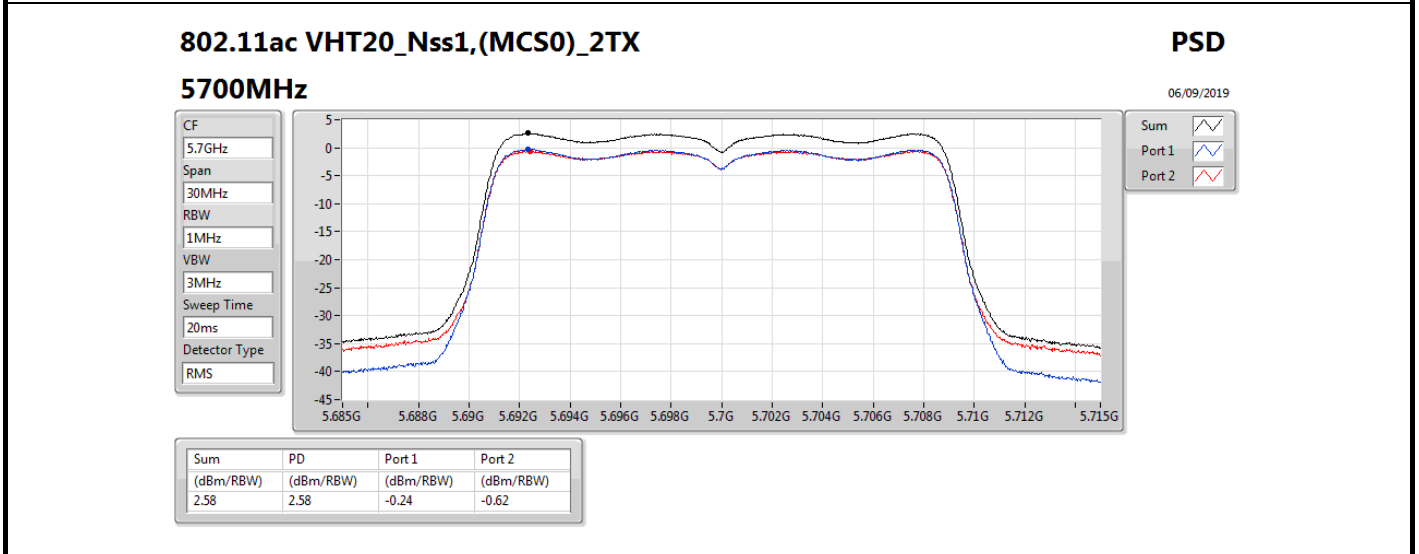
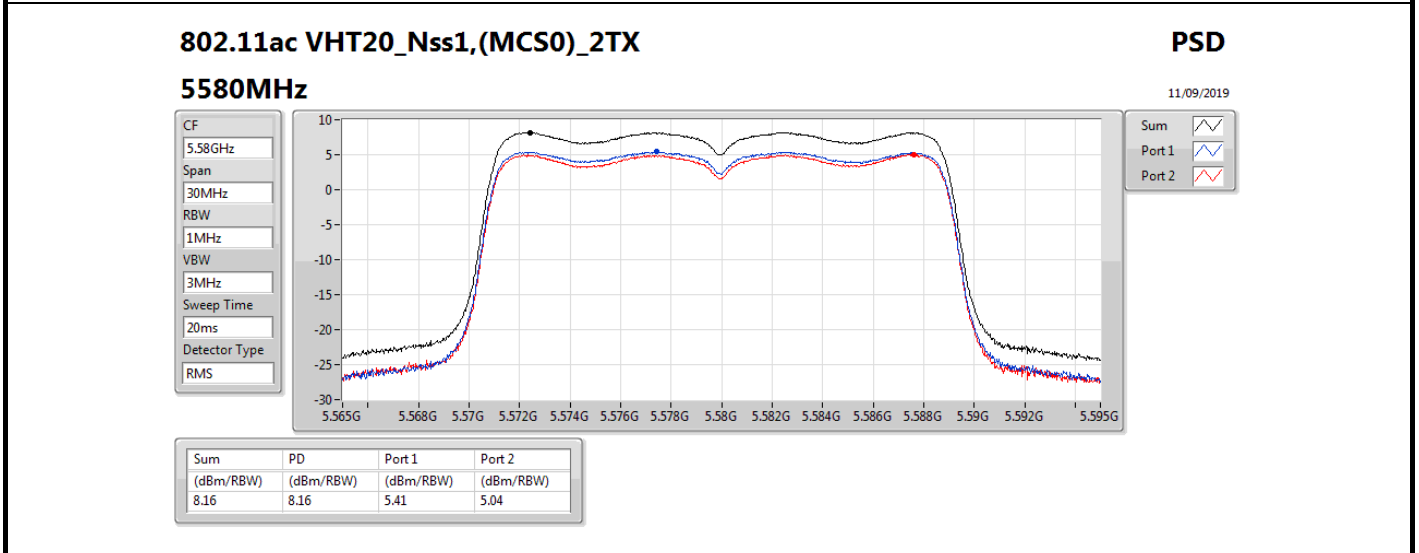
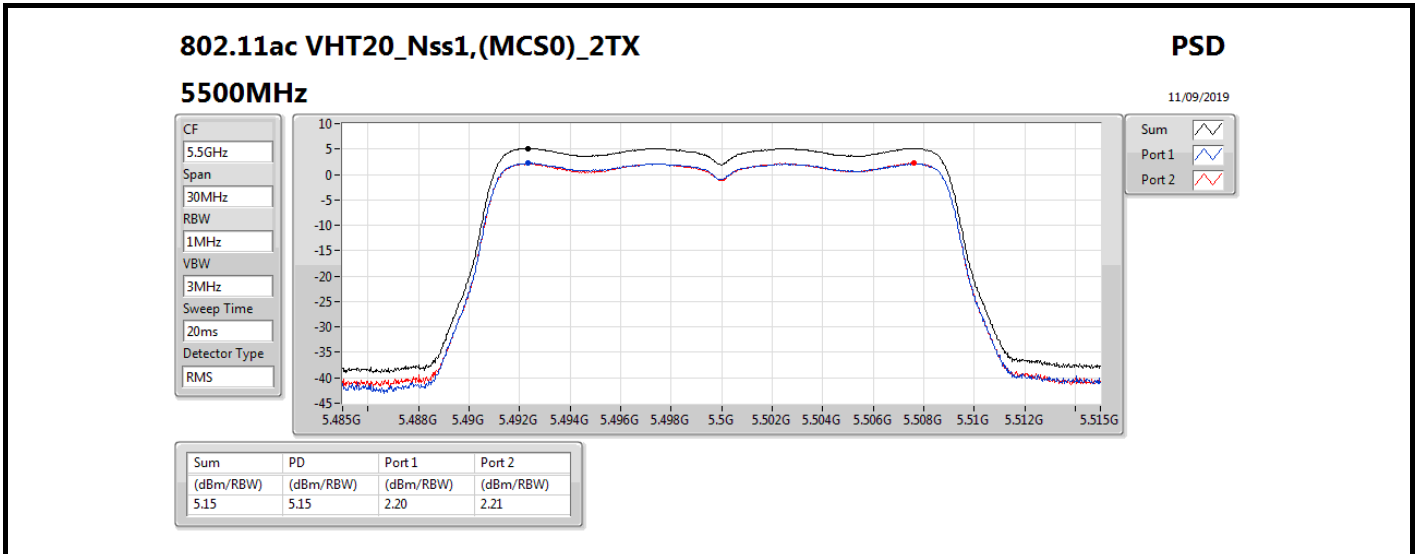
Sum

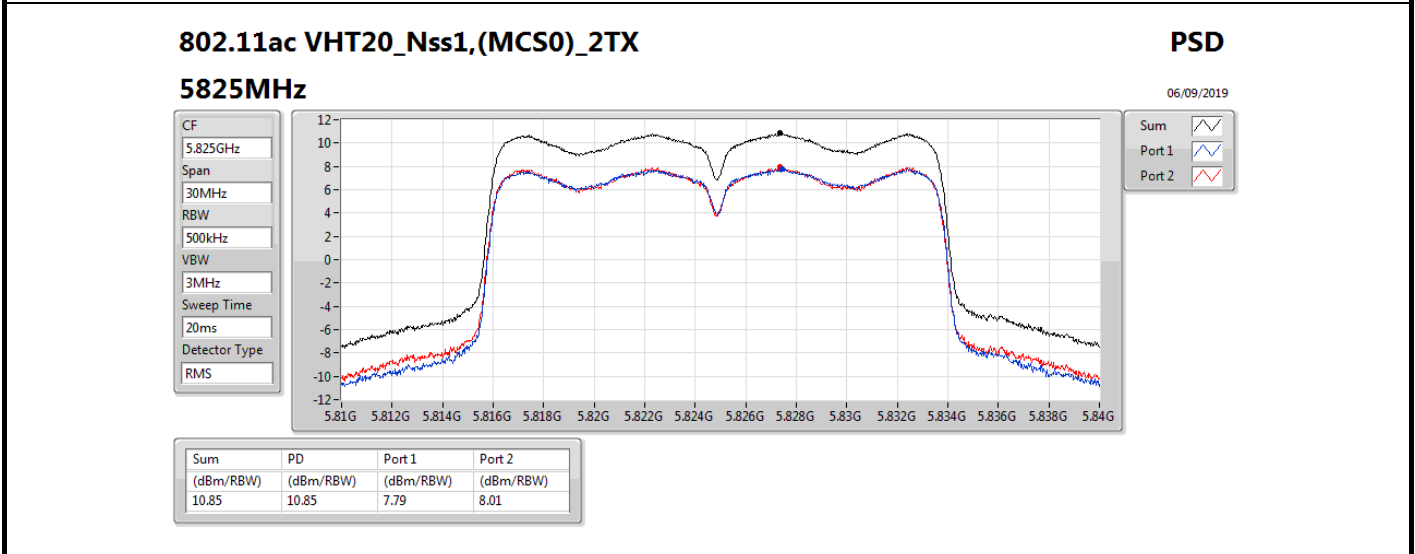
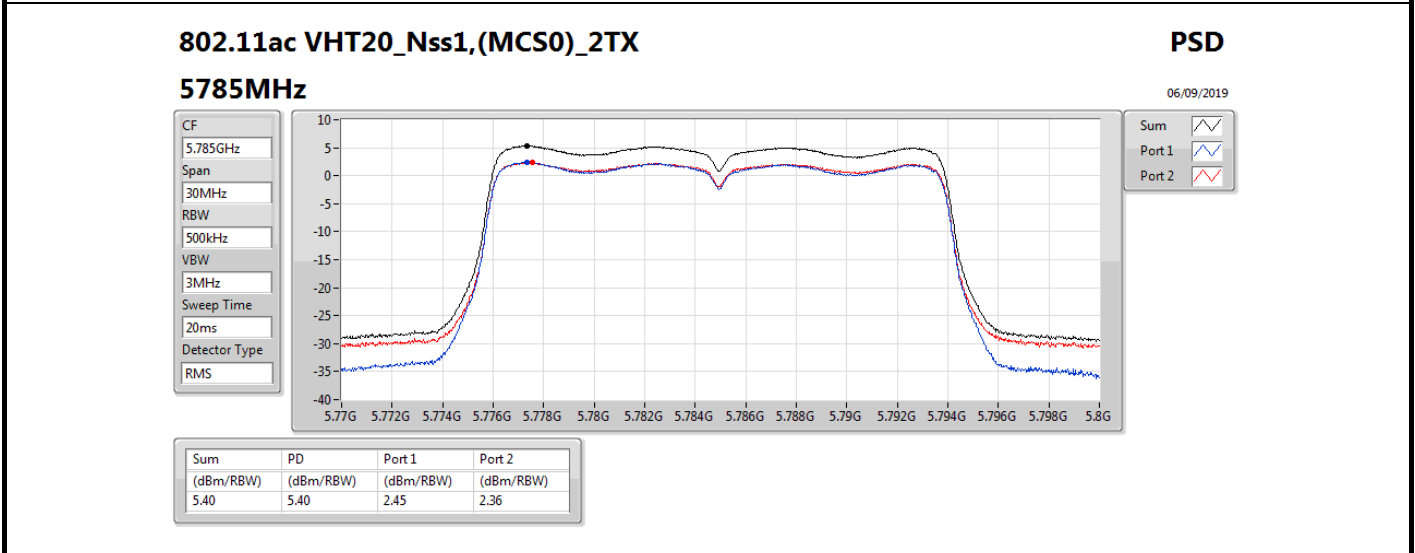
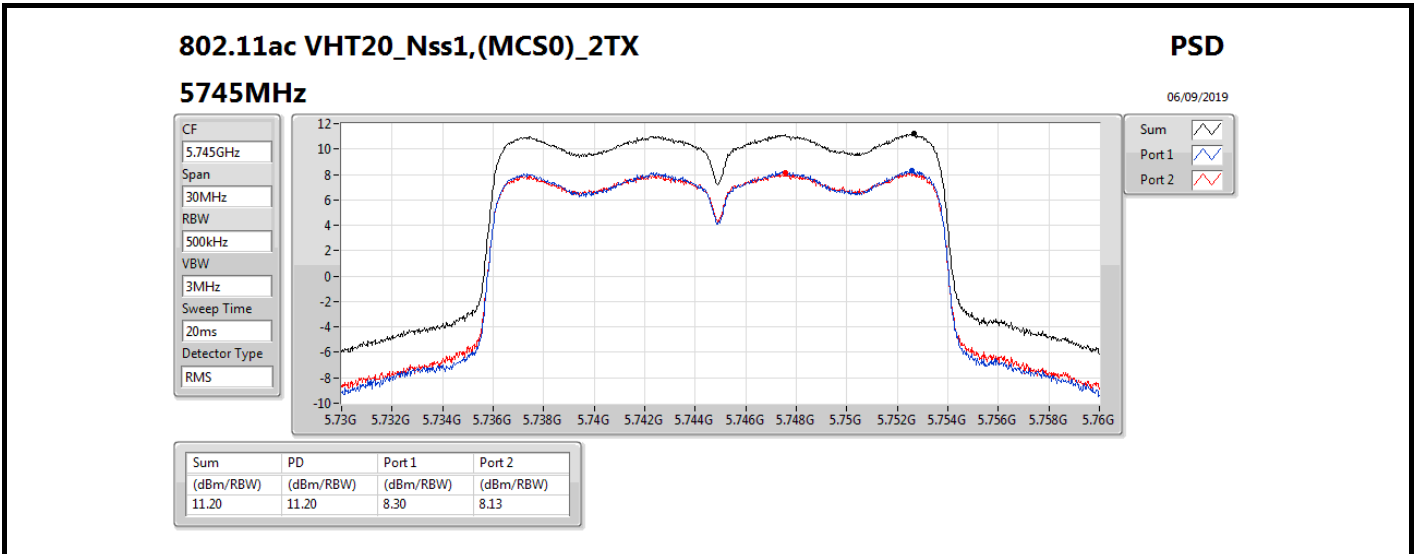
Port 1

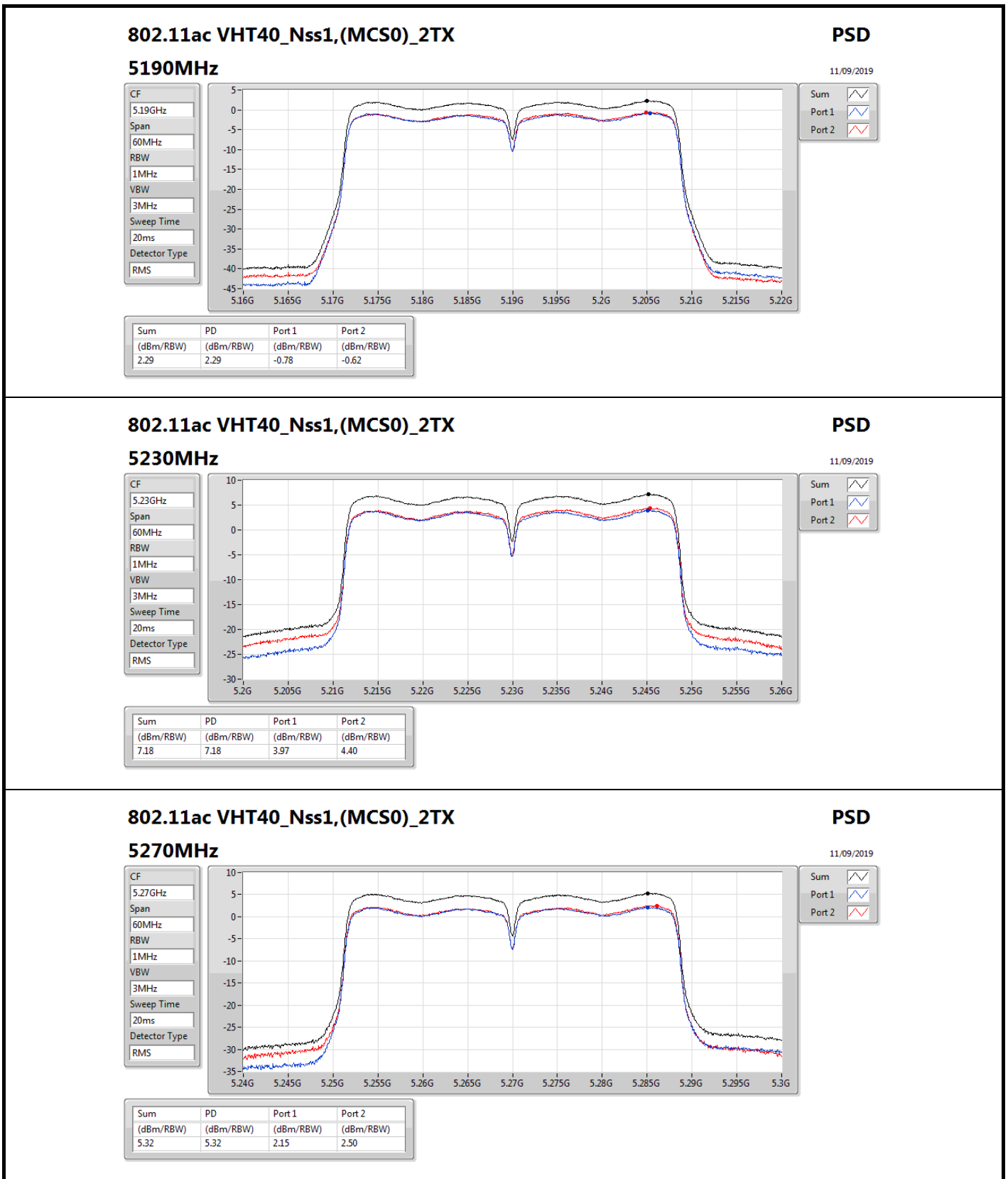
Port 2

Sum	PD	Port 1	Port 2
(dBm/RBW)	(dBm/RBW)	(dBm/RBW)	(dBm/RBW)
8.23	8.23	4.89	5.57









802.11ac VHT40_Nss1,(MCS0)_2TX

5270MHz

PSD

11/09/2019

CF
5.27GHz

Span
60MHz

RBW
1MHz

VBW
3MHz

Sweep Time
20ms

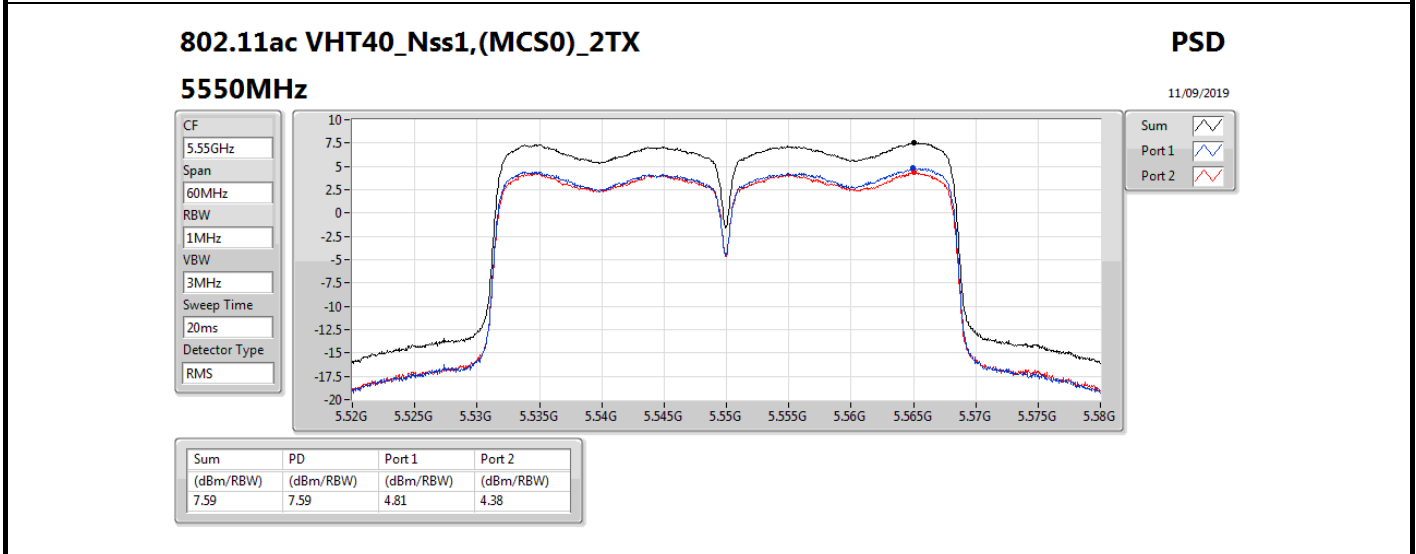
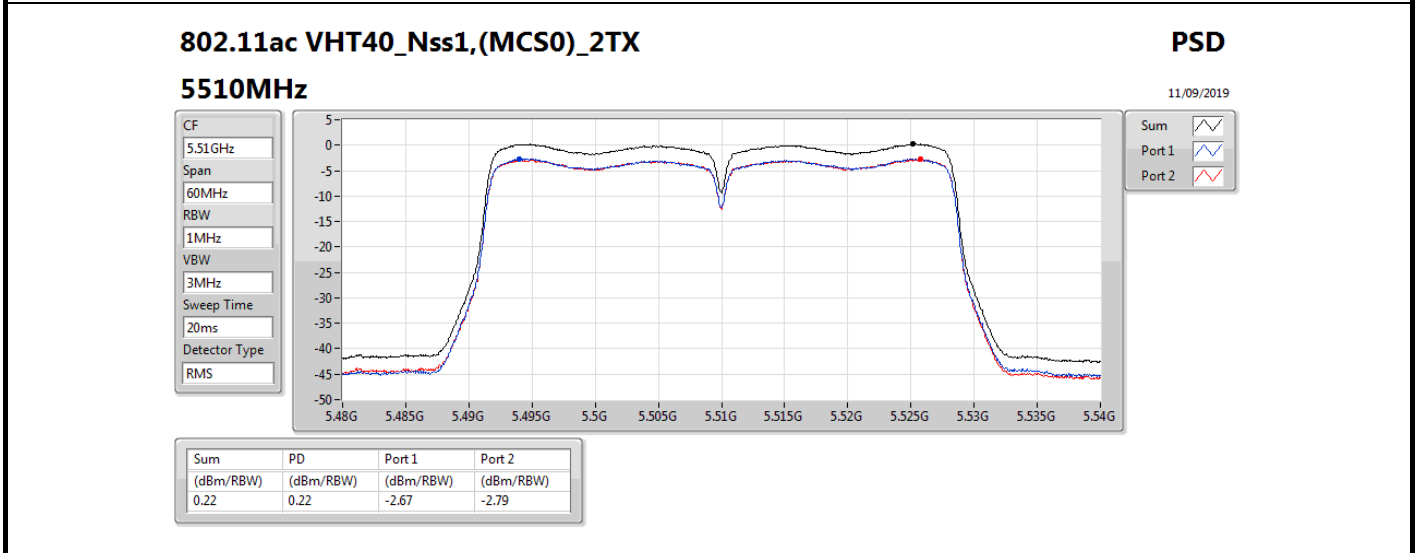
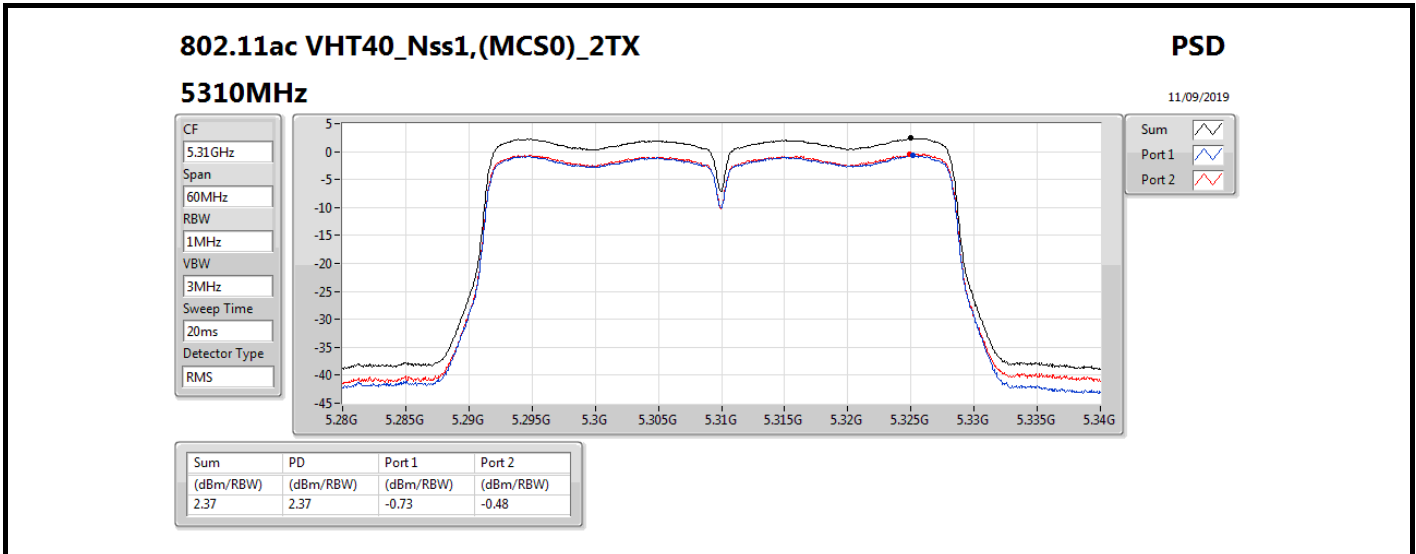
Detector Type
RMS

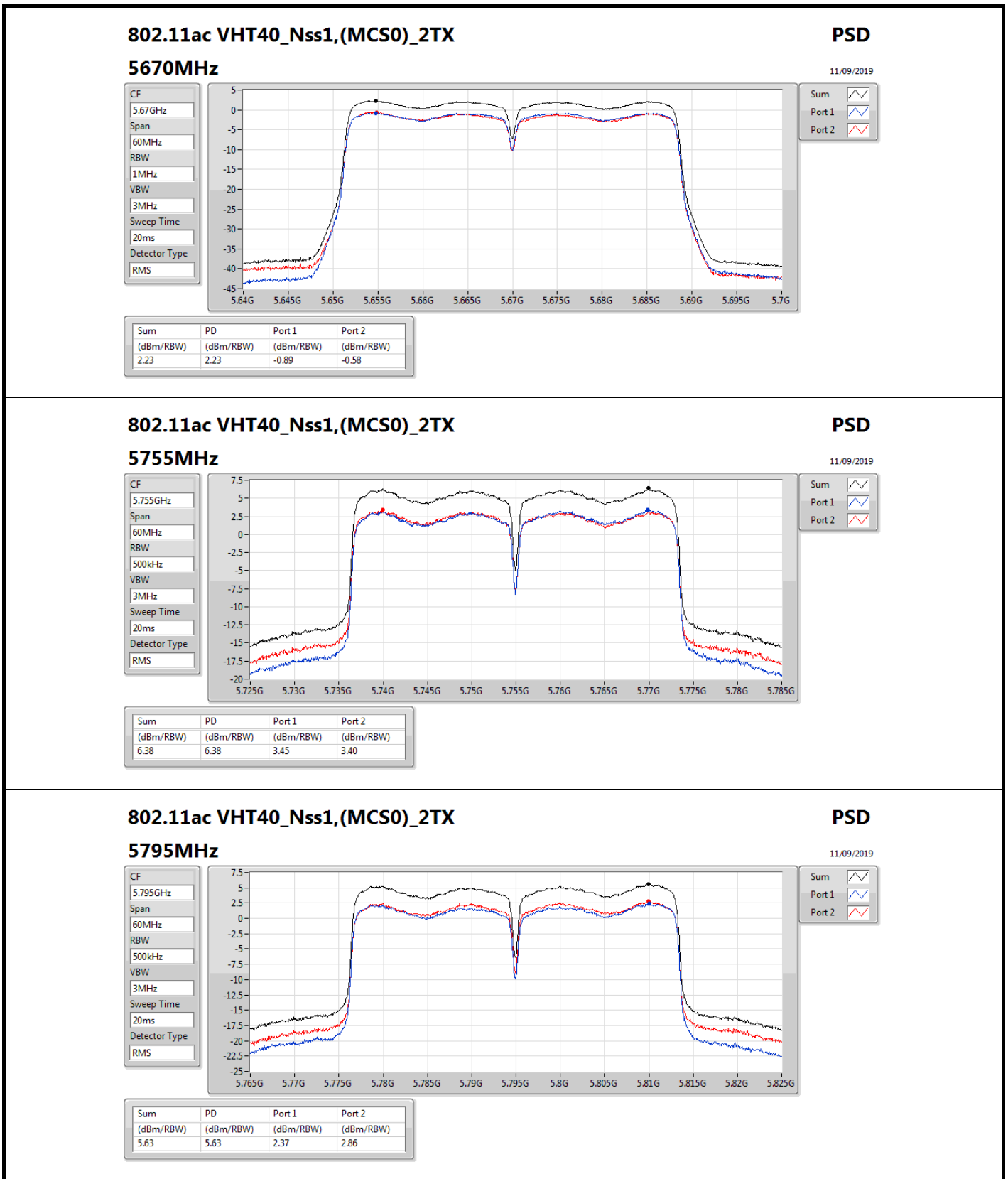


Sum 

Port 1 

Port 2 





802.11ac VHT40_Nss1,(MCS0)_2TX

5795MHz

PSD

11/09/2019

CF
5.795GHz

Span
60MHz

RBW
500kHz

VBW
3MHz

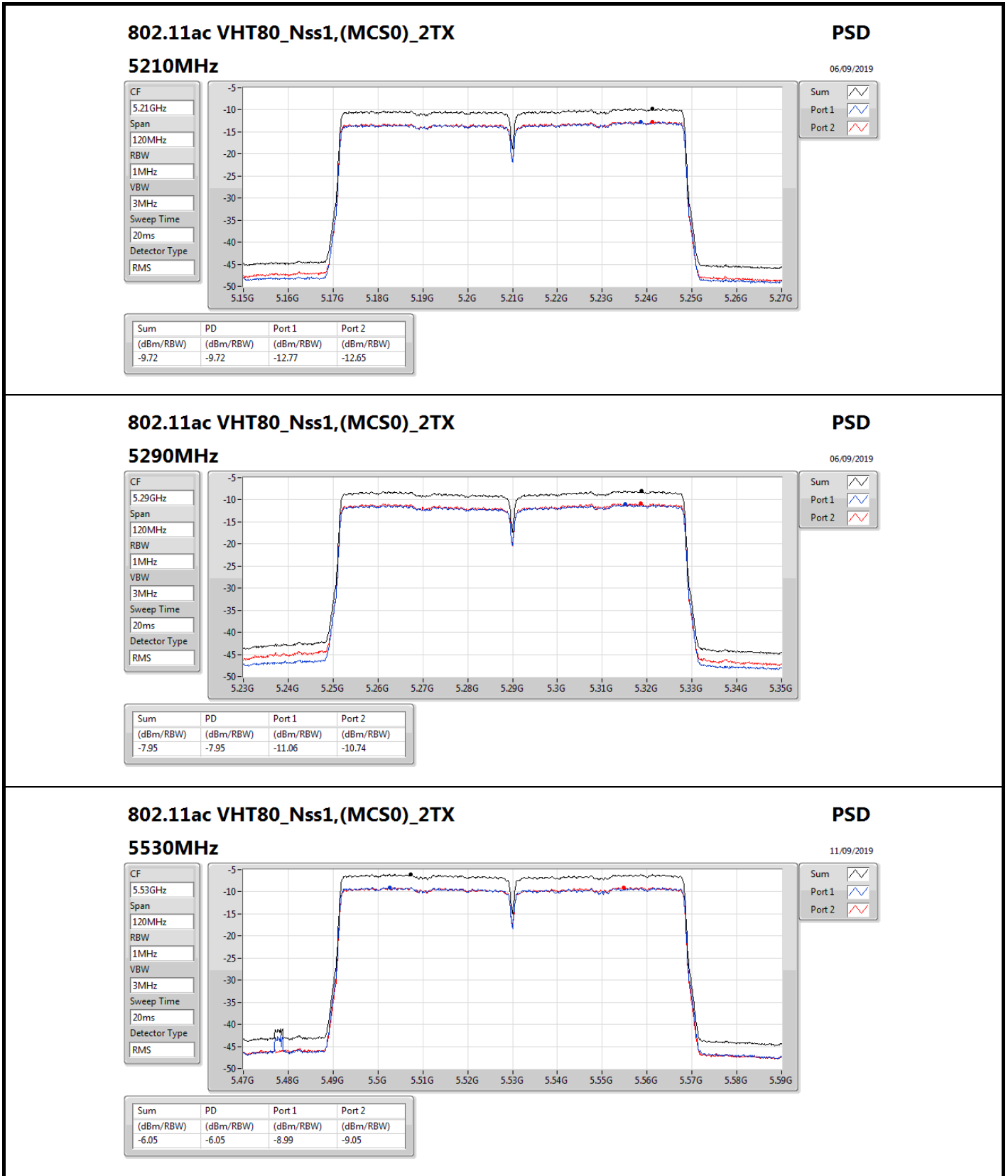
Sweep Time
20ms

Detector Type
RMS

Sum

Port 1

Port 2



802.11ac VHT80_Nss1,(MCS0)_2TX

5530MHz

PSD

11/09/2019

CF
5.53GHz

Span
120MHz

RBW
1MHz

VBW
3MHz

Sweep Time
20ms

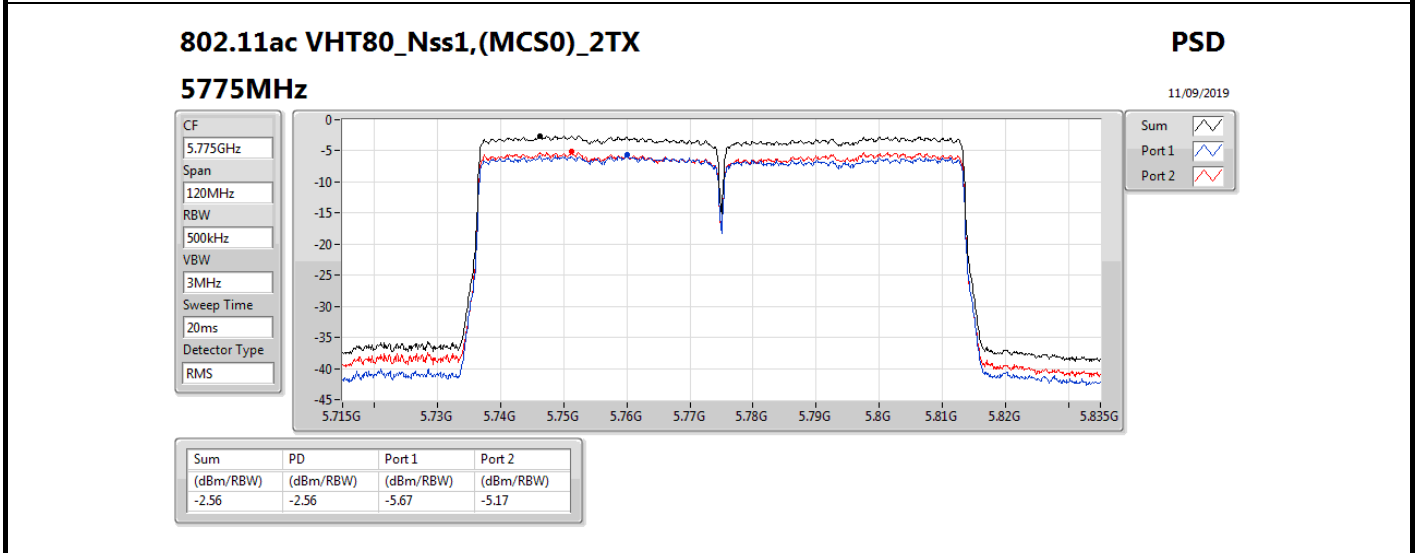
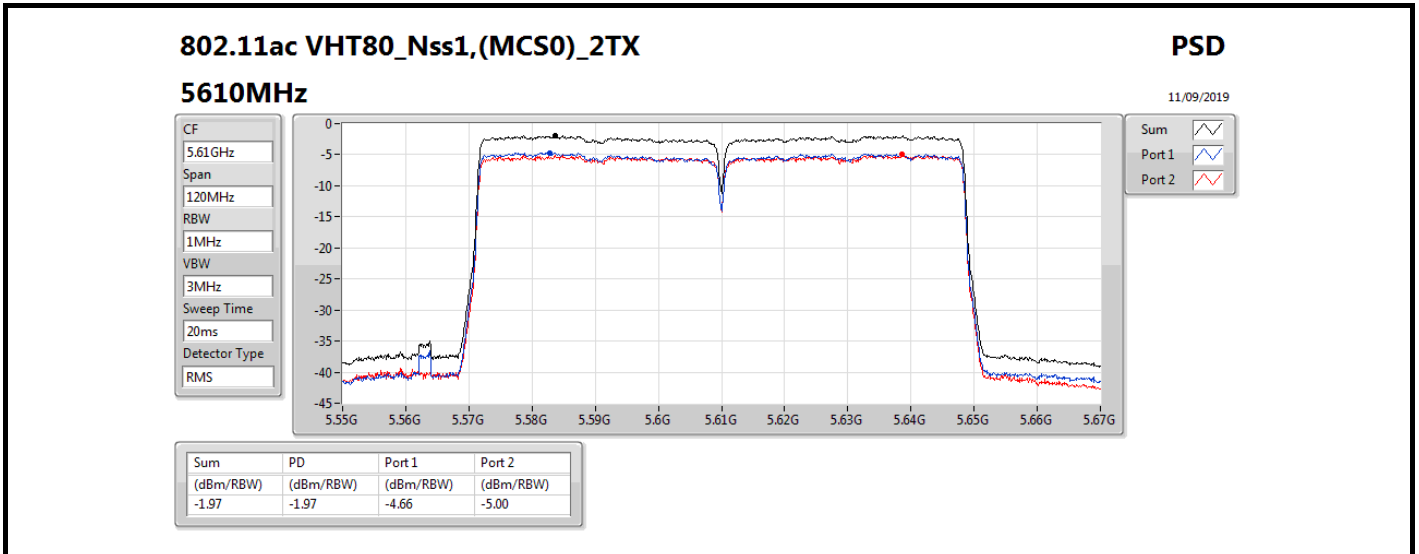
Detector Type
RMS



Sum 

Port 1 

Port 2 





Summary

Mode	PD (dBm/RBW)	EIRP PD (dBm/RBW)
5.15-5.25GHz	-	-
802.11a_Nss1,(6Mbps)_2TX	10.10	16.72
802.11ac VHT20_Nss1,(MCS0)_2TX	10.03	16.65
802.11ac VHT40_Nss1,(MCS0)_2TX	6.24	12.86
802.11ac VHT80_Nss1,(MCS0)_2TX	-6.63	-0.01
5.25-5.35GHz	-	-
802.11a_Nss1,(6Mbps)_2TX	10.14	16.76
802.11ac VHT20_Nss1,(MCS0)_2TX	10.07	16.69
802.11ac VHT40_Nss1,(MCS0)_2TX	5.32	11.94
802.11ac VHT80_Nss1,(MCS0)_2TX	-4.79	1.83
5.47-5.725GHz	-	-
802.11a_Nss1,(6Mbps)_2TX	6.38	13.00
802.11ac VHT20_Nss1,(MCS0)_2TX	6.33	12.95
802.11ac VHT40_Nss1,(MCS0)_2TX	2.28	8.90
802.11ac VHT80_Nss1,(MCS0)_2TX	-3.92	2.70
5.725-5.85GHz	-	-
802.11a_Nss1,(6Mbps)_2TX	9.61	16.23
802.11ac VHT20_Nss1,(MCS0)_2TX	9.21	15.83
802.11ac VHT40_Nss1,(MCS0)_2TX	3.42	10.04
802.11ac VHT80_Nss1,(MCS0)_2TX	-3.52	3.10

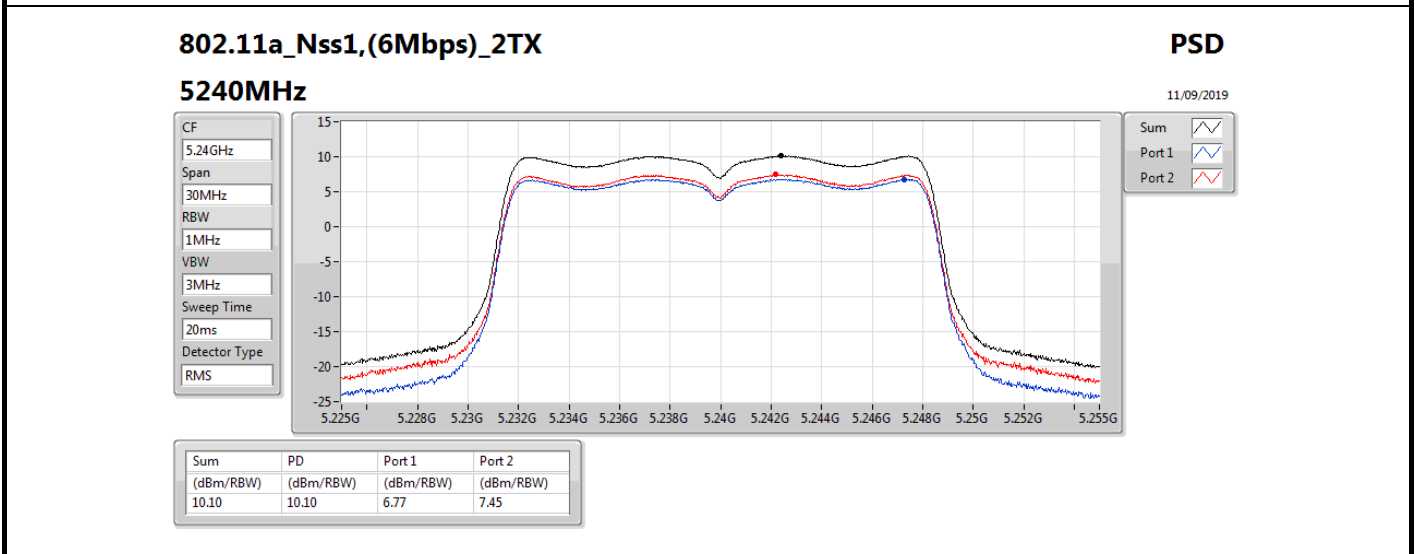
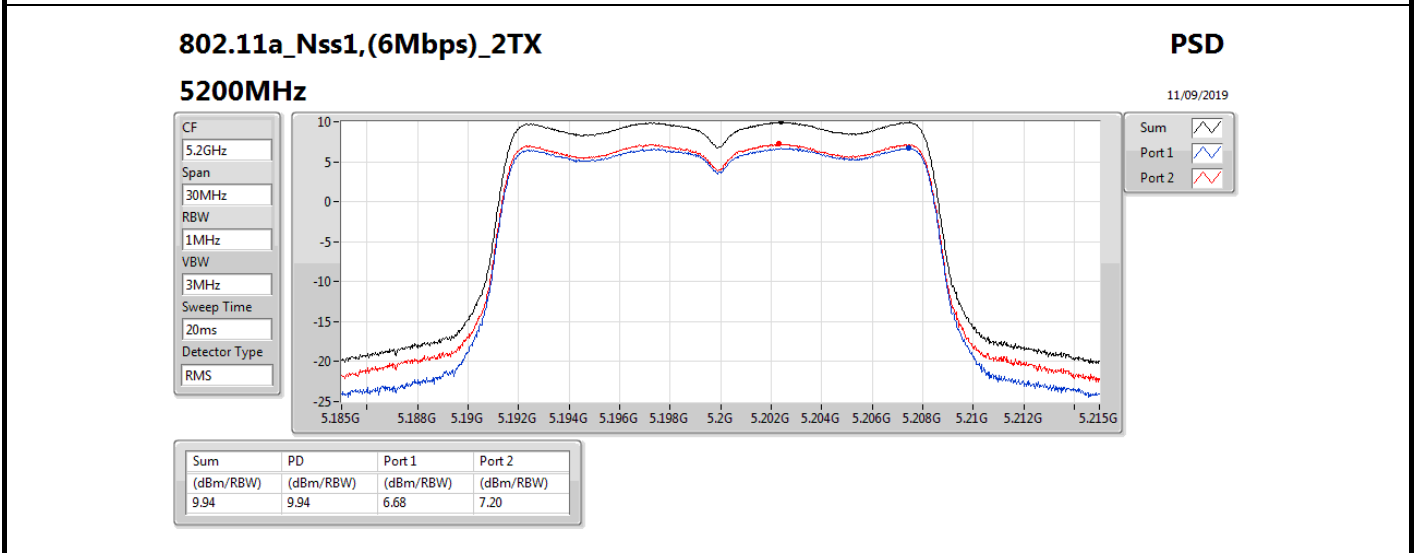
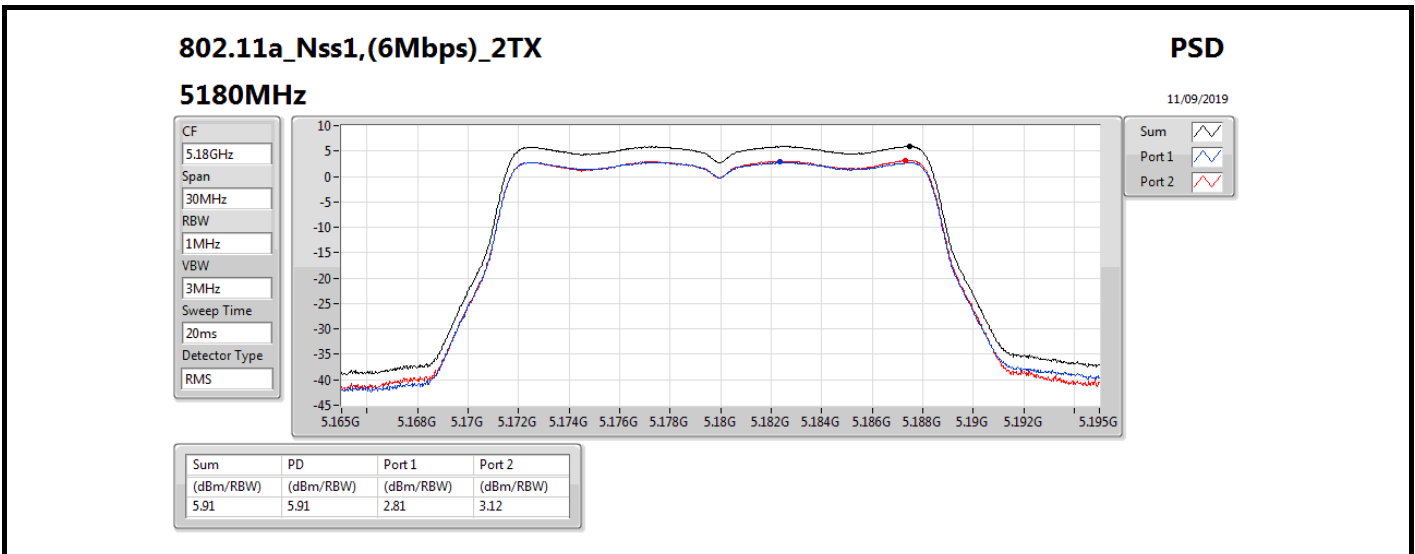
RBW = 500 kHz for 5.725-5.85GHz band / 1MHz for other band;

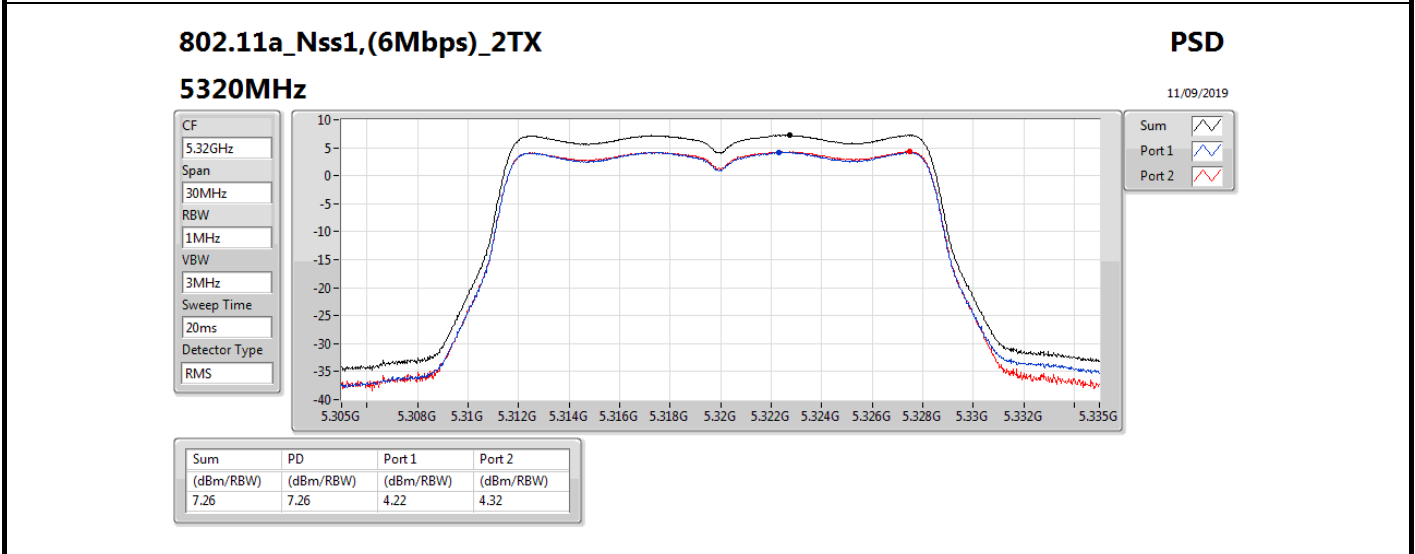
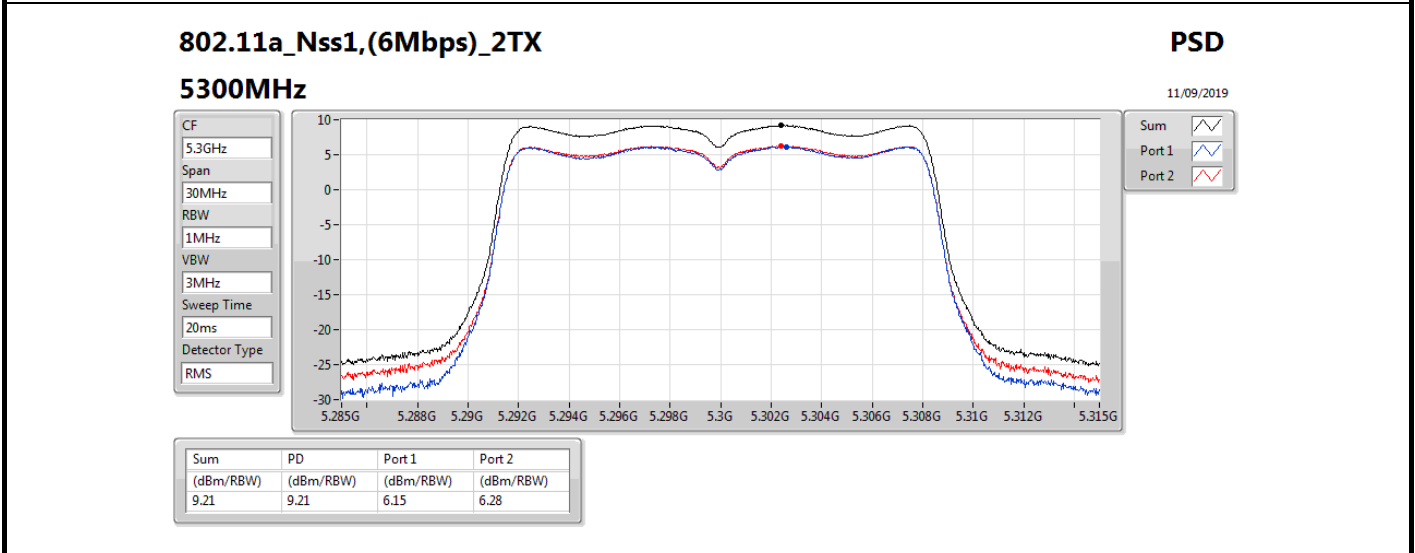
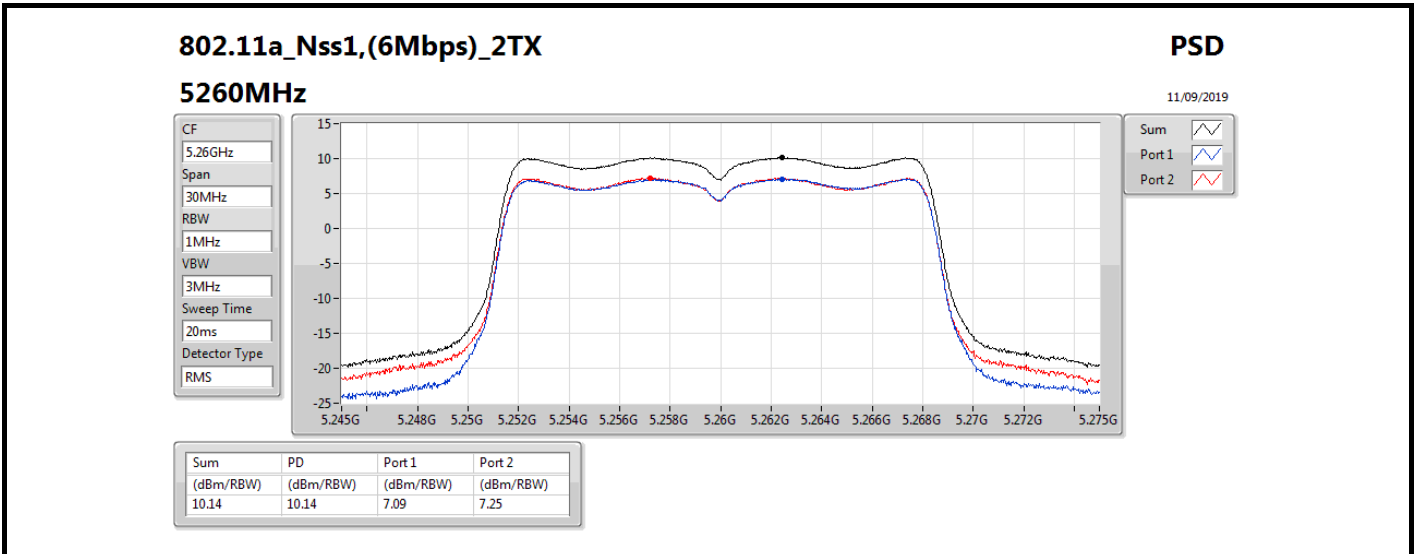


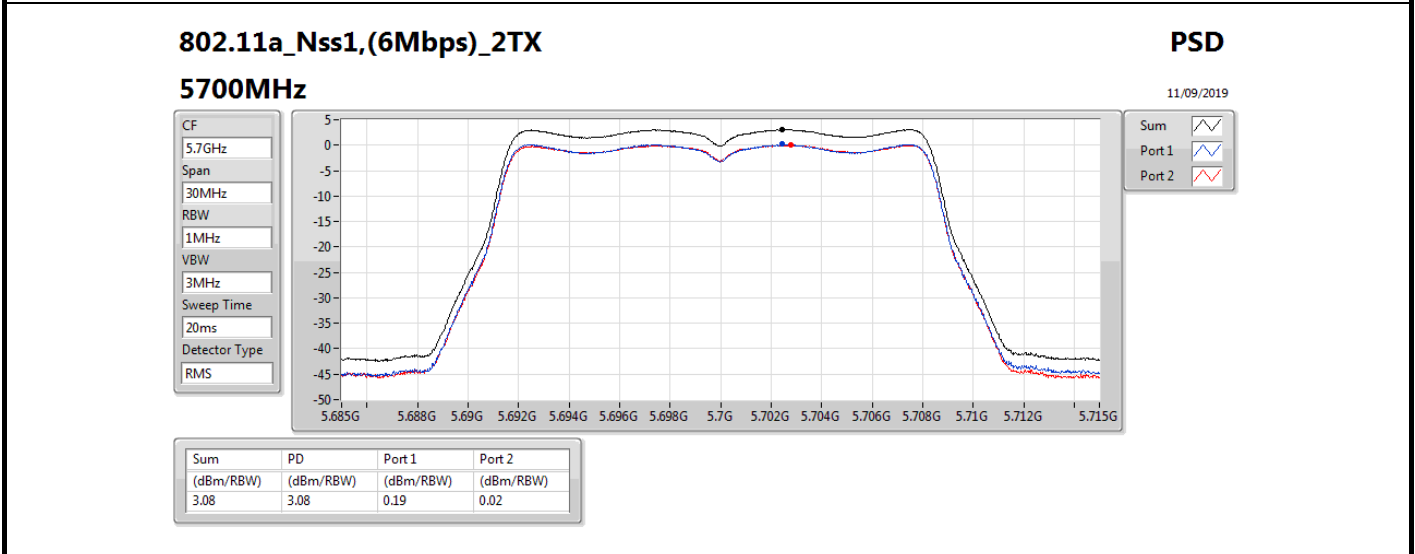
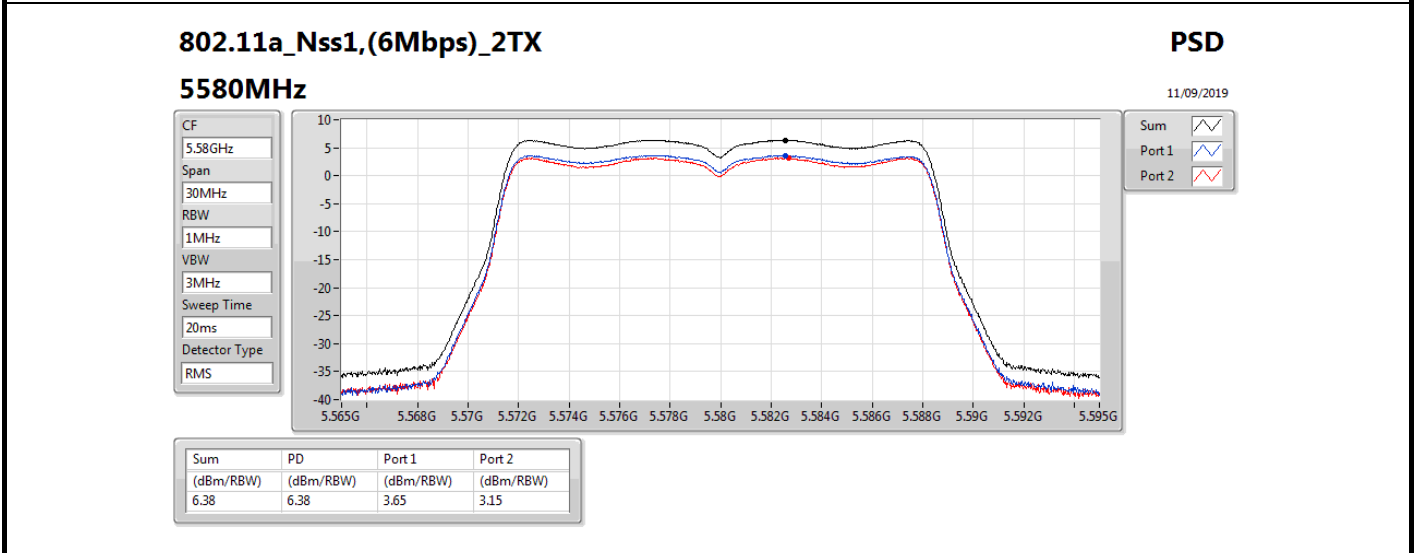
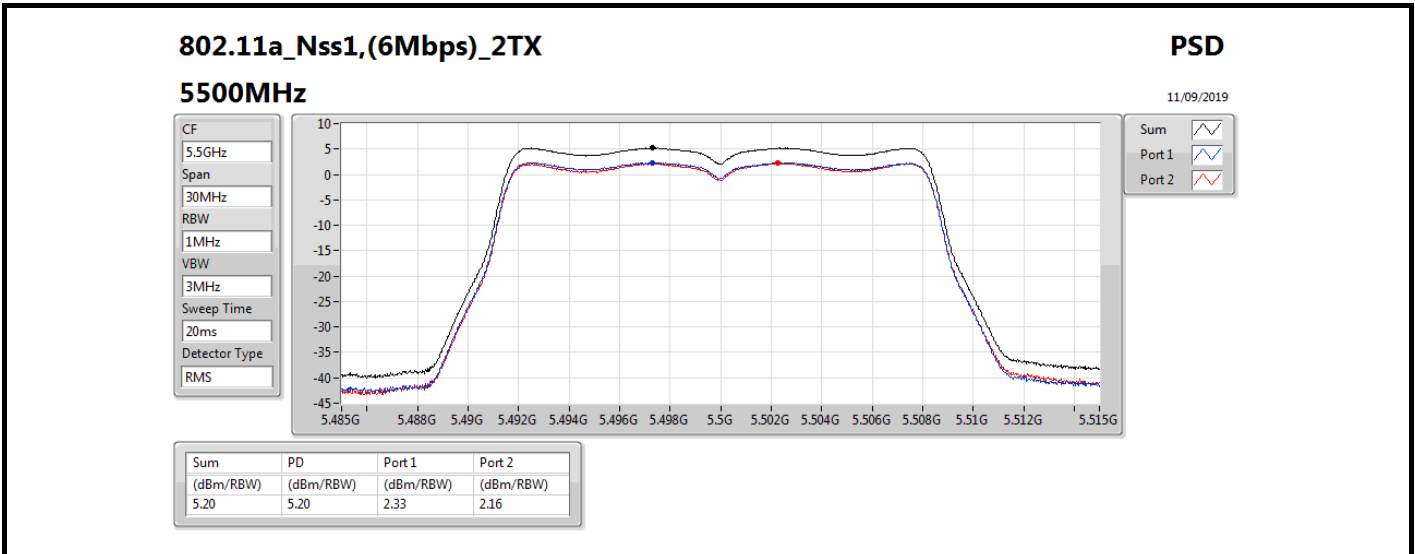
Result

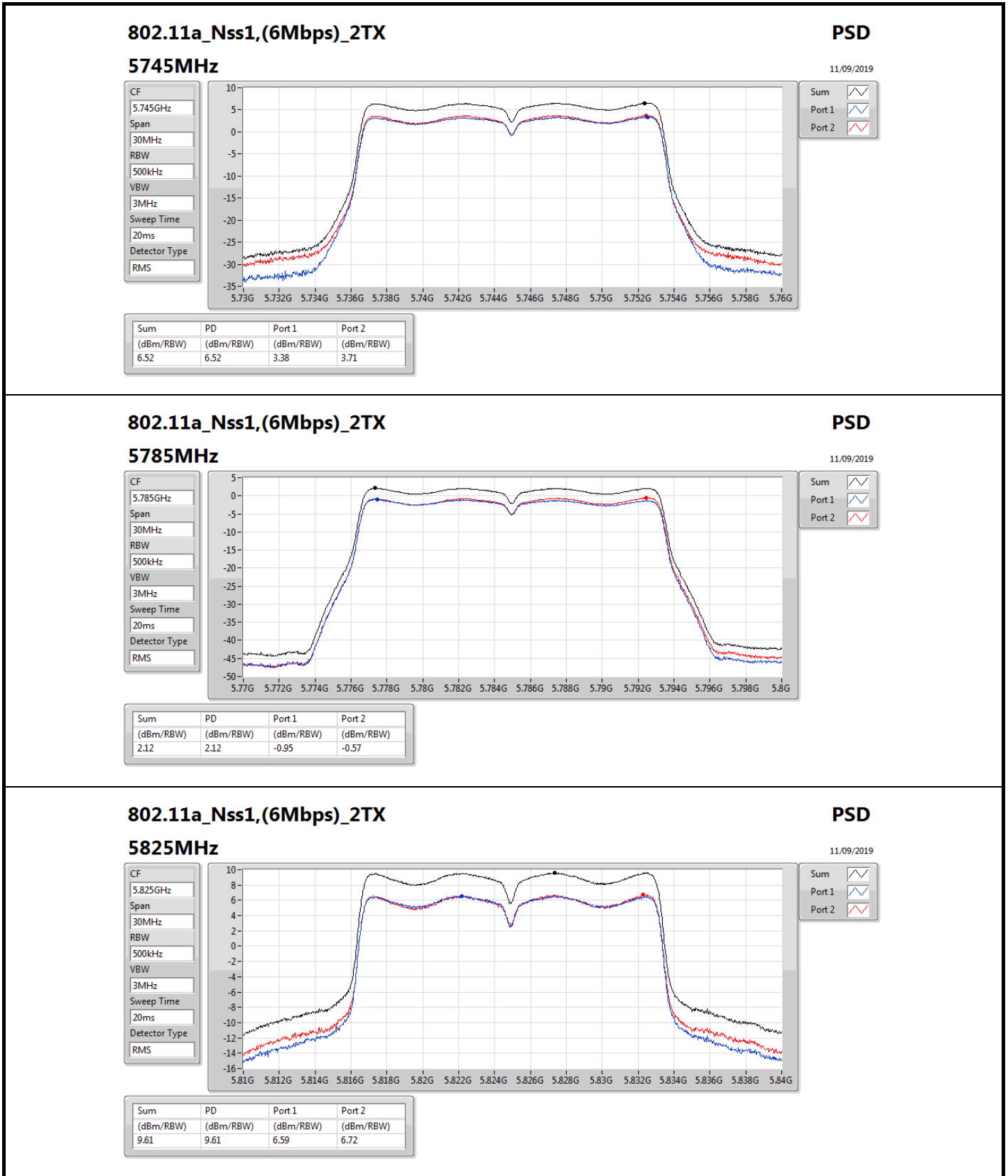
Mode	Result	DG (dBi)	Port 1 (dBm/RBW)	Port 2 (dBm/RBW)	PD (dBm/RBW)	PD Limit (dBm/RBW)	EIRP PD (dBm/RBW)	EIRP PD Limit (dBm/RBW)
802.11a_Nss1,(6Mbps)_2TX	-	-	-	-	-	-	-	-
5180MHz	Pass	6.62	2.81	3.12	5.91	10.38	12.53	Inf
5200MHz	Pass	6.62	6.68	7.20	9.94	10.38	16.56	Inf
5240MHz	Pass	6.62	6.77	7.45	10.10	10.38	16.72	Inf
5260MHz	Pass	6.62	7.09	7.25	10.14	10.38	16.76	Inf
5300MHz	Pass	6.62	6.15	6.28	9.21	10.38	15.83	Inf
5320MHz	Pass	6.62	4.22	4.32	7.26	10.38	13.88	Inf
5500MHz	Pass	6.62	2.33	2.16	5.20	10.38	11.82	Inf
5580MHz	Pass	6.62	3.65	3.15	6.38	10.38	13.00	Inf
5700MHz	Pass	6.62	0.19	0.02	3.08	10.38	9.70	Inf
5745MHz	Pass	6.62	3.38	3.71	6.52	29.38	13.14	Inf
5785MHz	Pass	6.62	-0.95	-0.57	2.12	29.38	8.74	Inf
5825MHz	Pass	6.62	6.59	6.72	9.61	29.38	16.23	Inf
802.11ac VHT20_Nss1,(MCS0)_2TX	-	-	-	-	-	-	-	-
5180MHz	Pass	6.62	2.89	3.38	6.13	10.38	12.75	Inf
5200MHz	Pass	6.62	5.91	6.35	9.10	10.38	15.72	Inf
5240MHz	Pass	6.62	6.78	7.32	10.03	10.38	16.65	Inf
5260MHz	Pass	6.62	7.08	7.14	10.07	10.38	16.69	Inf
5300MHz	Pass	6.62	5.99	6.28	9.13	10.38	15.75	Inf
5320MHz	Pass	6.62	4.03	4.48	7.25	10.38	13.87	Inf
5500MHz	Pass	6.62	1.36	1.02	4.16	10.38	10.78	Inf
5580MHz	Pass	6.62	3.58	3.07	6.33	10.38	12.95	Inf
5700MHz	Pass	6.62	-0.24	-0.62	2.58	10.38	9.20	Inf
5745MHz	Pass	6.62	4.19	4.58	7.37	29.38	13.99	Inf
5785MHz	Pass	6.62	-0.92	-0.58	2.09	29.38	8.71	Inf
5825MHz	Pass	6.62	6.08	6.36	9.21	29.38	15.83	Inf
802.11ac VHT40_Nss1,(MCS0)_2TX	-	-	-	-	-	-	-	-
5190MHz	Pass	6.62	-1.85	-1.46	1.28	10.38	7.90	Inf
5230MHz	Pass	6.62	2.99	3.51	6.24	10.38	12.86	Inf
5270MHz	Pass	6.62	2.15	2.50	5.32	10.38	11.94	Inf
5310MHz	Pass	6.62	-1.88	-1.57	1.23	10.38	7.85	Inf
5510MHz	Pass	6.62	-3.61	-3.96	-0.81	10.38	5.81	Inf
5550MHz	Pass	6.62	-0.54	-0.93	2.28	10.38	8.90	Inf
5670MHz	Pass	6.62	-1.60	-1.79	1.28	10.38	7.90	Inf
5755MHz	Pass	6.62	0.44	0.61	3.42	29.38	10.04	Inf
5795MHz	Pass	6.62	-3.78	-3.50	-0.67	29.38	5.95	Inf
802.11ac VHT80_Nss1,(MCS0)_2TX	-	-	-	-	-	-	-	-
5210MHz	Pass	6.62	-9.90	-9.35	-6.63	10.38	-0.01	Inf
5290MHz	Pass	6.62	-8.26	-7.39	-4.79	10.38	1.83	Inf
5530MHz	Pass	6.62	-7.93	-7.98	-5.11	10.38	1.51	Inf
5610MHz	Pass	6.62	-6.59	-7.14	-3.92	10.38	2.70	Inf
5775MHz	Pass	6.62	-6.60	-6.21	-3.52	29.38	3.10	Inf

DG = Directional Gain; RBW = 500 kHz for 5.725-5.85GHz band / 1MHz for other band;
 PD = trace bin-by-bin of each transmits port summing can be performed maximum power density; Port X = Port X power density;









802.11a_Nss1,(6Mbps)_2TX

5825MHz

PSD

11/09/2019

CF
5.825GHz

Span
30MHz

RBW
500kHz

VBW
3MHz

Sweep Time
20ms

Detector Type
RMS

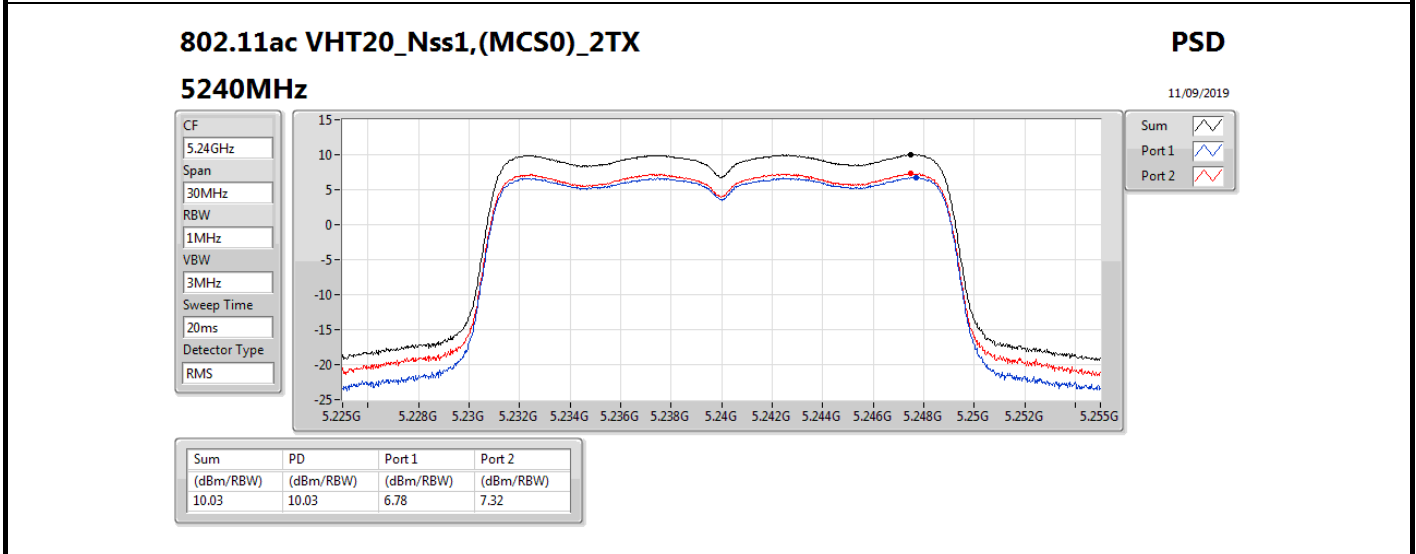
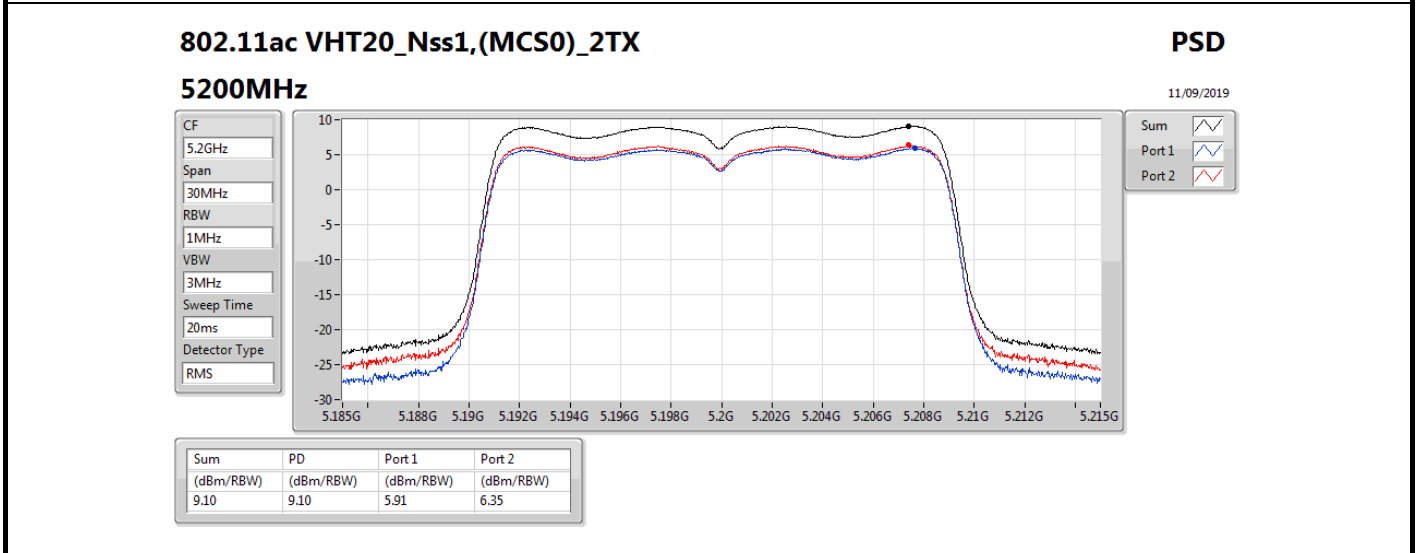
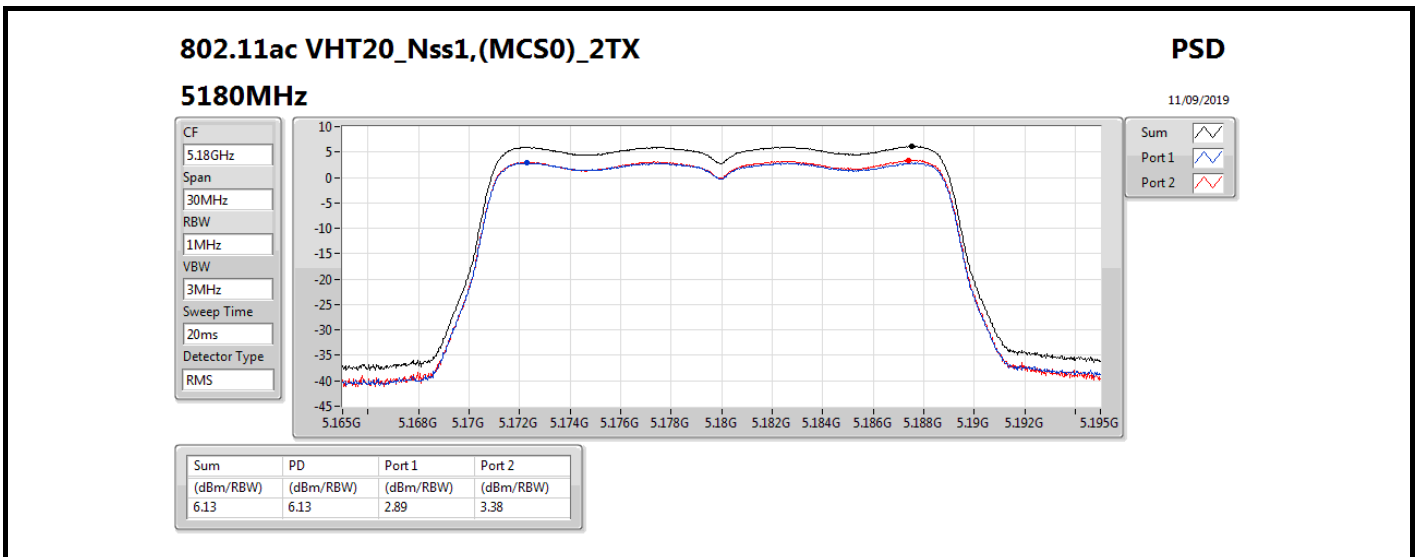


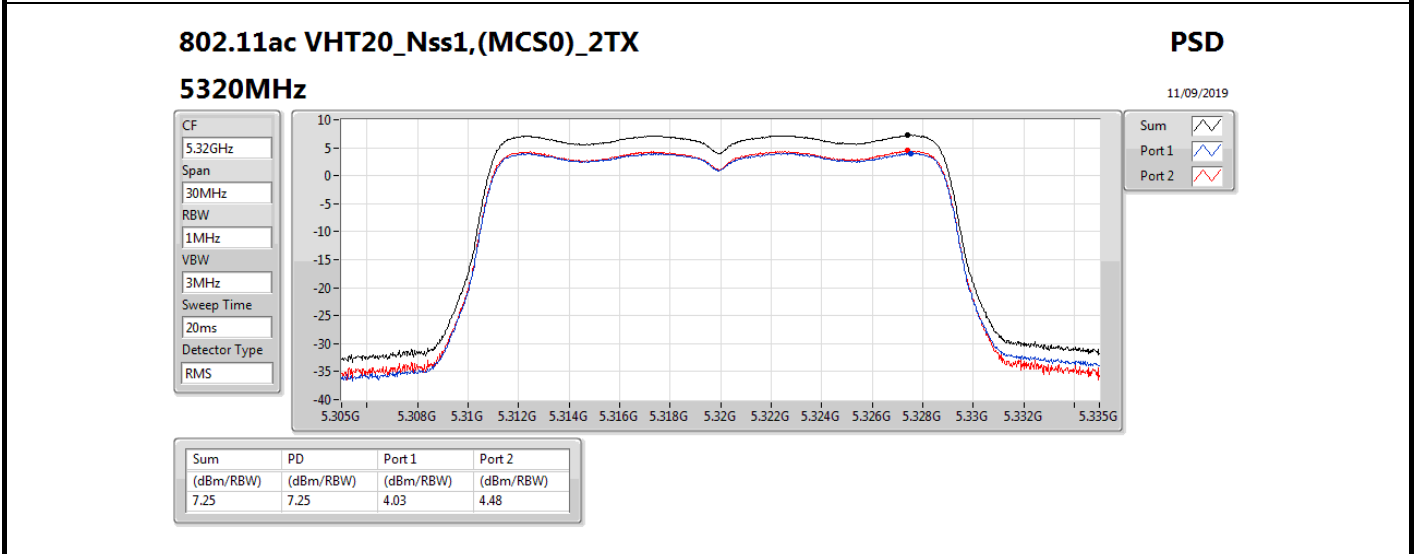
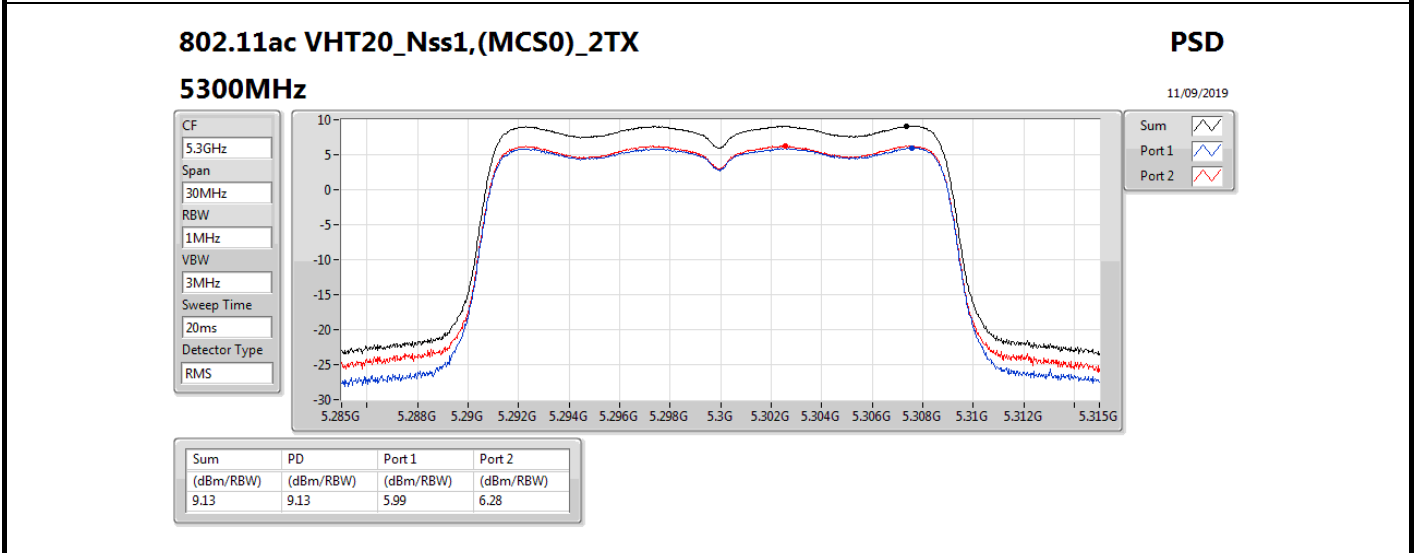
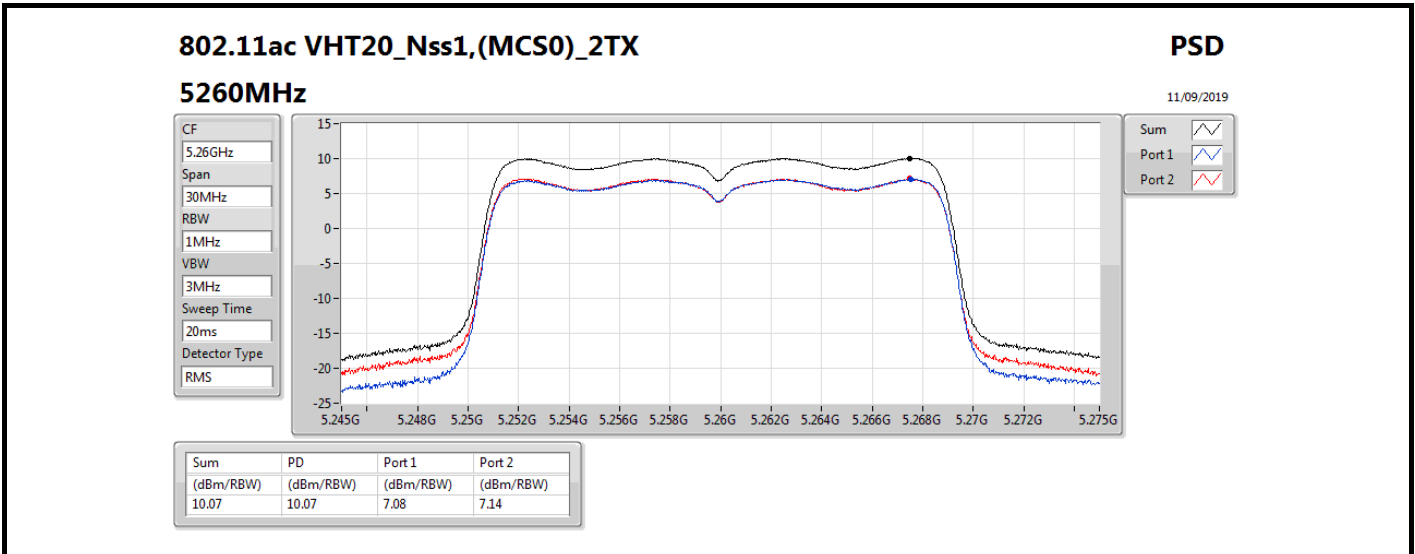
Sum

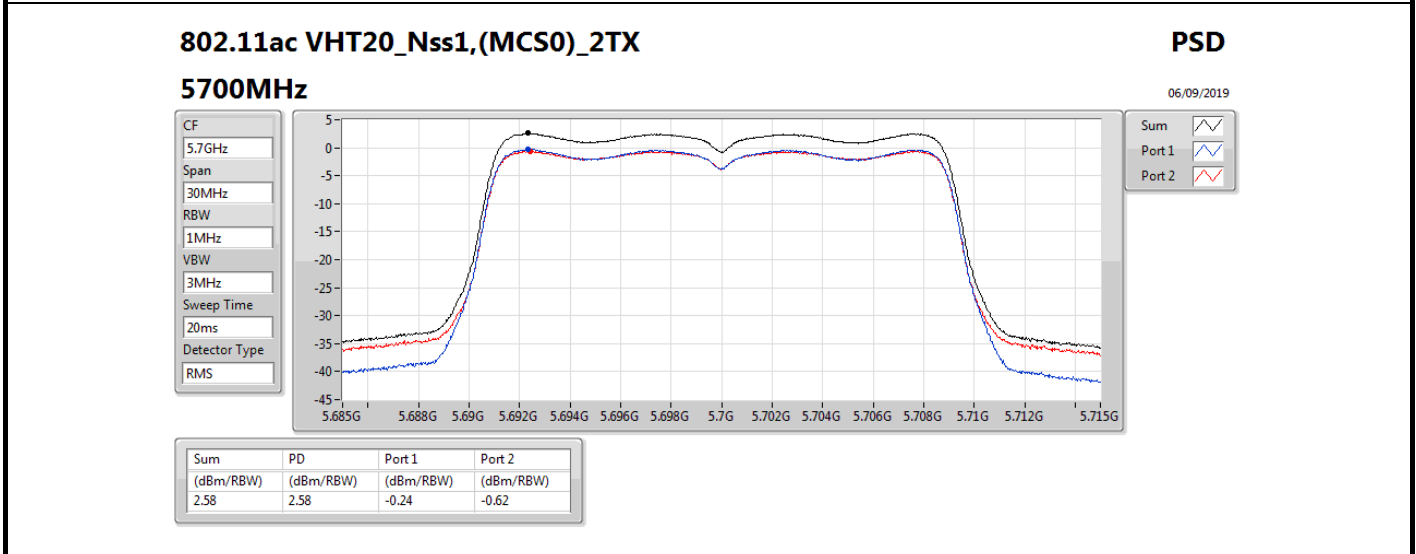
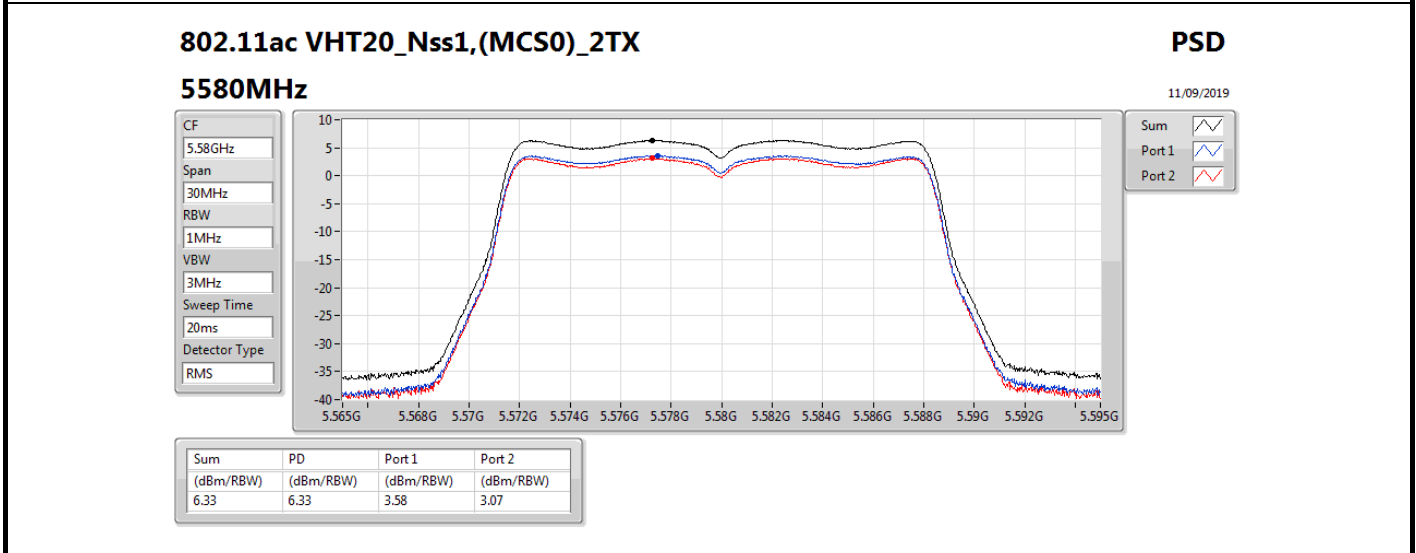
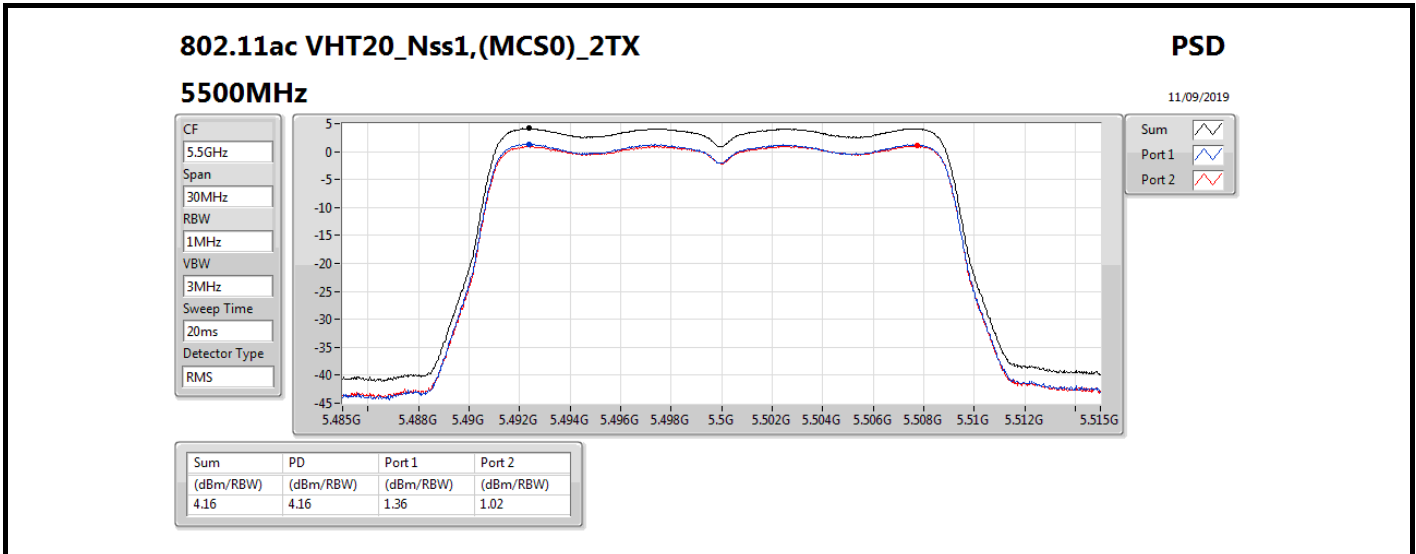
Port 1

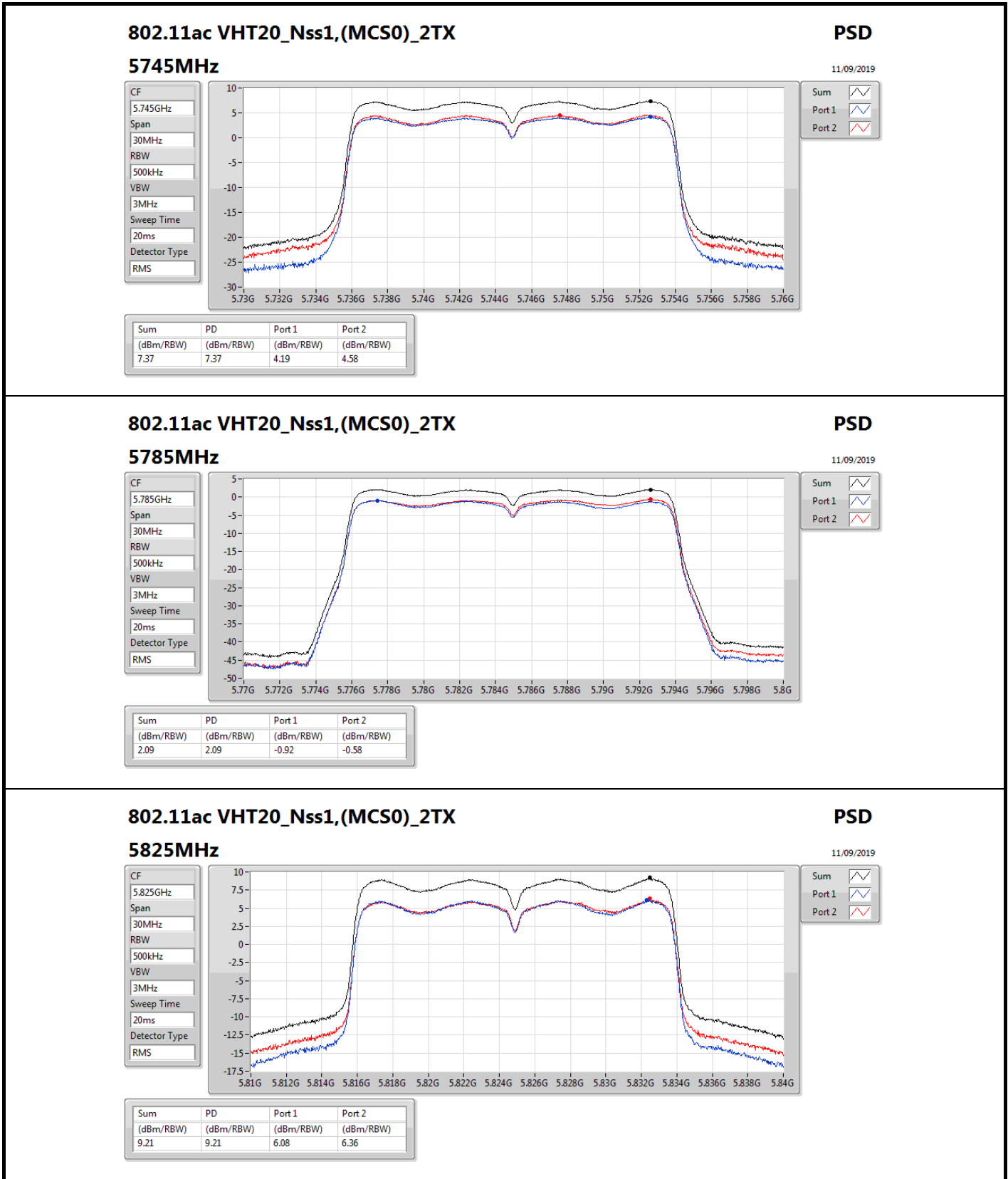
Port 2

Sum	PD	Port 1	Port 2
(dBm/RBW)	(dBm/RBW)	(dBm/RBW)	(dBm/RBW)
9.61	9.61	6.59	6.72









802.11ac VHT20_Nss1,(MCS0)_2TX

5825MHz

PSD

11/09/2019

CF
5.825GHz

Span
30MHz

RBW
500kHz

VBW
3MHz

Sweep Time
20ms

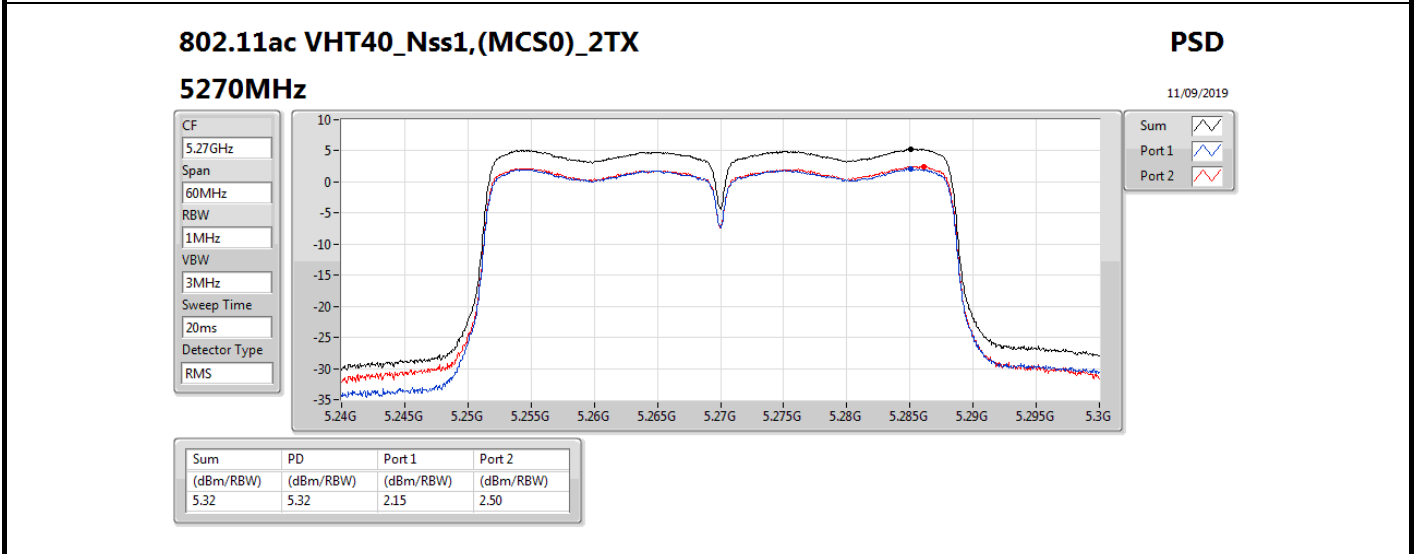
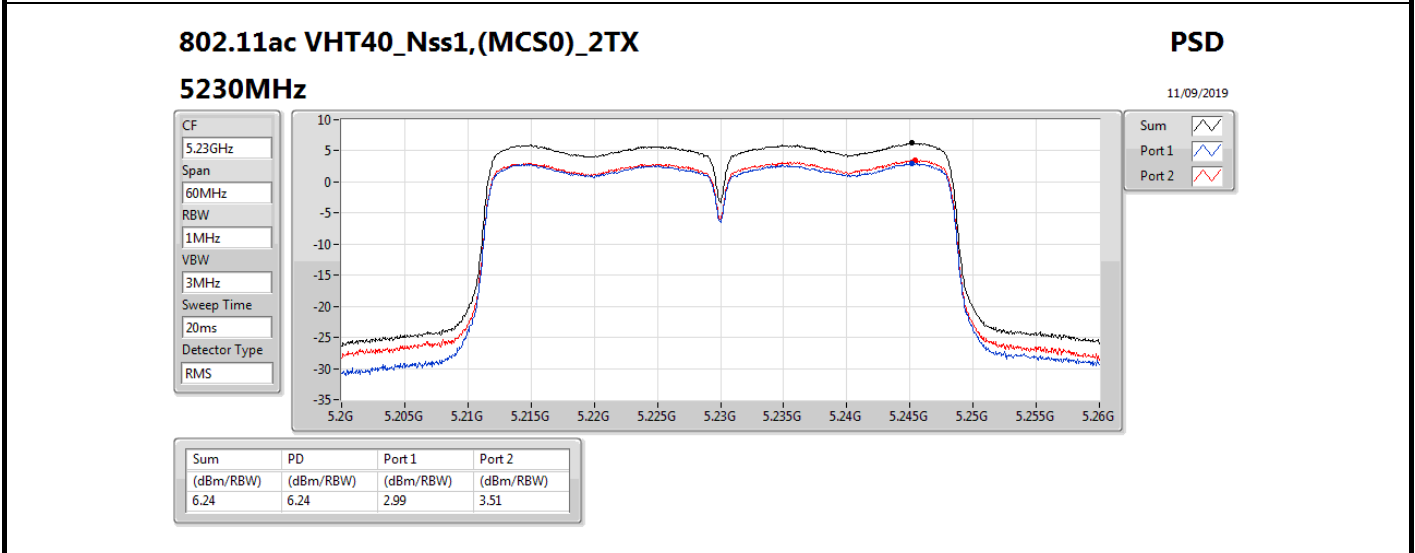
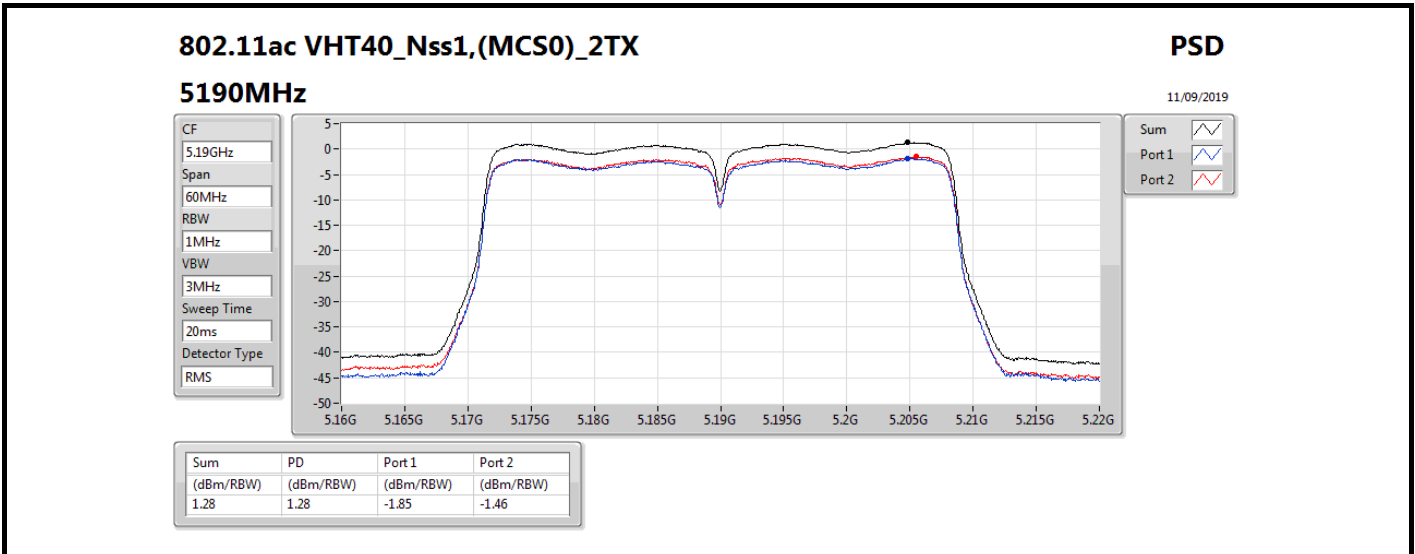
Detector Type
RMS

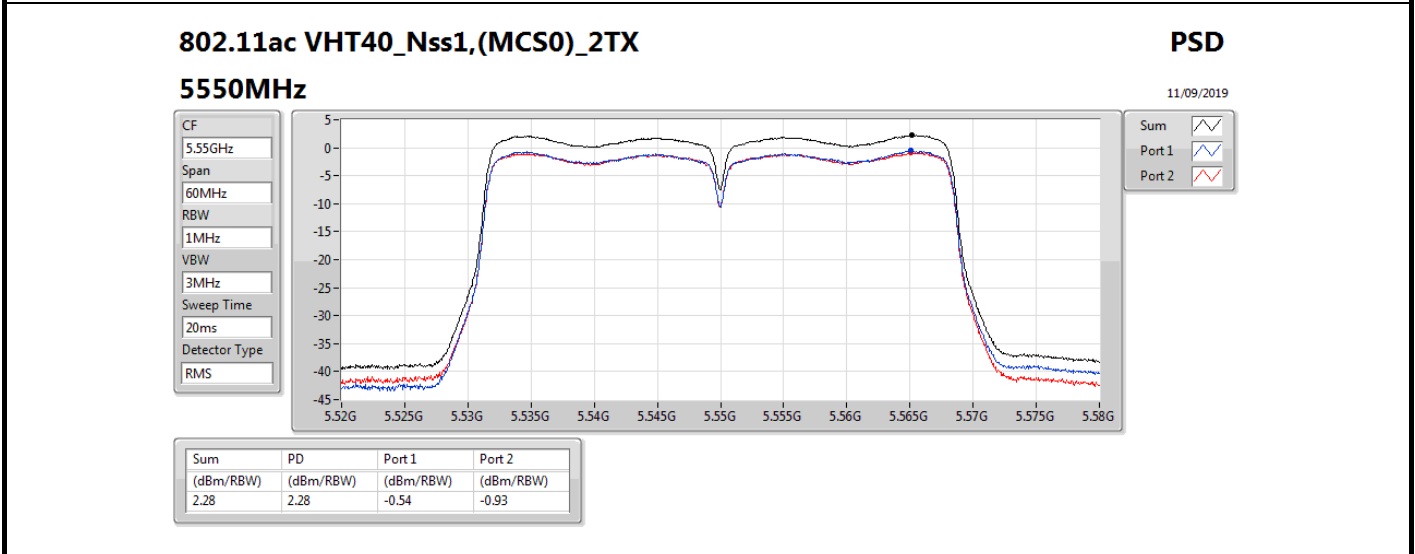
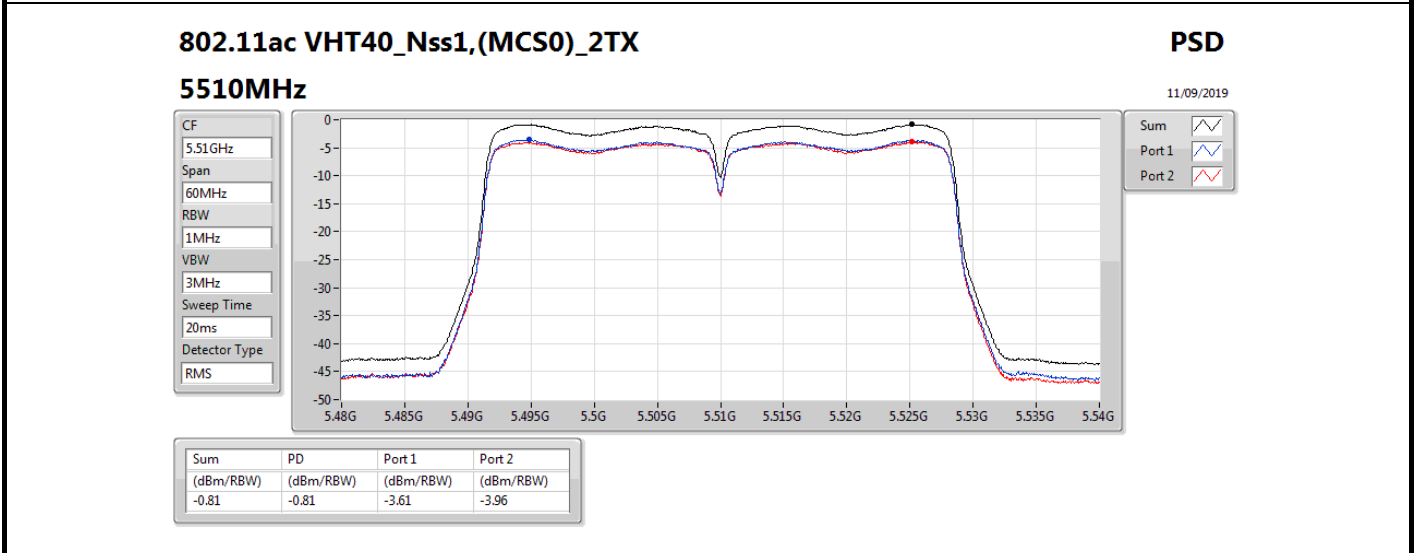
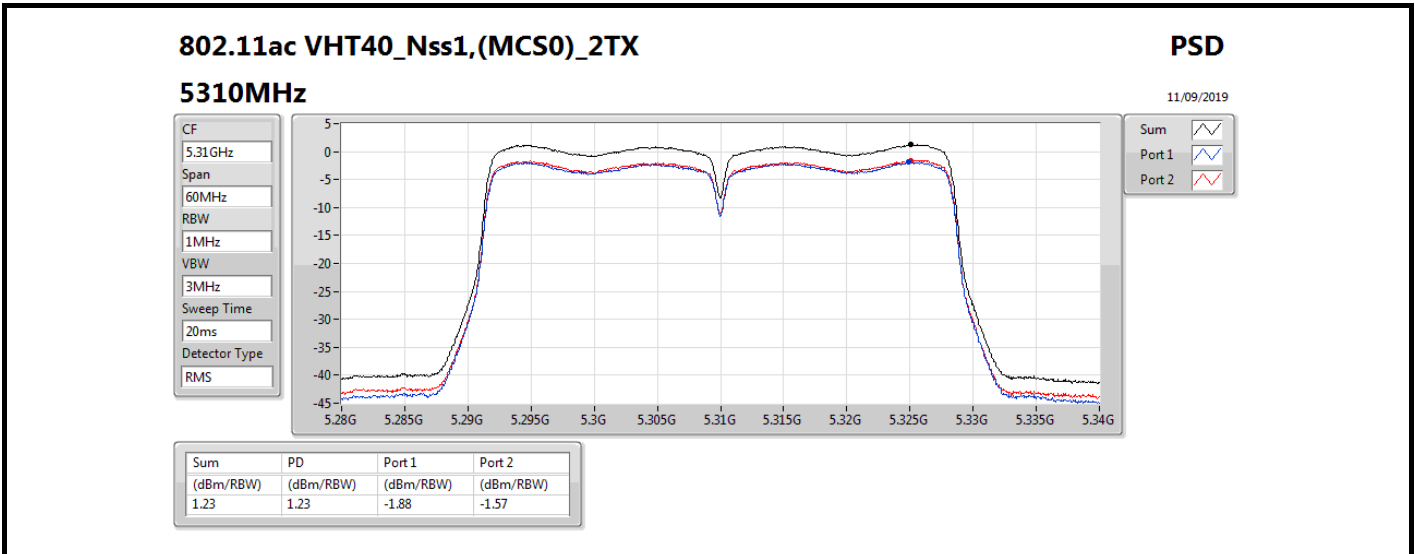


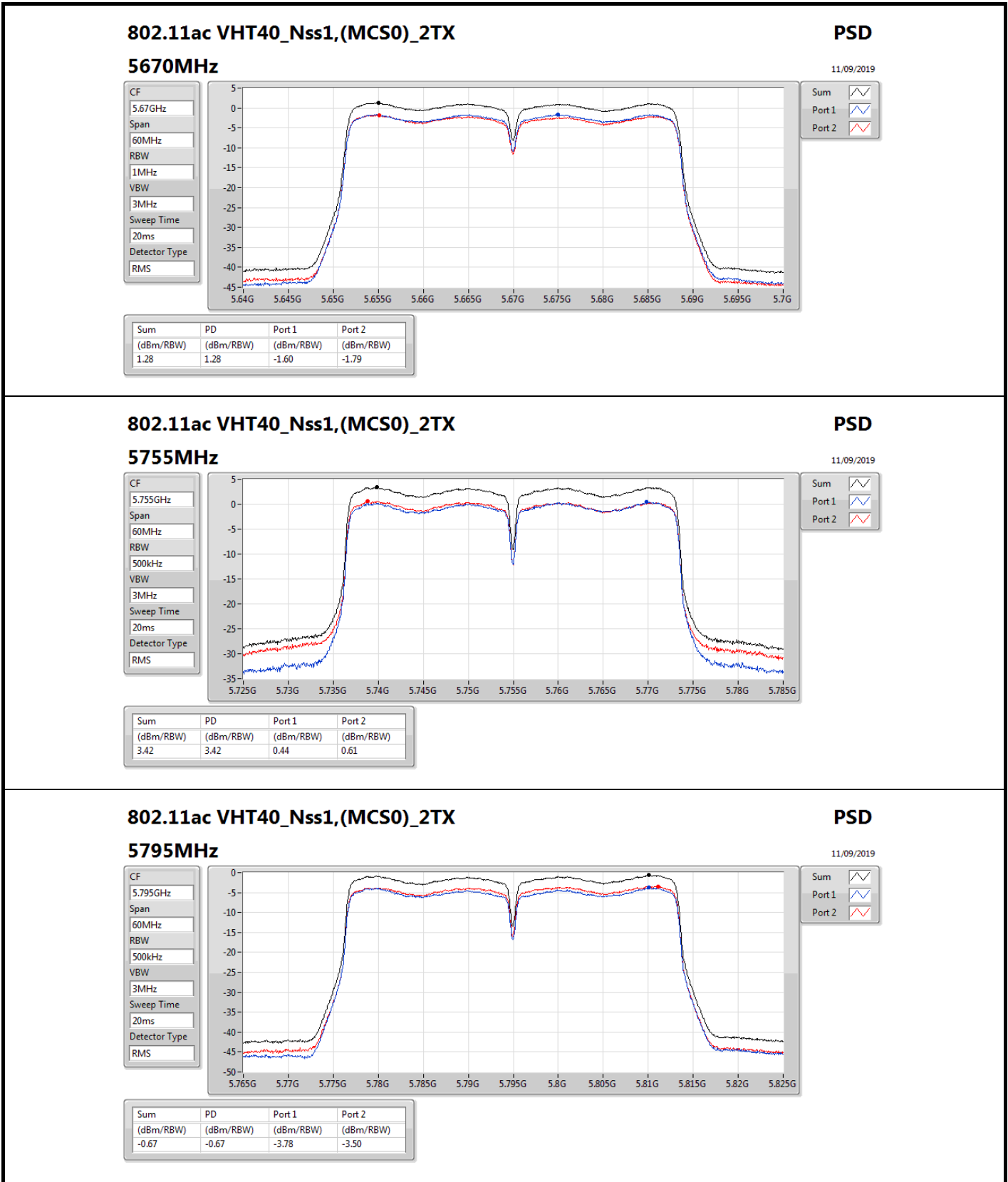
Sum 

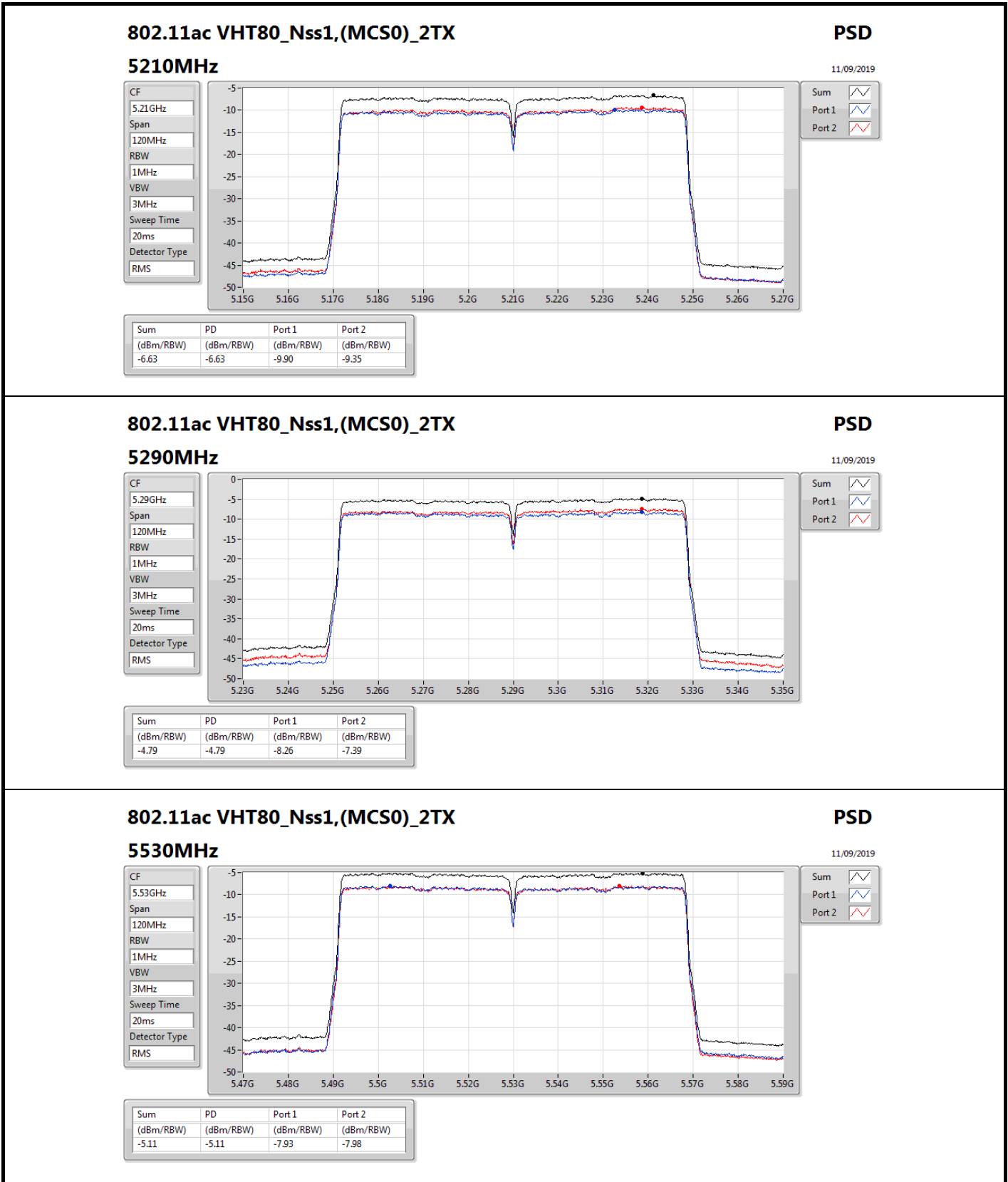
Port 1 

Port 2 









802.11ac VHT80_Nss1,(MCS0)_2TX

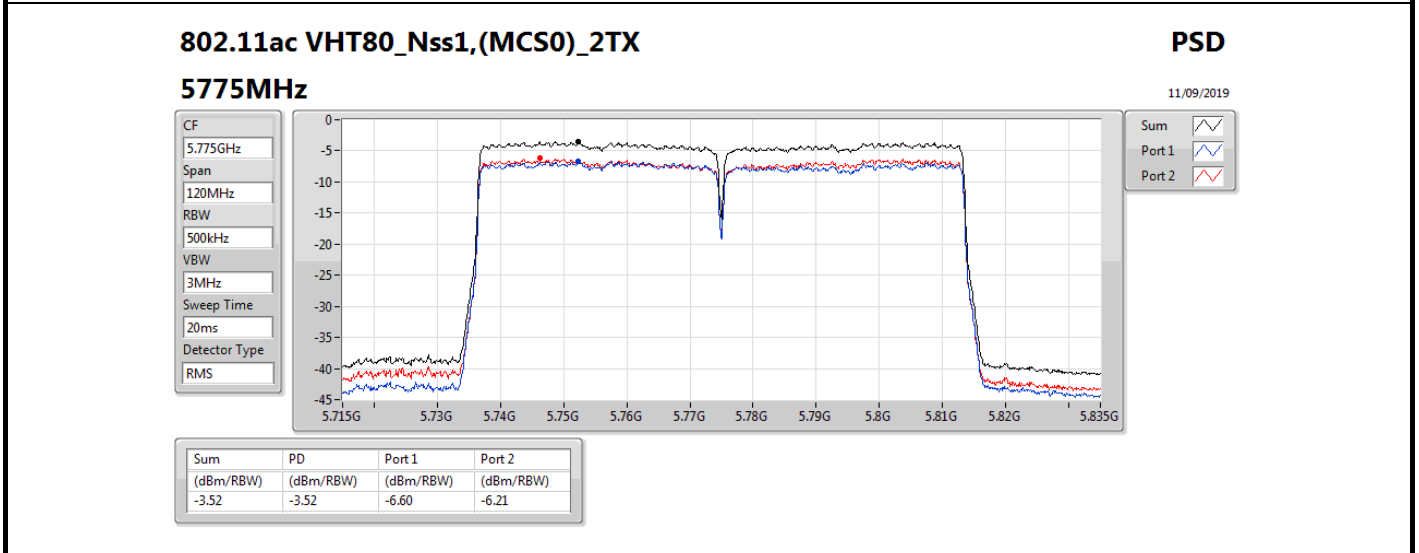
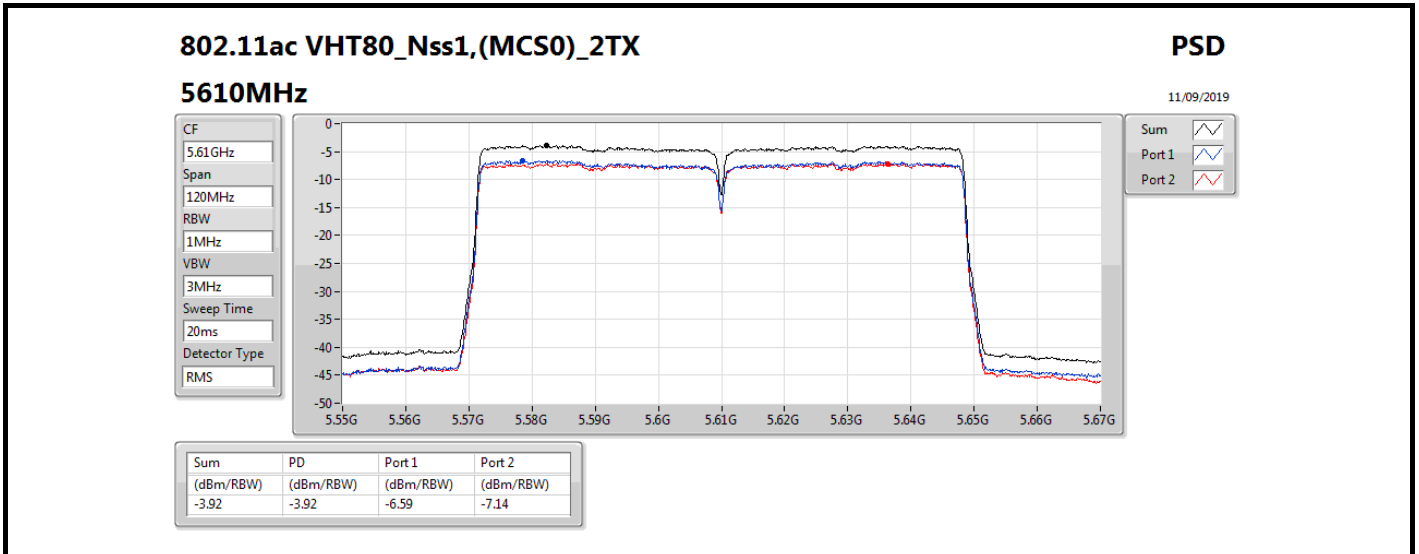
5530MHz

PSD

11/09/2019

Sum	PD	Port1	Port 2
(dBm/RBW)	(dBm/RBW)	(dBm/RBW)	(dBm/RBW)
-5.11	-5.11	-7.93	-7.98

Sum	Port 1	Port 2
(dBm/RBW)	(dBm/RBW)	(dBm/RBW)
-5.11	-7.93	-7.98



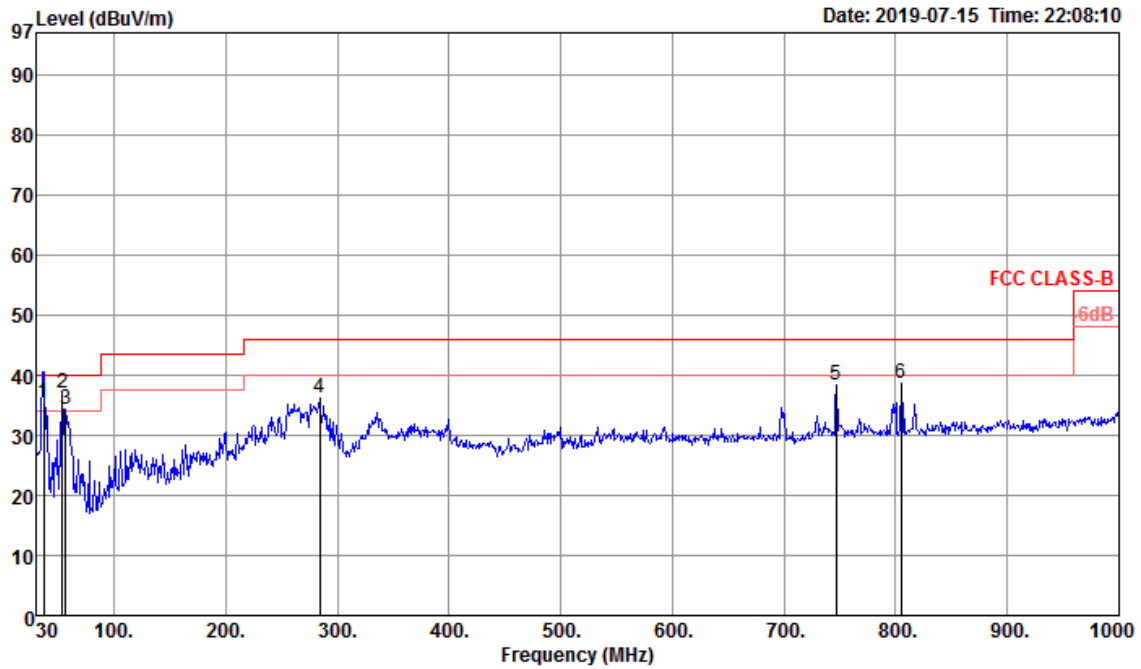


Radiated Emission below 1GHz Result

Appendix E.1

Test Mode	Mode 4	Frequency Range	30 MHz to 1,000 MHz
------------------	--------	------------------------	---------------------

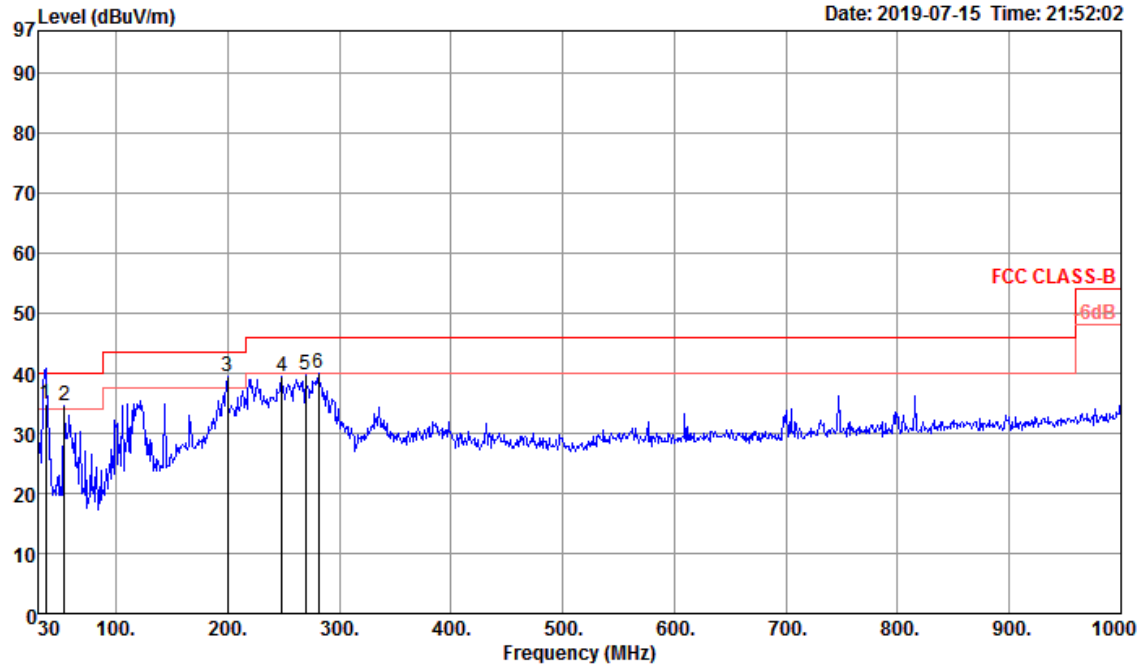
Vertical 30 MHz to 1,000 MHz



	Freq	Level	Limit Line	Over Limit	Read Level	Cable Loss	Antenna Factor	Preamp Factor	A/Pos	T/Pos	Remark	Pol/Phase
	MHz	dBuV/m	dBuV/m	dB	dBuV	dB	dB/m	dB	cm	deg		
1	36.79	35.42	40.00	-4.58	42.50	0.71	20.78	28.57	100	116	QP	VERTICAL
2	53.28	36.95	40.00	-3.05	51.60	0.85	13.05	28.55	100	360	Peak	VERTICAL
3	56.19	34.39	40.00	-5.61	49.45	0.87	12.61	28.54	100	360	Peak	VERTICAL
4	284.14	36.24	46.00	-9.76	43.41	1.97	18.81	27.95	100	360	Peak	VERTICAL
5	746.83	38.46	46.00	-7.54	38.75	3.22	25.90	29.41	100	360	Peak	VERTICAL
6	805.03	38.69	46.00	-7.31	38.61	3.36	26.05	29.33	100	360	Peak	VERTICAL



Horizontal 30 MHz to 1,000 MHz



	Freq	Level	Limit Line	Over Limit	Read Level	Cable Loss	Antenna Factor	Preamp Factor	A/Pos	T/Pos	Remark	Pol/Phase
	MHz	dBuV/m	dBuV/m	dB	dBuV	dB	dB/m	dB	cm	deg		
1	36.79	34.82	40.00	-5.18	41.90	0.71	20.78	28.57	100	124	QP	HORIZONTAL
2	53.28	34.65	40.00	-5.35	49.30	0.85	13.05	28.55	400	360	Peak	HORIZONTAL
3	199.75	39.32	43.50	-4.18	50.62	1.65	15.11	28.06	400	360	Peak	HORIZONTAL
4	248.25	39.51	46.00	-6.49	47.53	1.84	18.14	28.00	400	360	Peak	HORIZONTAL
5	269.59	39.73	46.00	-6.27	47.04	1.92	18.74	27.97	400	360	Peak	HORIZONTAL
6	281.23	39.91	46.00	-6.09	47.16	1.96	18.74	27.95	400	360	Peak	HORIZONTAL



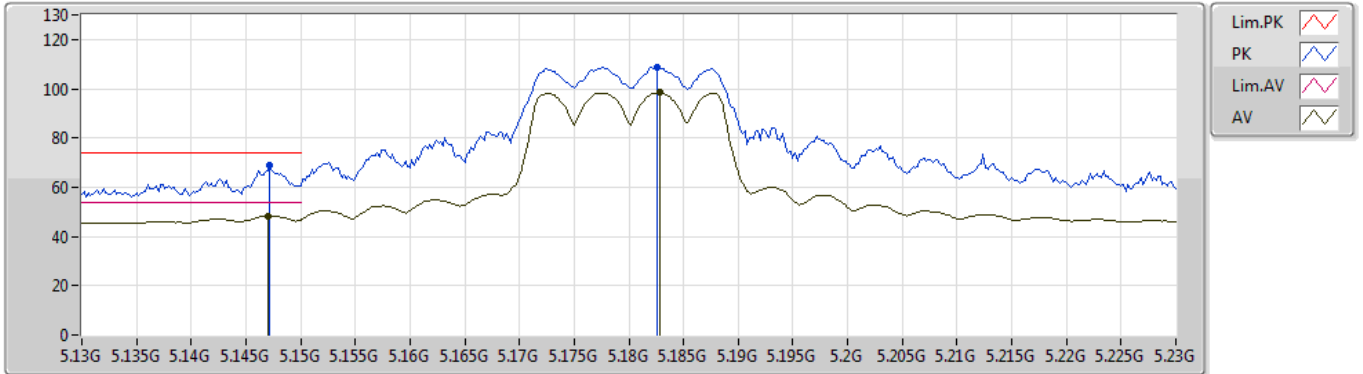
Summary

Mode	Result	Type	Freq (Hz)	Level (dBuV/m)	Limit (dBuV/m)	Margin (dB)	Factor (dB)	Dist (m)	Condition	Azimuth (°)	Height (m)	Comments
5.15-5.25GHz	-	-	-	-	-	-	-	-	-	-	-	-
802.11ac VHT20_Nss1,(MCS0)_2TX	Pass	AV	15.9016G	53.97	54.00	-0.03	15.13	3	Vertical	214	2.04	-

802.11a_Nss1,(6Mbps)_2TX

03/09/2019

5180MHz_TX



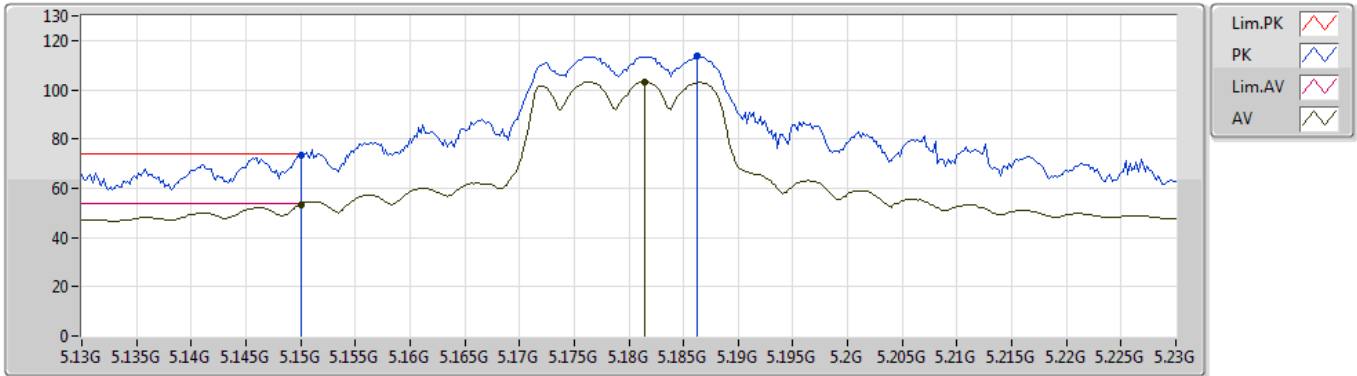
EUT_Z_2TX
Setting 18
02-G-3-10
FSU(100015)

Type	Freq (Hz)	Level (dBuV/m)	Limit (dBuV/m)	Margin (dB)	Factor (dB)	Dist (m)	Condition	Azimuth (°)	Height (m)	Comment	Raw (dBuV)
PK	5.1472G	69.19	74.00	-4.81	7.94	3	Vertical	178	2.14	-	61.25
AV	5.147G	48.46	54.00	-5.54	7.94	3	Vertical	178	2.14	-	40.52
PK	5.1826G	108.61	Inf	-Inf	8.02	3	Vertical	178	2.14	-	100.59
AV	5.1828G	98.41	Inf	-Inf	8.02	3	Vertical	178	2.14	-	90.39

802.11a_Nss1,(6Mbps)_2TX

03/09/2019

5180MHz_TX



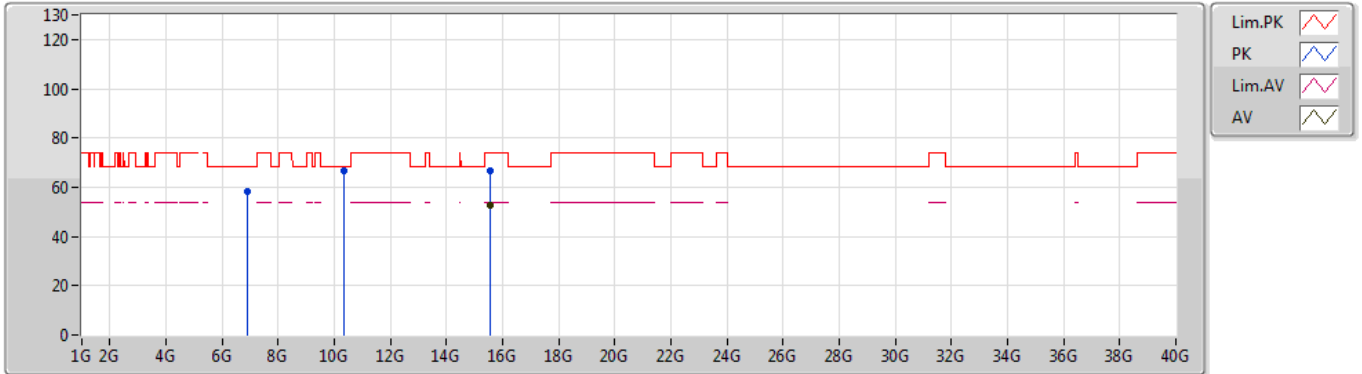
EUT_Z_2TX
Setting 18
02-G-3-10
FSU(100015)

Type	Freq (Hz)	Level (dBuV/m)	Limit (dBuV/m)	Margin (dB)	Factor (dB)	Dist (m)	Condition	Azimuth (°)	Height (m)	Comment	Raw (dBuV)
PK	5.15G	73.49	74.00	-0.51	7.94	3	Horizontal	265	2.36	-	65.55
AV	5.15G	53.36	54.00	-0.64	7.94	3	Horizontal	265	2.36	-	45.42
PK	5.1862G	113.58	Inf	-Inf	8.03	3	Horizontal	265	2.36	-	105.55
AV	5.1814G	103.17	Inf	-Inf	8.02	3	Horizontal	265	2.36	-	95.15

802.11a_Nss1,(6Mbps)_2TX

03/09/2019

5180MHz_TX



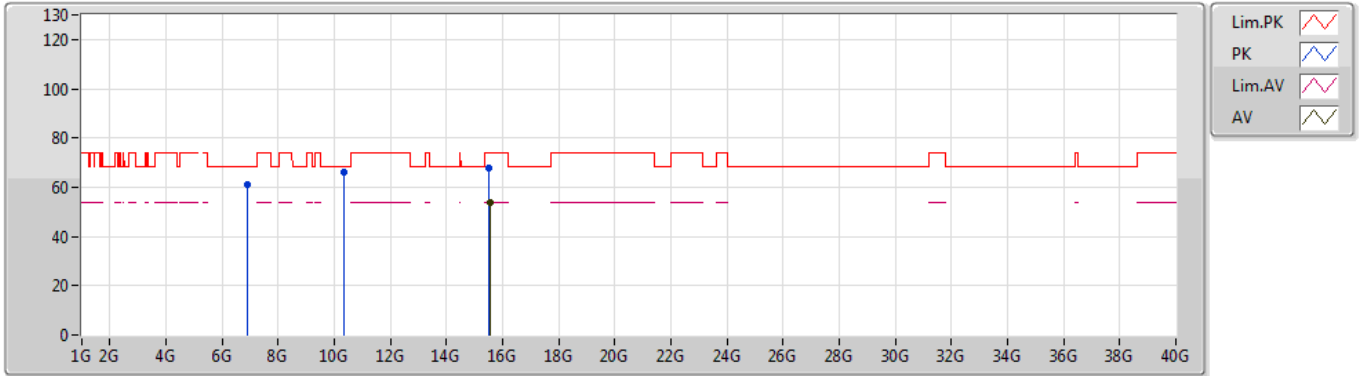
EUT_Z_2TX
Setting 18
02-G-3
FSU(100015)

Type	Freq (Hz)	Level (dBuV/m)	Limit (dBuV/m)	Margin (dB)	Factor (dB)	Dist (m)	Condition	Azimuth (°)	Height (m)	Comment	Raw (dBuV)
PK	6.90666G	58.36	68.20	-9.84	9.54	3	Vertical	179	2.22	-	48.82
PK	10.3603G	66.54	68.20	-1.66	14.66	3	Vertical	158	1.80	-	51.88
PK	15.53892G	66.87	74.00	-7.13	16.08	3	Vertical	310	1.76	-	50.79
AV	15.5382G	52.89	54.00	-1.11	16.08	3	Vertical	310	1.76	-	36.81

802.11a_Nss1,(6Mbps)_2TX

03/09/2019

5180MHz_TX



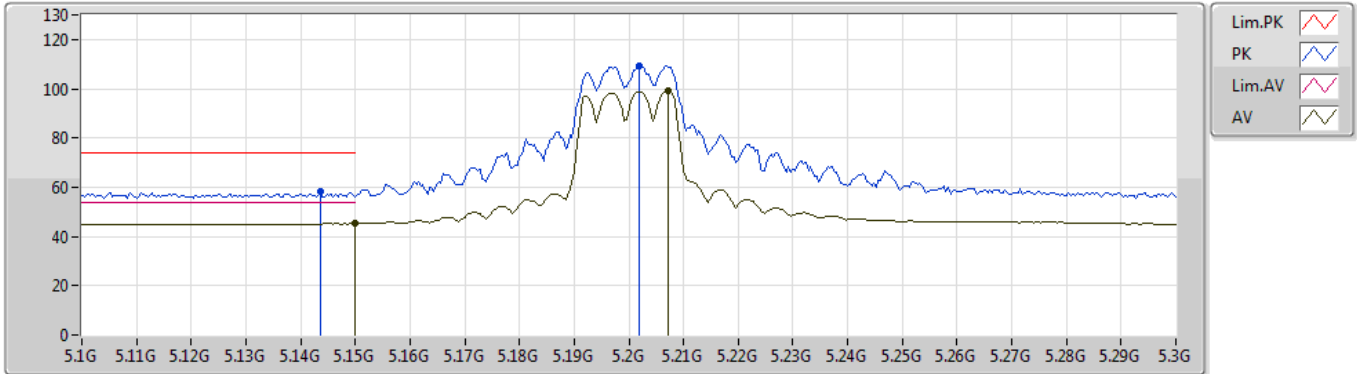
EUT Z_2TX
Setting 18
02-G-3
FSU(100015)

Type	Freq (Hz)	Level (dBuV/m)	Limit (dBuV/m)	Margin (dB)	Factor (dB)	Dist (m)	Condition	Azimuth (°)	Height (m)	Comment	Raw (dBuV)
PK	6.90657G	60.86	68.20	-7.34	9.54	3	Horizontal	288	1.67	-	51.32
PK	10.36048G	66.38	68.20	-1.82	14.66	3	Horizontal	288	2.43	-	51.72
PK	15.52764G	67.73	74.00	-6.27	16.10	3	Horizontal	34	2.54	-	51.63
AV	15.54318G	53.61	54.00	-0.39	16.06	3	Horizontal	34	2.54	-	37.55

802.11a_Nss1,(6Mbps)_2TX

03/09/2019

5200MHz_TX



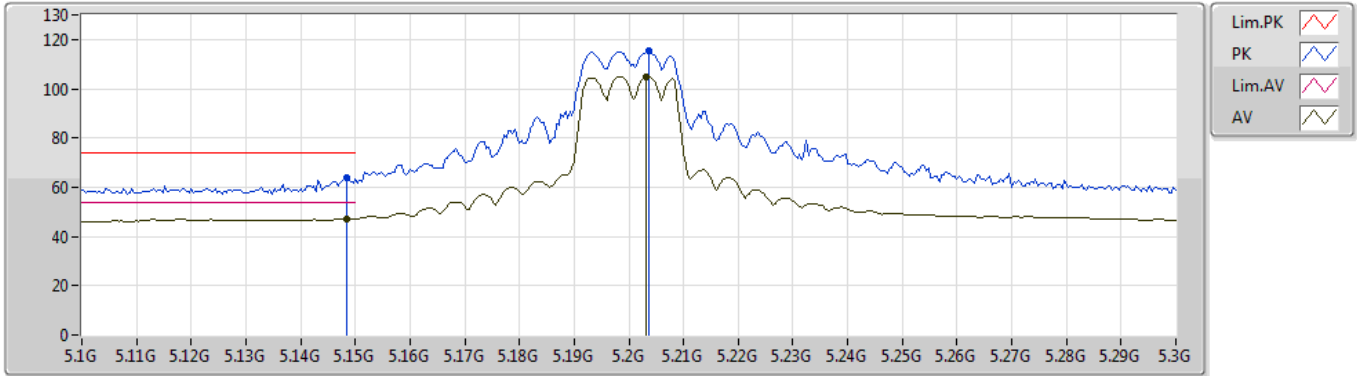
EUT Z_2TX
Setting 18
02-J-5-10
FSU(100015)

Type	Freq (Hz)	Level (dBuV/m)	Limit (dBuV/m)	Margin (dB)	Factor (dB)	Dist (m)	Condition	Azimuth (°)	Height (m)	Comment	Raw (dBuV)
PK	5.1436G	58.24	74.00	-15.76	7.94	3	Vertical	169	2.91	-	50.30
AV	5.15G	45.33	54.00	-8.67	7.94	3	Vertical	169	2.91	-	37.39
PK	5.202G	109.16	Inf	-Inf	8.06	3	Vertical	169	2.91	-	101.10
AV	5.2072G	99.03	Inf	-Inf	8.07	3	Vertical	169	2.91	-	90.96

802.11a_Nss1,(6Mbps)_2TX

03/09/2019

5200MHz_TX



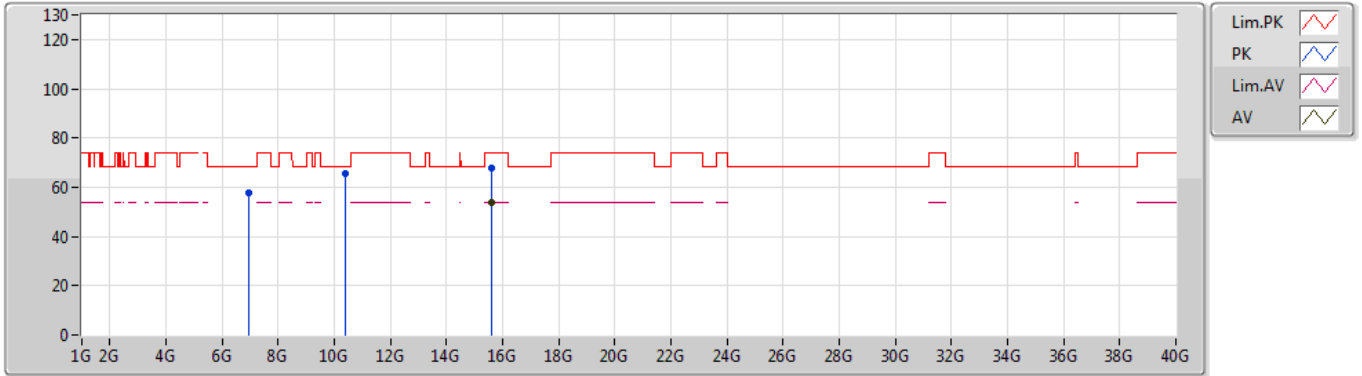
EUT_Z_2TX
 Setting 18
 02-J-5-10
 FSU(100015)

Type	Freq (Hz)	Level (dBuV/m)	Limit (dBuV/m)	Margin (dB)	Factor (dB)	Dist (m)	Condition	Azimuth (°)	Height (m)	Comment	Raw (dBuV)
PK	5.1484G	63.92	74.00	-10.08	7.94	3	Horizontal	318	2.00	-	55.98
AV	5.1484G	47.26	54.00	-6.74	7.94	3	Horizontal	318	2.00	-	39.32
PK	5.2036G	115.31	Inf	-Inf	8.06	3	Horizontal	318	2.00	-	107.25
AV	5.2032G	105.06	Inf	-Inf	8.06	3	Horizontal	318	2.00	-	97.00

802.11a_Nss1,(6Mbps)_2TX

03/09/2019

5200MHz_TX



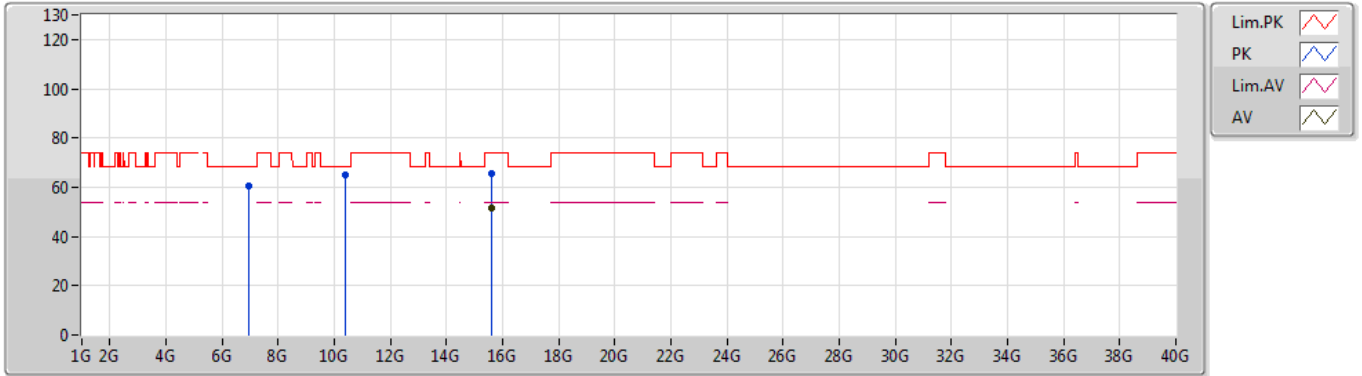
EUT_Z_2TX
Setting 18
02-J-5
FSU(100015)

Type	Freq (Hz)	Level (dBuV/m)	Limit (dBuV/m)	Margin (dB)	Factor (dB)	Dist (m)	Condition	Azimuth (°)	Height (m)	Comment	Raw (dBuV)
PK	6.93327G	57.91	68.20	-10.29	9.58	3	Vertical	175	2.14	-	48.33
PK	10.40024G	65.58	68.20	-2.62	14.64	3	Vertical	173	1.92	-	50.94
PK	15.6012G	67.68	74.00	-6.32	15.91	3	Vertical	314	2.09	-	51.77
AV	15.60132G	53.79	54.00	-0.21	15.91	3	Vertical	314	2.09	-	37.88

802.11a_Nss1,(6Mbps)_2TX

03/09/2019

5200MHz_TX



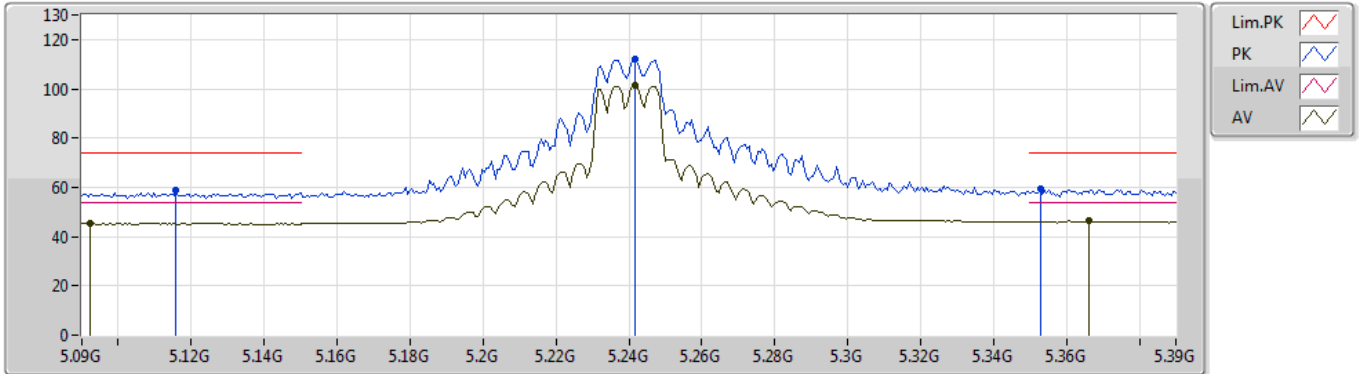
EUT_Z_2TX
Setting 18
02-J-5
FSU(100015)

Type	Freq (Hz)	Level (dBuV/m)	Limit (dBuV/m)	Margin (dB)	Factor (dB)	Dist (m)	Condition	Azimuth (°)	Height (m)	Comment	Raw (dBuV)
PK	6.9331G	60.36	68.20	-7.84	9.58	3	Horizontal	289	1.64	-	50.78
PK	10.40018G	65.21	68.20	-2.99	14.64	3	Horizontal	170	1.71	-	50.57
PK	15.60114G	65.69	74.00	-8.31	15.91	3	Horizontal	40	1.77	-	49.78
AV	15.60078G	51.74	54.00	-2.26	15.91	3	Horizontal	40	1.77	-	35.83

802.11a_Nss1,(6Mbps)_2TX

03/09/2019

5240MHz_TX



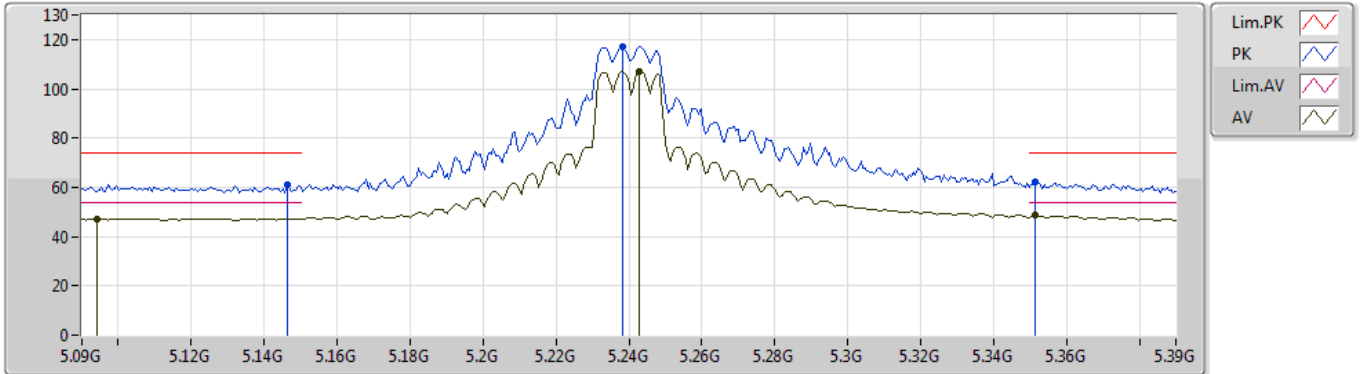
EUT_Z_2TX
Setting 20
02-J-5-10
FSU(100015)

Type	Freq (Hz)	Level (dBuV/m)	Limit (dBuV/m)	Margin (dB)	Factor (dB)	Dist (m)	Condition	Azimuth (°)	Height (m)	Comment	Raw (dBuV)
PK	5.1158G	58.69	74.00	-15.31	7.87	3	Vertical	169	2.64	-	50.82
AV	5.0924G	45.27	54.00	-8.73	7.82	3	Vertical	169	2.64	-	37.45
PK	5.2418G	112.08	Inf	-Inf	8.12	3	Vertical	169	2.64	-	103.96
AV	5.2418G	101.32	Inf	-Inf	8.12	3	Vertical	169	2.64	-	93.20
PK	5.3528G	59.57	74.00	-14.43	8.28	3	Vertical	169	2.64	-	51.29
AV	5.366G	46.29	54.00	-7.71	8.29	3	Vertical	169	2.64	-	38.00

802.11a_Nss1,(6Mbps)_2TX

03/09/2019

5240MHz_TX



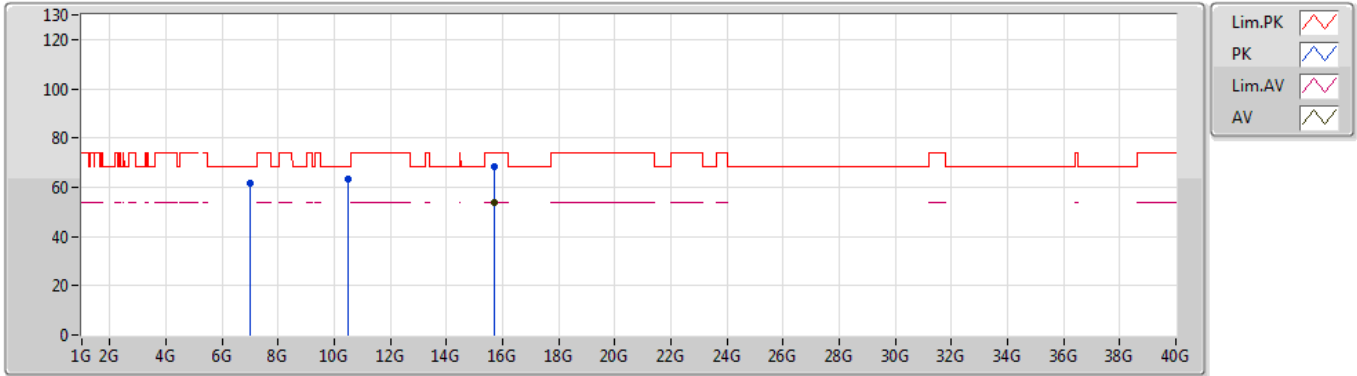
EUT_Z_2TX
Setting 20
02-J-5-10
FSU(100015)

Type	Freq (Hz)	Level (dBuV/m)	Limit (dBuV/m)	Margin (dB)	Factor (dB)	Dist (m)	Condition	Azimuth (°)	Height (m)	Comment	Raw (dBuV)
PK	5.1464G	60.95	74.00	-13.05	7.94	3	Horizontal	317	2.11	-	53.01
AV	5.0942G	47.13	54.00	-6.87	7.82	3	Horizontal	317	2.11	-	39.31
PK	5.2382G	117.38	Inf	-Inf	8.12	3	Horizontal	317	2.11	-	109.26
AV	5.243G	106.92	Inf	-Inf	8.12	3	Horizontal	317	2.11	-	98.80
PK	5.3516G	62.41	74.00	-11.59	8.28	3	Horizontal	317	2.11	-	54.13
AV	5.3516G	48.47	54.00	-5.53	8.28	3	Horizontal	317	2.11	-	40.19

802.11a_Nss1,(6Mbps)_2TX

03/09/2019

5240MHz_TX



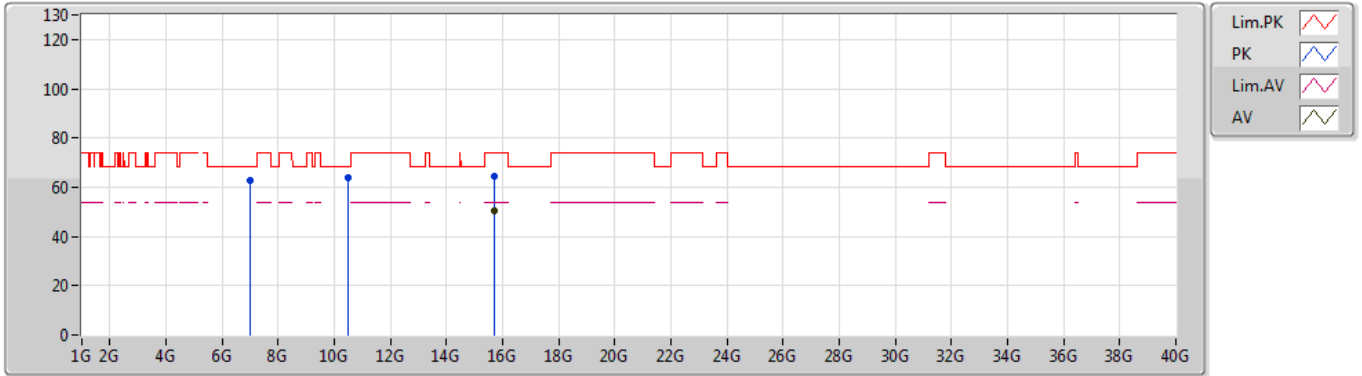
EUT_Z_2TX
Setting 20
02-J-5
FSU(100015)

Type	Freq (Hz)	Level (dBuV/m)	Limit (dBuV/m)	Margin (dB)	Factor (dB)	Dist (m)	Condition	Azimuth (°)	Height (m)	Comment	Raw (dBuV)
PK	6.9865G	61.83	68.20	-6.37	9.66	3	Vertical	179	2.11	-	52.17
PK	10.4806G	63.41	68.20	-4.79	14.58	3	Vertical	174	1.86	-	48.83
PK	15.72108G	68.33	74.00	-5.67	15.60	3	Vertical	303	2.78	-	52.73
AV	15.72102G	53.86	54.00	-0.14	15.60	3	Vertical	303	2.78	-	38.26

802.11a_Nss1,(6Mbps)_2TX

03/09/2019

5240MHz_TX



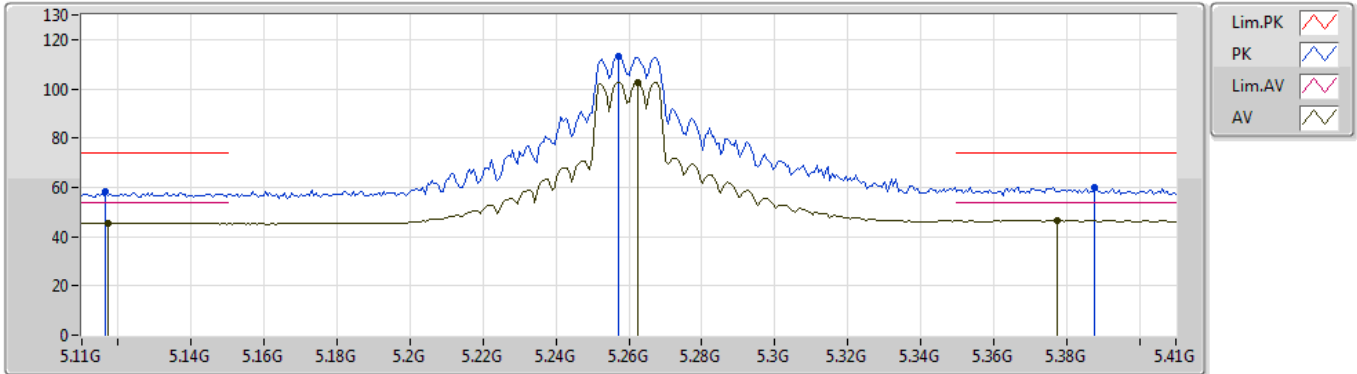
EUT_Z_2TX
Setting 20
02-J-5
FSU(100015)

Type	Freq (Hz)	Level (dBuV/m)	Limit (dBuV/m)	Margin (dB)	Factor (dB)	Dist (m)	Condition	Azimuth (°)	Height (m)	Comment	Raw (dBuV)
PK	6.98654G	62.91	68.20	-5.29	9.66	3	Horizontal	294	1.69	-	53.25
PK	10.47928G	63.89	68.20	-4.31	14.58	3	Horizontal	290	1.64	-	49.31
PK	15.71898G	64.39	74.00	-9.61	15.60	3	Horizontal	315	1.71	-	48.79
AV	15.72324G	50.47	54.00	-3.53	15.59	3	Horizontal	315	1.71	-	34.88

802.11a_Nss1,(6Mbps)_2TX

03/09/2019

5260MHz_TX



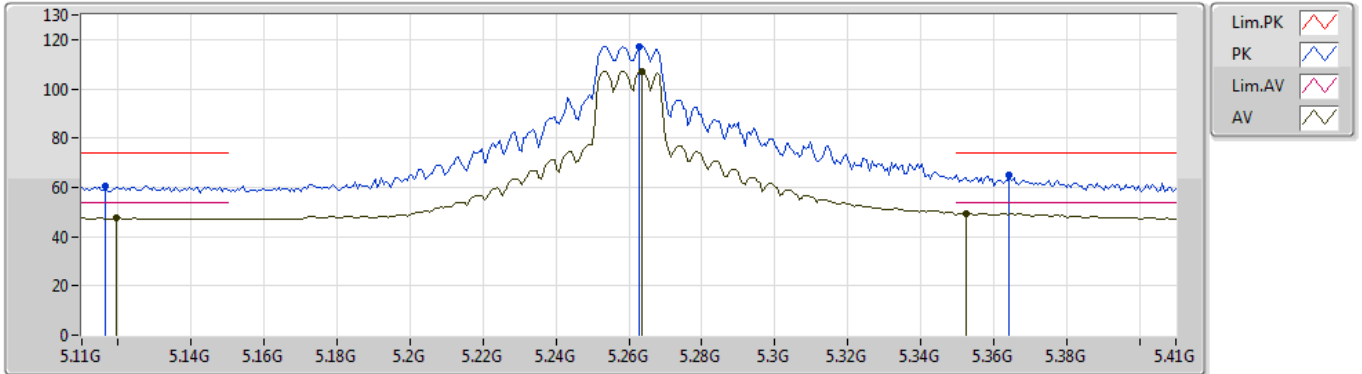
EUT Z_2TX
Setting 20
02-J-5-10
FSU(100015)

Type	Freq (Hz)	Level (dBuV/m)	Limit (dBuV/m)	Margin (dB)	Factor (dB)	Dist (m)	Condition	Azimuth (°)	Height (m)	Comment	Raw (dBuV)
PK	5.1166G	58.09	74.00	-15.91	7.87	3	Vertical	172	2.88	-	50.22
AV	5.117G	45.31	54.00	-8.69	7.88	3	Vertical	172	2.88	-	37.43
PK	5.257G	113.38	Inf	-Inf	8.15	3	Vertical	172	2.88	-	105.23
AV	5.2624G	102.63	Inf	-Inf	8.15	3	Vertical	172	2.88	-	94.48
PK	5.3878G	60.06	74.00	-13.94	8.33	3	Vertical	172	2.88	-	51.73
AV	5.3776G	46.73	54.00	-7.27	8.32	3	Vertical	172	2.88	-	38.41

802.11a_Nss1,(6Mbps)_2TX

03/09/2019

5260MHz_TX



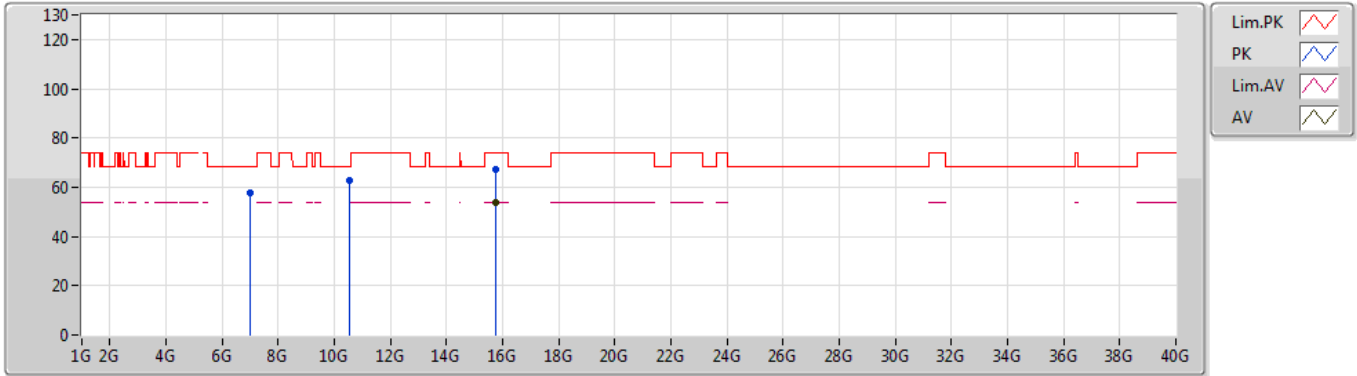
EUT_Z_2TX
Setting 20
02-J-5-10
FSU(100015)

Type	Freq (Hz)	Level (dBuV/m)	Limit (dBuV/m)	Margin (dB)	Factor (dB)	Dist (m)	Condition	Azimuth (°)	Height (m)	Comment	Raw (dBuV)
PK	5.1166G	60.53	74.00	-13.47	7.87	3	Horizontal	313	2.04	-	52.66
AV	5.1196G	47.61	54.00	-6.39	7.88	3	Horizontal	313	2.04	-	39.73
PK	5.263G	117.35	Inf	-Inf	8.16	3	Horizontal	313	2.04	-	109.19
AV	5.2636G	107.20	Inf	-Inf	8.16	3	Horizontal	313	2.04	-	99.04
PK	5.3644G	64.91	74.00	-9.09	8.29	3	Horizontal	313	2.04	-	56.62
AV	5.3524G	49.47	54.00	-4.53	8.28	3	Horizontal	313	2.04	-	41.19

802.11a_Nss1,(6Mbps)_2TX

03/09/2019

5260MHz_TX



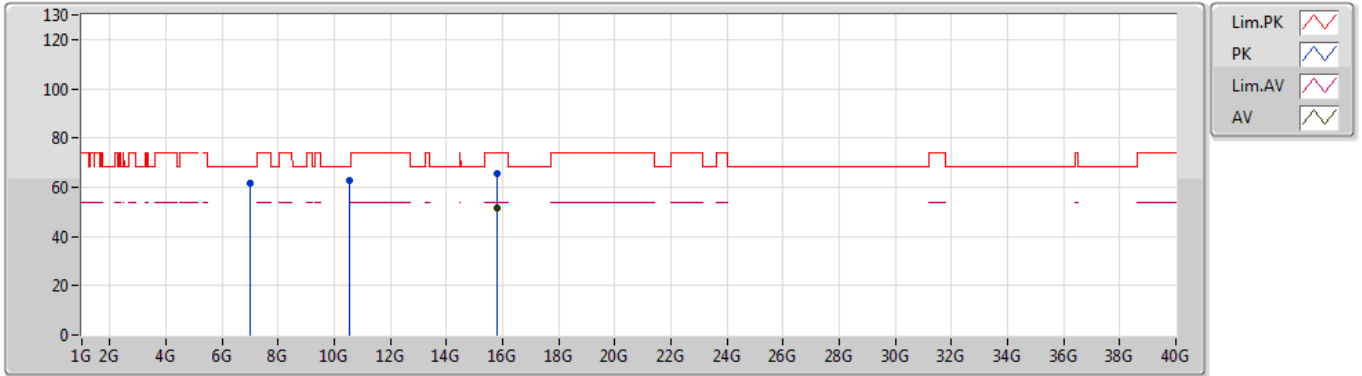
EUT_Z_2TX
 Setting 20
 02-J-5
 FSU(100015)

Type	Freq (Hz)	Level (dBuV/m)	Limit (dBuV/m)	Margin (dB)	Factor (dB)	Dist (m)	Condition	Azimuth (°)	Height (m)	Comment	Raw (dBuV)
PK	7.01317G	57.87	68.20	-10.33	9.71	3	Vertical	184	1.58	-	48.16
PK	10.51646G	62.72	68.20	-5.48	14.56	3	Vertical	175	1.99	-	48.16
PK	15.77256G	67.48	74.00	-6.52	15.45	3	Vertical	299	1.51	-	52.03
AV	15.77796G	53.84	54.00	-0.16	15.44	3	Vertical	299	1.51	-	38.40

802.11a_Nss1,(6Mbps)_2TX

03/09/2019

5260MHz_TX



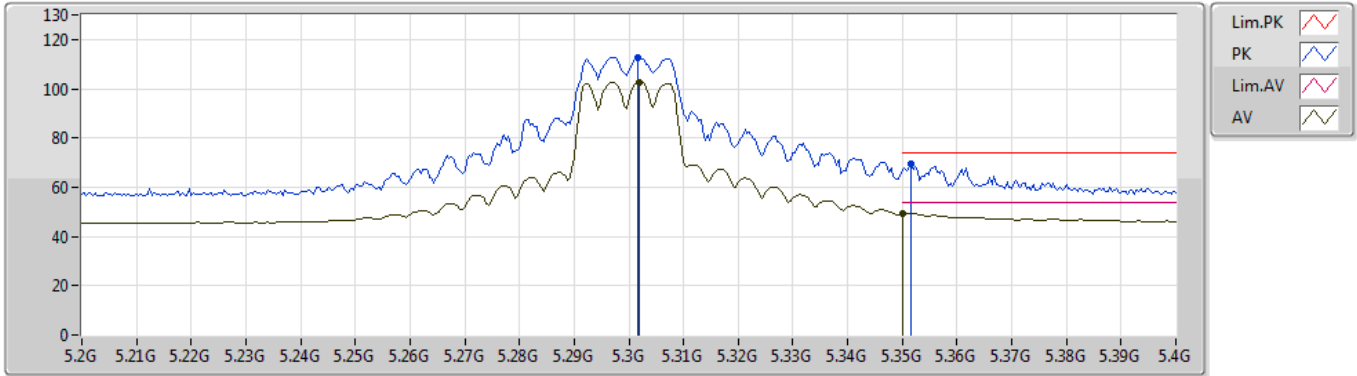
EUT_Z_2TX
Setting 20
02-J-5
FSU(100015)

Type	Freq (Hz)	Level (dBuV/m)	Limit (dBuV/m)	Margin (dB)	Factor (dB)	Dist (m)	Condition	Azimuth (°)	Height (m)	Comment	Raw (dBuV)
PK	7.01323G	61.52	68.20	-6.68	9.71	3	Horizontal	290	1.78	-	51.81
PK	10.51892G	63.02	68.20	-5.18	14.57	3	Horizontal	291	1.62	-	48.45
PK	15.77892G	65.83	74.00	-8.17	15.44	3	Horizontal	314	1.68	-	50.39
AV	15.77898G	51.32	54.00	-2.68	15.44	3	Horizontal	314	1.68	-	35.88

802.11a_Nss1,(6Mbps)_2TX

03/09/2019

5300MHz_TX



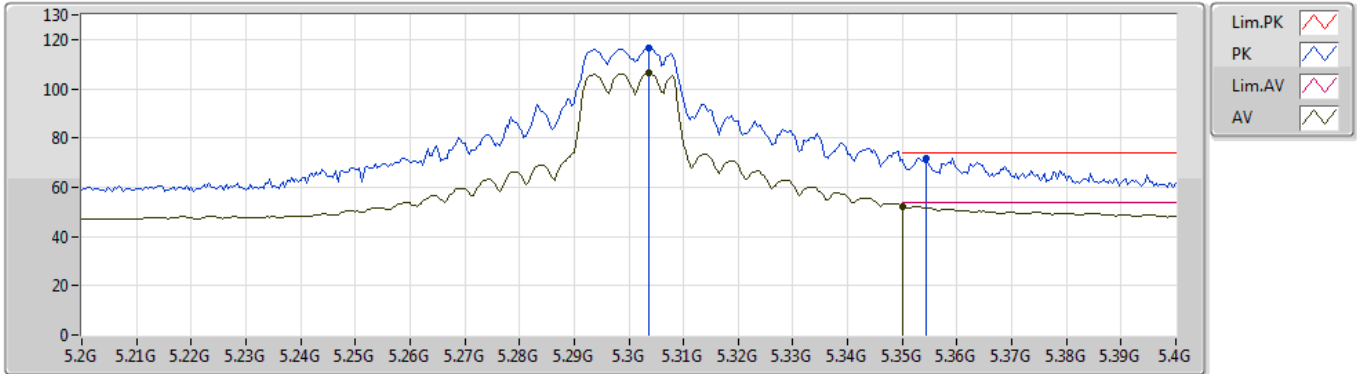
EUT_Z_2TX
Setting 17
02-J-5-10
FSU(100015)

Type	Freq (Hz)	Level (dBuV/m)	Limit (dBuV/m)	Margin (dB)	Factor (dB)	Dist (m)	Condition	Azimuth (°)	Height (m)	Comment	Raw (dBuV)
PK	5.3016G	112.69	Inf	-Inf	8.21	3	Vertical	174	2.16	-	104.48
AV	5.302G	102.58	Inf	-Inf	8.21	3	Vertical	174	2.16	-	94.37
PK	5.3516G	69.26	74.00	-4.74	8.28	3	Vertical	174	2.16	-	60.98
AV	5.35G	49.52	54.00	-4.48	8.28	3	Vertical	174	2.16	-	41.24

802.11a_Nss1,(6Mbps)_2TX

03/09/2019

5300MHz_TX



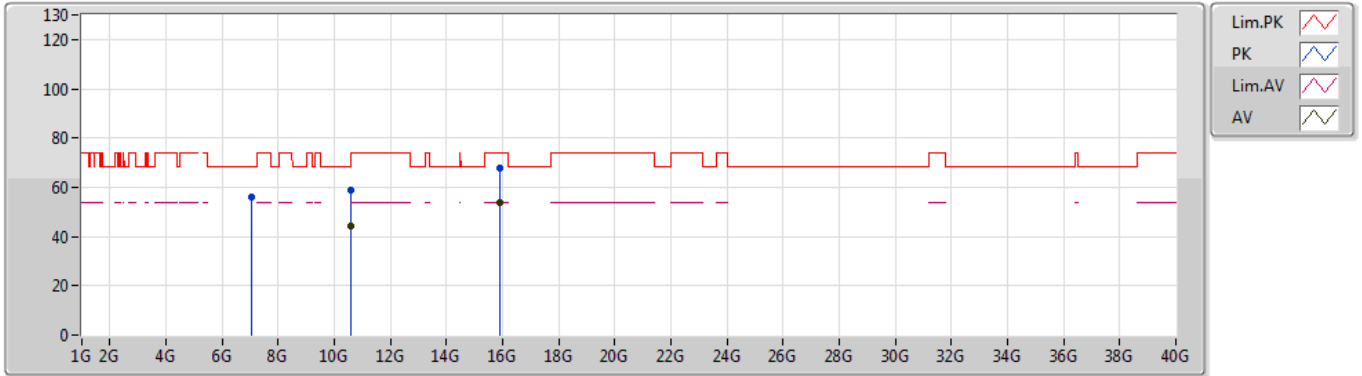
EUT_Z_2TX
Setting 17
02-J-5-10
FSU(100015)

Type	Freq (Hz)	Level (dBuV/m)	Limit (dBuV/m)	Margin (dB)	Factor (dB)	Dist (m)	Condition	Azimuth (°)	Height (m)	Comment	Raw (dBuV)
PK	5.3036G	116.60	Inf	-Inf	8.21	3	Horizontal	315	2.01	-	108.39
AV	5.3036G	106.38	Inf	-Inf	8.21	3	Horizontal	315	2.01	-	98.17
PK	5.3544G	71.88	74.00	-2.12	8.28	3	Horizontal	315	2.01	-	63.60
AV	5.35G	52.18	54.00	-1.82	8.28	3	Horizontal	315	2.01	-	43.90

802.11a_Nss1,(6Mbps)_2TX

03/09/2019

5300MHz_TX



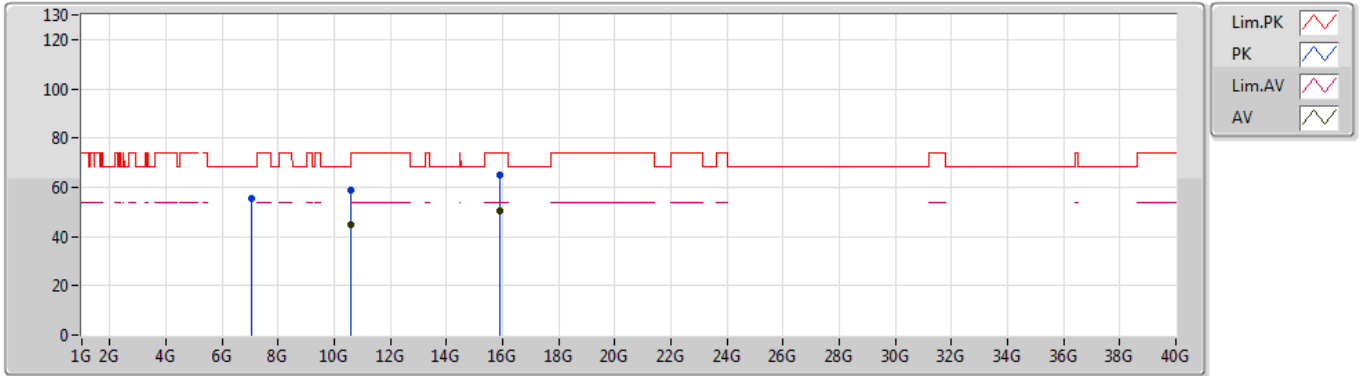
EUT_Z_2TX
Setting 17
02-J-5
FSU(100015)

Type	Freq (Hz)	Level (dBuV/m)	Limit (dBuV/m)	Margin (dB)	Factor (dB)	Dist (m)	Condition	Azimuth (°)	Height (m)	Comment	Raw (dBuV)
PK	7.06668G	55.86	68.20	-12.34	9.84	3	Vertical	169	2.09	-	46.02
PK	10.60066G	58.79	74.00	-15.21	14.51	3	Vertical	176	1.89	-	44.28
AV	10.60144G	44.11	54.00	-9.89	14.51	3	Vertical	176	1.89	-	29.60
PK	15.89898G	67.64	74.00	-6.36	15.13	3	Vertical	300	1.57	-	52.51
AV	15.90288G	53.90	54.00	-0.10	15.12	3	Vertical	300	1.57	-	38.78

802.11a_Nss1,(6Mbps)_2TX

03/09/2019

5300MHz_TX



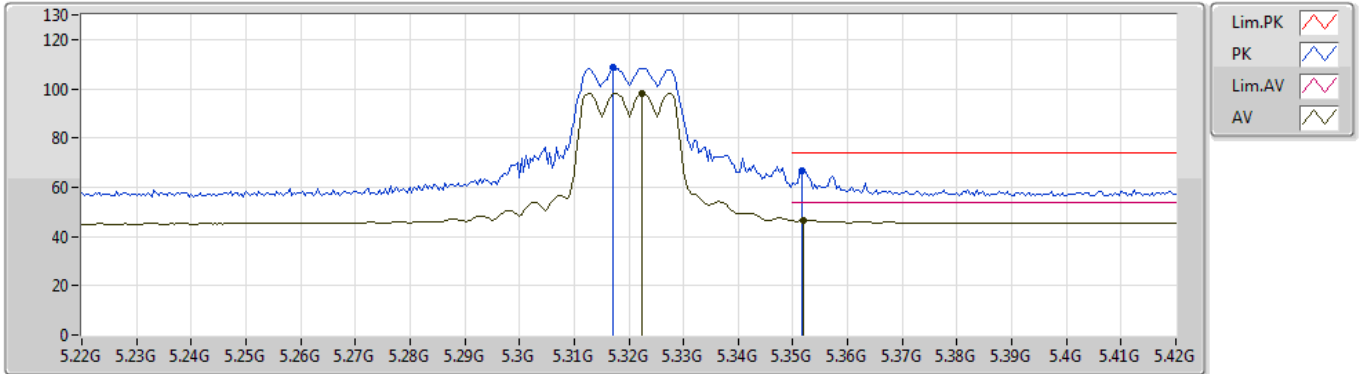
EUT_Z_2TX
Setting 17
02-J-5
FSU(100015)

Type	Freq (Hz)	Level (dBuV/m)	Limit (dBuV/m)	Margin (dB)	Factor (dB)	Dist (m)	Condition	Azimuth (°)	Height (m)	Comment	Raw (dBuV)
PK	7.06653G	55.24	68.20	-12.96	9.84	3	Horizontal	287	1.62	-	45.40
PK	10.60017G	58.92	74.00	-15.08	14.51	3	Horizontal	284	1.66	-	44.41
AV	10.60046G	44.82	54.00	-9.18	14.51	3	Horizontal	284	1.66	-	30.31
PK	15.89892G	64.87	74.00	-9.13	15.13	3	Horizontal	315	2.29	-	49.74
AV	15.90264G	50.63	54.00	-3.37	15.12	3	Horizontal	315	2.29	-	35.51

802.11a_Nss1,(6Mbps)_2TX

03/09/2019

5320MHz_TX



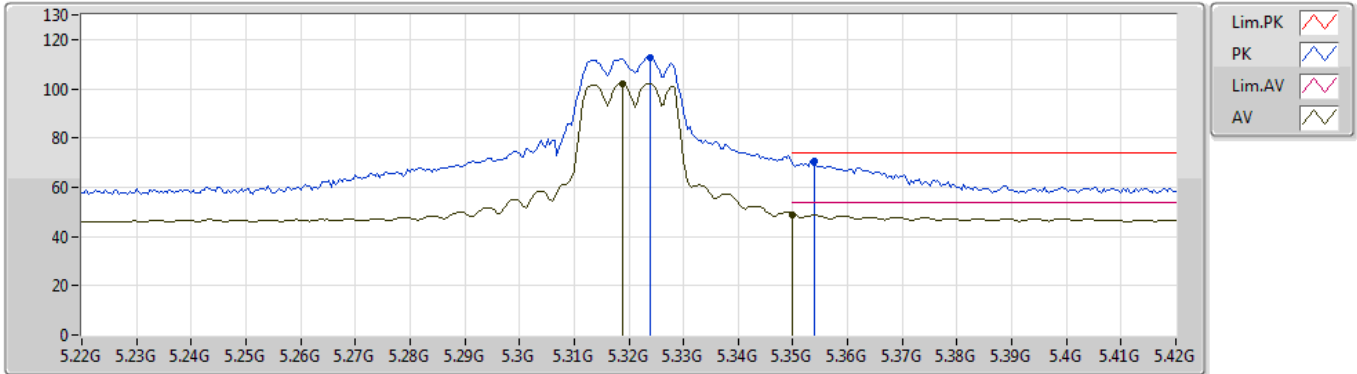
EUT_Z_2TX
Setting 15
02-J-5-10
FSU(100015)

Type	Freq (Hz)	Level (dBuV/m)	Limit (dBuV/m)	Margin (dB)	Factor (dB)	Dist (m)	Condition	Azimuth (°)	Height (m)	Comment	Raw (dBuV)
PK	5.3172G	108.68	Inf	-Inf	8.23	3	Vertical	178	2.15	-	100.45
AV	5.3224G	98.01	Inf	-Inf	8.23	3	Vertical	178	2.15	-	89.78
PK	5.3516G	66.90	74.00	-7.10	8.28	3	Vertical	178	2.15	-	58.62
AV	5.352G	46.60	54.00	-7.40	8.28	3	Vertical	178	2.15	-	38.32

802.11a_Nss1,(6Mbps)_2TX

03/09/2019

5320MHz_TX



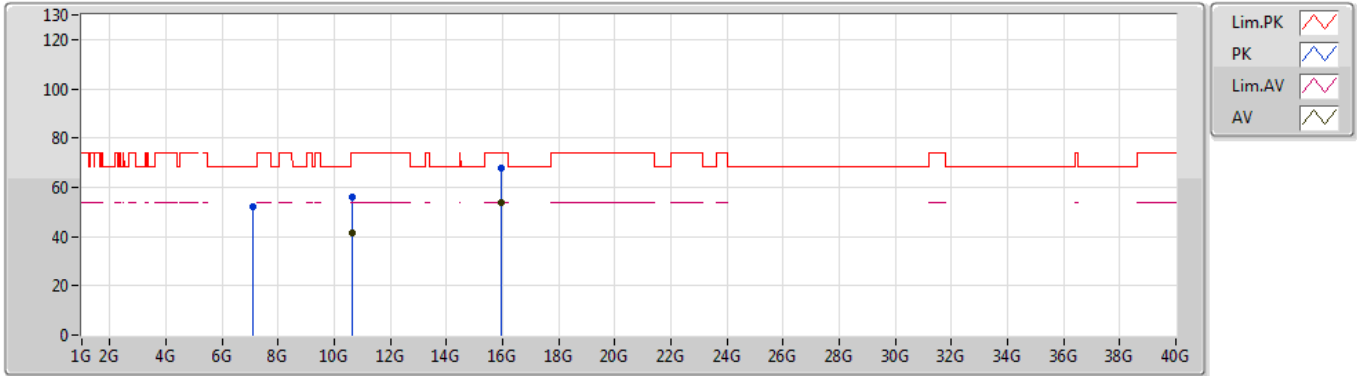
EUT_Z_2TX
 Setting 15
 02-J-5-10
 FSU(100015)

Type	Freq (Hz)	Level (dBuV/m)	Limit (dBuV/m)	Margin (dB)	Factor (dB)	Dist (m)	Condition	Azimuth (°)	Height (m)	Comment	Raw (dBuV)
PK	5.324G	112.71	Inf	-Inf	8.24	3	Horizontal	313	2.10	-	104.47
AV	5.3188G	102.23	Inf	-Inf	8.23	3	Horizontal	313	2.10	-	94.00
PK	5.354G	70.52	74.00	-3.48	8.28	3	Horizontal	313	2.10	-	62.24
AV	5.35G	49.01	54.00	-4.99	8.28	3	Horizontal	313	2.10	-	40.73

802.11a_Nss1,(6Mbps)_2TX

03/09/2019

5320MHz_TX



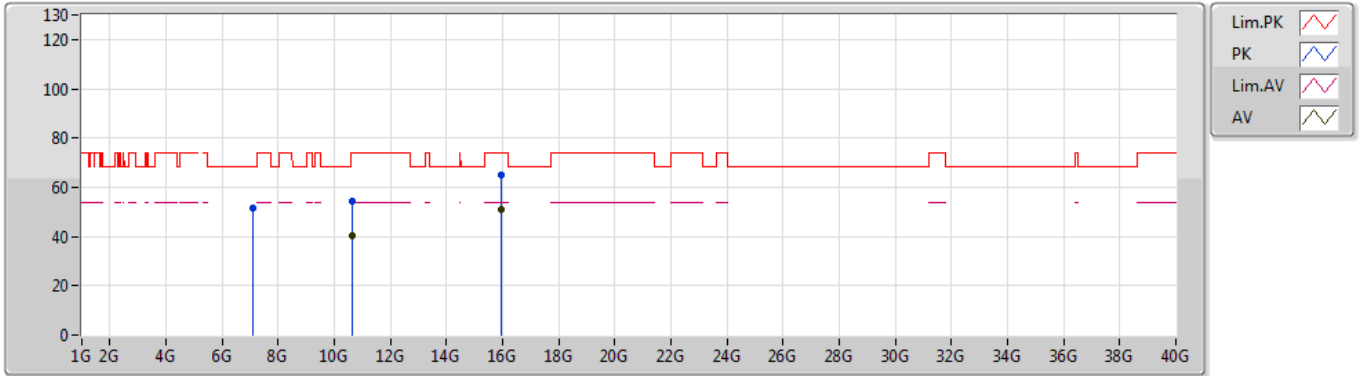
EUT_Z_2TX
 Setting 15
 02-J-5
 FSU(100015)

Type	Freq (Hz)	Level (dBuV/m)	Limit (dBuV/m)	Margin (dB)	Factor (dB)	Dist (m)	Condition	Azimuth (°)	Height (m)	Comment	Raw (dBuV)
PK	7.09338G	51.87	68.20	-16.33	9.91	3	Vertical	160	2.30	-	41.96
PK	10.64036G	56.23	74.00	-17.77	14.49	3	Vertical	307	1.72	-	41.74
AV	10.63988G	41.65	54.00	-12.35	14.49	3	Vertical	307	1.72	-	27.16
PK	15.9618G	67.78	74.00	-6.22	14.96	3	Vertical	297	1.46	-	52.82
AV	15.96186G	53.83	54.00	-0.17	14.96	3	Vertical	297	1.46	-	38.87

802.11a_Nss1,(6Mbps)_2TX

03/09/2019

5320MHz_TX



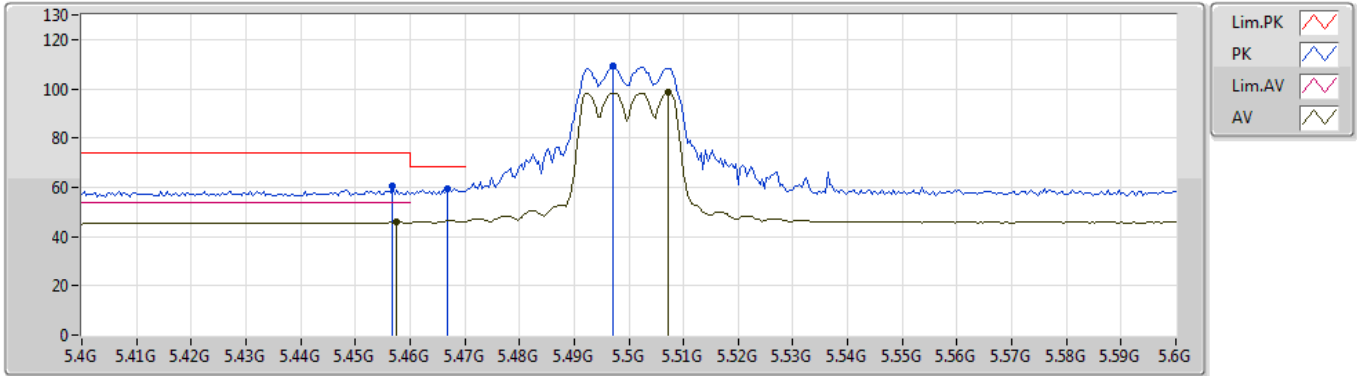
EUT_Z_2TX
Setting 15
02-J-5
FSU(100015)

Type	Freq (Hz)	Level (dBuV/m)	Limit (dBuV/m)	Margin (dB)	Factor (dB)	Dist (m)	Condition	Azimuth (°)	Height (m)	Comment	Raw (dBuV)
PK	7.0936G	51.35	68.20	-16.85	9.91	3	Horizontal	294	1.62	-	41.44
PK	10.63946G	54.50	74.00	-19.50	14.49	3	Horizontal	185	1.11	-	40.01
AV	10.63994G	40.43	54.00	-13.57	14.49	3	Horizontal	185	1.11	-	25.94
PK	15.95904G	64.79	74.00	-9.21	14.97	3	Horizontal	42	2.90	-	49.82
AV	15.96324G	50.74	54.00	-3.26	14.96	3	Horizontal	42	2.90	-	35.78

802.11a_Nss1,(6Mbps)_2TX

03/09/2019

5500MHz_TX



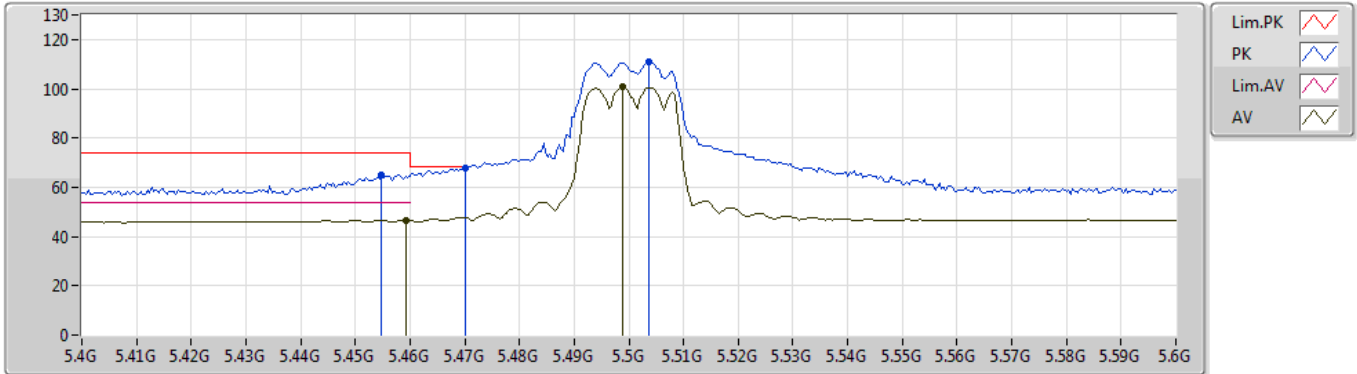
EUT_Z_2TX
Setting 14
02-J-5-10
FSU(100015)

Type	Freq (Hz)	Level (dBuV/m)	Limit (dBuV/m)	Margin (dB)	Factor (dB)	Dist (m)	Condition	Azimuth (°)	Height (m)	Comment	Raw (dBuV)
PK	5.4568G	60.66	74.00	-13.34	8.44	3	Vertical	172	2.15	-	52.22
AV	5.4576G	45.75	54.00	-8.25	8.44	3	Vertical	172	2.15	-	37.31
PK	5.4668G	59.46	68.20	-8.74	8.46	3	Vertical	172	2.15	-	51.00
PK	5.4972G	109.14	Inf	-Inf	8.52	3	Vertical	172	2.15	-	100.62
AV	5.5072G	98.41	Inf	-Inf	8.52	3	Vertical	172	2.15	-	89.89

802.11a_Nss1,(6Mbps)_2TX

03/09/2019

5500MHz_TX



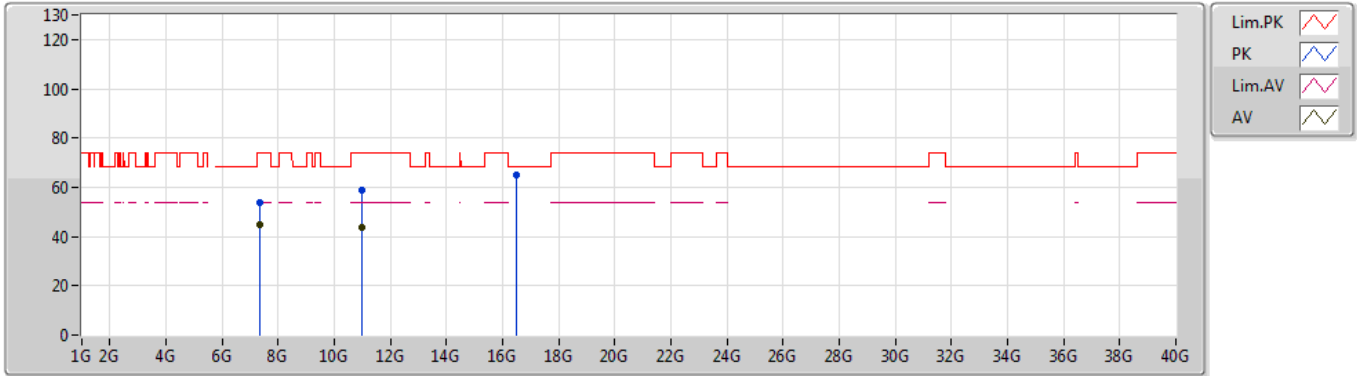
EUT_Z_2TX
Setting 14
02-J-5-10
FSU(100015)

Type	Freq (Hz)	Level (dBuV/m)	Limit (dBuV/m)	Margin (dB)	Factor (dB)	Dist (m)	Condition	Azimuth (°)	Height (m)	Comment	Raw (dBuV)
PK	5.4548G	64.99	74.00	-9.01	8.44	3	Horizontal	316	2.11	-	56.55
AV	5.4592G	46.57	54.00	-7.43	8.45	3	Horizontal	316	2.11	-	38.12
PK	5.47G	68.06	68.20	-0.14	8.46	3	Horizontal	316	2.11	-	59.60
PK	5.5036G	111.17	Inf	-Inf	8.52	3	Horizontal	316	2.11	-	102.65
AV	5.4988G	100.61	Inf	-Inf	8.52	3	Horizontal	316	2.11	-	92.09

802.11a_Nss1,(6Mbps)_2TX

03/09/2019

5500MHz_TX



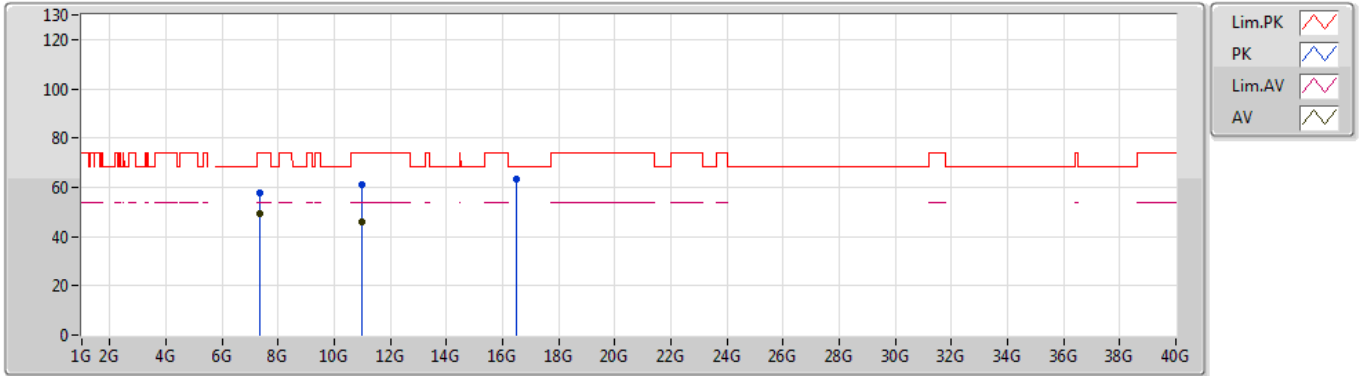
EUT_Z_2TX
Setting 14
02-J-5
FSU(100015)

Type	Freq (Hz)	Level (dBuV/m)	Limit (dBuV/m)	Margin (dB)	Factor (dB)	Dist (m)	Condition	Azimuth (°)	Height (m)	Comment	Raw (dBuV)
PK	7.33332G	53.57	74.00	-20.43	10.61	3	Vertical	306	2.92	-	42.96
AV	7.33326G	44.55	54.00	-9.45	10.61	3	Vertical	306	2.92	-	33.94
PK	11.00054G	58.68	74.00	-15.32	14.26	3	Vertical	173	1.77	-	44.42
AV	11.00006G	43.91	54.00	-10.09	14.26	3	Vertical	173	1.77	-	29.65
PK	16.49202G	64.88	68.20	-3.32	17.05	3	Vertical	303	1.52	-	47.83

802.11a_Nss1,(6Mbps)_2TX

03/09/2019

5500MHz_TX



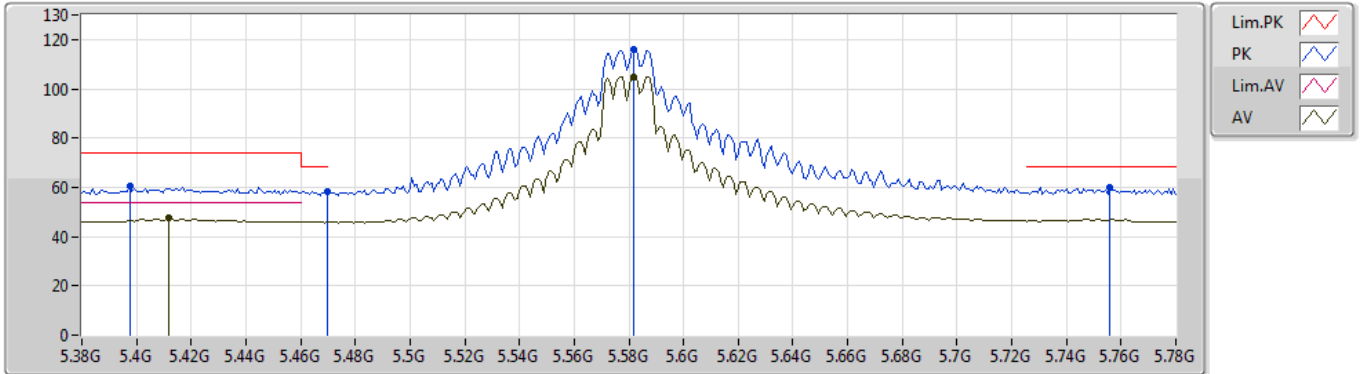
EUT_Z_2TX
Setting 14
02-J-5
FSU(100015)

Type	Freq (Hz)	Level (dBuV/m)	Limit (dBuV/m)	Margin (dB)	Factor (dB)	Dist (m)	Condition	Azimuth (°)	Height (m)	Comment	Raw (dBuV)
PK	7.33333G	57.46	74.00	-16.54	10.61	3	Horizontal	346	2.96	-	46.85
AV	7.33328G	49.55	54.00	-4.45	10.61	3	Horizontal	346	2.96	-	38.94
PK	10.99934G	61.15	74.00	-12.85	14.26	3	Horizontal	285	1.71	-	46.89
AV	10.9994G	45.81	54.00	-8.19	14.26	3	Horizontal	285	1.71	-	31.55
PK	16.49274G	63.41	68.20	-4.79	17.05	3	Horizontal	317	2.47	-	46.36

802.11a_Nss1,(6Mbps)_2TX

03/09/2019

5580MHz_TX



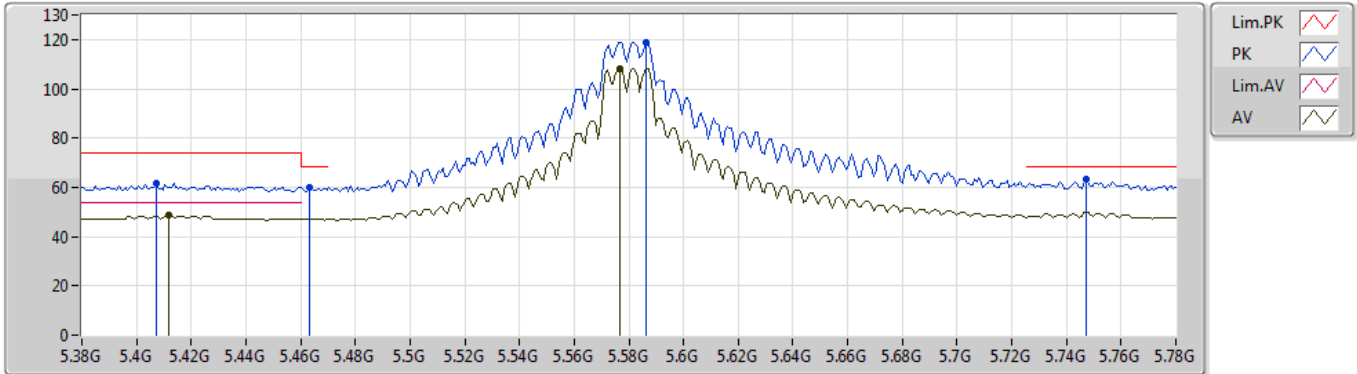
EUT Z_2TX
Setting 22
02-J-5-10
FSU(100015)

Type	Freq (Hz)	Level (dBuV/m)	Limit (dBuV/m)	Margin (dB)	Factor (dB)	Dist (m)	Condition	Azimuth (°)	Height (m)	Comment	Raw (dBuV)
PK	5.3976G	60.42	74.00	-13.58	8.34	3	Vertical	170	2.29	-	52.08
AV	5.412G	47.67	54.00	-6.33	8.36	3	Vertical	170	2.29	-	39.31
PK	5.4696G	58.11	68.20	-10.09	8.46	3	Vertical	170	2.29	-	49.65
PK	5.5816G	115.93	Inf	-Inf	8.57	3	Vertical	170	2.29	-	107.36
AV	5.5816G	105.05	Inf	-Inf	8.57	3	Vertical	170	2.29	-	96.48
PK	5.756G	60.09	68.20	-8.11	8.83	3	Vertical	170	2.29	-	51.26

802.11a_Nss1,(6Mbps)_2TX

03/09/2019

5580MHz_TX



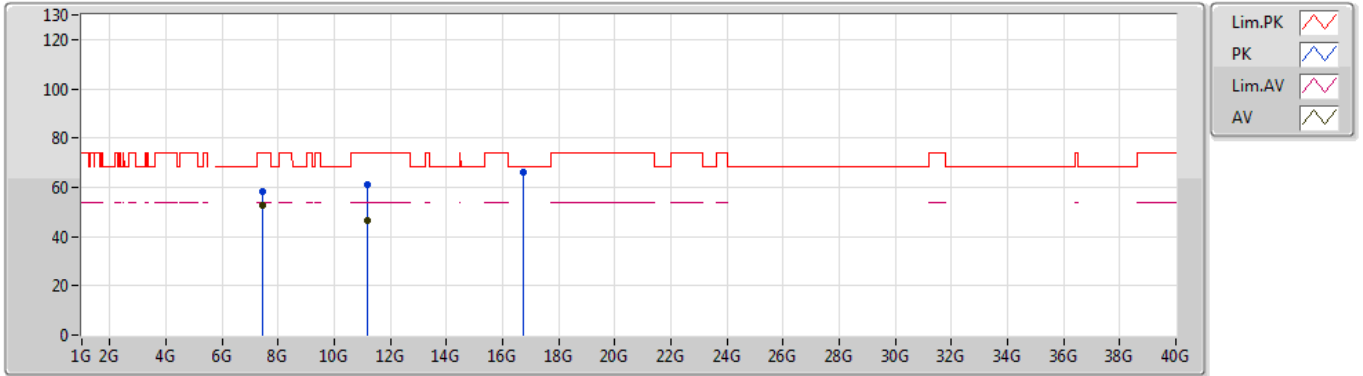
EUT_Z_2TX
Setting 22
02-J-5-10
FSU(100015)

Type	Freq (Hz)	Level (dBuV/m)	Limit (dBuV/m)	Margin (dB)	Factor (dB)	Dist (m)	Condition	Azimuth (°)	Height (m)	Comment	Raw (dBuV)
PK	5.4072G	61.48	74.00	-12.52	8.35	3	Horizontal	296	2.06	-	53.13
AV	5.412G	48.83	54.00	-5.17	8.36	3	Horizontal	296	2.06	-	40.47
PK	5.4632G	60.02	68.20	-8.18	8.45	3	Horizontal	296	2.06	-	51.57
PK	5.5864G	119.03	Inf	-Inf	8.57	3	Horizontal	296	2.06	-	110.46
AV	5.5768G	108.40	Inf	-Inf	8.57	3	Horizontal	296	2.06	-	99.83
PK	5.7472G	63.31	68.20	-4.89	8.82	3	Horizontal	296	2.06	-	54.49

802.11a_Nss1,(6Mbps)_2TX

03/09/2019

5580MHz_TX



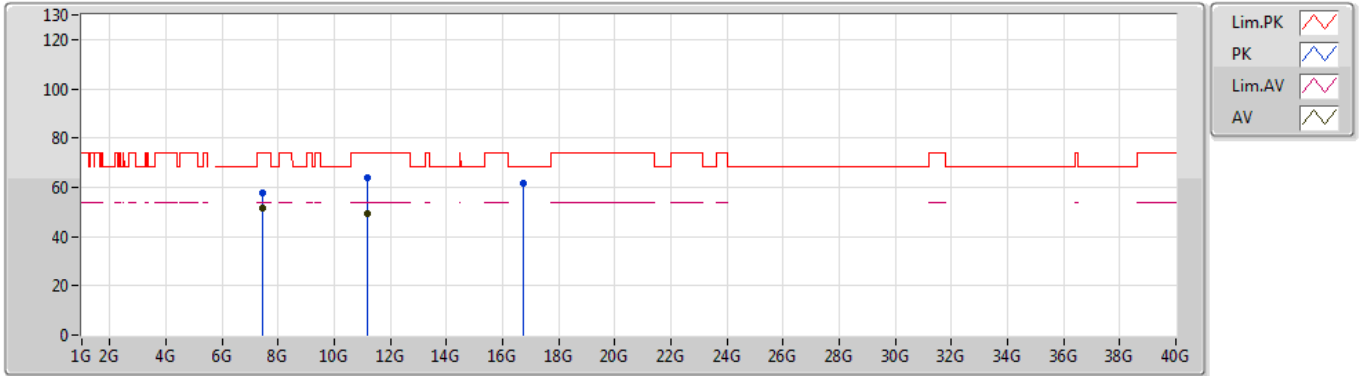
EUT_Z_2TX
Setting 22
02-J-5
FSU(100015)

Type	Freq (Hz)	Level (dBuV/m)	Limit (dBuV/m)	Margin (dB)	Factor (dB)	Dist (m)	Condition	Azimuth (°)	Height (m)	Comment	Raw (dBuV)
PK	7.43988G	58.54	74.00	-15.46	10.90	3	Vertical	293	2.13	-	47.64
AV	7.43988G	52.84	54.00	-1.16	10.90	3	Vertical	293	2.13	-	41.94
PK	11.16096G	61.20	74.00	-12.80	14.47	3	Vertical	174	1.96	-	46.73
AV	11.16084G	46.70	54.00	-7.30	14.47	3	Vertical	174	1.96	-	32.23
PK	16.72746G	66.12	68.20	-2.08	18.09	3	Vertical	317	2.02	-	48.03

802.11a_Nss1,(6Mbps)_2TX

03/09/2019

5580MHz_TX



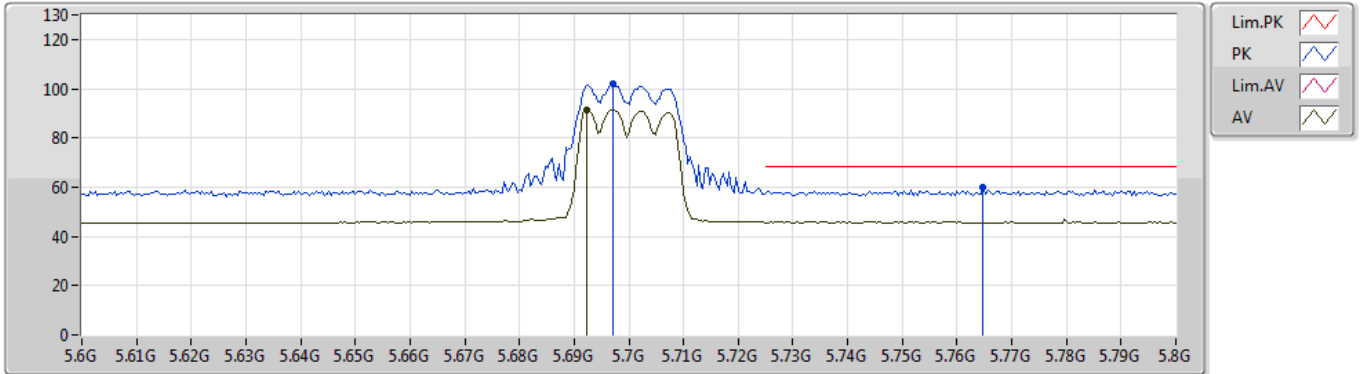
EUT_Z_2TX
Setting 22
02-J-5
FSU(100015)

Type	Freq (Hz)	Level (dBuV/m)	Limit (dBuV/m)	Margin (dB)	Factor (dB)	Dist (m)	Condition	Azimuth (°)	Height (m)	Comment	Raw (dBuV)
PK	7.43977G	57.68	74.00	-16.32	10.90	3	Horizontal	304	1.71	-	46.78
AV	7.43987G	51.54	54.00	-2.46	10.90	3	Horizontal	304	1.71	-	40.64
PK	11.16006G	63.70	74.00	-10.30	14.46	3	Horizontal	286	1.63	-	49.24
AV	11.16G	49.38	54.00	-4.62	14.46	3	Horizontal	286	1.63	-	34.92
PK	16.73862G	61.87	68.20	-6.33	18.15	3	Horizontal	318	1.68	-	43.72

802.11a_Nss1,(6Mbps)_2TX

03/09/2019

5700MHz_TX



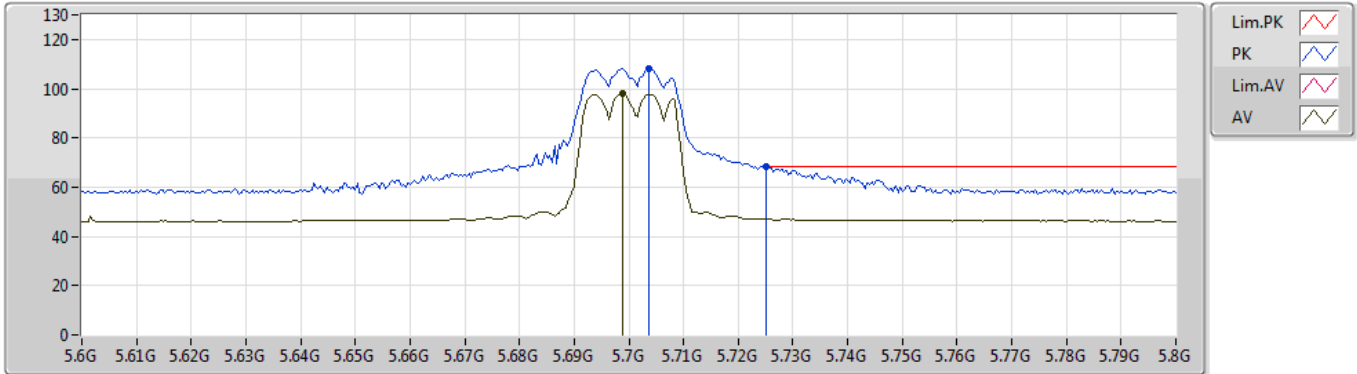
EUT_Z_2TX
 Setting 10
 02-J-5-10
 FSU(100015)

Type	Freq (Hz)	Level (dBuV/m)	Limit (dBuV/m)	Margin (dB)	Factor (dB)	Dist (m)	Condition	Azimuth (°)	Height (m)	Comment	Raw (dBuV)
PK	5.6972G	101.94	Inf	-Inf	8.75	3	Vertical	187	2.14	-	93.19
AV	5.6924G	91.50	Inf	-Inf	8.74	3	Vertical	187	2.14	-	82.76
PK	5.7648G	59.68	68.20	-8.52	8.84	3	Vertical	187	2.14	-	50.84

802.11a_Nss1,(6Mbps)_2TX

03/09/2019

5700MHz_TX



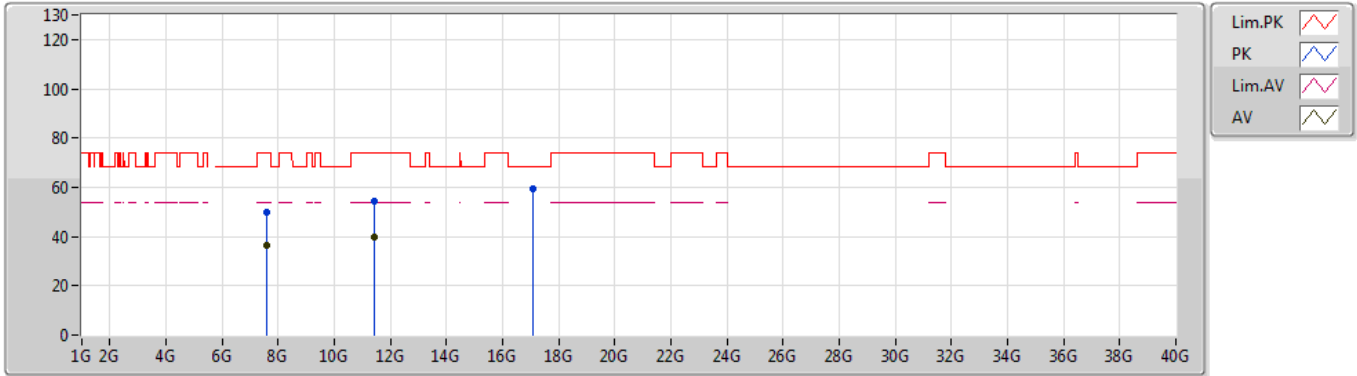
EUT_Z_2TX
Setting 10
02-J-5-10
FSU(100015)

Type	Freq (Hz)	Level (dBuV/m)	Limit (dBuV/m)	Margin (dB)	Factor (dB)	Dist (m)	Condition	Azimuth (°)	Height (m)	Comment	Raw (dBuV)
PK	5.7036G	108.31	Inf	-Inf	8.75	3	Horizontal	297	2.09	-	99.56
AV	5.6988G	98.08	Inf	-Inf	8.75	3	Horizontal	297	2.09	-	89.33
PK	5.7252G	68.10	68.20	-0.10	8.79	3	Horizontal	297	2.09	-	59.31

802.11a_Nss1,(6Mbps)_2TX

03/09/2019

5700MHz_TX



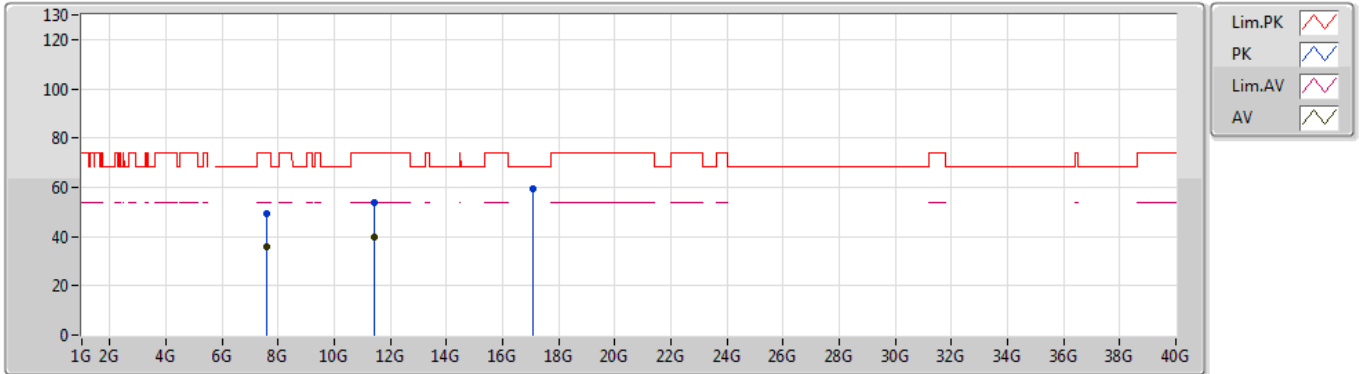
EUT_Z_2TX
Setting 10
02-J-5
FSU(100015)

Type	Freq (Hz)	Level (dBuV/m)	Limit (dBuV/m)	Margin (dB)	Factor (dB)	Dist (m)	Condition	Azimuth (°)	Height (m)	Comment	Raw (dBuV)
PK	7.59674G	50.04	74.00	-23.96	11.14	3	Vertical	30	2.68	-	38.90
AV	7.59998G	36.50	54.00	-17.50	11.14	3	Vertical	30	2.68	-	25.36
PK	11.40942G	54.13	74.00	-19.87	14.79	3	Vertical	10	1.93	-	39.34
AV	11.40216G	39.80	54.00	-14.20	14.77	3	Vertical	10	1.93	-	25.03
PK	17.08704G	59.41	68.20	-8.79	19.82	3	Vertical	281	2.18	-	39.59

802.11a_Nss1,(6Mbps)_2TX

03/09/2019

5700MHz_TX



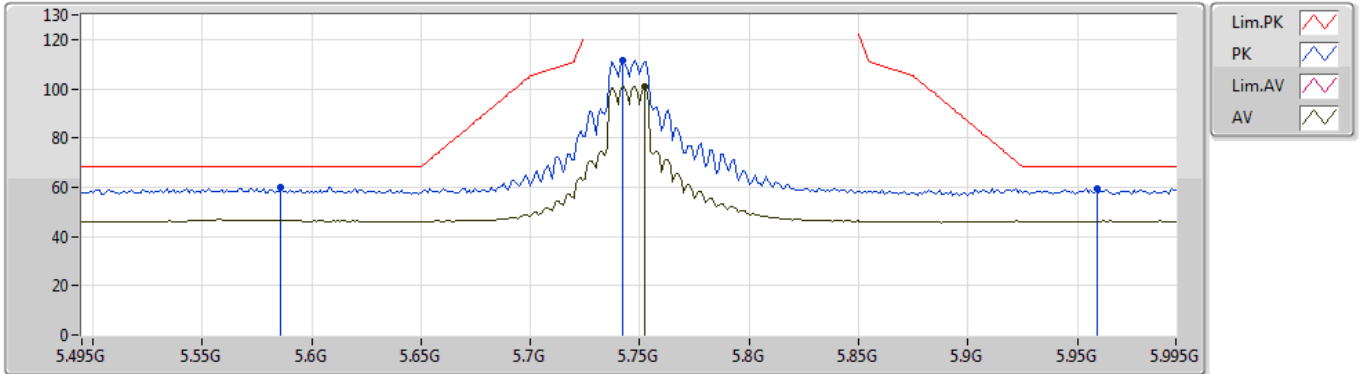
EUT_Z_2TX
Setting 10
02-J-5
FSU(100015)

Type	Freq (Hz)	Level (dBuV/m)	Limit (dBuV/m)	Margin (dB)	Factor (dB)	Dist (m)	Condition	Azimuth (°)	Height (m)	Comment	Raw (dBuV)
PK	7.59424G	49.56	74.00	-24.44	11.13	3	Horizontal	84	1.31	-	38.43
AV	7.6G	36.11	54.00	-17.89	11.14	3	Horizontal	84	1.31	-	24.97
PK	11.41248G	53.56	74.00	-20.44	14.79	3	Horizontal	253	1.26	-	38.77
AV	11.40636G	39.83	54.00	-14.17	14.79	3	Horizontal	253	1.26	-	25.04
PK	17.09454G	59.47	68.20	-8.73	19.87	3	Horizontal	7	1.31	-	39.60

802.11a_Nss1,(6Mbps)_2TX

03/09/2019

5745MHz_TX



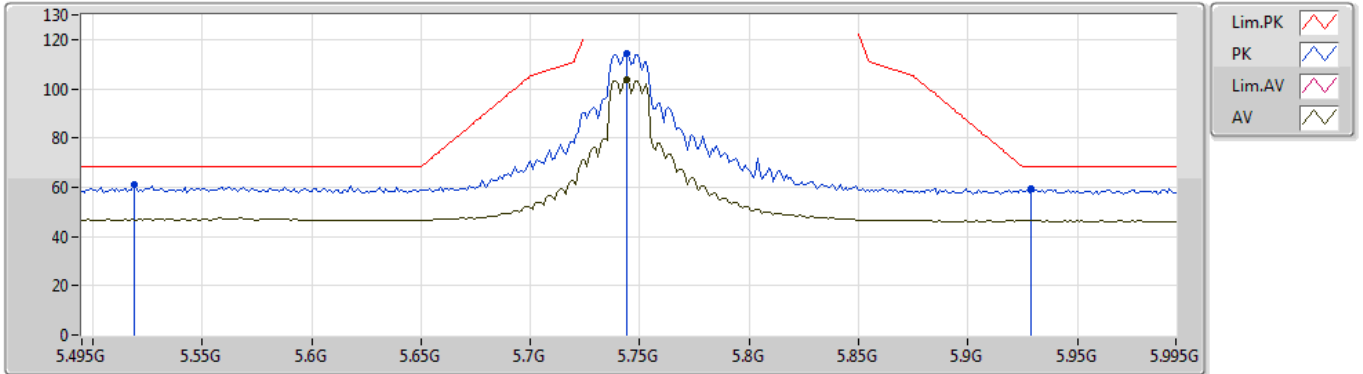
EUT_Z_2TX
 Setting 20
 02-G-3-10
 FSU(100015)

Type	Freq (Hz)	Level (dBuV/m)	Limit (dBuV/m)	Margin (dB)	Factor (dB)	Dist (m)	Condition	Azimuth (°)	Height (m)	Comment	Raw (dBuV)
PK	5.586G	59.84	68.20	-8.36	8.57	3	Vertical	181	1.94	-	51.27
PK	5.742G	111.42	Inf	-Inf	8.81	3	Vertical	181	1.94	-	102.61
AV	5.752G	101.13	Inf	-Inf	8.83	3	Vertical	181	1.94	-	92.30
PK	5.959G	59.29	68.20	-8.91	8.93	3	Vertical	181	1.94	-	50.36

802.11a_Nss1,(6Mbps)_2TX

03/09/2019

5745MHz_TX



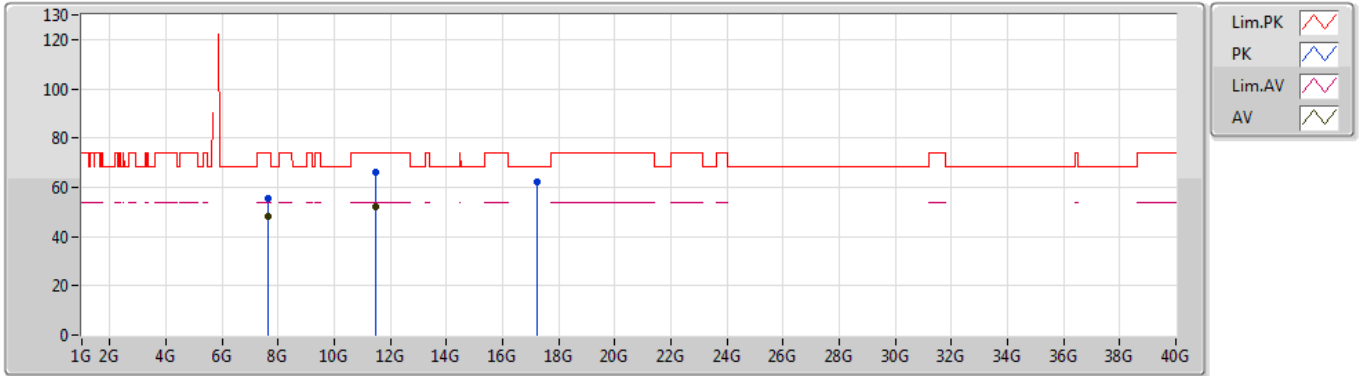
EUT Z_2TX
 Setting 20
 02-G-3-10
 FSU(100015)

Type	Freq (Hz)	Level (dBuV/m)	Limit (dBuV/m)	Margin (dB)	Factor (dB)	Dist (m)	Condition	Azimuth (°)	Height (m)	Comment	Raw (dBuV)
PK	5.519G	60.90	68.20	-7.30	8.53	3	Horizontal	296	1.90	-	52.37
PK	5.744G	114.22	Inf	-Inf	8.82	3	Horizontal	296	1.90	-	105.40
AV	5.744G	103.69	Inf	-Inf	8.82	3	Horizontal	296	1.90	-	94.87
PK	5.929G	59.44	68.20	-8.76	8.93	3	Horizontal	296	1.90	-	50.51

802.11a_Nss1,(6Mbps)_2TX

03/09/2019

5745MHz_TX



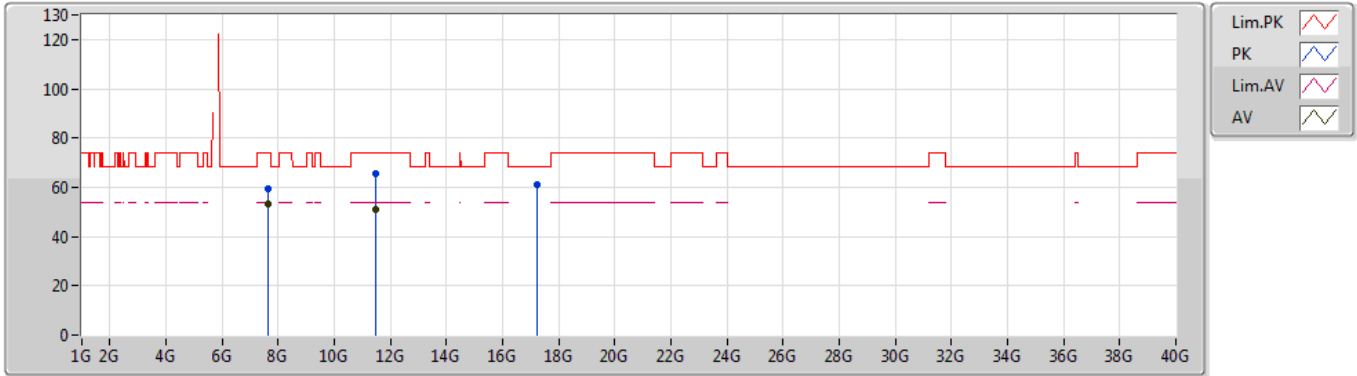
EUT_Z_2TX
Setting 20
02-G-3
FSU(100015)

Type	Freq (Hz)	Level (dBuV/m)	Limit (dBuV/m)	Margin (dB)	Factor (dB)	Dist (m)	Condition	Azimuth (°)	Height (m)	Comment	Raw (dBuV)
PK	7.65986G	55.49	74.00	-18.51	11.18	3	Vertical	179	1.79	-	44.31
AV	7.65986G	48.34	54.00	-5.66	11.18	3	Vertical	179	1.79	-	37.16
PK	11.49012G	66.29	74.00	-7.71	14.89	3	Vertical	49	1.91	-	51.40
AV	11.48944G	51.97	54.00	-2.03	14.89	3	Vertical	49	1.91	-	37.08
PK	17.2394G	61.95	68.20	-6.25	20.74	3	Vertical	330	1.68	-	41.21

802.11a_Nss1,(6Mbps)_2TX

03/09/2019

5745MHz_TX



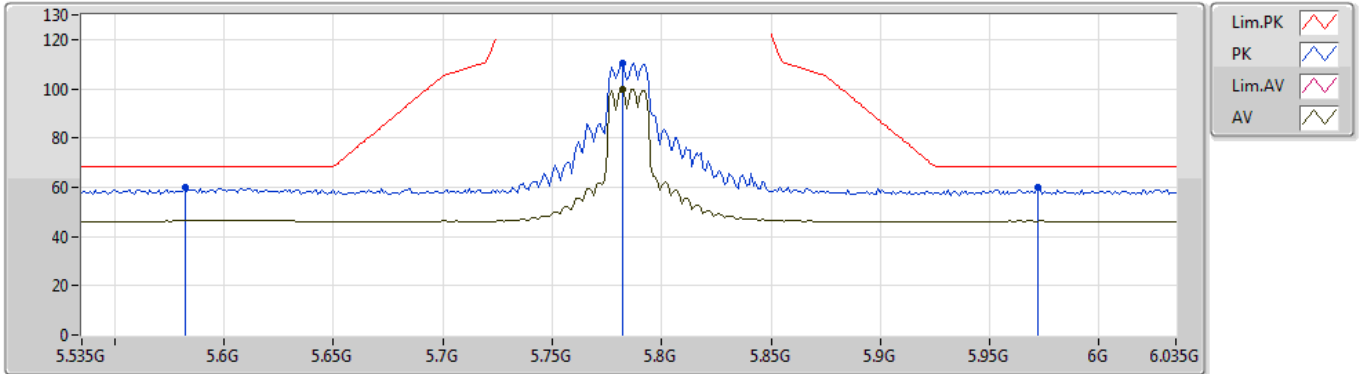
EUT_Z_2TX
Setting 20
02-G-3
FSU(100015)

Type	Freq (Hz)	Level (dBuV/m)	Limit (dBuV/m)	Margin (dB)	Factor (dB)	Dist (m)	Condition	Azimuth (°)	Height (m)	Comment	Raw (dBuV)
PK	7.6598G	59.31	74.00	-14.69	11.18	3	Horizontal	355	2.72	-	48.13
AV	7.65986G	53.44	54.00	-0.56	11.18	3	Horizontal	355	2.72	-	42.26
PK	11.4912G	65.36	74.00	-8.64	14.89	3	Horizontal	312	1.79	-	50.47
AV	11.49072G	50.97	54.00	-3.03	14.89	3	Horizontal	312	1.79	-	36.08
PK	17.22844G	60.92	68.20	-7.28	20.67	3	Horizontal	37	2.97	-	40.25

802.11a_Nss1,(6Mbps)_2TX

03/09/2019

5785MHz_TX



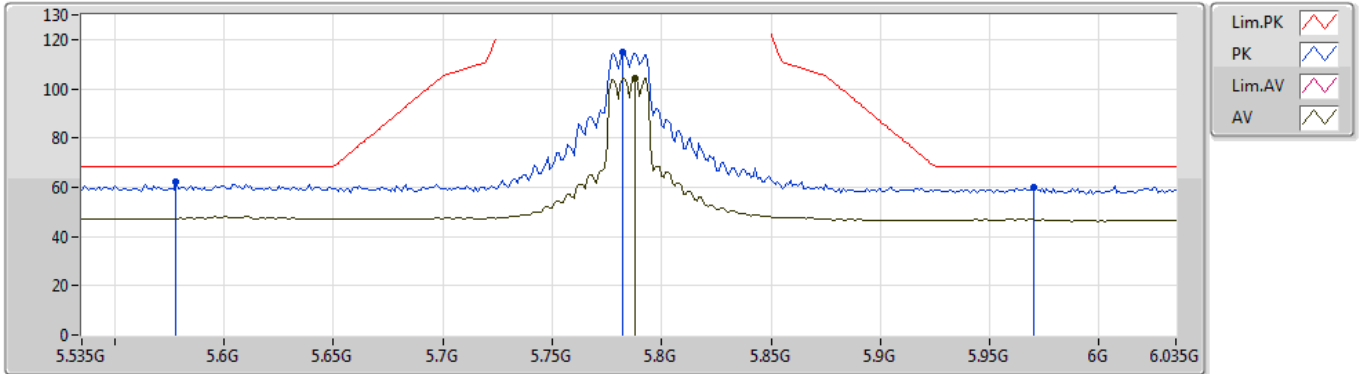
EUT_Z_2TX
 Setting 18
 02-G-3-10
 FSU(100015)

Type	Freq (Hz)	Level (dBuV/m)	Limit (dBuV/m)	Margin (dB)	Factor (dB)	Dist (m)	Condition	Azimuth (°)	Height (m)	Comment	Raw (dBuV)
PK	5.582G	60.04	68.20	-8.16	8.57	3	Vertical	169	1.92	-	51.47
PK	5.782G	110.46	Inf	-Inf	8.88	3	Vertical	169	1.92	-	101.58
AV	5.782G	99.87	Inf	-Inf	8.88	3	Vertical	169	1.92	-	90.99
PK	5.972G	59.74	68.20	-8.46	8.93	3	Vertical	169	1.92	-	50.81

802.11a_Nss1,(6Mbps)_2TX

03/09/2019

5785MHz_TX



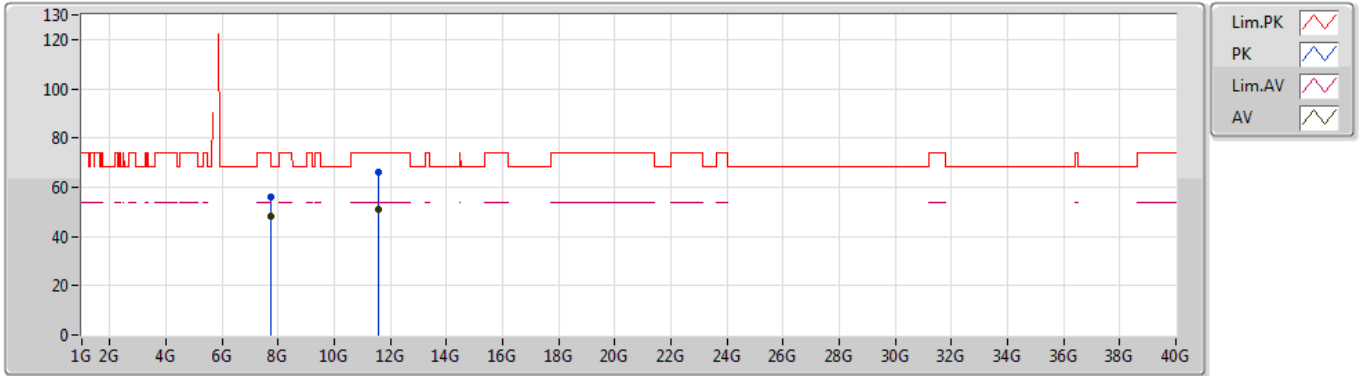
EUT_Z_2TX
Setting 18
02-G-3-10
FSU(100015)

Type	Freq (Hz)	Level (dBuV/m)	Limit (dBuV/m)	Margin (dB)	Factor (dB)	Dist (m)	Condition	Azimuth (°)	Height (m)	Comment	Raw (dBuV)
PK	5.578G	62.44	68.20	-5.76	8.57	3	Horizontal	287	2.07	-	53.87
PK	5.782G	114.66	Inf	-Inf	8.88	3	Horizontal	287	2.07	-	105.78
AV	5.788G	104.15	Inf	-Inf	8.87	3	Horizontal	287	2.07	-	95.28
PK	5.97G	60.08	68.20	-8.12	8.93	3	Horizontal	287	2.07	-	51.15

802.11a_Nss1,(6Mbps)_2TX

03/09/2019

5785MHz_TX



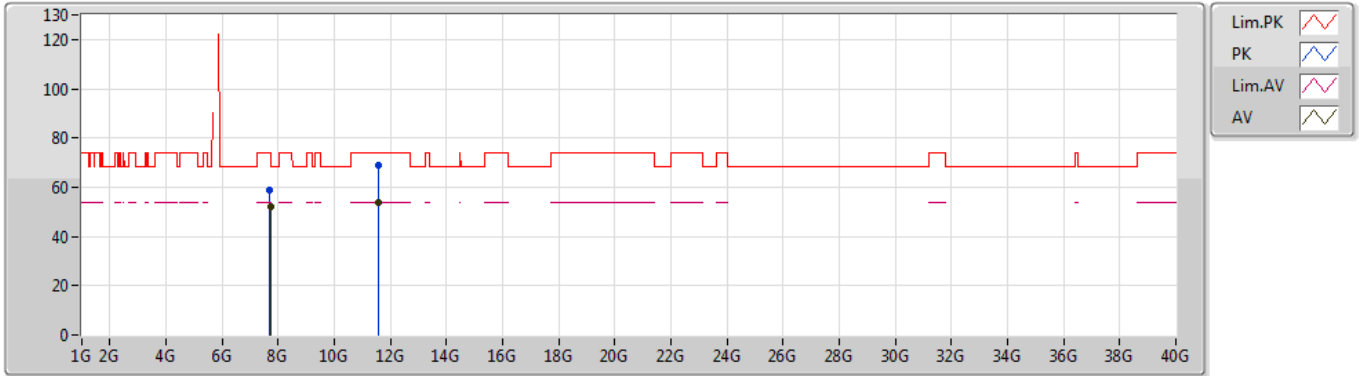
EUT_Z_2TX
Setting 18
02-G-3
FSU(100015)

Type	Freq (Hz)	Level (dBuV/m)	Limit (dBuV/m)	Margin (dB)	Factor (dB)	Dist (m)	Condition	Azimuth (°)	Height (m)	Comment	Raw (dBuV)
PK	7.71322G	55.92	74.00	-18.08	11.22	3	Vertical	183	1.84	-	44.70
AV	7.71324G	48.24	54.00	-5.76	11.22	3	Vertical	183	1.84	-	37.02
PK	11.5692G	65.87	74.00	-8.13	15.00	3	Vertical	125	1.87	-	50.87
AV	11.5695G	51.00	54.00	-3.00	15.00	3	Vertical	125	1.87	-	36.00

802.11a_Nss1,(6Mbps)_2TX

03/09/2019

5785MHz_TX



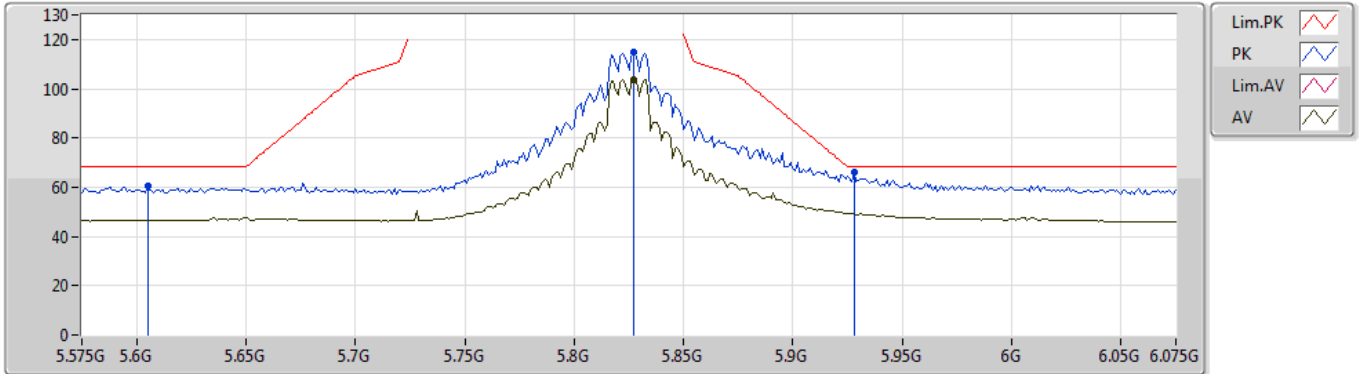
EUT_Z_2TX
Setting 18
02-G-3
FSU(100015)

Type	Freq (Hz)	Level (dBuV/m)	Limit (dBuV/m)	Margin (dB)	Factor (dB)	Dist (m)	Condition	Azimuth (°)	Height (m)	Comment	Raw (dBuV)
PK	7.71305G	58.96	74.00	-15.04	11.22	3	Horizontal	354	2.78	-	47.74
AV	7.71316G	51.85	54.00	-2.15	11.22	3	Horizontal	354	2.78	-	40.63
PK	11.57025G	69.12	74.00	-4.88	15.00	3	Horizontal	282	2.32	-	54.12
AV	11.5701G	53.54	54.00	-0.46	15.00	3	Horizontal	282	2.32	-	38.54

802.11a_Nss1,(6Mbps)_2TX

03/09/2019

5825MHz_TX



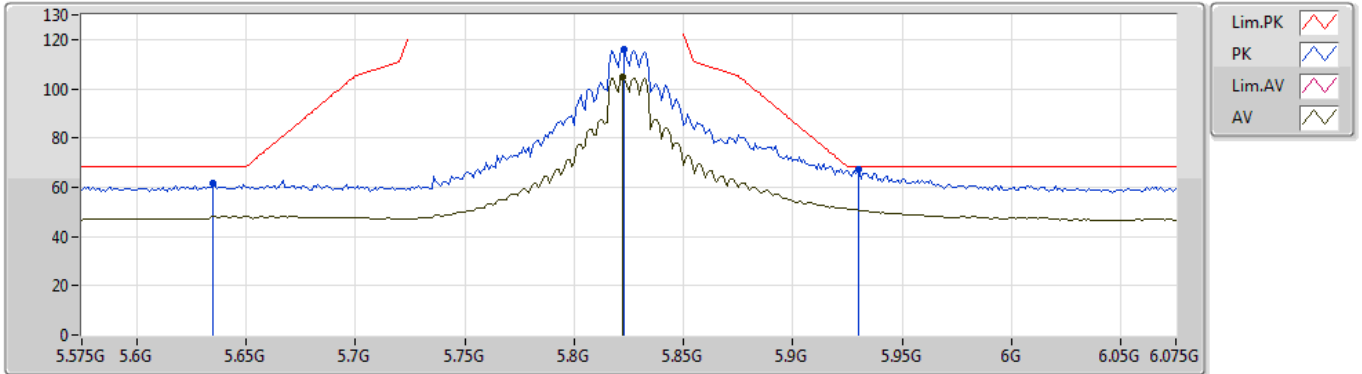
EUT_Z_2TX
Setting 25
02-G-3-10
FSU(100015)

Type	Freq (Hz)	Level (dBuV/m)	Limit (dBuV/m)	Margin (dB)	Factor (dB)	Dist (m)	Condition	Azimuth (°)	Height (m)	Comment	Raw (dBuV)
PK	5.605G	60.25	68.20	-7.95	8.59	3	Vertical	174	2.09	-	51.66
PK	5.827G	114.98	Inf	-Inf	8.91	3	Vertical	174	2.09	-	106.07
AV	5.827G	103.79	Inf	-Inf	8.91	3	Vertical	174	2.09	-	94.88
PK	5.928G	66.12	68.20	-2.08	8.93	3	Vertical	174	2.09	-	57.19

802.11a_Nss1,(6Mbps)_2TX

03/09/2019

5825MHz_TX



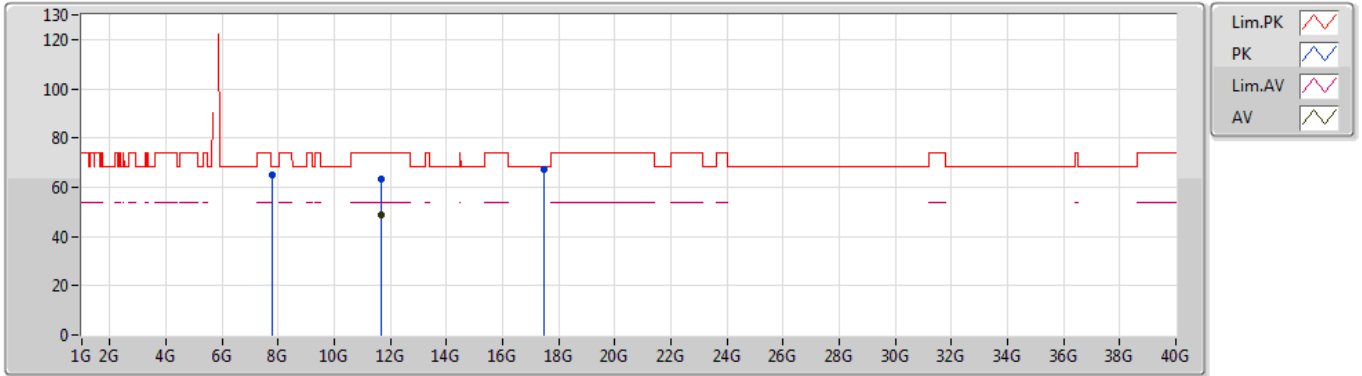
EUT_Z_2TX
 Setting 25
 02-G-3-10
 FSU(100015)

Type	Freq (Hz)	Level (dBuV/m)	Limit (dBuV/m)	Margin (dB)	Factor (dB)	Dist (m)	Condition	Azimuth (°)	Height (m)	Comment	Raw (dBuV)
PK	5.635G	61.84	68.20	-6.36	8.64	3	Horizontal	27	1.01	-	53.20
PK	5.823G	115.86	Inf	-Inf	8.90	3	Horizontal	27	1.01	-	106.96
AV	5.822G	104.52	Inf	-Inf	8.90	3	Horizontal	27	1.01	-	95.62
PK	5.93G	66.97	68.20	-1.23	8.93	3	Horizontal	27	1.01	-	58.04

802.11a_Nss1,(6Mbps)_2TX

03/09/2019

5825MHz_TX



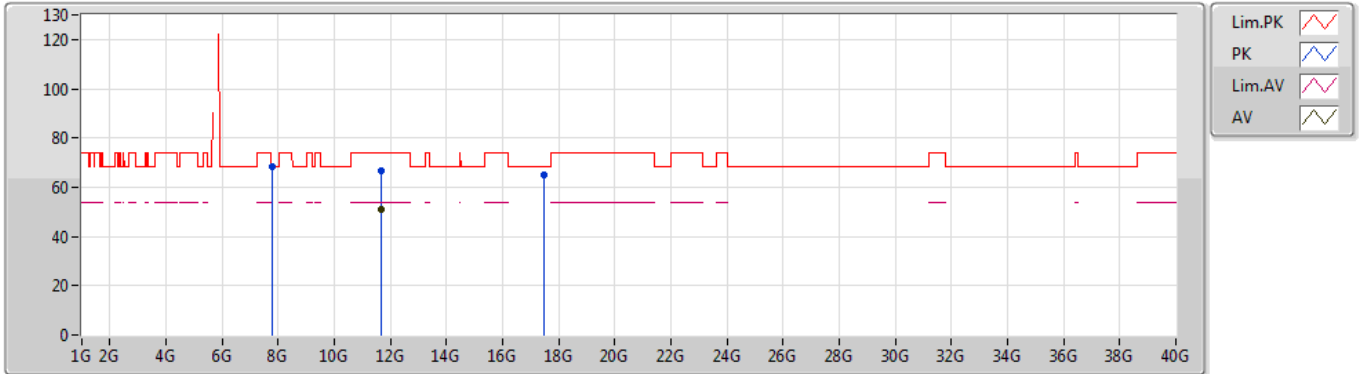
EUT_Z_2TX
Setting 25
02-G-3
FSU(100015)

Type	Freq (Hz)	Level (dBuV/m)	Limit (dBuV/m)	Margin (dB)	Factor (dB)	Dist (m)	Condition	Azimuth (°)	Height (m)	Comment	Raw (dBuV)
PK	7.76657G	65.07	68.20	-3.13	11.27	3	Vertical	189	1.80	-	53.80
PK	11.6506G	63.37	74.00	-10.63	15.09	3	Vertical	27	1.83	-	48.28
AV	11.65G	48.78	54.00	-5.22	15.09	3	Vertical	27	1.83	-	33.69
PK	17.47372G	67.29	68.20	-0.91	22.12	3	Vertical	202	1.98	-	45.17

802.11a_Nss1,(6Mbps)_2TX

03/09/2019

5825MHz_TX



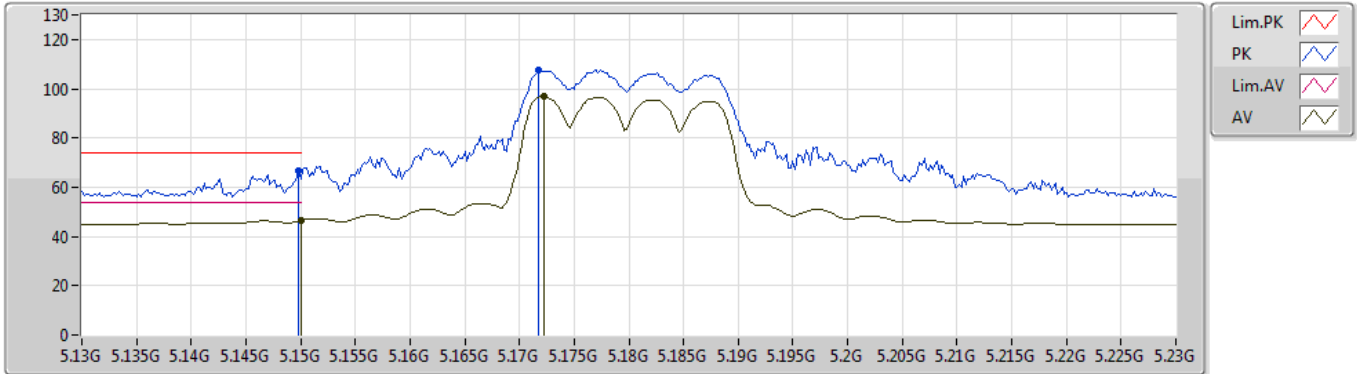
EUT_Z_2TX
 Setting 25
 02-G-3
 FSU(100015)

Type	Freq (Hz)	Level (dBuV/m)	Limit (dBuV/m)	Margin (dB)	Factor (dB)	Dist (m)	Condition	Azimuth (°)	Height (m)	Comment	Raw (dBuV)
PK	7.76646G	68.17	68.20	-0.03	11.27	3	Horizontal	335	2.74	-	56.90
PK	11.6501G	66.61	74.00	-7.39	15.09	3	Horizontal	276	2.58	-	51.52
AV	11.6502G	51.05	54.00	-2.95	15.09	3	Horizontal	276	2.58	-	35.96
PK	17.46988G	65.03	68.20	-3.17	22.10	3	Horizontal	20	2.64	-	42.93

802.11ac VHT20_Nss1,(MCS0)_2TX

03/09/2019

5180MHz_TX



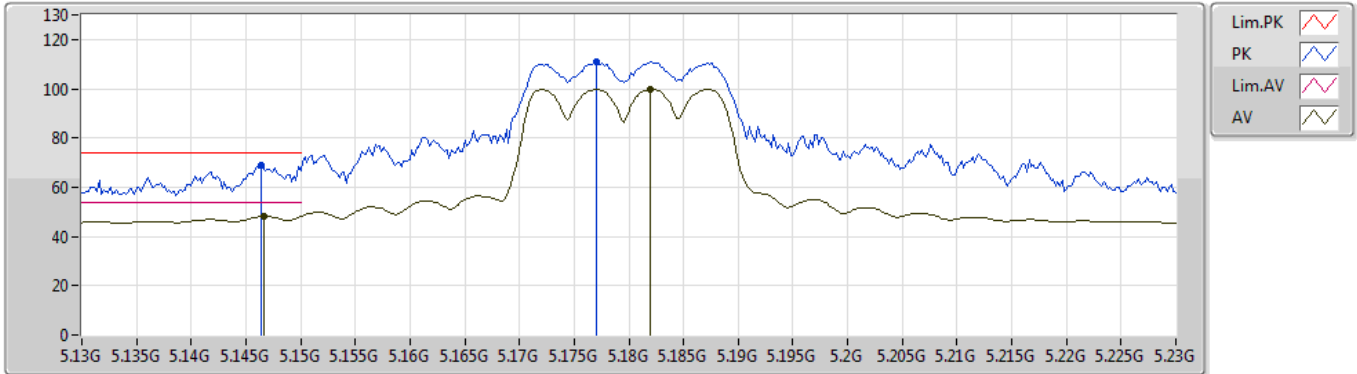
EUT_Z_2TX
Setting 16
02-G-3-10
FSU(100015)

Type	Freq (Hz)	Level (dBuV/m)	Limit (dBuV/m)	Margin (dB)	Factor (dB)	Dist (m)	Condition	Azimuth (°)	Height (m)	Comment	Raw (dBuV)
PK	5.1498G	66.44	74.00	-7.56	7.94	3	Vertical	191	2.85	-	58.50
AV	5.15G	46.40	54.00	-7.60	7.94	3	Vertical	191	2.85	-	38.46
PK	5.1718G	107.63	Inf	-Inf	7.99	3	Vertical	191	2.85	-	99.64
AV	5.1722G	96.73	Inf	-Inf	7.99	3	Vertical	191	2.85	-	88.74

802.11ac VHT20_Nss1,(MCS0)_2TX

03/09/2019

5180MHz_TX



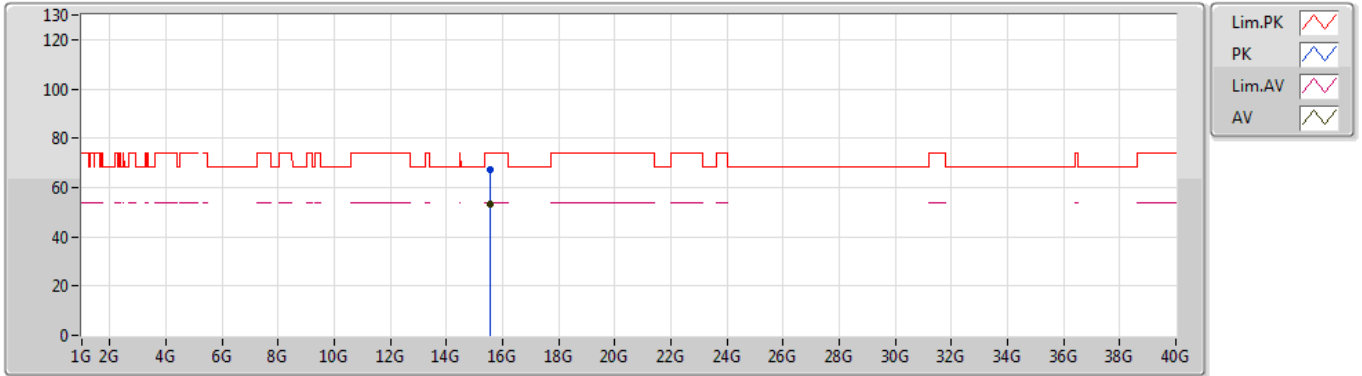
EUT Z_2TX
Setting 16
02-G-3-10
FSU(100015)

Type	Freq (Hz)	Level (dBuV/m)	Limit (dBuV/m)	Margin (dB)	Factor (dB)	Dist (m)	Condition	Azimuth (°)	Height (m)	Comment	Raw (dBuV)
PK	5.1464G	68.81	74.00	-5.19	7.94	3	Horizontal	338	1.01	-	60.87
AV	5.1466G	48.01	54.00	-5.99	7.94	3	Horizontal	338	1.01	-	40.07
PK	5.177G	111.05	Inf	-Inf	8.01	3	Horizontal	338	1.01	-	103.04
AV	5.182G	99.83	Inf	-Inf	8.02	3	Horizontal	338	1.01	-	91.81

802.11ac VHT20_Nss1,(MCS0)_2TX

03/09/2019

5180MHz_TX



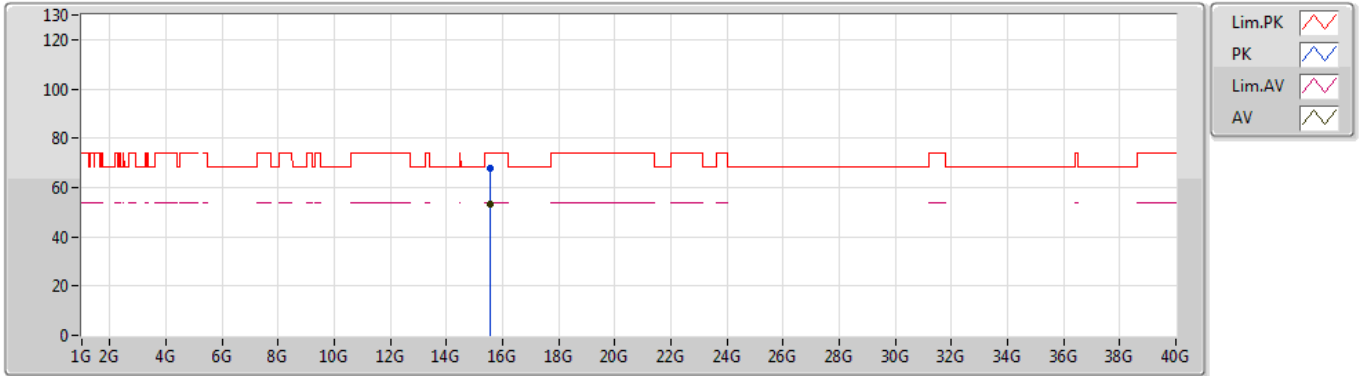
EUT Z_2TX
Setting 16
02-G-3
FSU(100015)

Type	Freq (Hz)	Level (dBuV/m)	Limit (dBuV/m)	Margin (dB)	Factor (dB)	Dist (m)	Condition	Azimuth (°)	Height (m)	Comment	Raw (dBuV)
PK	15.53442G	67.47	74.00	-6.53	16.09	3	Vertical	209	1.74	-	51.38
AV	15.53952G	53.18	54.00	-0.82	16.08	3	Vertical	209	1.74	-	37.10

802.11ac VHT20_Nss1,(MCS0)_2TX

03/09/2019

5180MHz_TX



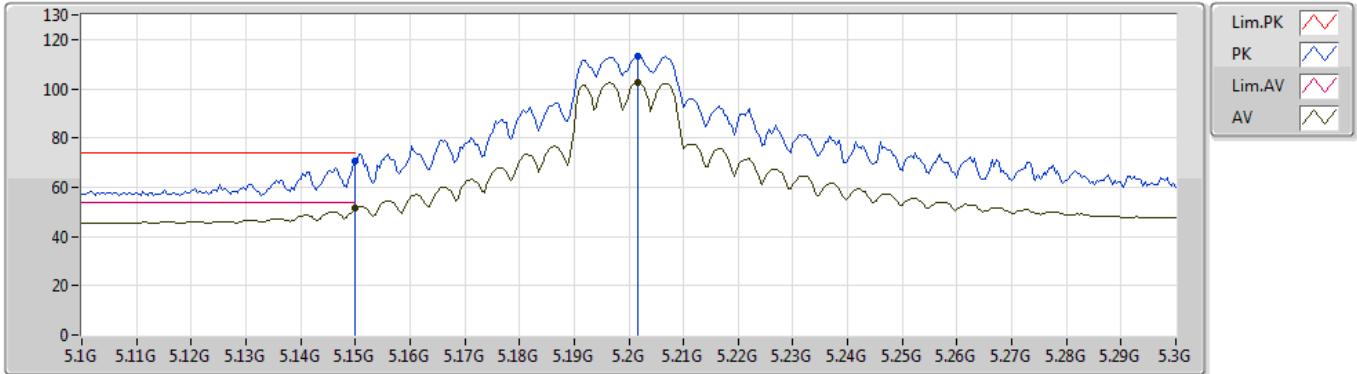
EUT Z_2TX
Setting 16
02-G-3
FSU(100015)

Type	Freq (Hz)	Level (dBuV/m)	Limit (dBuV/m)	Margin (dB)	Factor (dB)	Dist (m)	Condition	Azimuth (°)	Height (m)	Comment	Raw (dBuV)
PK	15.54186G	67.70	74.00	-6.30	16.07	3	Horizontal	27	2.06	-	51.63
AV	15.53628G	53.43	54.00	-0.57	16.08	3	Horizontal	27	2.06	-	37.35

802.11ac VHT20_Nss1,(MCS0)_2TX

03/09/2019

5200MHz_TX



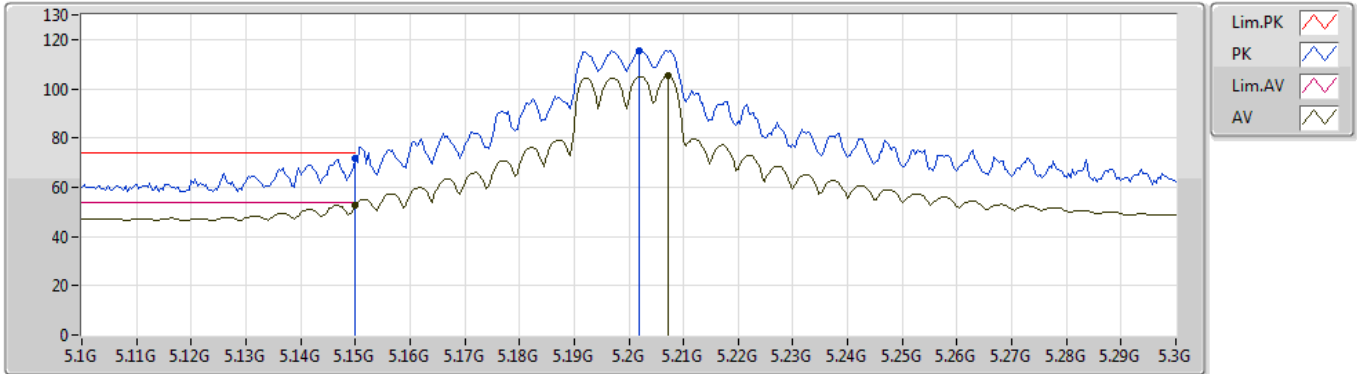
EUT Z_2TX
Setting 21
02-B-4-10
FSU(100015)

Type	Freq (Hz)	Level (dBuV/m)	Limit (dBuV/m)	Margin (dB)	Factor (dB)	Dist (m)	Condition	Azimuth (°)	Height (m)	Comment	Raw (dBuV)
PK	5.15G	70.52	74.00	-3.48	7.94	3	Vertical	183	2.13	-	62.58
AV	5.15G	51.37	54.00	-2.63	7.94	3	Vertical	183	2.13	-	43.43
PK	5.2016G	113.07	Inf	-Inf	8.06	3	Vertical	183	2.13	-	105.01
AV	5.2016G	102.50	Inf	-Inf	8.06	3	Vertical	183	2.13	-	94.44

802.11ac VHT20_Nss1,(MCS0)_2TX

04/09/2019

5200MHz_TX



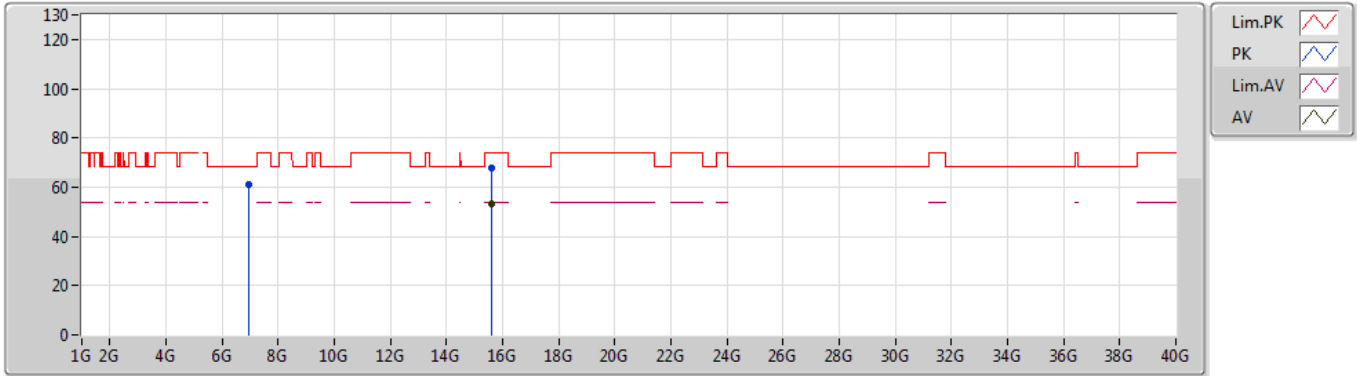
EUT_Z_2TX
Setting 21
02-B-4-10
FSU(100015)

Type	Freq (Hz)	Level (dBuV/m)	Limit (dBuV/m)	Margin (dB)	Factor (dB)	Dist (m)	Condition	Azimuth (°)	Height (m)	Comment	Raw (dBuV)
PK	5.15G	71.64	74.00	-2.36	7.94	3	Horizontal	345	1.03	-	63.70
AV	5.15G	52.59	54.00	-1.41	7.94	3	Horizontal	345	1.03	-	44.65
PK	5.202G	115.68	Inf	-Inf	8.06	3	Horizontal	345	1.03	-	107.62
AV	5.202G	105.14	Inf	-Inf	8.07	3	Horizontal	345	1.03	-	97.07

802.11ac VHT20_Nss1,(MCS0)_2TX

03/09/2019

5200MHz_TX



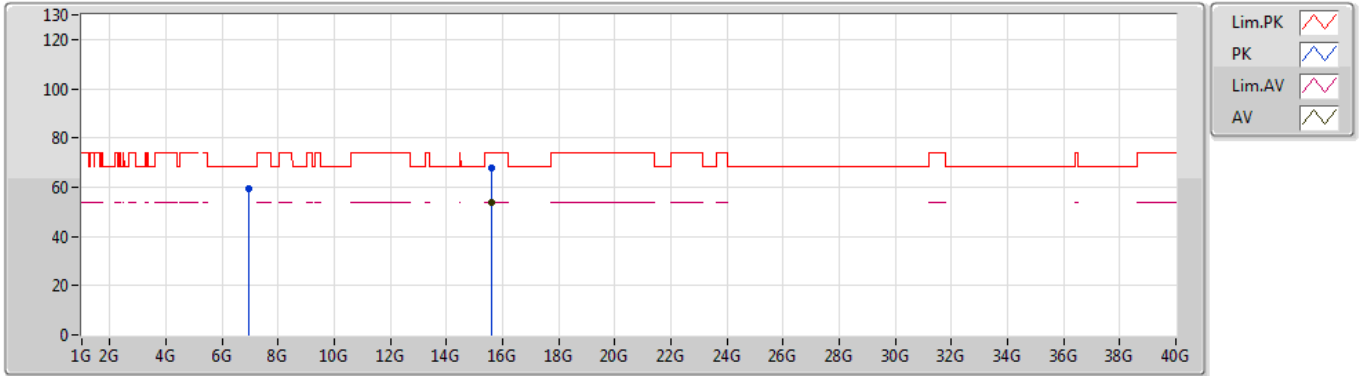
EUT_Z_2TX
Setting 21
02-B-4
FSU(100015)

Type	Freq (Hz)	Level (dBuV/m)	Limit (dBuV/m)	Margin (dB)	Factor (dB)	Dist (m)	Condition	Azimuth (°)	Height (m)	Comment	Raw (dBuV)
PK	6.93308G	60.98	68.20	-7.22	9.58	3	Vertical	184	1.70	-	51.40
PK	15.59864G	67.76	74.00	-6.24	15.91	3	Vertical	208	2.05	-	51.85
AV	15.5992G	53.36	54.00	-0.64	15.91	3	Vertical	208	2.05	-	37.45

802.11ac VHT20_Nss1,(MCS0)_2TX

03/09/2019

5200MHz_TX



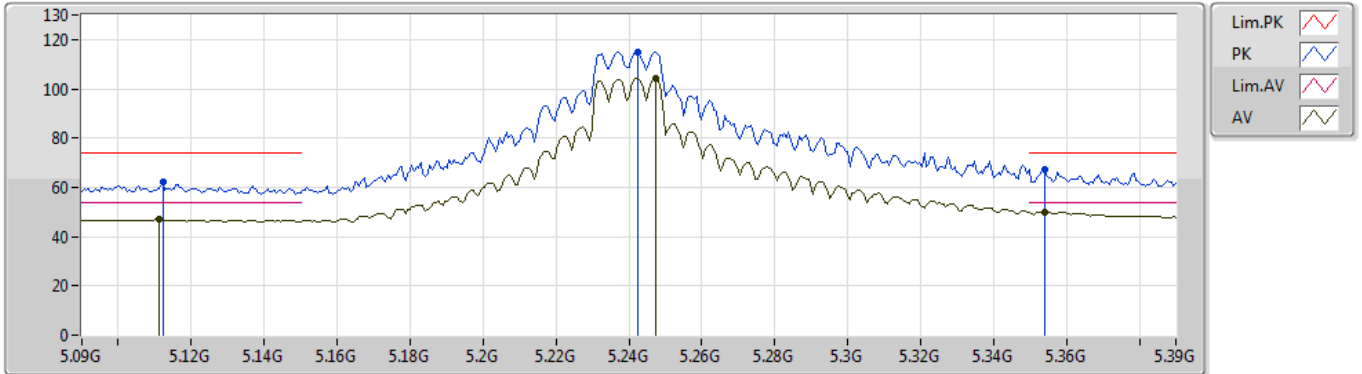
EUT_Z_2TX
Setting 21
02-B-4
FSU(100015)

Type	Freq (Hz)	Level (dBuV/m)	Limit (dBuV/m)	Margin (dB)	Factor (dB)	Dist (m)	Condition	Azimuth (°)	Height (m)	Comment	Raw (dBuV)
PK	6.93326G	59.66	68.20	-8.54	9.58	3	Horizontal	290	2.78	-	50.08
PK	15.60232G	67.96	74.00	-6.04	15.90	3	Horizontal	36	1.73	-	52.06
AV	15.59768G	53.80	54.00	-0.20	15.92	3	Horizontal	36	1.73	-	37.88

802.11ac VHT20_Nss1,(MCS0)_2TX

03/09/2019

5240MHz_TX



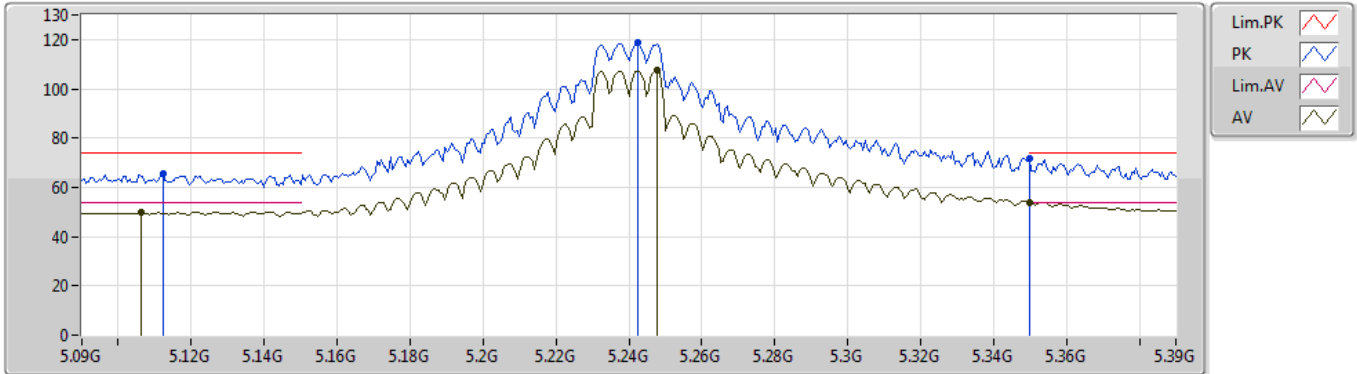
EUT_Z_2TX
Setting 24
02-B-4-10
FSU(100015)

Type	Freq (Hz)	Level (dBuV/m)	Limit (dBuV/m)	Margin (dB)	Factor (dB)	Dist (m)	Condition	Azimuth (°)	Height (m)	Comment	Raw (dBuV)
PK	5.1122G	62.33	74.00	-11.67	7.86	3	Vertical	188	2.30	-	54.47
AV	5.111G	46.91	54.00	-7.09	7.86	3	Vertical	188	2.30	-	39.05
PK	5.2424G	114.93	Inf	-Inf	8.12	3	Vertical	188	2.30	-	106.81
AV	5.2472G	104.19	Inf	-Inf	8.13	3	Vertical	188	2.30	-	96.06
PK	5.354G	67.27	74.00	-6.73	8.28	3	Vertical	188	2.30	-	58.99
AV	5.354G	49.98	54.00	-4.02	8.28	3	Vertical	188	2.30	-	41.70

802.11ac VHT20_Nss1,(MCS0)_2TX

03/09/2019

5240MHz_TX



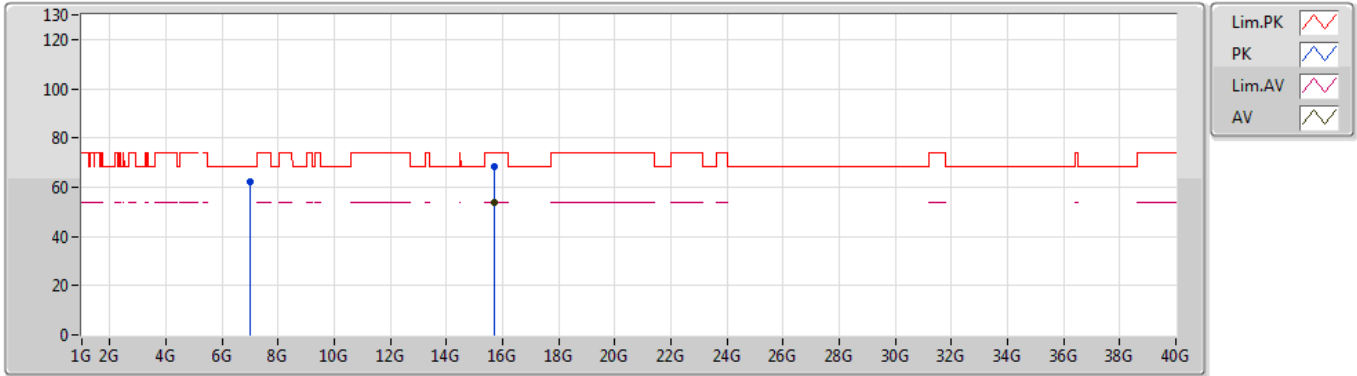
EUT_Z_2TX
Setting 24
02-B-4-10
FSU(100015)

Type	Freq (Hz)	Level (dBuV/m)	Limit (dBuV/m)	Margin (dB)	Factor (dB)	Dist (m)	Condition	Azimuth (°)	Height (m)	Comment	Raw (dBuV)
PK	5.1122G	65.38	74.00	-8.62	7.86	3	Horizontal	298	2.02	-	57.52
AV	5.1062G	49.97	54.00	-4.03	7.86	3	Horizontal	298	2.02	-	42.11
PK	5.2424G	118.53	Inf	-Inf	8.12	3	Horizontal	298	2.02	-	110.41
AV	5.2478G	107.48	Inf	-Inf	8.13	3	Horizontal	298	2.02	-	99.35
PK	5.35G	71.61	74.00	-2.39	8.28	3	Horizontal	298	2.02	-	63.33
AV	5.35G	53.82	54.00	-0.18	8.28	3	Horizontal	298	2.02	-	45.54

802.11ac VHT20_Nss1,(MCS0)_2TX

03/09/2019

5240MHz_TX



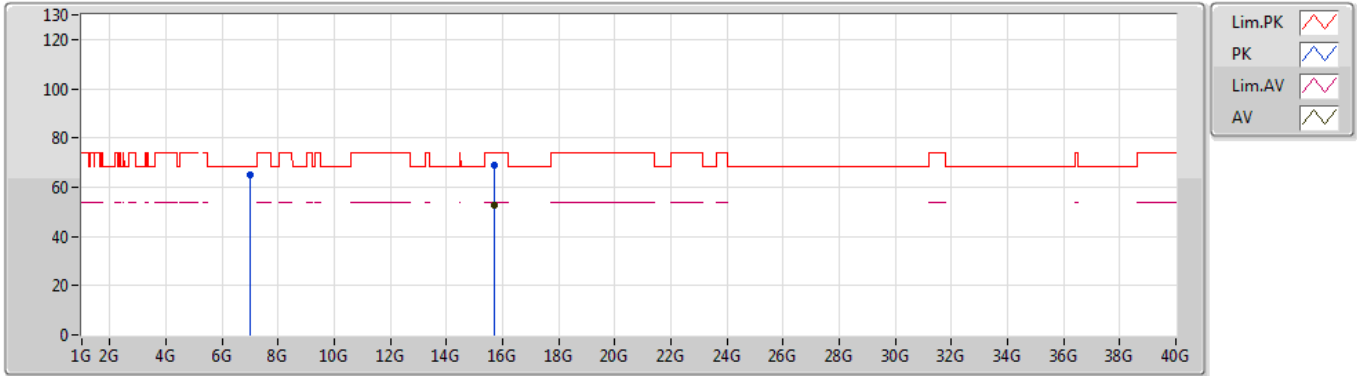
EUT_Z_2TX
Setting 24
02-B-4
FSU(100015)

Type	Freq (Hz)	Level (dBuV/m)	Limit (dBuV/m)	Margin (dB)	Factor (dB)	Dist (m)	Condition	Azimuth (°)	Height (m)	Comment	Raw (dBuV)
PK	6.98644G	62.25	68.20	-5.95	9.66	3	Vertical	185	1.91	-	52.59
PK	15.71864G	68.44	74.00	-5.56	15.61	3	Vertical	215	2.08	-	52.83
AV	15.71824G	53.70	54.00	-0.30	15.61	3	Vertical	215	2.08	-	38.09

802.11ac VHT20_Nss1,(MCS0)_2TX

03/09/2019

5240MHz_TX



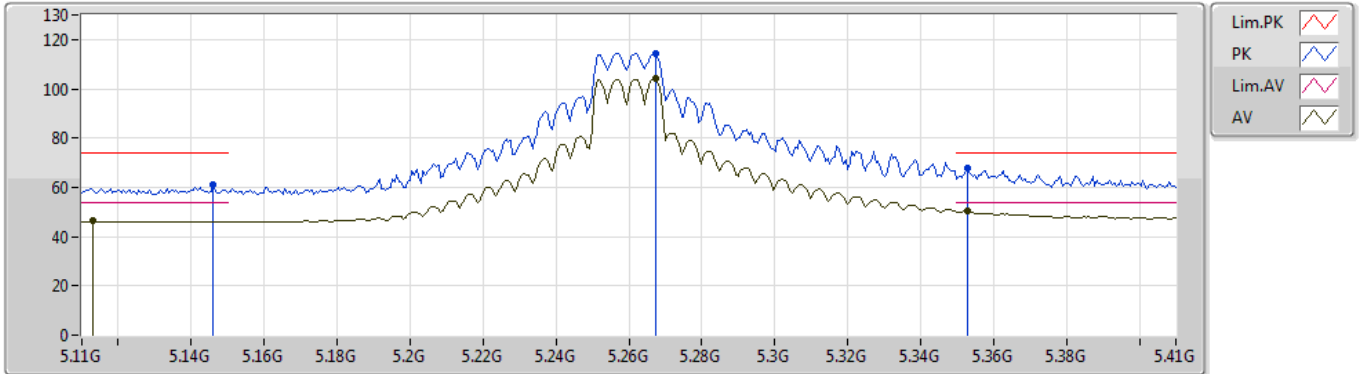
EUT_Z_2TX
Setting 24
02-B-4
FSU(100015)

Type	Freq (Hz)	Level (dBuV/m)	Limit (dBuV/m)	Margin (dB)	Factor (dB)	Dist (m)	Condition	Azimuth (°)	Height (m)	Comment	Raw (dBuV)
PK	6.98659G	65.03	68.20	-3.17	9.66	3	Horizontal	336	2.85	-	55.37
PK	15.72472G	69.02	74.00	-4.98	15.59	3	Horizontal	35	2.85	-	53.43
AV	15.71952G	52.90	54.00	-1.10	15.60	3	Horizontal	35	2.85	-	37.30

802.11ac VHT20_Nss1,(MCS0)_2TX

03/09/2019

5260MHz_TX



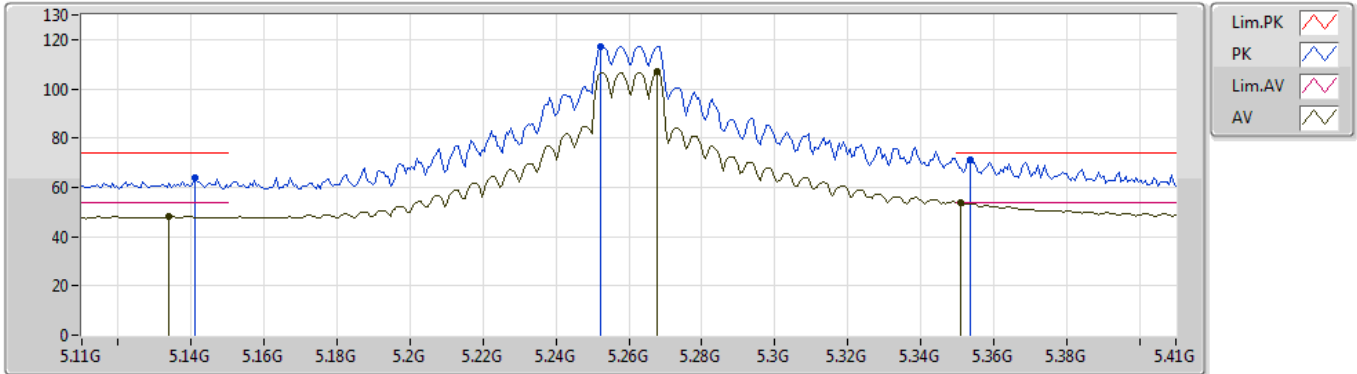
EUT_Z_2TX
Setting 22
02-B-4-10
FSU(100015)

Type	Freq (Hz)	Level (dBuV/m)	Limit (dBuV/m)	Margin (dB)	Factor (dB)	Dist (m)	Condition	Azimuth (°)	Height (m)	Comment	Raw (dBuV)
PK	5.146G	60.92	74.00	-13.08	7.94	3	Vertical	186	2.09	-	52.98
AV	5.113G	46.25	54.00	-7.75	7.86	3	Vertical	186	2.09	-	38.39
PK	5.2672G	114.57	Inf	-Inf	8.16	3	Vertical	186	2.09	-	106.41
AV	5.2672G	103.98	Inf	-Inf	8.16	3	Vertical	186	2.09	-	95.82
PK	5.353G	67.79	74.00	-6.21	8.28	3	Vertical	186	2.09	-	59.51
AV	5.353G	50.26	54.00	-3.74	8.28	3	Vertical	186	2.09	-	41.98

802.11ac VHT20_Nss1,(MCS0)_2TX

03/09/2019

5260MHz_TX



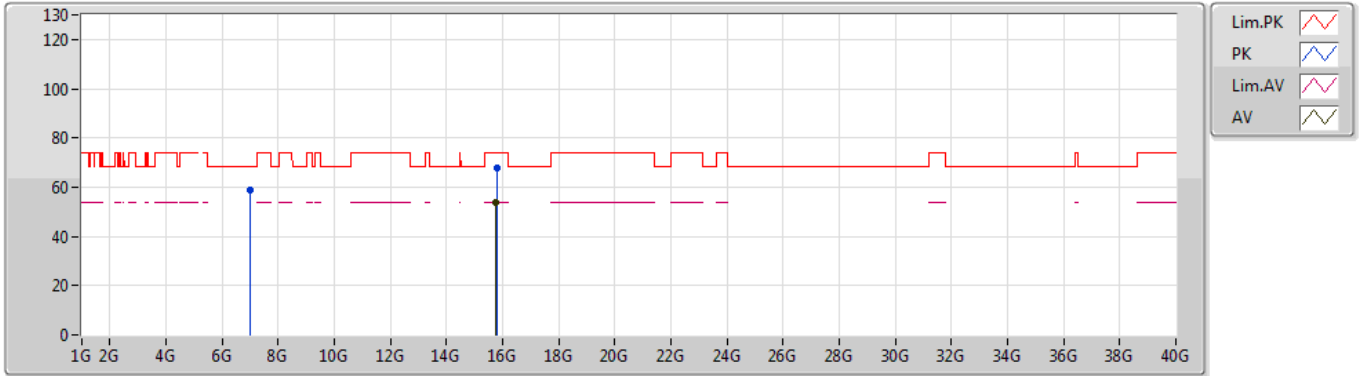
EUT_Z_2TX
Setting 22
02-B-4-10
FSU(100015)

Type	Freq (Hz)	Level (dBuV/m)	Limit (dBuV/m)	Margin (dB)	Factor (dB)	Dist (m)	Condition	Azimuth (°)	Height (m)	Comment	Raw (dBuV)
PK	5.1412G	63.87	74.00	-10.13	7.94	3	Horizontal	297	2.00	-	55.93
AV	5.134G	48.05	54.00	-5.95	7.92	3	Horizontal	297	2.00	-	40.13
PK	5.2522G	117.37	Inf	-Inf	8.14	3	Horizontal	297	2.00	-	109.23
AV	5.2678G	106.88	Inf	-Inf	8.16	3	Horizontal	297	2.00	-	98.72
PK	5.3536G	71.15	74.00	-2.85	8.28	3	Horizontal	297	2.00	-	62.87
AV	5.351G	53.80	54.00	-0.20	8.28	3	Horizontal	297	2.00	-	45.52

802.11ac VHT20_Nss1,(MCS0)_2TX

03/09/2019

5260MHz_TX



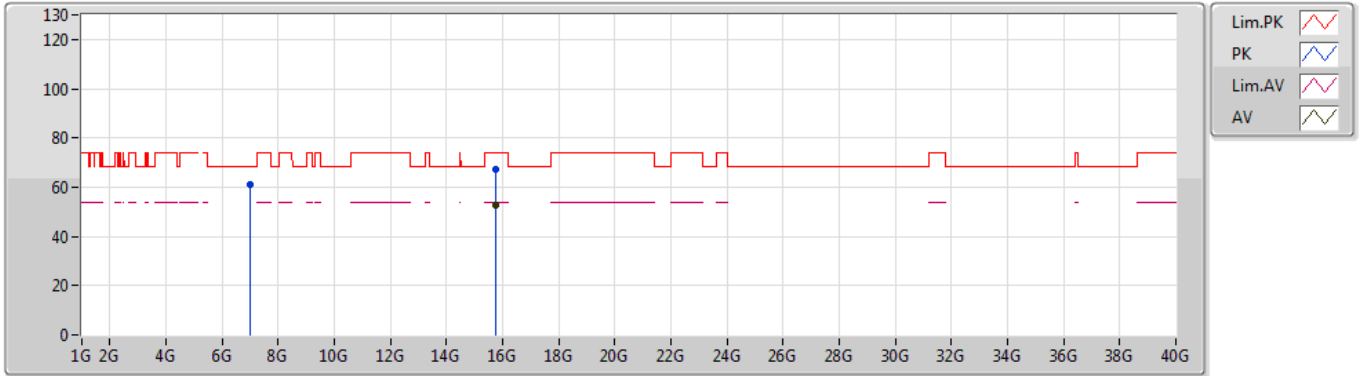
EUT_Z_2TX
Setting 22
02-B-4
FSU(100015)

Type	Freq (Hz)	Level (dBuV/m)	Limit (dBuV/m)	Margin (dB)	Factor (dB)	Dist (m)	Condition	Azimuth (°)	Height (m)	Comment	Raw (dBuV)
PK	7.01326G	58.95	68.20	-9.25	9.71	3	Vertical	192	1.97	-	49.24
PK	15.78328G	67.76	74.00	-6.24	15.43	3	Vertical	212	2.04	-	52.33
AV	15.77856G	53.76	54.00	-0.24	15.44	3	Vertical	212	2.04	-	38.32

802.11ac VHT20_Nss1,(MCS0)_2TX

03/09/2019

5260MHz_TX



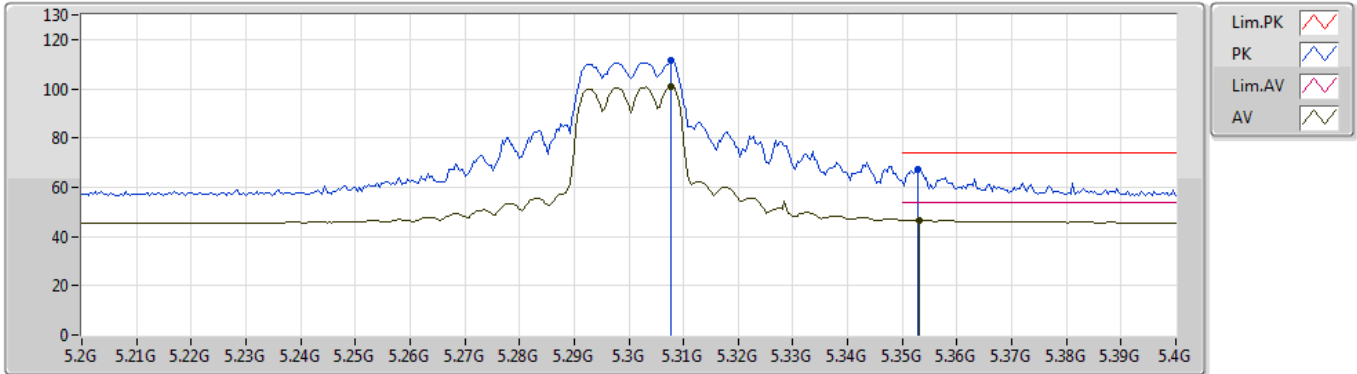
EUT Z_2TX
 Setting 22
 02-B-4
 FSU(100015)

Type	Freq (Hz)	Level (dBuV/m)	Limit (dBuV/m)	Margin (dB)	Factor (dB)	Dist (m)	Condition	Azimuth (°)	Height (m)	Comment	Raw (dBuV)
PK	7.01321G	60.93	68.20	-7.27	9.71	3	Horizontal	341	2.87	-	51.22
PK	15.77752G	67.14	74.00	-6.86	15.45	3	Horizontal	39	1.74	-	51.69
AV	15.77784G	52.66	54.00	-1.34	15.44	3	Horizontal	39	1.74	-	37.22

802.11ac VHT20_Nss1,(MCS0)_2TX

04/09/2019

5300MHz_TX



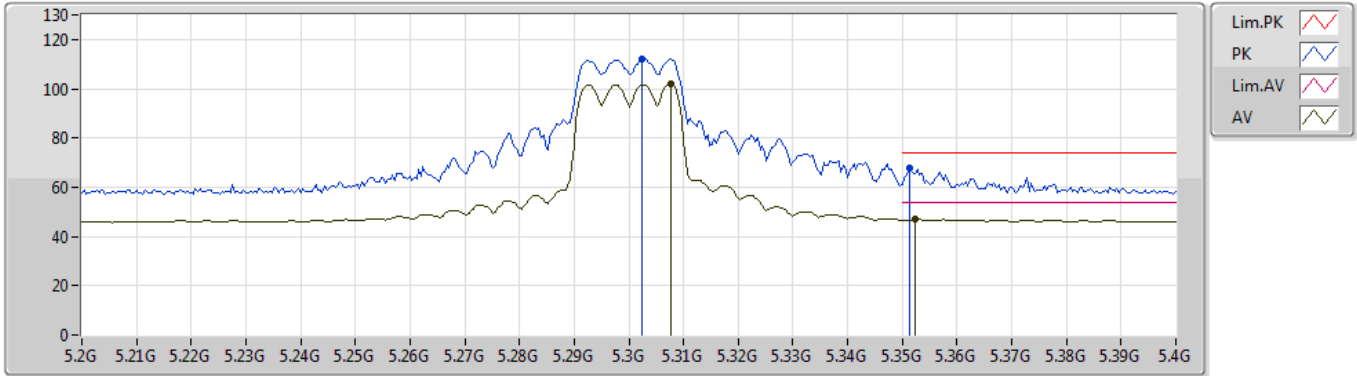
EUT_Z_2TX
 Setting 17
 02-B-4-10
 FSU(100015)

Type	Freq (Hz)	Level (dBuV/m)	Limit (dBuV/m)	Margin (dB)	Factor (dB)	Dist (m)	Condition	Azimuth (°)	Height (m)	Comment	Raw (dBuV)
PK	5.3076G	111.42	Inf	-Inf	8.22	3	Vertical	181	2.07	-	103.20
AV	5.3076G	100.78	Inf	-Inf	8.22	3	Vertical	181	2.07	-	92.56
PK	5.3528G	67.40	74.00	-6.60	8.28	3	Vertical	181	2.07	-	59.12
AV	5.3532G	46.78	54.00	-7.22	8.28	3	Vertical	181	2.07	-	38.50

802.11ac VHT20_Nss1,(MCS0)_2TX

04/09/2019

5300MHz_TX



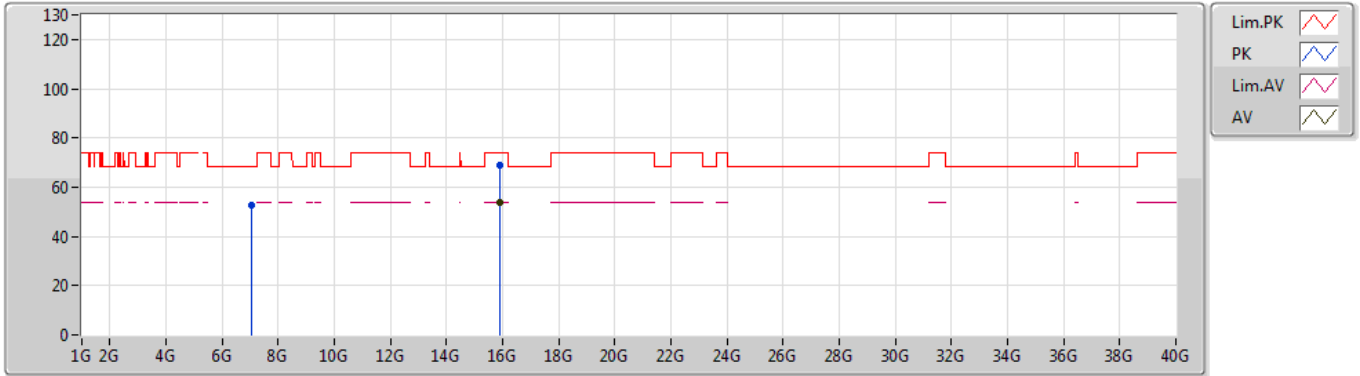
EUT_Z_2TX
Setting 17
02-B-4-10
FSU(100015)

Type	Freq (Hz)	Level (dBuV/m)	Limit (dBuV/m)	Margin (dB)	Factor (dB)	Dist (m)	Condition	Azimuth (°)	Height (m)	Comment	Raw (dBuV)
PK	5.3024G	112.26	Inf	-Inf	8.21	3	Horizontal	3	1.14	-	104.05
AV	5.3076G	101.84	Inf	-Inf	8.22	3	Horizontal	3	1.14	-	93.62
PK	5.3512G	67.53	74.00	-6.47	8.28	3	Horizontal	3	1.14	-	59.25
AV	5.3524G	46.97	54.00	-7.03	8.28	3	Horizontal	3	1.14	-	38.69

802.11ac VHT20_Nss1,(MCS0)_2TX

04/09/2019

5300MHz_TX



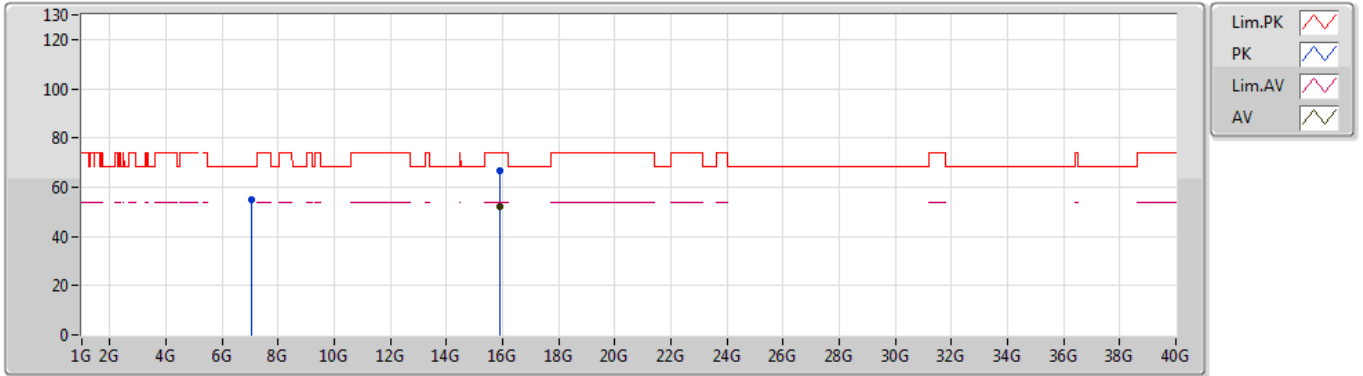
EUT Z_2TX
Setting 17
02-B-4
FSU(100015)

Type	Freq (Hz)	Level (dBuV/m)	Limit (dBuV/m)	Margin (dB)	Factor (dB)	Dist (m)	Condition	Azimuth (°)	Height (m)	Comment	Raw (dBuV)
PK	7.066666G	52.64	68.20	-15.56	9.84	3	Vertical	186	1.13	-	42.80
PK	15.902G	68.65	74.00	-5.35	15.12	3	Vertical	214	2.04	-	53.53
AV	15.9016G	53.97	54.00	-0.03	15.13	3	Vertical	214	2.04	-	38.84

802.11ac VHT20_Nss1,(MCS0)_2TX

04/09/2019

5300MHz_TX



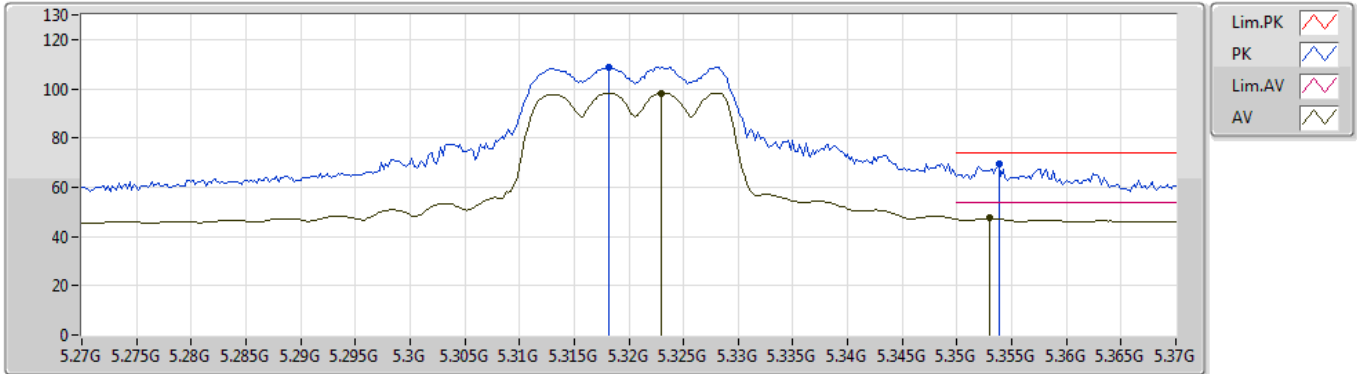
EUT Z_2TX
Setting 17
02-B-4
FSU(100015)

Type	Freq (Hz)	Level (dBuV/m)	Limit (dBuV/m)	Margin (dB)	Factor (dB)	Dist (m)	Condition	Azimuth (°)	Height (m)	Comment	Raw (dBuV)
PK	7.06661G	55.05	68.20	-13.15	9.84	3	Horizontal	342	2.85	-	45.21
PK	15.8956G	66.44	74.00	-7.56	15.14	3	Horizontal	42	1.72	-	51.30
AV	15.9008G	52.05	54.00	-1.95	15.13	3	Horizontal	42	1.72	-	36.92

802.11ac VHT20_Nss1,(MCS0)_2TX

04/09/2019

5320MHz_TX



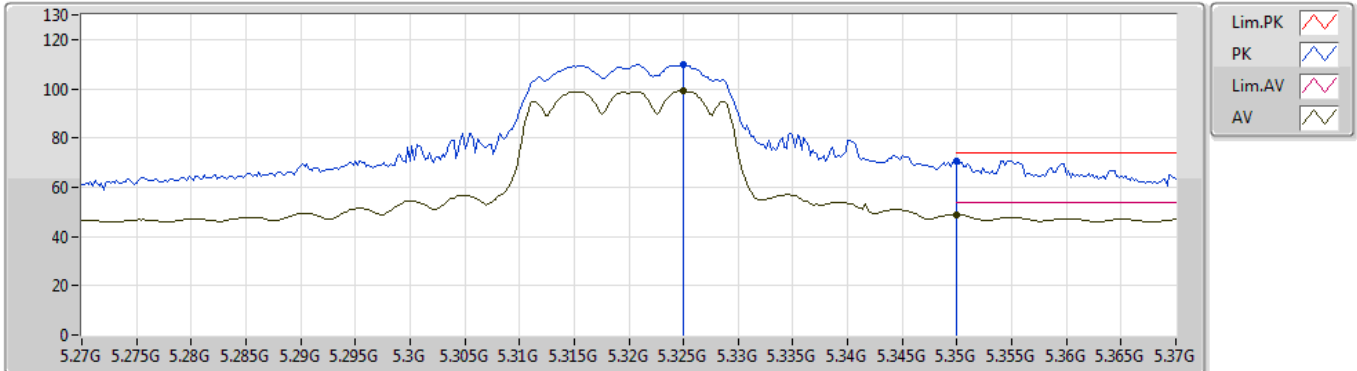
EUT Z_2TX
Setting 15
02-B-4-10
FSU(100015)

Type	Freq (Hz)	Level (dBuV/m)	Limit (dBuV/m)	Margin (dB)	Factor (dB)	Dist (m)	Condition	Azimuth (°)	Height (m)	Comment	Raw (dBuV)
PK	5.3182G	108.62	Inf	-Inf	8.23	3	Vertical	184	2.16	-	100.39
AV	5.323G	98.27	Inf	-Inf	8.24	3	Vertical	184	2.16	-	90.03
PK	5.3538G	69.28	74.00	-4.72	8.28	3	Vertical	184	2.16	-	61.00
AV	5.353G	47.41	54.00	-6.59	8.28	3	Vertical	184	2.16	-	39.13

802.11ac VHT20_Nss1,(MCS0)_2TX

04/09/2019

5320MHz_TX



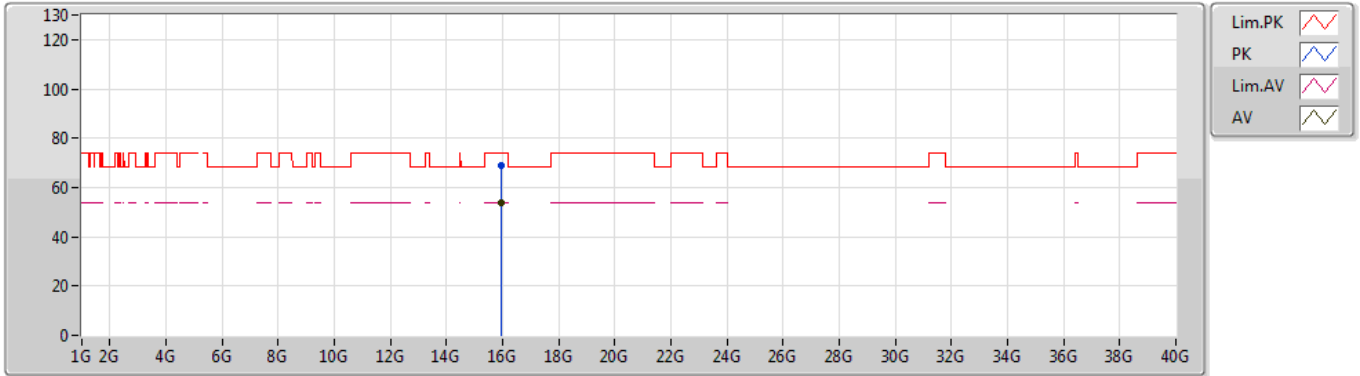
EUT Z_2TX
Setting 15
02-B-4-10
FSU(100015)

Type	Freq (Hz)	Level (dBuV/m)	Limit (dBuV/m)	Margin (dB)	Factor (dB)	Dist (m)	Condition	Azimuth (°)	Height (m)	Comment	Raw (dBuV)
PK	5.325G	110.00	Inf	-Inf	8.25	3	Horizontal	301	2.08	-	101.75
AV	5.325G	99.09	Inf	-Inf	8.25	3	Horizontal	301	2.08	-	90.84
PK	5.35G	70.85	74.00	-3.15	8.28	3	Horizontal	301	2.08	-	62.57
AV	5.35G	48.72	54.00	-5.28	8.28	3	Horizontal	301	2.08	-	40.44

802.11ac VHT20_Nss1,(MCS0)_2TX

04/09/2019

5320MHz_TX



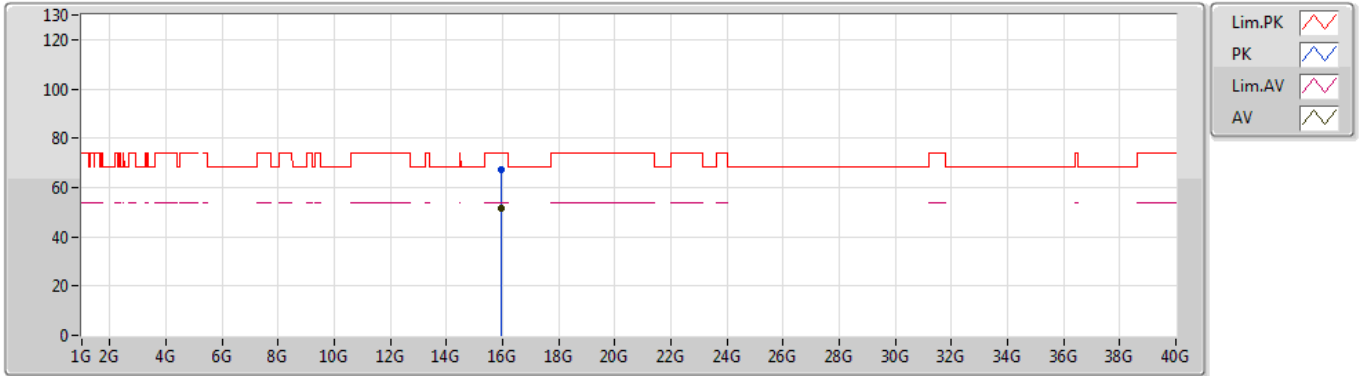
EUT Z_2TX
Setting 15
02-B-4
FSU(100015)

Type	Freq (Hz)	Level (dBuV/m)	Limit (dBuV/m)	Margin (dB)	Factor (dB)	Dist (m)	Condition	Azimuth (°)	Height (m)	Comment	Raw (dBuV)
PK	15.95624G	68.86	74.00	-5.14	14.98	3	Vertical	206	2.09	-	53.88
AV	15.95632G	53.78	54.00	-0.22	14.98	3	Vertical	206	2.09	-	38.80

802.11ac VHT20_Nss1,(MCS0)_2TX

04/09/2019

5320MHz_TX



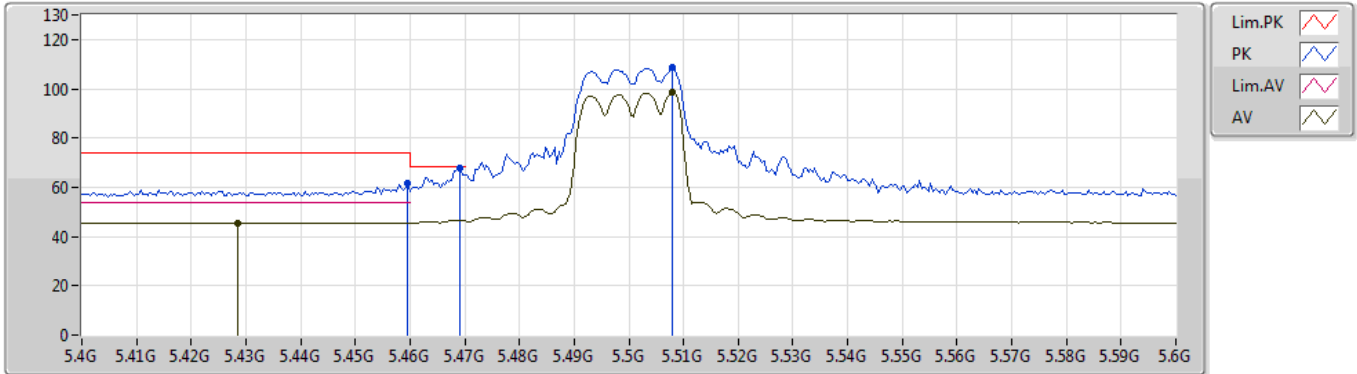
EUT_Z_2TX
Setting 15
02-B-4
FSU(100015)

Type	Freq (Hz)	Level (dBuV/m)	Limit (dBuV/m)	Margin (dB)	Factor (dB)	Dist (m)	Condition	Azimuth (°)	Height (m)	Comment	Raw (dBuV)
PK	15.95576G	67.20	74.00	-6.80	14.98	3	Horizontal	41	1.71	-	52.22
AV	15.96032G	51.35	54.00	-2.65	14.97	3	Horizontal	41	1.71	-	36.38

802.11ac VHT20_Nss1,(MCS0)_2TX

04/09/2019

5500MHz_TX



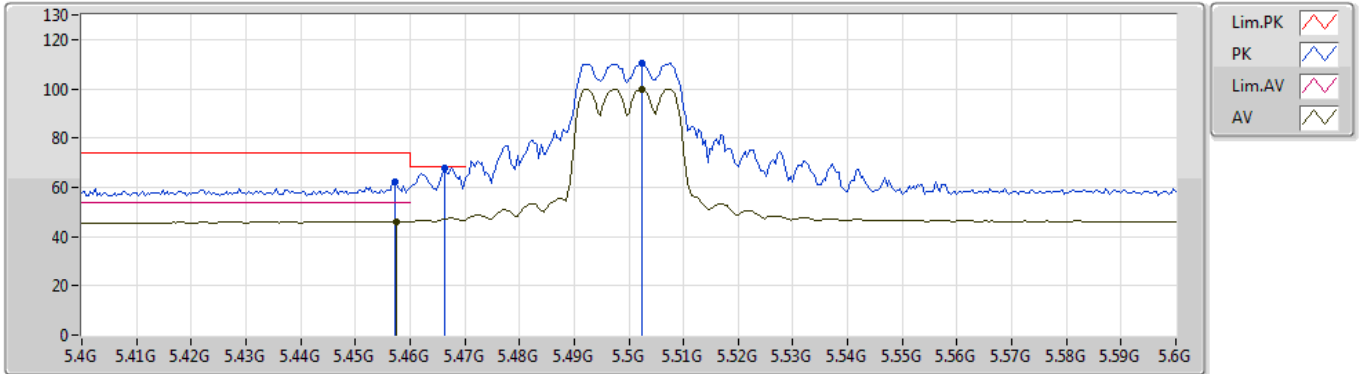
EUT_Z_2TX
Setting 15
02-B-4-10
FSU(100015)

Type	Freq (Hz)	Level (dBuV/m)	Limit (dBuV/m)	Margin (dB)	Factor (dB)	Dist (m)	Condition	Azimuth (°)	Height (m)	Comment	Raw (dBuV)
PK	5.4596G	61.37	74.00	-12.63	8.45	3	Vertical	179	2.14	-	52.92
AV	5.4284G	45.58	54.00	-8.42	8.40	3	Vertical	179	2.14	-	37.18
PK	5.4692G	67.66	68.20	-0.54	8.46	3	Vertical	179	2.14	-	59.20
PK	5.508G	108.59	Inf	-Inf	8.52	3	Vertical	179	2.14	-	100.07
AV	5.508G	98.38	Inf	-Inf	8.52	3	Vertical	179	2.14	-	89.86

802.11ac VHT20_Nss1,(MCS0)_2TX

04/09/2019

5500MHz_TX



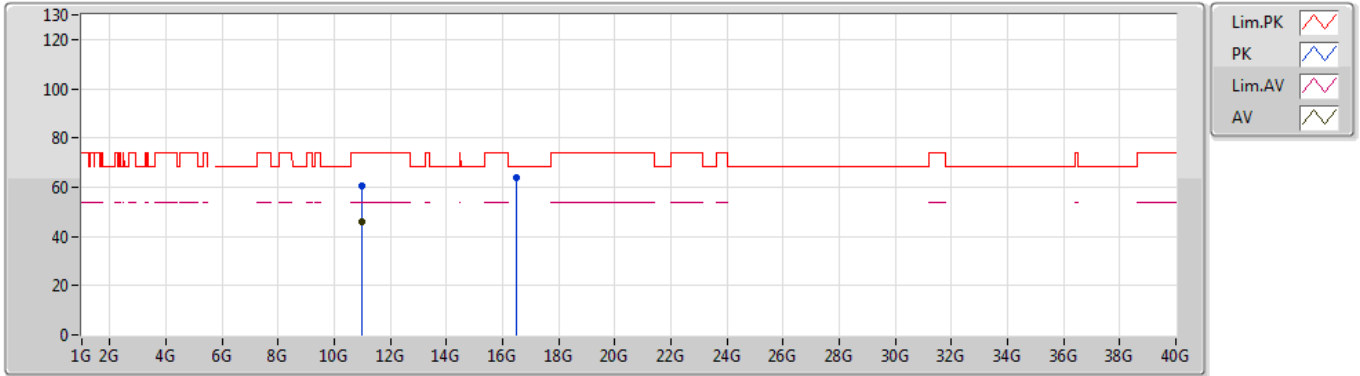
EUT_Z_2TX
Setting 15
02-B-4-10
FSU(100015)

Type	Freq (Hz)	Level (dBuV/m)	Limit (dBuV/m)	Margin (dB)	Factor (dB)	Dist (m)	Condition	Azimuth (°)	Height (m)	Comment	Raw (dBuV)
PK	5.4572G	61.99	74.00	-12.01	8.44	3	Horizontal	29	1.00	-	53.55
AV	5.4576G	46.15	54.00	-7.85	8.44	3	Horizontal	29	1.00	-	37.71
PK	5.4664G	68.08	68.20	-0.12	8.46	3	Horizontal	29	1.00	-	59.62
PK	5.5024G	110.44	Inf	-Inf	8.52	3	Horizontal	29	1.00	-	101.92
AV	5.5024G	100.02	Inf	-Inf	8.52	3	Horizontal	29	1.00	-	91.50

802.11ac VHT20_Nss1,(MCS0)_2TX

04/09/2019

5500MHz_TX



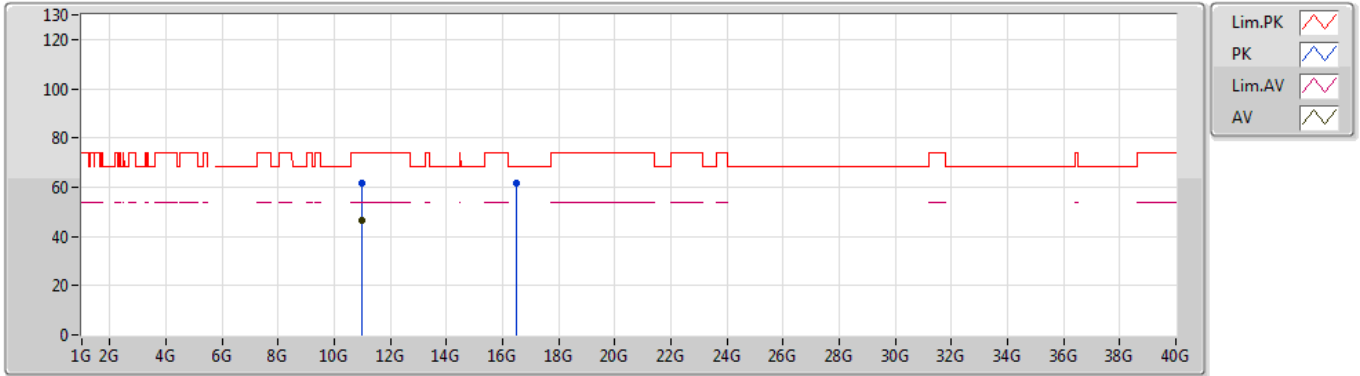
EUT_Z_2TX
Setting 15
02-B-4
FSU(100015)

Type	Freq (Hz)	Level (dBuV/m)	Limit (dBuV/m)	Margin (dB)	Factor (dB)	Dist (m)	Condition	Azimuth (°)	Height (m)	Comment	Raw (dBuV)
PK	10.99532G	60.52	74.00	-13.48	14.26	3	Vertical	161	1.96	-	46.26
AV	11.00048G	45.68	54.00	-8.32	14.26	3	Vertical	161	1.96	-	31.42
PK	16.49238G	64.13	68.20	-4.07	17.05	3	Vertical	212	2.03	-	47.08

802.11ac VHT20_Nss1,(MCS0)_2TX

04/09/2019

5500MHz_TX



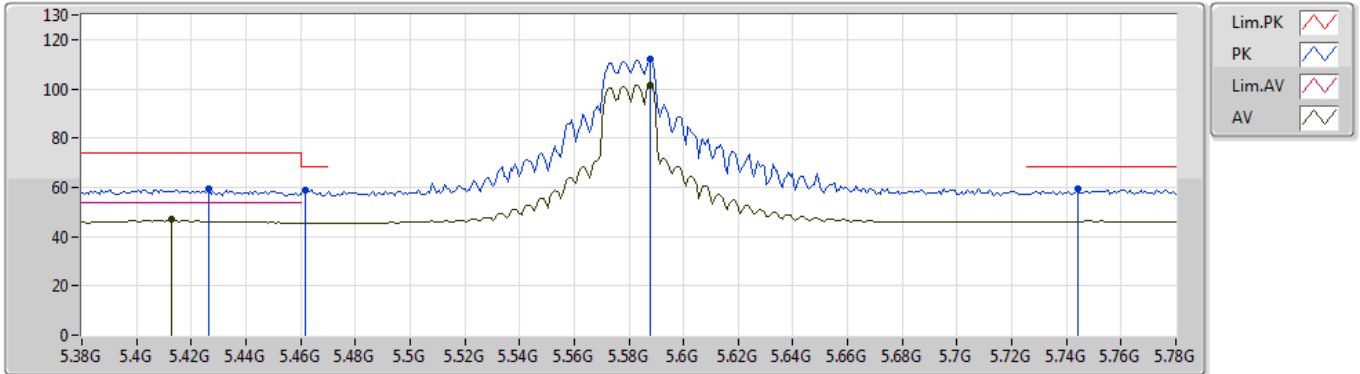
EUT_Z_2TX
Setting 15
02-B-4
FSU(100015)

Type	Freq (Hz)	Level (dBuV/m)	Limit (dBuV/m)	Margin (dB)	Factor (dB)	Dist (m)	Condition	Azimuth (°)	Height (m)	Comment	Raw (dBuV)
PK	10.99556G	61.43	74.00	-12.57	14.26	3	Horizontal	278	2.68	-	47.17
AV	10.99898G	46.57	54.00	-7.43	14.26	3	Horizontal	278	2.68	-	32.31
PK	16.50468G	61.37	68.20	-6.83	17.11	3	Horizontal	331	2.45	-	44.26

802.11ac VHT20_Nss1,(MCS0)_2TX

04/09/2019

5580MHz_TX



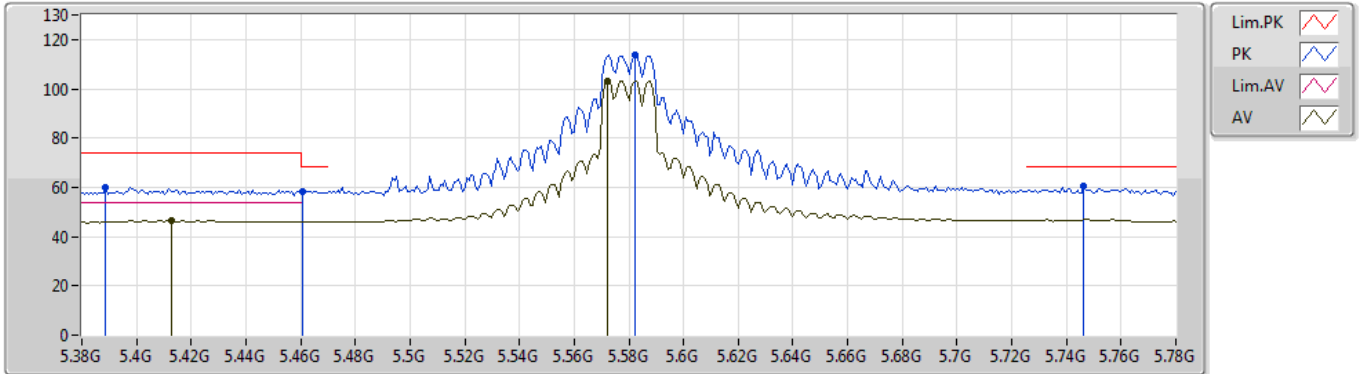
EUT_Z_2TX
Setting 19
02-B-4-10
FSU(100015)

Type	Freq (Hz)	Level (dBuV/m)	Limit (dBuV/m)	Margin (dB)	Factor (dB)	Dist (m)	Condition	Azimuth (°)	Height (m)	Comment	Raw (dBuV)
PK	5.4264G	59.12	74.00	-14.88	8.39	3	Vertical	181	2.01	-	50.73
AV	5.4128G	46.92	54.00	-7.08	8.36	3	Vertical	181	2.01	-	38.56
PK	5.4616G	58.73	68.20	-9.47	8.45	3	Vertical	181	2.01	-	50.28
PK	5.588G	111.82	Inf	-Inf	8.57	3	Vertical	181	2.01	-	103.25
AV	5.588G	101.58	Inf	-Inf	8.57	3	Vertical	181	2.01	-	93.01
PK	5.744G	59.23	68.20	-8.97	8.82	3	Vertical	181	2.01	-	50.41

802.11ac VHT20_Nss1,(MCS0)_2TX

04/09/2019

5580MHz_TX



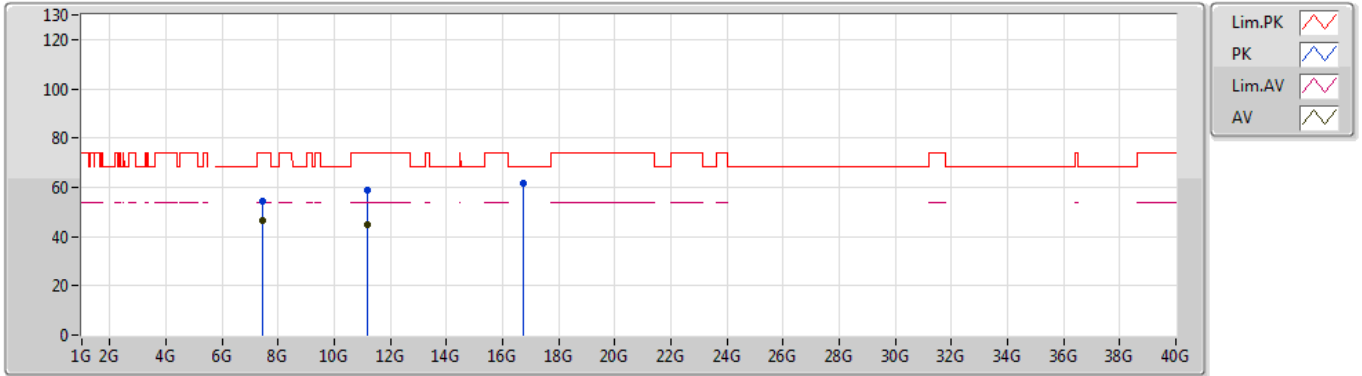
EUT_Z_2TX
Setting 19
02-B-4-10
FSU(100015)

Type	Freq (Hz)	Level (dBuV/m)	Limit (dBuV/m)	Margin (dB)	Factor (dB)	Dist (m)	Condition	Azimuth (°)	Height (m)	Comment	Raw (dBuV)
PK	5.3888G	59.90	74.00	-14.10	8.33	3	Horizontal	36	2.08	-	51.57
AV	5.4128G	46.73	54.00	-7.27	8.36	3	Horizontal	36	2.08	-	38.37
PK	5.4608G	58.35	68.20	-9.85	8.45	3	Horizontal	36	2.08	-	49.90
PK	5.5824G	113.61	Inf	-Inf	8.57	3	Horizontal	36	2.08	-	105.04
AV	5.572G	103.31	Inf	-Inf	8.56	3	Horizontal	36	2.08	-	94.75
PK	5.7464G	60.40	68.20	-7.80	8.82	3	Horizontal	36	2.08	-	51.58

802.11ac VHT20_Nss1,(MCS0)_2TX

04/09/2019

5580MHz_TX



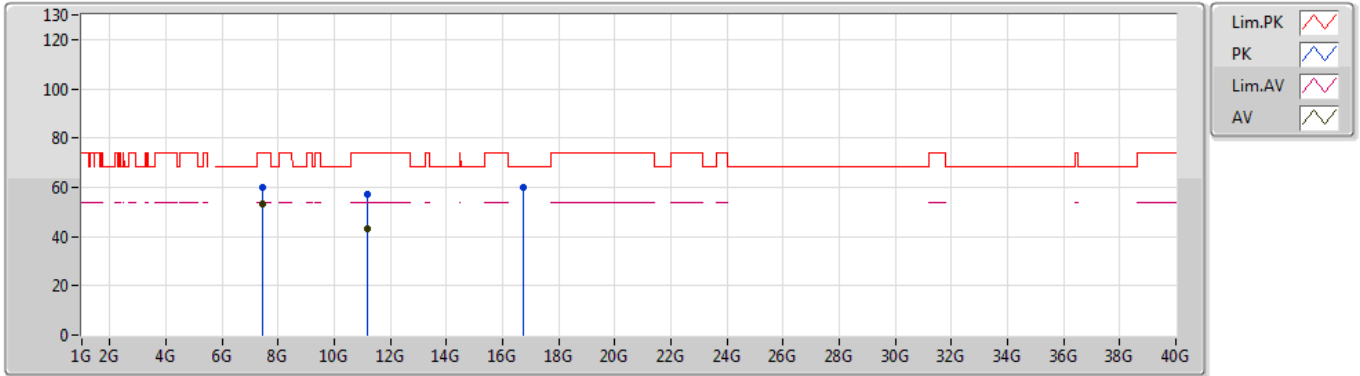
EUT_Z_2TX
Setting 19
02-B-4
FSU(100015)

Type	Freq (Hz)	Level (dBuV/m)	Limit (dBuV/m)	Margin (dB)	Factor (dB)	Dist (m)	Condition	Azimuth (°)	Height (m)	Comment	Raw (dBuV)
PK	7.43999G	54.39	74.00	-19.61	10.90	3	Vertical	182	2.97	-	43.49
AV	7.43993G	46.69	54.00	-7.31	10.90	3	Vertical	182	2.97	-	35.79
PK	11.15982G	58.93	74.00	-15.07	14.46	3	Vertical	31	1.87	-	44.47
AV	11.16012G	44.79	54.00	-9.21	14.46	3	Vertical	31	1.87	-	30.33
PK	16.7337G	61.71	68.20	-6.49	18.13	3	Vertical	320	2.43	-	43.58

802.11ac VHT20_Nss1,(MCS0)_2TX

04/09/2019

5580MHz_TX



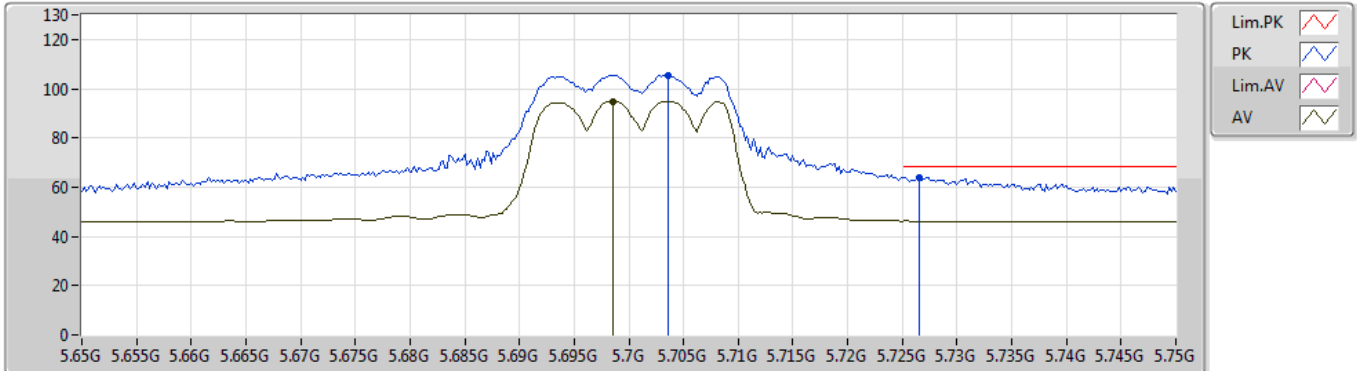
EUT_Z_2TX
Setting 19
02-B-4
FSU(100015)

Type	Freq (Hz)	Level (dBuV/m)	Limit (dBuV/m)	Margin (dB)	Factor (dB)	Dist (m)	Condition	Azimuth (°)	Height (m)	Comment	Raw (dBuV)
PK	7.43983G	59.72	74.00	-14.28	10.90	3	Horizontal	11	2.89	-	48.82
AV	7.43994G	53.06	54.00	-0.94	10.90	3	Horizontal	11	2.89	-	42.16
PK	11.16108G	57.38	74.00	-16.62	14.47	3	Horizontal	350	1.94	-	42.91
AV	11.1606G	43.17	54.00	-10.83	14.47	3	Horizontal	350	1.94	-	28.70
PK	16.73856G	59.93	68.20	-8.27	18.15	3	Horizontal	22	2.71	-	41.78

802.11ac VHT20_Nss1,(MCS0)_2TX

04/09/2019

5700MHz_TX



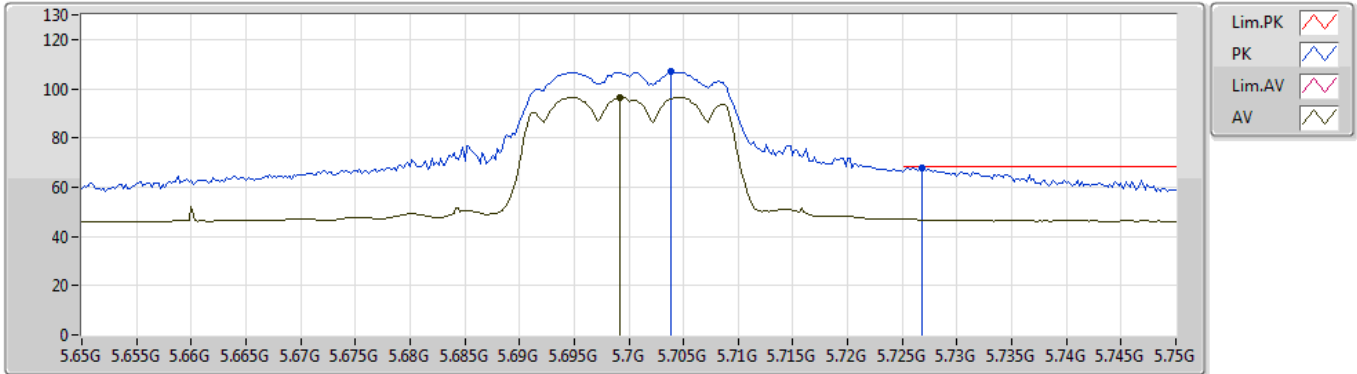
EUT Z_2TX
Setting 13
02-B-4-10
FSU(100015)

Type	Freq (Hz)	Level (dBuV/m)	Limit (dBuV/m)	Margin (dB)	Factor (dB)	Dist (m)	Condition	Azimuth (°)	Height (m)	Comment	Raw (dBuV)
PK	5.7036G	105.62	Inf	-Inf	8.75	3	Vertical	169	2.06	-	96.87
AV	5.6986G	94.93	Inf	-Inf	8.75	3	Vertical	169	2.06	-	86.18
PK	5.7266G	63.89	68.20	-4.31	8.79	3	Vertical	169	2.06	-	55.10

802.11ac VHT20_Nss1,(MCS0)_2TX

04/09/2019

5700MHz_TX



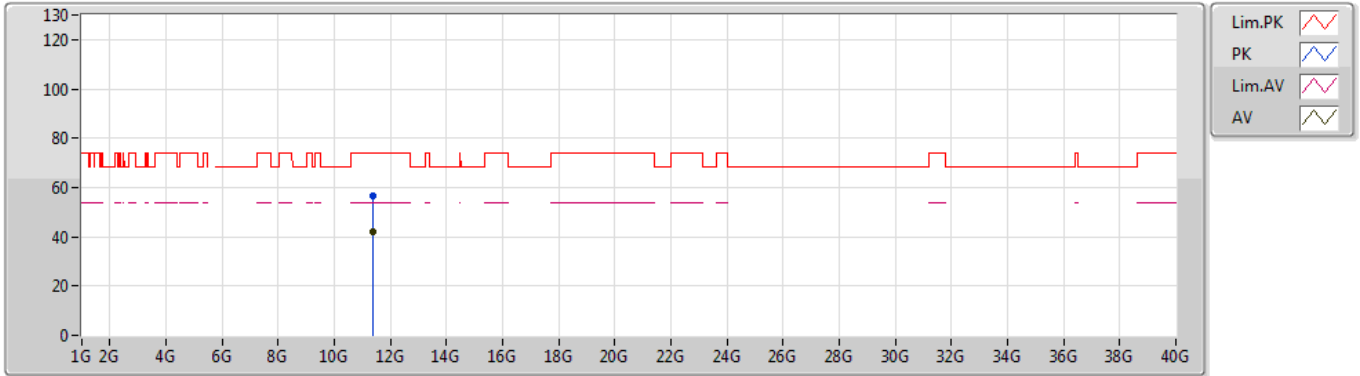
EUT_Z_2TX
Setting 13
02-B-4-10
FSU(100015)

Type	Freq (Hz)	Level (dBuV/m)	Limit (dBuV/m)	Margin (dB)	Factor (dB)	Dist (m)	Condition	Azimuth (°)	Height (m)	Comment	Raw (dBuV)
PK	5.7038G	106.80	Inf	-Inf	8.75	3	Horizontal	37	2.08	-	98.05
AV	5.6992G	96.42	Inf	-Inf	8.75	3	Horizontal	37	2.08	-	87.67
PK	5.7268G	68.00	68.20	-0.20	8.79	3	Horizontal	37	2.08	-	59.21

802.11ac VHT20_Nss1,(MCS0)_2TX

04/09/2019

5700MHz_TX



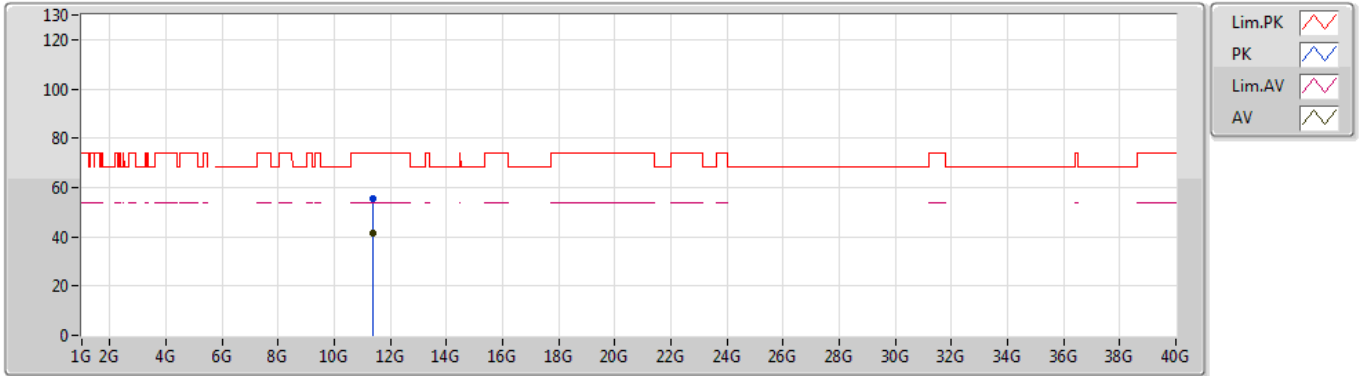
EUT_Z_2TX
Setting 13
02-B-4
FSU(100015)

Type	Freq (Hz)	Level (dBuV/m)	Limit (dBuV/m)	Margin (dB)	Factor (dB)	Dist (m)	Condition	Azimuth (°)	Height (m)	Comment	Raw (dBuV)
PK	11.3996G	56.55	74.00	-17.45	14.77	3	Vertical	168	1.92	-	41.78
AV	11.39904G	42.25	54.00	-11.75	14.77	3	Vertical	168	1.92	-	27.48

802.11ac VHT20_Nss1,(MCS0)_2TX

04/09/2019

5700MHz_TX



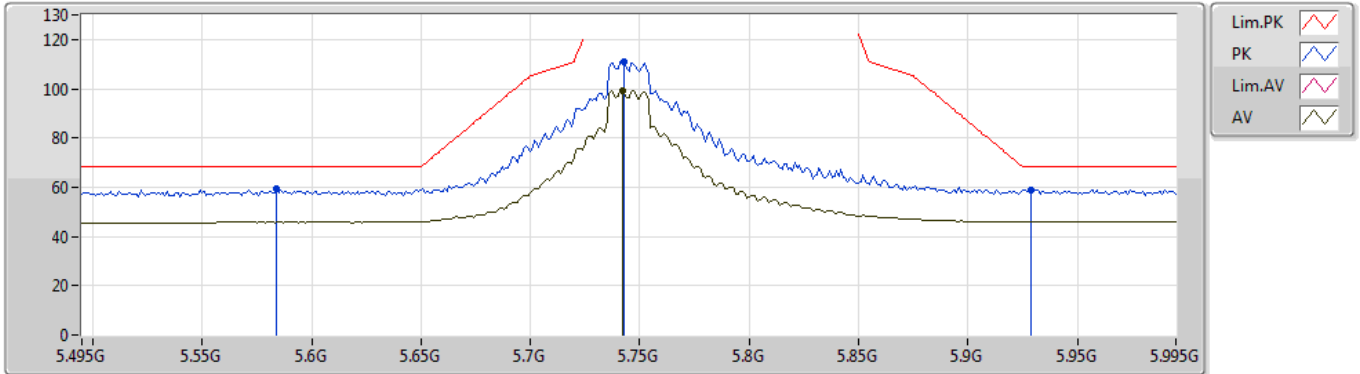
EUT_Z_2TX
Setting 13
02-B-4
FSU(100015)

Type	Freq (Hz)	Level (dBuV/m)	Limit (dBuV/m)	Margin (dB)	Factor (dB)	Dist (m)	Condition	Azimuth (°)	Height (m)	Comment	Raw (dBuV)
PK	11.39672G	55.75	74.00	-18.25	14.77	3	Horizontal	358	1.88	-	40.98
AV	11.40148G	41.33	54.00	-12.67	14.77	3	Horizontal	358	1.88	-	26.56

802.11ac VHT20_Nss1,(MCS0)_2TX

05/09/2019

5745MHz_TX



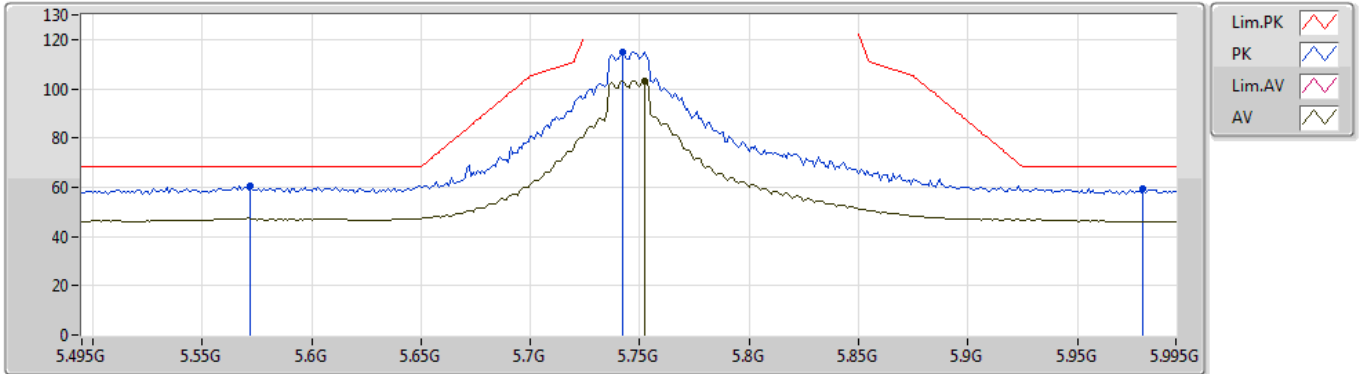
EUT_Z_2TX
 Setting 26
 02-B-4-10
 FSU(100015)

Type	Freq (Hz)	Level (dBuV/m)	Limit (dBuV/m)	Margin (dB)	Factor (dB)	Dist (m)	Condition	Azimuth (°)	Height (m)	Comment	Raw (dBuV)
PK	5.584G	59.44	68.20	-8.76	8.57	3	Vertical	297	1.35	-	50.87
PK	5.743G	111.11	Inf	-Inf	8.82	3	Vertical	297	1.35	-	102.29
AV	5.742G	99.45	Inf	-Inf	8.81	3	Vertical	297	1.35	-	90.64
PK	5.929G	58.78	68.20	-9.42	8.93	3	Vertical	297	1.35	-	49.85

802.11ac VHT20_Nss1,(MCS0)_2TX

05/09/2019

5745MHz_TX



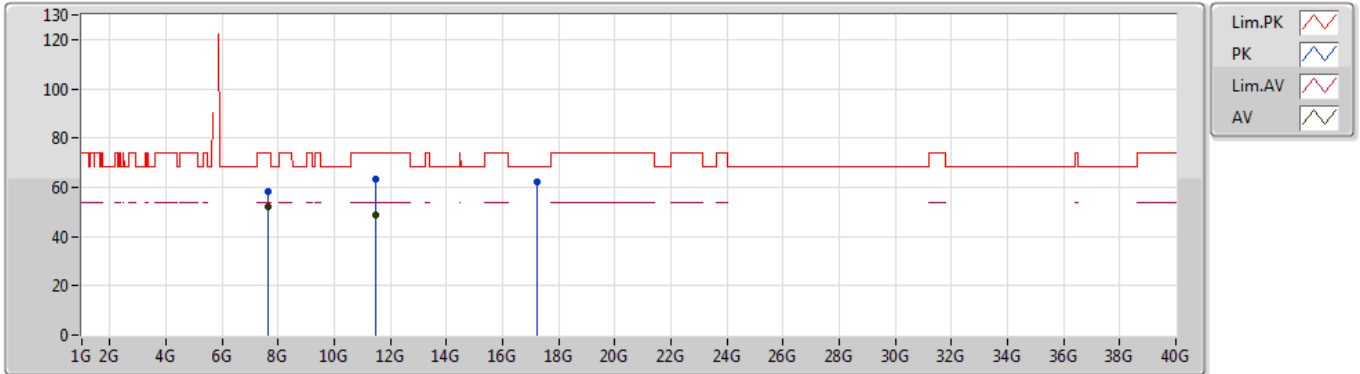
EUT_Z_2TX
Setting 26
02-B-4-10
FSU(100015)

Type	Freq (Hz)	Level (dBuV/m)	Limit (dBuV/m)	Margin (dB)	Factor (dB)	Dist (m)	Condition	Azimuth (°)	Height (m)	Comment	Raw (dBuV)
PK	5.572G	60.61	68.20	-7.59	8.56	3	Horizontal	291	2.06	-	52.05
PK	5.742G	114.83	Inf	-Inf	8.81	3	Horizontal	291	2.06	-	106.02
AV	5.752G	103.24	Inf	-Inf	8.83	3	Horizontal	291	2.06	-	94.41
PK	5.98G	59.67	68.20	-8.53	8.94	3	Horizontal	291	2.06	-	50.73

802.11ac VHT20_Nss1,(MCS0)_2TX

05/09/2019

5745MHz_TX



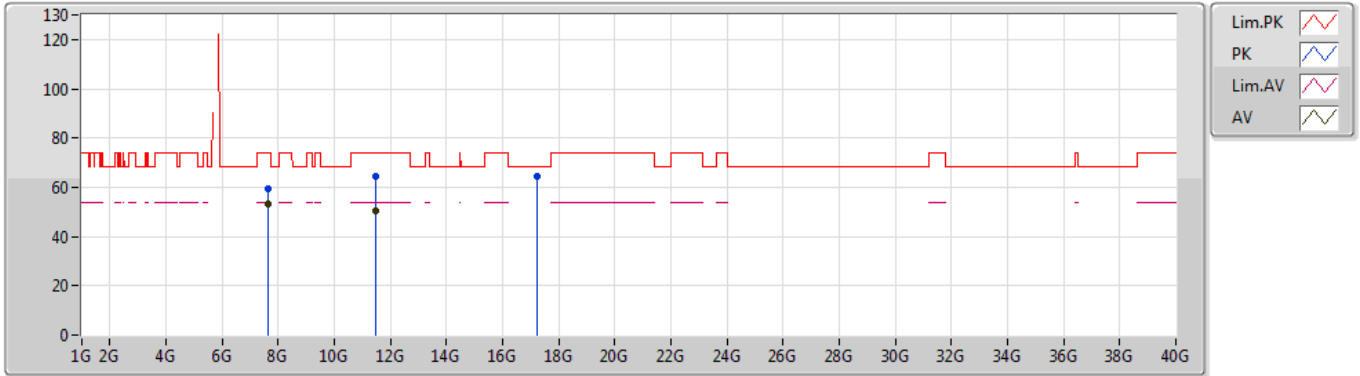
EUT_Z_2TX
Setting 26
02-B-4
FSU(100015)

Type	Freq (Hz)	Level (dBuV/m)	Limit (dBuV/m)	Margin (dB)	Factor (dB)	Dist (m)	Condition	Azimuth (°)	Height (m)	Comment	Raw (dBuV)
PK	7.65981G	58.42	74.00	-15.58	11.18	3	Vertical	291	1.79	-	47.24
AV	7.65999G	52.08	54.00	-1.92	11.18	3	Vertical	291	1.79	-	40.90
PK	11.49848G	63.24	74.00	-10.76	14.90	3	Vertical	40	1.90	-	48.34
AV	11.4884G	48.91	54.00	-5.09	14.89	3	Vertical	40	1.90	-	34.02
PK	17.23868G	62.16	68.20	-6.04	20.74	3	Vertical	331	1.65	-	41.42

802.11ac VHT20_Nss1,(MCS0)_2TX

05/09/2019

5745MHz_TX



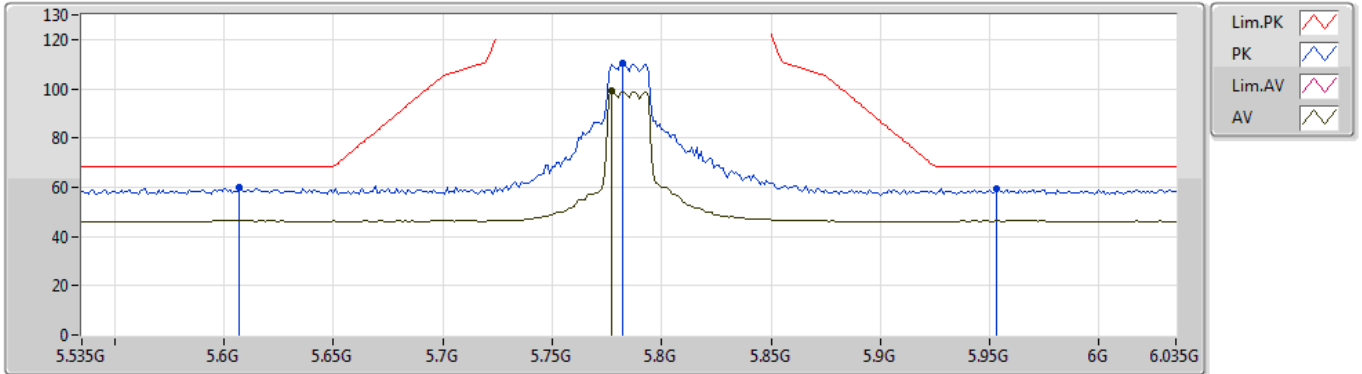
EUT_Z_2TX
Setting 26
02-B-4
FSU(100015)

Type	Freq (Hz)	Level (dBuV/m)	Limit (dBuV/m)	Margin (dB)	Factor (dB)	Dist (m)	Condition	Azimuth (°)	Height (m)	Comment	Raw (dBuV)
PK	7.65992G	59.36	74.00	-14.64	11.18	3	Horizontal	301	2.87	-	48.18
AV	7.65986G	53.39	54.00	-0.61	11.18	3	Horizontal	301	2.87	-	42.21
PK	11.49296G	64.67	74.00	-9.33	14.89	3	Horizontal	291	1.66	-	49.78
AV	11.48864G	50.33	54.00	-3.67	14.89	3	Horizontal	291	1.66	-	35.44
PK	17.23964G	64.21	68.20	-3.99	20.74	3	Horizontal	299	1.46	-	43.47

802.11ac VHT20_Nss1,(MCS0)_2TX

10/09/2019

5785MHz_TX



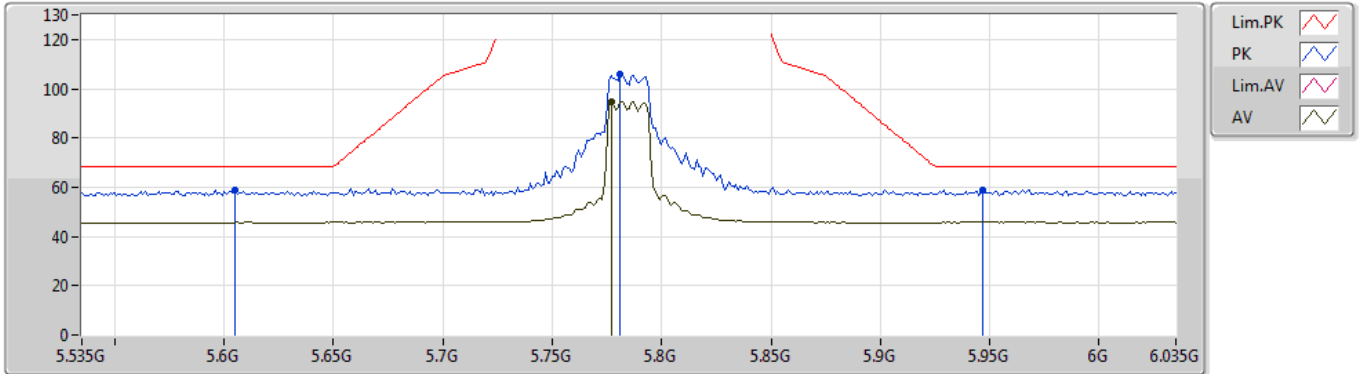
EUT_Z_2TX
Setting 17
02-B-4-10
FSU(100015)

Type	Freq (Hz)	Level (dBuV/m)	Limit (dBuV/m)	Margin (dB)	Factor (dB)	Dist (m)	Condition	Azimuth (°)	Height (m)	Comment	Raw (dBuV)
PK	5.607G	59.86	68.20	-8.34	8.59	3	Horizontal	285	2.05	-	51.27
PK	5.782G	110.25	Inf	-Inf	8.88	3	Horizontal	285	2.05	-	101.37
AV	5.777G	98.95	Inf	-Inf	8.87	3	Horizontal	285	2.05	-	90.08
PK	5.953G	59.62	68.20	-8.58	8.92	3	Horizontal	285	2.05	-	50.70

802.11ac VHT20_Nss1,(MCS0)_2TX

10/09/2019

5785MHz_TX



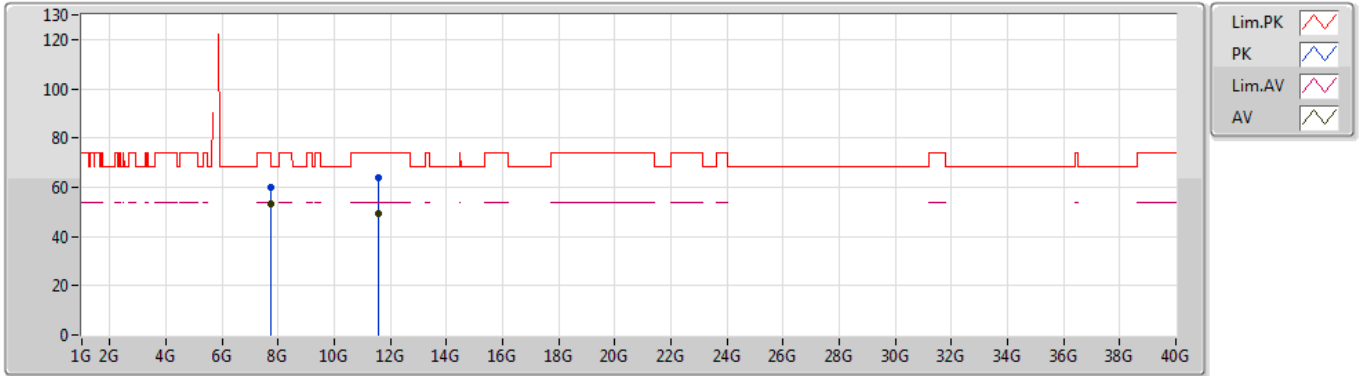
EUT_Z_2TX
 Setting 17
 02-B-4-10
 FSU(100015)

Type	Freq (Hz)	Level (dBuV/m)	Limit (dBuV/m)	Margin (dB)	Factor (dB)	Dist (m)	Condition	Azimuth (°)	Height (m)	Comment	Raw (dBuV)
PK	5.605G	59.04	68.20	-9.16	8.59	3	Vertical	301	1.50	-	50.45
PK	5.781G	105.72	Inf	-Inf	8.88	3	Vertical	301	1.50	-	96.84
AV	5.777G	94.90	Inf	-Inf	8.87	3	Vertical	301	1.50	-	86.03
PK	5.947G	58.90	68.20	-9.30	8.94	3	Vertical	301	1.50	-	49.96

802.11ac VHT20_Nss1,(MCS0)_2TX

10/09/2019

5785MHz_TX



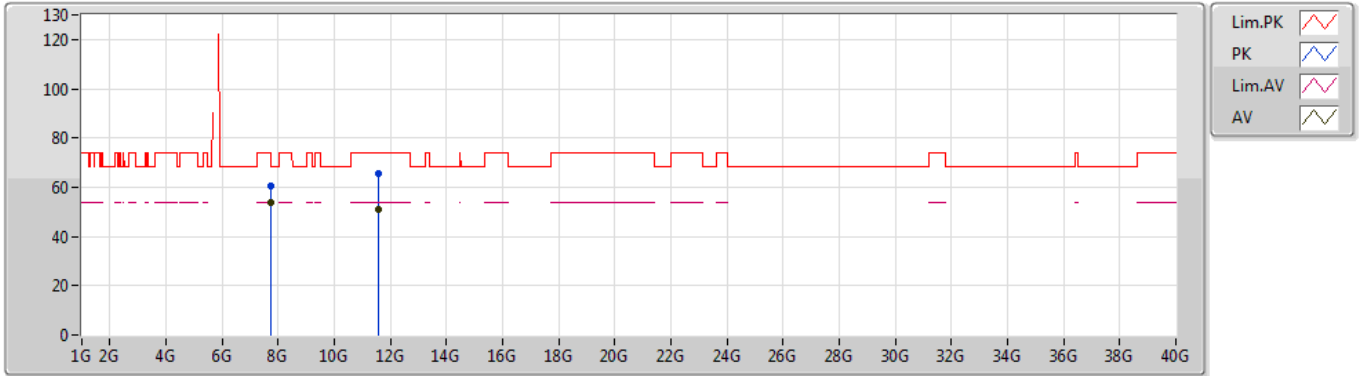
EUT_Z_2TX
Setting 17
02-B-4
FSU(100015)

Type	Freq (Hz)	Level (dBuV/m)	Limit (dBuV/m)	Margin (dB)	Factor (dB)	Dist (m)	Condition	Azimuth (°)	Height (m)	Comment	Raw (dBuV)
PK	7.7134G	59.95	74.00	-14.05	11.22	3	Vertical	322	1.00	-	48.73
AV	7.71322G	53.43	54.00	-0.57	11.22	3	Vertical	322	1.00	-	42.21
PK	11.57096G	63.71	74.00	-10.29	15.00	3	Vertical	41	2.32	-	48.71
AV	11.5708G	49.24	54.00	-4.76	15.00	3	Vertical	41	2.32	-	34.24

802.11ac VHT20_Nss1,(MCS0)_2TX

10/09/2019

5785MHz_TX



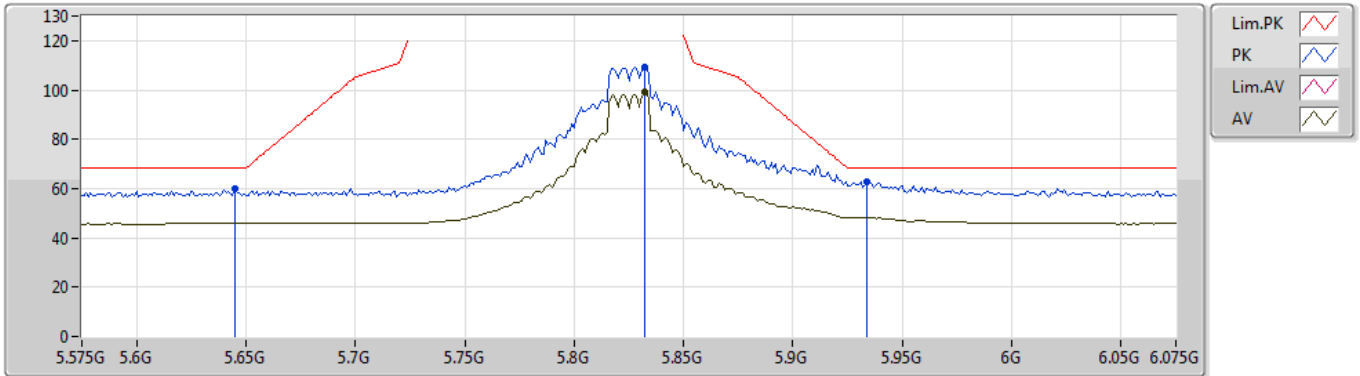
EUT_Z_2TX
Setting 17
02-B-4
FSU(100015)

Type	Freq (Hz)	Level (dBuV/m)	Limit (dBuV/m)	Margin (dB)	Factor (dB)	Dist (m)	Condition	Azimuth (°)	Height (m)	Comment	Raw (dBuV)
PK	7.71318G	60.52	74.00	-13.48	11.22	3	Horizontal	323	1.01	-	49.30
AV	7.71325G	53.79	54.00	-0.21	11.22	3	Horizontal	323	1.01	-	42.57
PK	11.57016G	65.73	74.00	-8.27	15.00	3	Horizontal	290	1.59	-	50.73
AV	11.57072G	51.21	54.00	-2.79	15.00	3	Horizontal	290	1.59	-	36.21

802.11ac VHT20_Nss1,(MCS0)_2TX

04/09/2019

5825MHz_TX



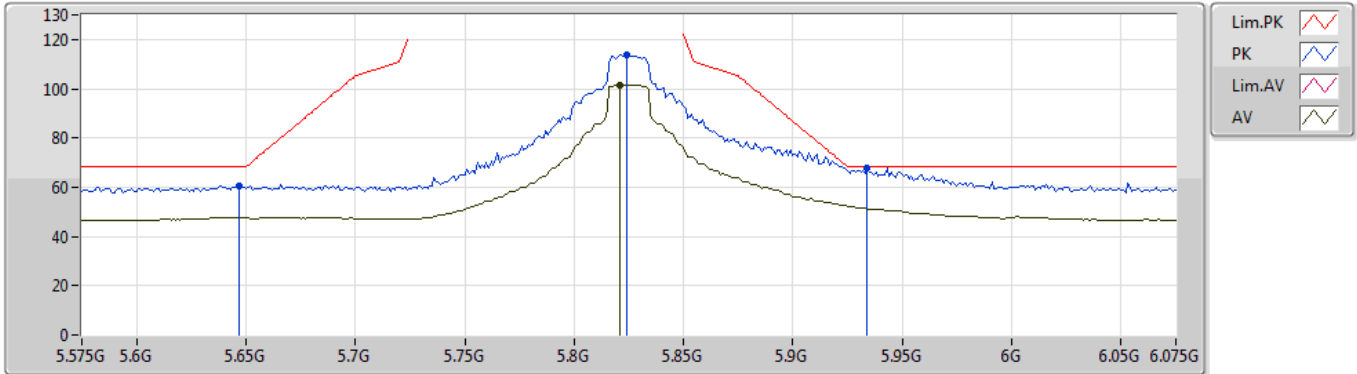
EUT_Z_2TX
 Setting 25
 02-B-4-10
 FSU(100015)

Type	Freq (Hz)	Level (dBuV/m)	Limit (dBuV/m)	Margin (dB)	Factor (dB)	Dist (m)	Condition	Azimuth (°)	Height (m)	Comment	Raw (dBuV)
PK	5.645G	59.99	68.20	-8.21	8.66	3	Vertical	165	1.06	-	51.33
PK	5.832G	109.54	Inf	-Inf	8.91	3	Vertical	165	1.06	-	100.63
AV	5.832G	99.00	Inf	-Inf	8.91	3	Vertical	165	1.06	-	90.09
PK	5.934G	62.84	68.20	-5.36	8.93	3	Vertical	165	1.06	-	53.91

802.11ac VHT20_Nss1,(MCS0)_2TX

04/09/2019

5825MHz_TX



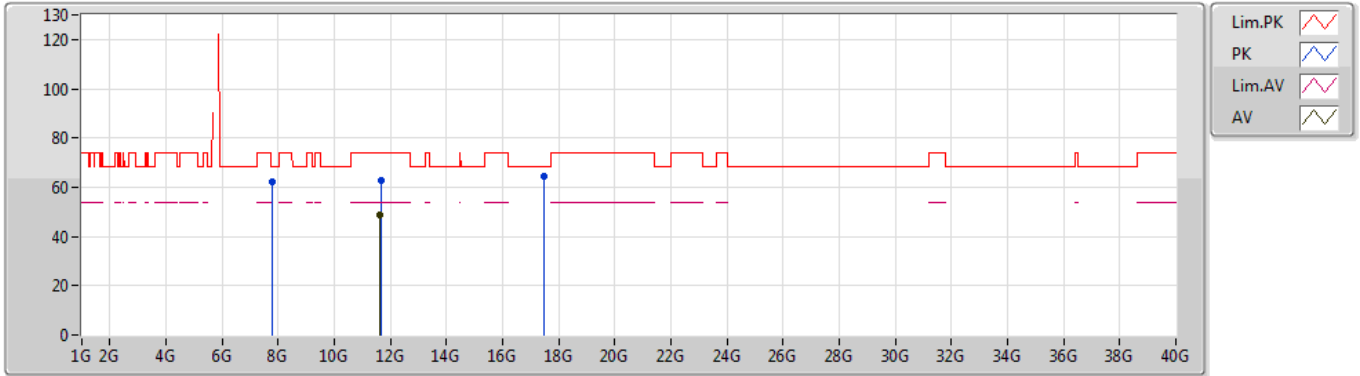
EUT_Z_2TX
 Setting 25
 02-B-4-10
 FSU(100015)

Type	Freq (Hz)	Level (dBuV/m)	Limit (dBuV/m)	Margin (dB)	Factor (dB)	Dist (m)	Condition	Azimuth (°)	Height (m)	Comment	Raw (dBuV)
PK	5.647G	60.52	68.20	-7.68	8.67	3	Horizontal	288	2.13	-	51.85
PK	5.824G	113.72	Inf	-Inf	8.90	3	Horizontal	288	2.13	-	104.82
AV	5.821G	101.67	Inf	-Inf	8.90	3	Horizontal	288	2.13	-	92.77
PK	5.934G	68.00	68.20	-0.20	8.93	3	Horizontal	288	2.13	-	59.07

802.11ac VHT20_Nss1,(MCS0)_2TX

04/09/2019

5825MHz_TX



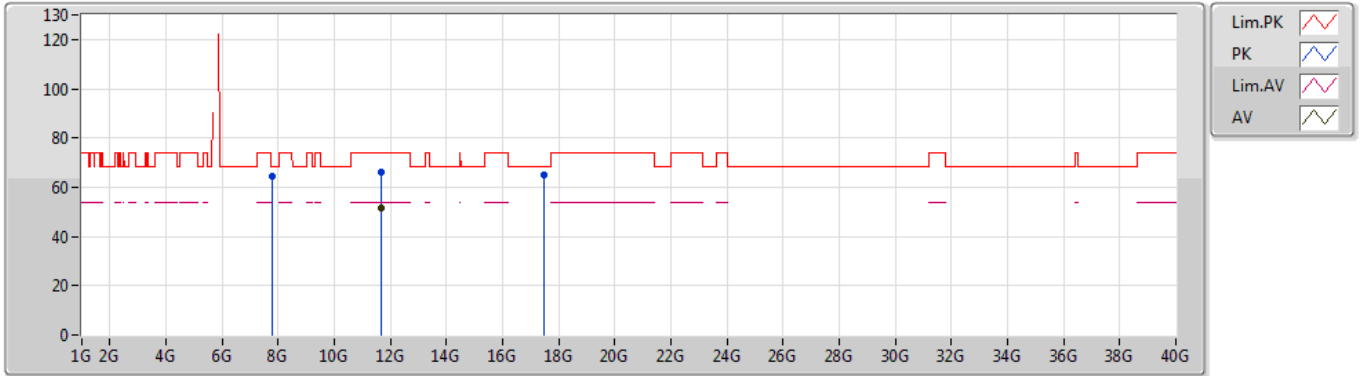
EUT_Z_2TX
Setting 25
02-B-4
FSU(100015)

Type	Freq (Hz)	Level (dBuV/m)	Limit (dBuV/m)	Margin (dB)	Factor (dB)	Dist (m)	Condition	Azimuth (°)	Height (m)	Comment	Raw (dBuV)
PK	7.76647G	62.22	68.20	-5.98	11.27	3	Vertical	297	1.19	-	50.95
PK	11.65176G	62.81	74.00	-11.19	15.10	3	Vertical	29	2.35	-	47.71
AV	11.64696G	48.61	54.00	-5.39	15.09	3	Vertical	29	2.35	-	33.52
PK	17.48996G	64.69	68.20	-3.51	22.22	3	Vertical	331	2.07	-	42.47

802.11ac VHT20_Nss1,(MCS0)_2TX

04/09/2019

5825MHz_TX



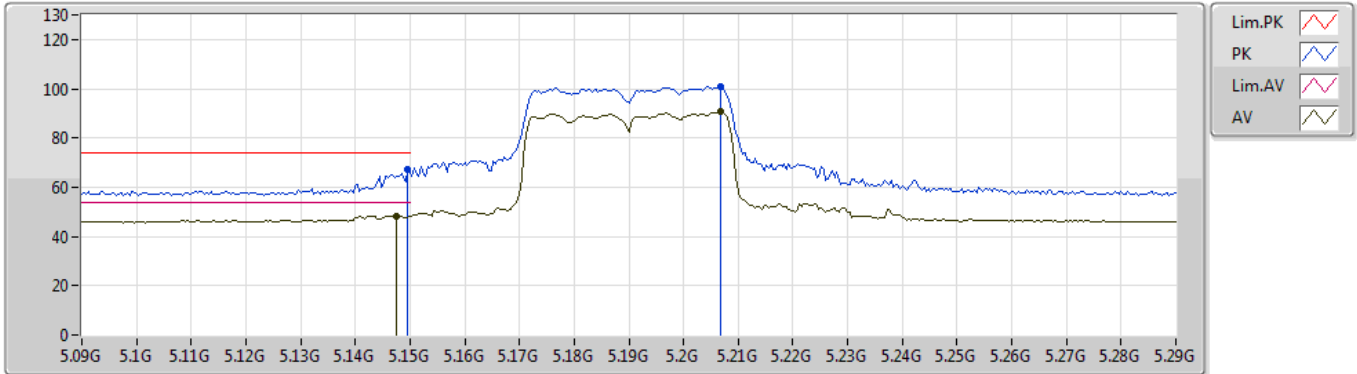
EUT_Z_2TX
Setting 25
02-B-4
FSU(100015)

Type	Freq (Hz)	Level (dBuV/m)	Limit (dBuV/m)	Margin (dB)	Factor (dB)	Dist (m)	Condition	Azimuth (°)	Height (m)	Comment	Raw (dBuV)
PK	7.76654G	64.29	68.20	-3.91	11.27	3	Horizontal	335	1.00	-	53.02
PK	11.65088G	65.86	74.00	-8.14	15.09	3	Horizontal	283	1.85	-	50.77
AV	11.65048G	51.63	54.00	-2.37	15.09	3	Horizontal	283	1.85	-	36.54
PK	17.46596G	65.15	68.20	-3.05	22.08	3	Horizontal	305	1.70	-	43.07

802.11ac VHT40_Nss1,(MCS0)_2TX

04/09/2019

5190MHz_TX



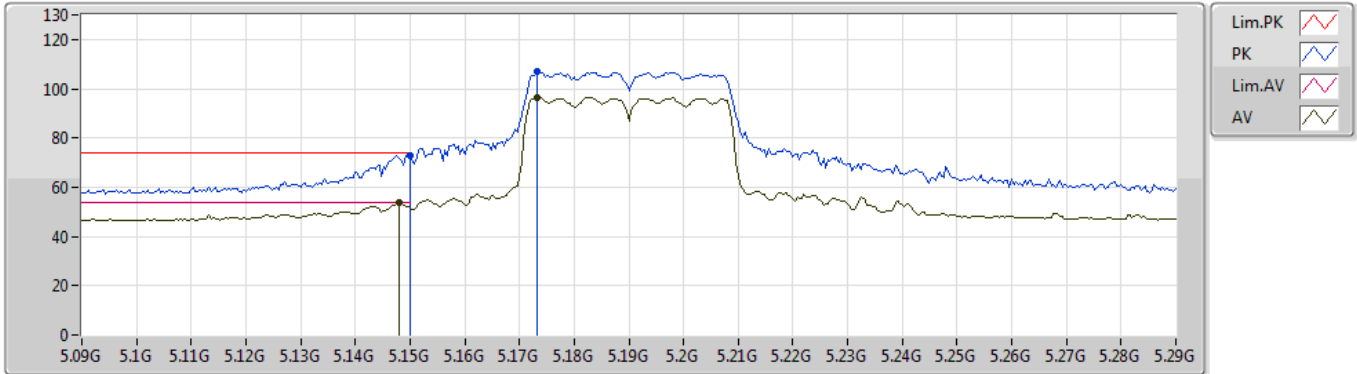
EUT Z_2TX
 Setting 15
 02-B-4-10
 FSU(100015)

Type	Freq (Hz)	Level (dBuV/m)	Limit (dBuV/m)	Margin (dB)	Factor (dB)	Dist (m)	Condition	Azimuth (°)	Height (m)	Comment	Raw (dBuV)
PK	5.1496G	67.14	74.00	-6.86	7.94	3	Vertical	306	1.09	-	59.20
AV	5.1476G	48.41	54.00	-5.59	7.94	3	Vertical	306	1.09	-	40.47
PK	5.2068G	100.74	Inf	-Inf	8.07	3	Vertical	306	1.09	-	92.67
AV	5.2068G	90.59	Inf	-Inf	8.07	3	Vertical	306	1.09	-	82.52

802.11ac VHT40_Nss1,(MCS0)_2TX

04/09/2019

5190MHz_TX



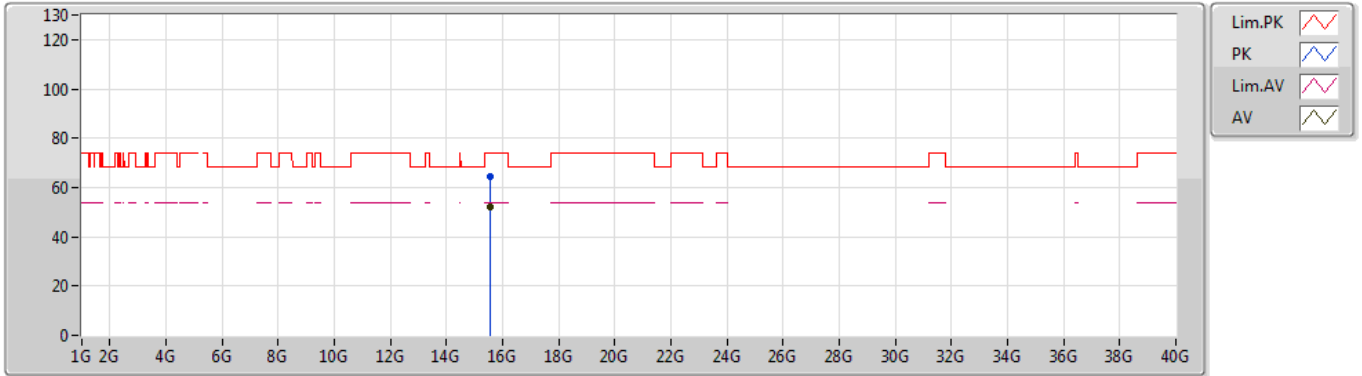
EUT_Z_2TX
Setting 15
02-B-4-10
FSU(100015)

Type	Freq (Hz)	Level (dBuV/m)	Limit (dBuV/m)	Margin (dB)	Factor (dB)	Dist (m)	Condition	Azimuth (°)	Height (m)	Comment	Raw (dBuV)
PK	5.15G	72.97	74.00	-1.03	7.94	3	Horizontal	291	2.20	-	65.03
AV	5.148G	53.76	54.00	-0.24	7.94	3	Horizontal	291	2.20	-	45.82
PK	5.1732G	107.08	Inf	-Inf	8.00	3	Horizontal	291	2.20	-	99.08
AV	5.1732G	96.58	Inf	-Inf	8.00	3	Horizontal	291	2.20	-	88.58

802.11ac VHT40_Nss1,(MCS0)_2TX

04/09/2019

5190MHz_TX



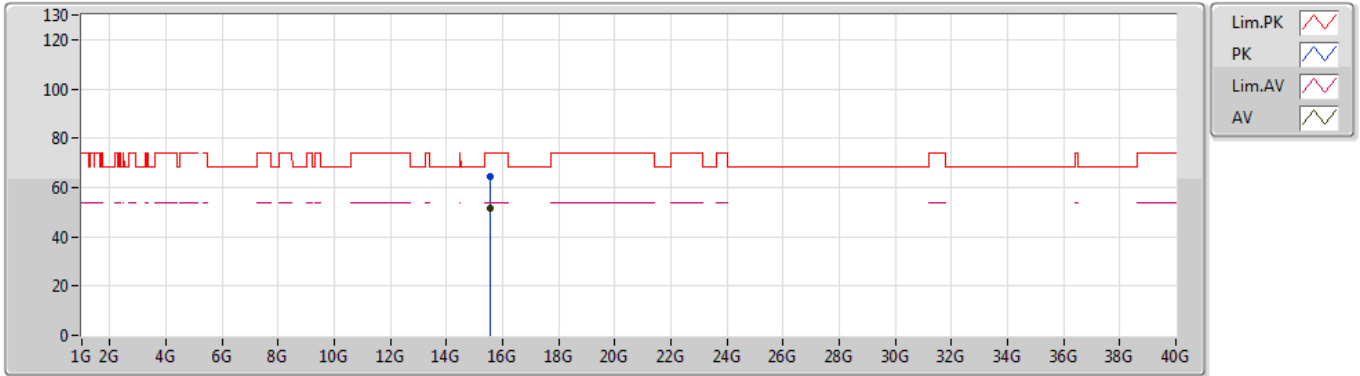
EUT_Z_2TX
 Setting 15
 02-B-4
 FSU(100015)

Type	Freq (Hz)	Level (dBuV/m)	Limit (dBuV/m)	Margin (dB)	Factor (dB)	Dist (m)	Condition	Azimuth (°)	Height (m)	Comment	Raw (dBuV)
PK	15.56944G	64.31	74.00	-9.69	16.00	3	Vertical	314	1.51	-	48.31
AV	15.56888G	51.90	54.00	-2.10	16.00	3	Vertical	314	1.51	-	35.90

802.11ac VHT40_Nss1,(MCS0)_2TX

04/09/2019

5190MHz_TX



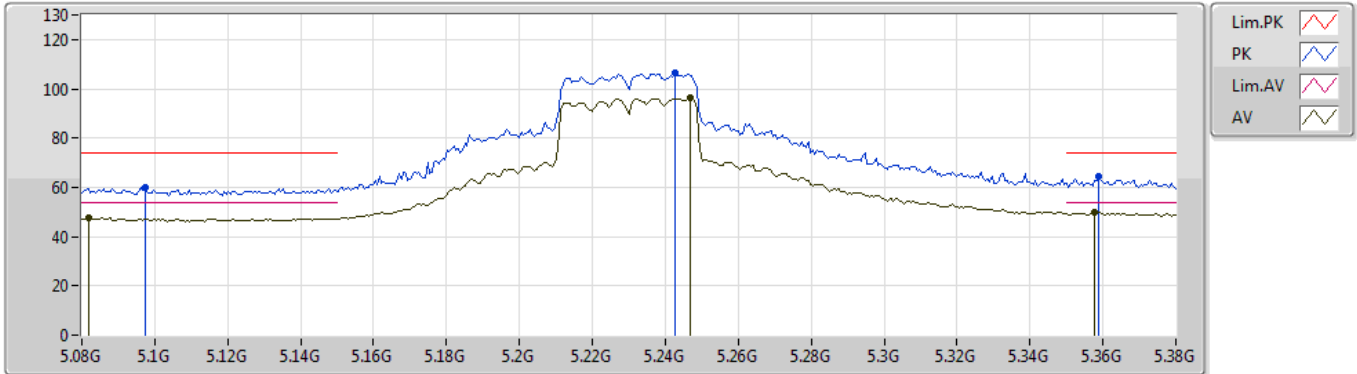
EUT_Z_2TX
Setting 15
02-B-4
FSU(100015)

Type	Freq (Hz)	Level (dBuV/m)	Limit (dBuV/m)	Margin (dB)	Factor (dB)	Dist (m)	Condition	Azimuth (°)	Height (m)	Comment	Raw (dBuV)
PK	15.57616G	64.28	74.00	-9.72	15.98	3	Horizontal	305	1.48	-	48.30
AV	15.5712G	51.41	54.00	-2.59	15.99	3	Horizontal	305	1.48	-	35.42

802.11ac VHT40_Nss1,(MCS0)_2TX

04/09/2019

5230MHz_TX



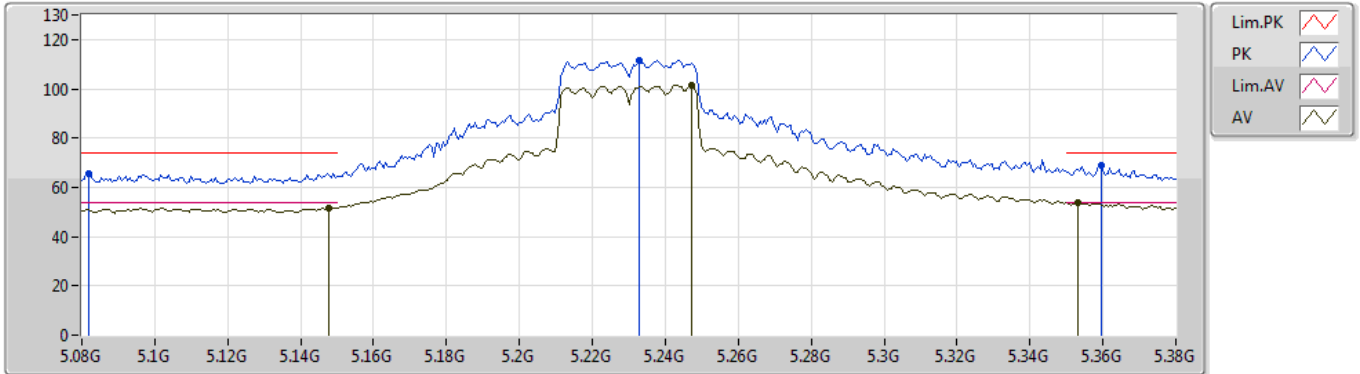
EUT_Z_2TX
 Setting 20
 02-B-4-10
 FSU(100015)

Type	Freq (Hz)	Level (dBuV/m)	Limit (dBuV/m)	Margin (dB)	Factor (dB)	Dist (m)	Condition	Azimuth (°)	Height (m)	Comment	Raw (dBuV)
PK	5.0974G	59.77	74.00	-14.23	7.84	3	Vertical	168	2.62	-	51.93
AV	5.0818G	47.55	54.00	-6.45	7.80	3	Vertical	168	2.62	-	39.75
PK	5.2426G	106.37	Inf	-Inf	8.12	3	Vertical	168	2.62	-	98.25
AV	5.2468G	96.42	Inf	-Inf	8.13	3	Vertical	168	2.62	-	88.29
PK	5.359G	64.39	74.00	-9.61	8.28	3	Vertical	168	2.62	-	56.11
AV	5.3578G	49.87	54.00	-4.13	8.28	3	Vertical	168	2.62	-	41.59

802.11ac VHT40_Nss1,(MCS0)_2TX

04/09/2019

5230MHz_TX



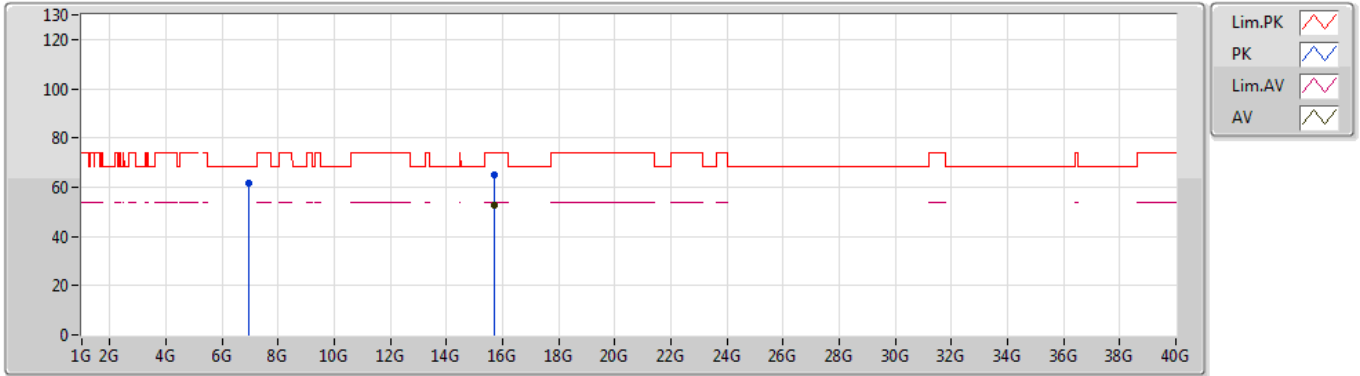
EUT_Z_2TX
Setting 20
02-B-4-10
FSU(100015)

Type	Freq (Hz)	Level (dBuV/m)	Limit (dBuV/m)	Margin (dB)	Factor (dB)	Dist (m)	Condition	Azimuth (°)	Height (m)	Comment	Raw (dBuV)
PK	5.0818G	65.57	74.00	-8.43	7.80	3	Horizontal	298	2.26	-	57.77
AV	5.1478G	51.76	54.00	-2.24	7.94	3	Horizontal	298	2.26	-	43.82
PK	5.233G	111.57	Inf	-Inf	8.11	3	Horizontal	298	2.26	-	103.46
AV	5.2474G	101.29	Inf	-Inf	8.13	3	Horizontal	298	2.26	-	93.16
PK	5.3596G	68.84	74.00	-5.16	8.29	3	Horizontal	298	2.26	-	60.55
AV	5.353G	53.77	54.00	-0.23	8.28	3	Horizontal	298	2.26	-	45.49

802.11ac VHT40_Nss1,(MCS0)_2TX

04/09/2019

5230MHz_TX



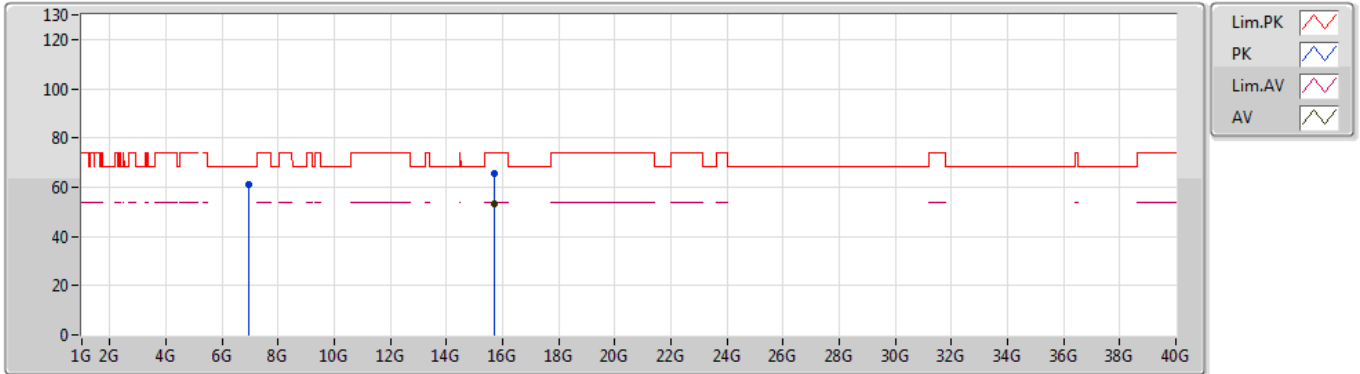
EUT_Z_2TX
Setting 20
02-B-4
FSU(100015)

Type	Freq (Hz)	Level (dBuV/m)	Limit (dBuV/m)	Margin (dB)	Factor (dB)	Dist (m)	Condition	Azimuth (°)	Height (m)	Comment	Raw (dBuV)
PK	6.97308G	61.69	68.20	-6.51	9.63	3	Vertical	321	1.73	-	52.06
PK	15.69352G	64.91	74.00	-9.09	15.67	3	Vertical	318	1.49	-	49.24
AV	15.698G	52.92	54.00	-1.08	15.66	3	Vertical	318	1.49	-	37.26

802.11ac VHT40_Nss1,(MCS0)_2TX

04/09/2019

5230MHz_TX



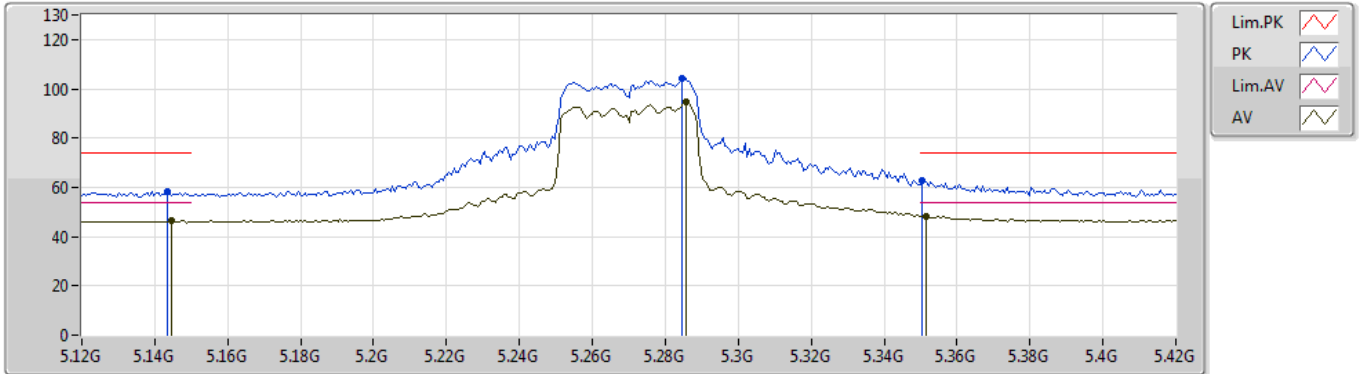
EUT_Z_2TX
Setting 20
02-B-4
FSU(100015)

Type	Freq (Hz)	Level (dBuV/m)	Limit (dBuV/m)	Margin (dB)	Factor (dB)	Dist (m)	Condition	Azimuth (°)	Height (m)	Comment	Raw (dBuV)
PK	6.97317G	60.80	68.20	-7.40	9.63	3	Horizontal	282	1.42	-	51.17
PK	15.69584G	65.54	74.00	-8.46	15.66	3	Horizontal	306	1.45	-	49.88
AV	15.69672G	52.99	54.00	-1.01	15.66	3	Horizontal	306	1.45	-	37.33

802.11ac VHT40_Nss1,(MCS0)_2TX

04/09/2019

5270MHz_TX



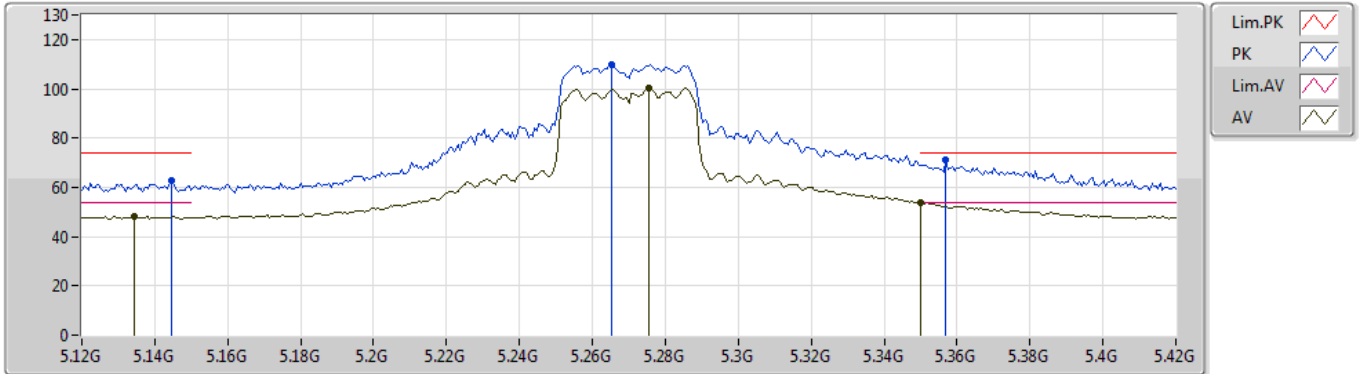
EUT_Z_2TX
Setting 18
02-B-4-10
FSU(100015)

Type	Freq (Hz)	Level (dBuV/m)	Limit (dBuV/m)	Margin (dB)	Factor (dB)	Dist (m)	Condition	Azimuth (°)	Height (m)	Comment	Raw (dBuV)
PK	5.1434G	58.47	74.00	-15.53	7.94	3	Vertical	304	2.08	-	50.53
AV	5.1446G	46.44	54.00	-7.56	7.94	3	Vertical	304	2.08	-	38.50
PK	5.2844G	104.19	Inf	-Inf	8.19	3	Vertical	304	2.08	-	96.00
AV	5.2856G	94.42	Inf	-Inf	8.19	3	Vertical	304	2.08	-	86.23
PK	5.3504G	62.89	74.00	-11.11	8.28	3	Vertical	304	2.08	-	54.61
AV	5.3516G	48.30	54.00	-5.70	8.28	3	Vertical	304	2.08	-	40.02

802.11ac VHT40_Nss1,(MCS0)_2TX

04/09/2019

5270MHz_TX



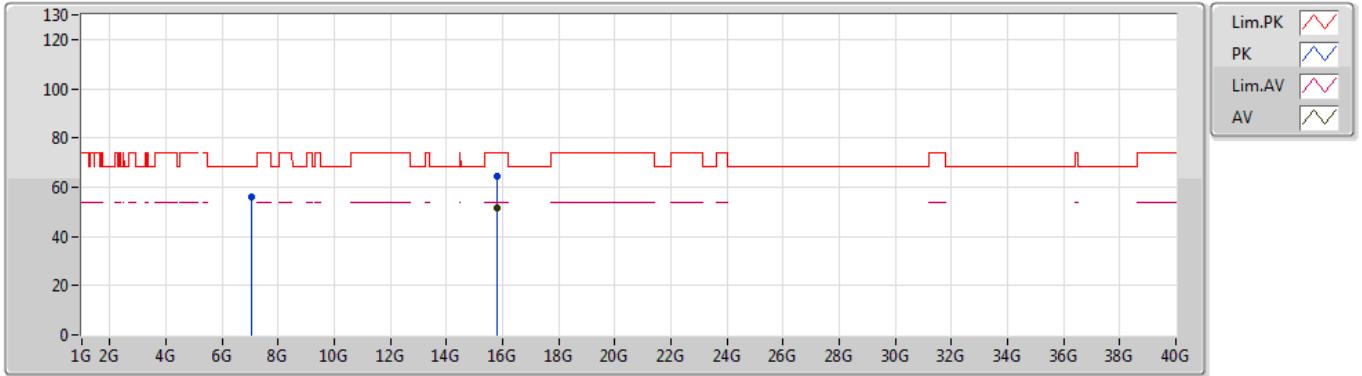
EUT_Z_2TX
Setting 18
02-B-4-10
FSU(100015)

Type	Freq (Hz)	Level (dBuV/m)	Limit (dBuV/m)	Margin (dB)	Factor (dB)	Dist (m)	Condition	Azimuth (°)	Height (m)	Comment	Raw (dBuV)
PK	5.1446G	62.82	74.00	-11.18	7.94	3	Horizontal	296	2.09	-	54.88
AV	5.1344G	48.20	54.00	-5.80	7.92	3	Horizontal	296	2.09	-	40.28
PK	5.2652G	109.75	Inf	-Inf	8.16	3	Horizontal	296	2.09	-	101.59
AV	5.2754G	100.28	Inf	-Inf	8.17	3	Horizontal	296	2.09	-	92.11
PK	5.357G	71.27	74.00	-2.73	8.28	3	Horizontal	296	2.09	-	62.99
AV	5.35G	53.80	54.00	-0.20	8.28	3	Horizontal	296	2.09	-	45.52

802.11ac VHT40_Nss1,(MCS0)_2TX

04/09/2019

5270MHz_TX



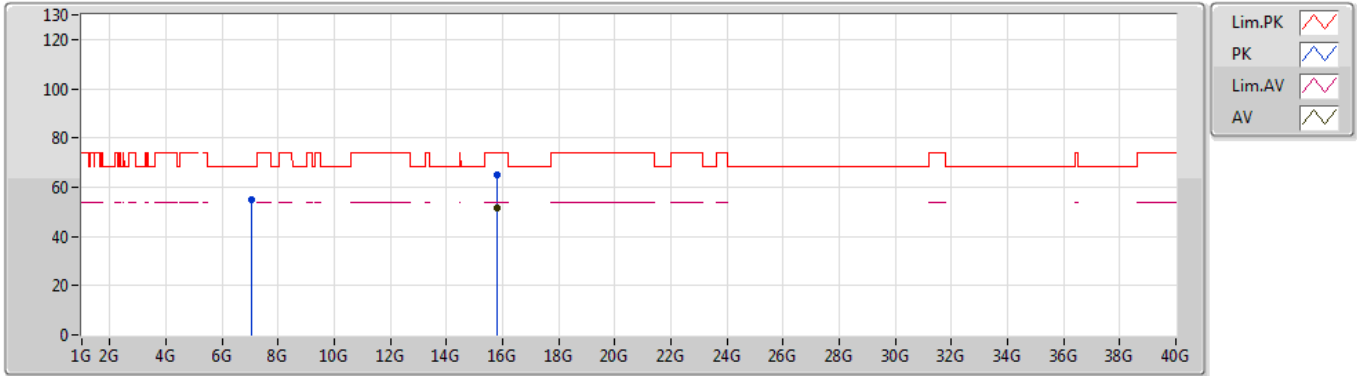
EUT_Z_2TX
Setting 18
02-B-4
FSU(100015)

Type	Freq (Hz)	Level (dBuV/m)	Limit (dBuV/m)	Margin (dB)	Factor (dB)	Dist (m)	Condition	Azimuth (°)	Height (m)	Comment	Raw (dBuV)
PK	7.0266G	55.96	68.20	-12.24	9.74	3	Vertical	319	1.63	-	46.22
PK	15.816G	64.17	74.00	-9.83	15.34	3	Vertical	302	1.47	-	48.83
AV	15.81048G	51.43	54.00	-2.57	15.36	3	Vertical	302	1.47	-	36.07

802.11ac VHT40_Nss1,(MCS0)_2TX

04/09/2019

5270MHz_TX



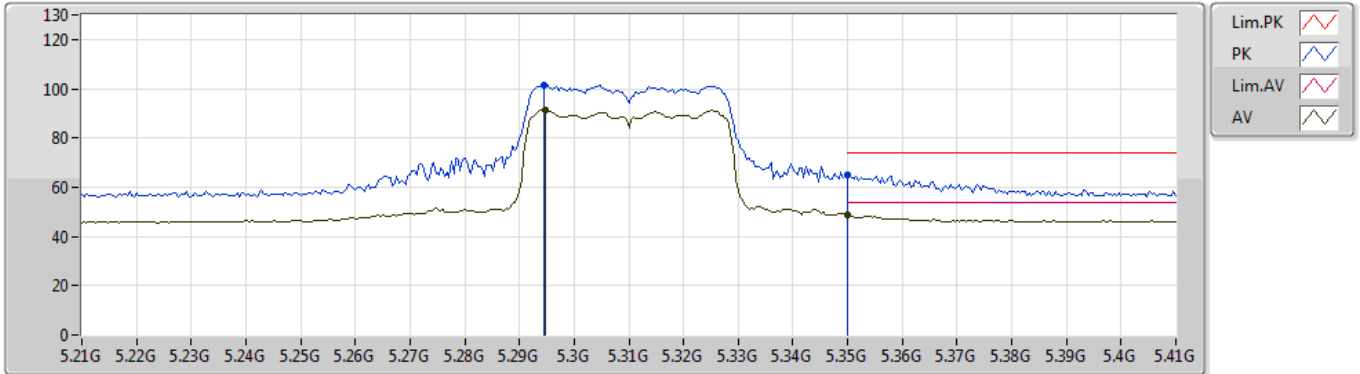
EUT Z_2TX
Setting 18
02-B-4
FSU(100015)

Type	Freq (Hz)	Level (dBuV/m)	Limit (dBuV/m)	Margin (dB)	Factor (dB)	Dist (m)	Condition	Azimuth (°)	Height (m)	Comment	Raw (dBuV)
PK	7.02656G	55.14	68.20	-13.06	9.74	3	Horizontal	286	1.47	-	45.40
PK	15.81952G	65.07	74.00	-8.93	15.33	3	Horizontal	298	1.43	-	49.74
AV	15.80456G	51.77	54.00	-2.23	15.38	3	Horizontal	298	1.43	-	36.39

802.11ac VHT40_Nss1,(MCS0)_2TX

05/09/2019

5310MHz_TX



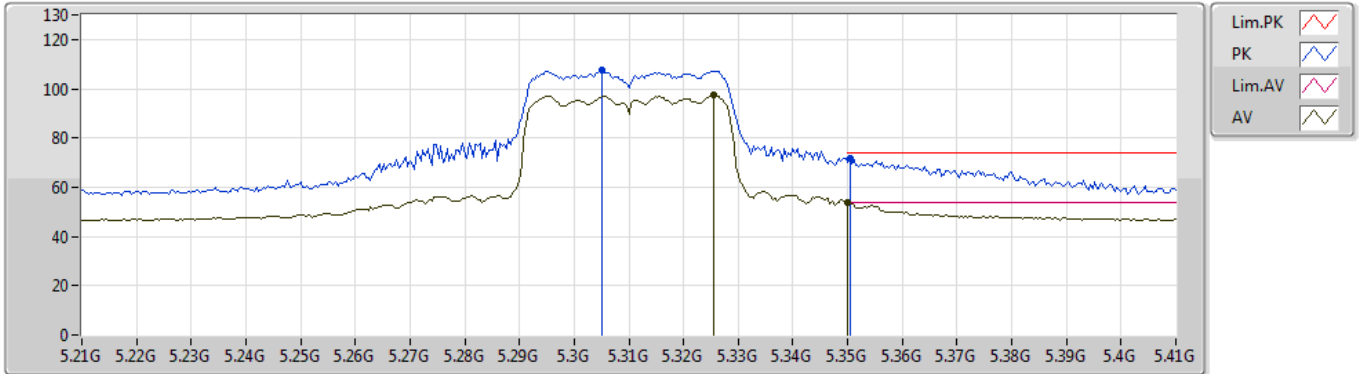
EUT Z_2TX
Setting 15
02-B-4-10
FSU(100015)

Type	Freq (Hz)	Level (dBuV/m)	Limit (dBuV/m)	Margin (dB)	Factor (dB)	Dist (m)	Condition	Azimuth (°)	Height (m)	Comment	Raw (dBuV)
PK	5.2944G	101.33	Inf	-Inf	8.20	3	Vertical	306	1.08	-	93.13
AV	5.2948G	91.39	Inf	-Inf	8.20	3	Vertical	306	1.08	-	83.19
PK	5.35G	64.95	74.00	-9.05	8.28	3	Vertical	306	1.08	-	56.67
AV	5.35G	49.03	54.00	-4.97	8.28	3	Vertical	306	1.08	-	40.75

802.11ac VHT40_Nss1,(MCS0)_2TX

05/09/2019

5310MHz_TX



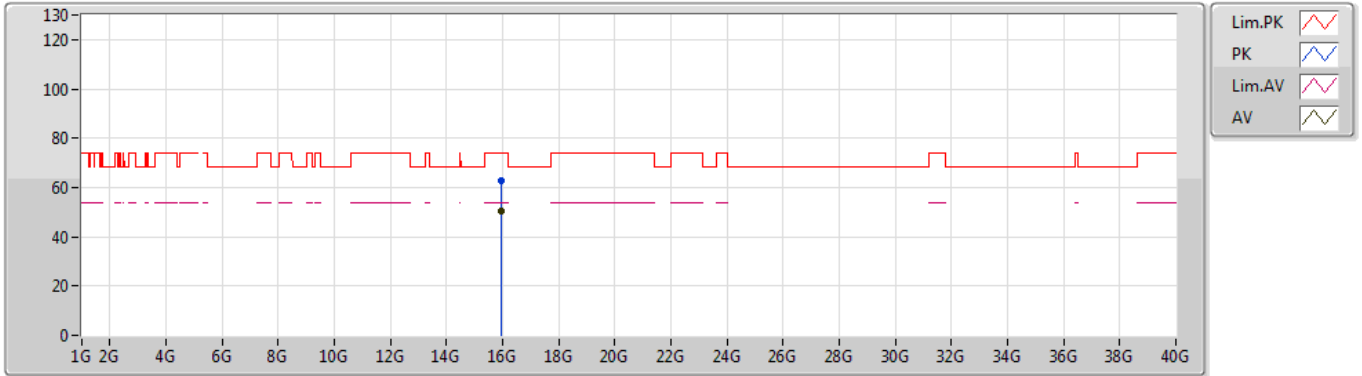
EUT Z_2TX
Setting 15
02-B-4-10
FSU(100015)

Type	Freq (Hz)	Level (dBuV/m)	Limit (dBuV/m)	Margin (dB)	Factor (dB)	Dist (m)	Condition	Azimuth (°)	Height (m)	Comment	Raw (dBuV)
PK	5.3052G	107.37	Inf	-Inf	8.22	3	Horizontal	294	2.08	-	99.15
AV	5.3256G	97.40	Inf	-Inf	8.25	3	Horizontal	294	2.08	-	89.15
PK	5.3504G	71.99	74.00	-2.01	8.28	3	Horizontal	294	2.08	-	63.71
AV	5.35G	53.95	54.00	-0.05	8.28	3	Horizontal	294	2.08	-	45.67

802.11ac VHT40_Nss1,(MCS0)_2TX

05/09/2019

5310MHz_TX



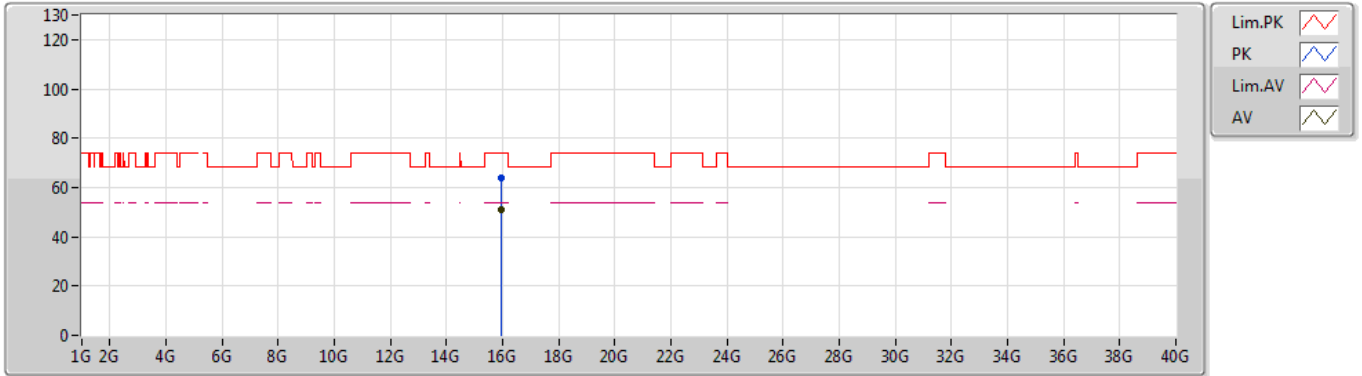
EUT Z_2TX
Setting 15
02-B-4
FSU(100015)

Type	Freq (Hz)	Level (dBuV/m)	Limit (dBuV/m)	Margin (dB)	Factor (dB)	Dist (m)	Condition	Azimuth (°)	Height (m)	Comment	Raw (dBuV)
PK	15.9396G	63.01	74.00	-10.99	15.02	3	Vertical	315	1.48	-	47.99
AV	15.9344G	50.66	54.00	-3.34	15.03	3	Vertical	315	1.48	-	35.63

802.11ac VHT40_Nss1,(MCS0)_2TX

05/09/2019

5310MHz_TX



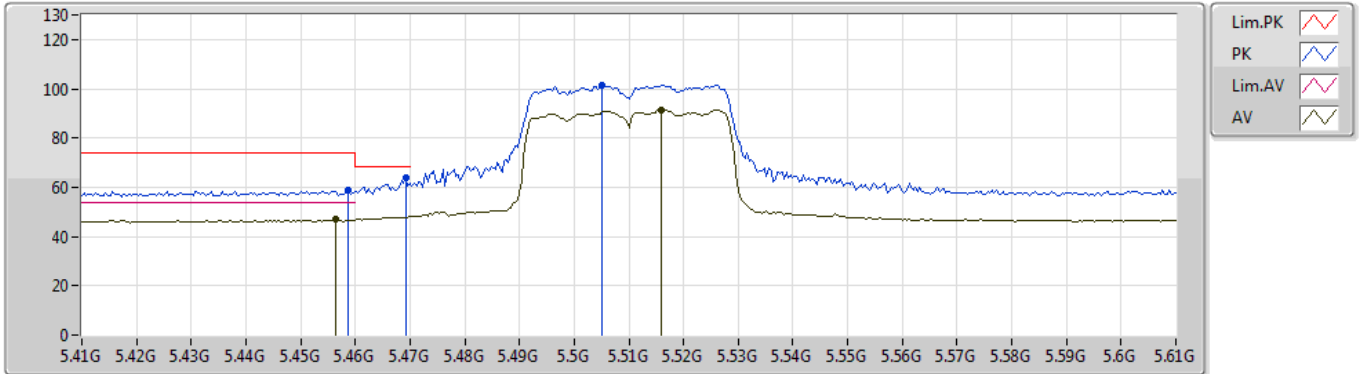
EUT Z_2TX
Setting 15
02-B-4
FSU(100015)

Type	Freq (Hz)	Level (dBuV/m)	Limit (dBuV/m)	Margin (dB)	Factor (dB)	Dist (m)	Condition	Azimuth (°)	Height (m)	Comment	Raw (dBuV)
PK	15.92904G	63.76	74.00	-10.24	15.05	3	Horizontal	304	1.43	-	48.71
AV	15.93856G	50.94	54.00	-3.06	15.02	3	Horizontal	304	1.43	-	35.92

802.11ac VHT40_Nss1,(MCS0)_2TX

05/09/2019

5510MHz_TX



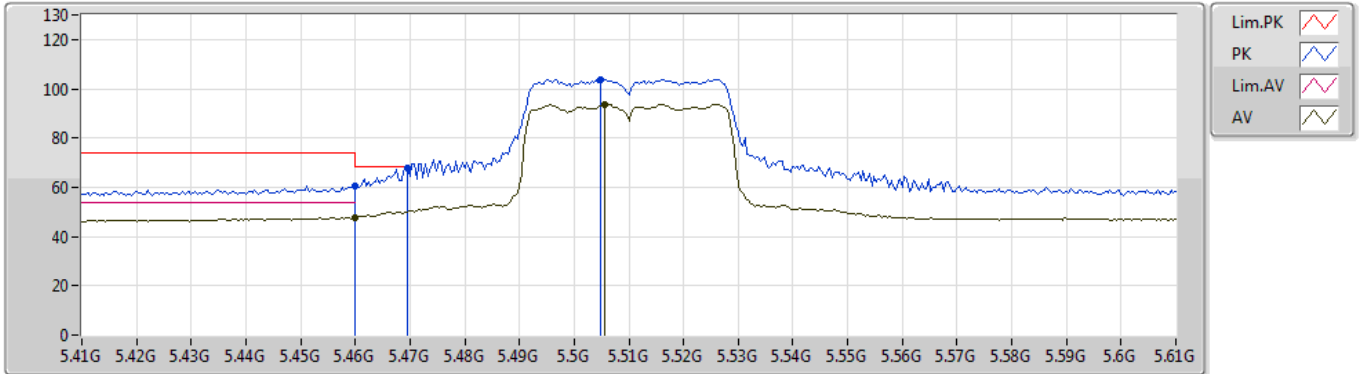
EUT_Z_2TX
Setting 13
02-B-4-10
FSU(100015)

Type	Freq (Hz)	Level (dBuV/m)	Limit (dBuV/m)	Margin (dB)	Factor (dB)	Dist (m)	Condition	Azimuth (°)	Height (m)	Comment	Raw (dBuV)
PK	5.4588G	58.59	74.00	-15.41	8.45	3	Vertical	174	2.04	-	50.14
AV	5.4564G	46.84	54.00	-7.16	8.44	3	Vertical	174	2.04	-	38.40
PK	5.4692G	63.92	68.20	-4.28	8.46	3	Vertical	174	2.04	-	55.46
PK	5.5052G	101.59	Inf	-Inf	8.52	3	Vertical	174	2.04	-	93.07
AV	5.516G	91.45	Inf	-Inf	8.53	3	Vertical	174	2.04	-	82.92

802.11ac VHT40_Nss1,(MCS0)_2TX

05/09/2019

5510MHz_TX



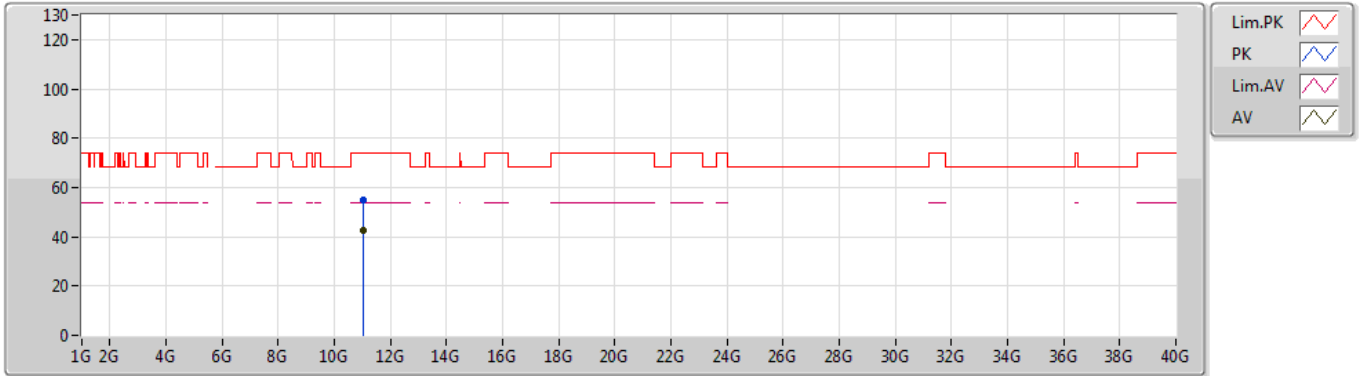
EUT_Z_2TX
Setting 13
02-B-4-10
FSU(100015)

Type	Freq (Hz)	Level (dBuV/m)	Limit (dBuV/m)	Margin (dB)	Factor (dB)	Dist (m)	Condition	Azimuth (°)	Height (m)	Comment	Raw (dBuV)
PK	5.46G	60.44	74.00	-13.56	8.45	3	Horizontal	297	2.21	-	51.99
AV	5.46G	47.78	54.00	-6.22	8.45	3	Horizontal	297	2.21	-	39.33
PK	5.4696G	67.92	68.20	-0.28	8.46	3	Horizontal	297	2.21	-	59.46
PK	5.5048G	103.88	Inf	-Inf	8.52	3	Horizontal	297	2.21	-	95.36
AV	5.5056G	93.78	Inf	-Inf	8.52	3	Horizontal	297	2.21	-	85.26

802.11ac VHT40_Nss1,(MCS0)_2TX

05/09/2019

5510MHz_TX



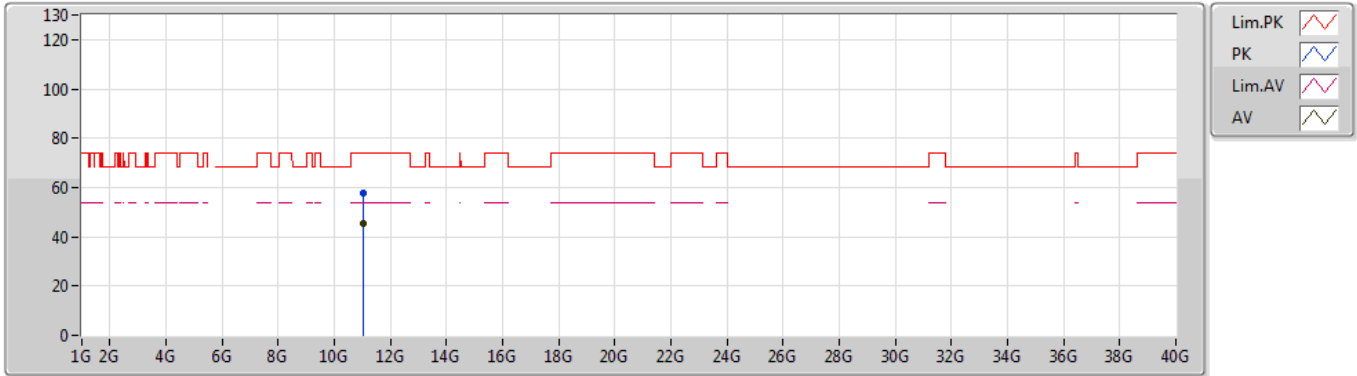
EUT Z_2TX
Setting 13
02-B-4
FSU(100015)

Type	Freq (Hz)	Level (dBuV/m)	Limit (dBuV/m)	Margin (dB)	Factor (dB)	Dist (m)	Condition	Azimuth (°)	Height (m)	Comment	Raw (dBuV)
PK	11.02104G	54.90	74.00	-19.10	14.29	3	Vertical	289	1.58	-	40.61
AV	11.02104G	42.46	54.00	-11.54	14.29	3	Vertical	289	1.58	-	28.17

802.11ac VHT40_Nss1,(MCS0)_2TX

05/09/2019

5510MHz_TX



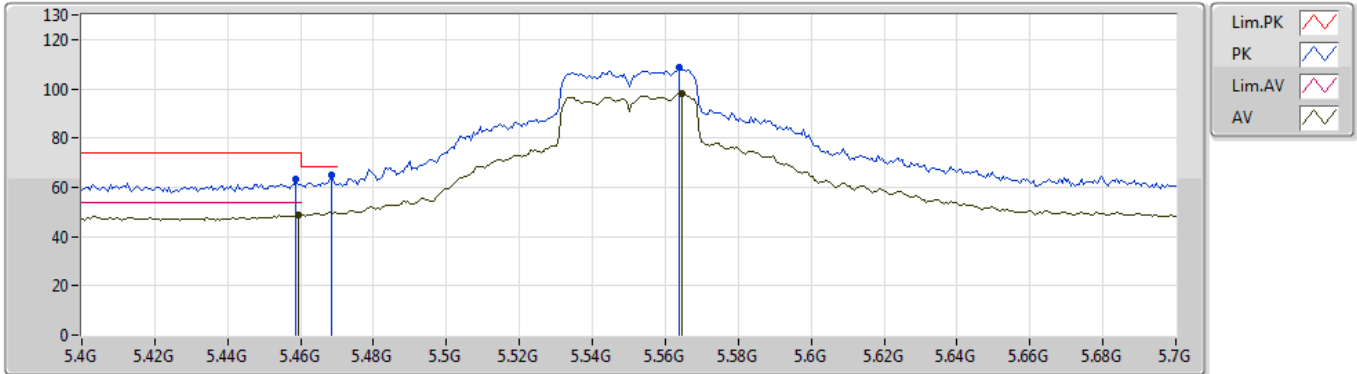
EUT Z_2TX
Setting 13
02-B-4
FSU(100015)

Type	Freq (Hz)	Level (dBuV/m)	Limit (dBuV/m)	Margin (dB)	Factor (dB)	Dist (m)	Condition	Azimuth (°)	Height (m)	Comment	Raw (dBuV)
PK	11.0196G	57.75	74.00	-16.25	14.29	3	Horizontal	297	1.74	-	43.46
AV	11.01992G	45.20	54.00	-8.80	14.29	3	Horizontal	297	1.74	-	30.91

802.11ac VHT40_Nss1,(MCS0)_2TX

05/09/2019

5550MHz_TX



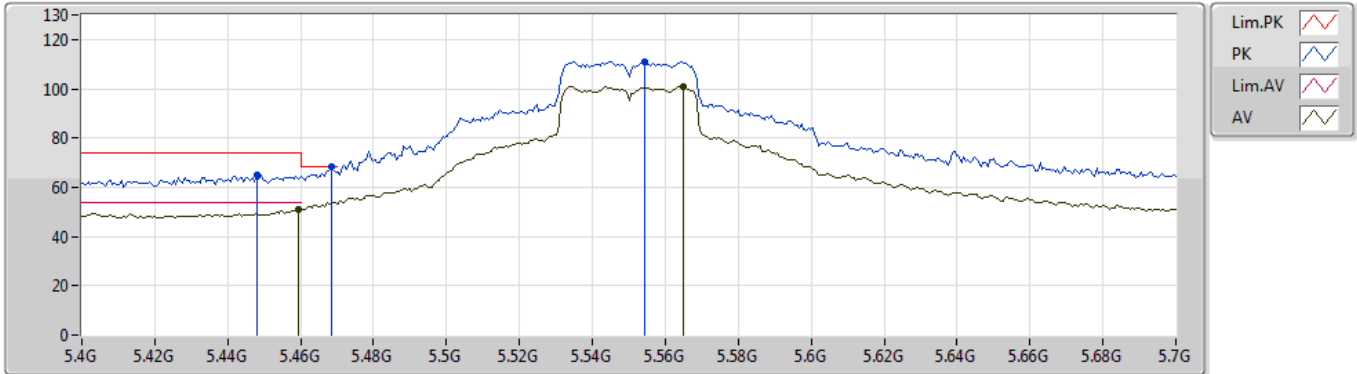
EUT_Z_2TX
Setting 21
02-B-4-10
FSU(100015)

Type	Freq (Hz)	Level (dBuV/m)	Limit (dBuV/m)	Margin (dB)	Factor (dB)	Dist (m)	Condition	Azimuth (°)	Height (m)	Comment	Raw (dBuV)
PK	5.4588G	63.37	74.00	-10.63	8.45	3	Vertical	178	2.40	-	54.92
AV	5.4594G	48.87	54.00	-5.13	8.45	3	Vertical	178	2.40	-	40.42
PK	5.4684G	65.11	68.20	-3.09	8.46	3	Vertical	178	2.40	-	56.65
PK	5.5638G	108.54	Inf	-Inf	8.56	3	Vertical	178	2.40	-	99.98
AV	5.5644G	98.22	Inf	-Inf	8.56	3	Vertical	178	2.40	-	89.66

802.11ac VHT40_Nss1,(MCS0)_2TX

05/09/2019

5550MHz_TX



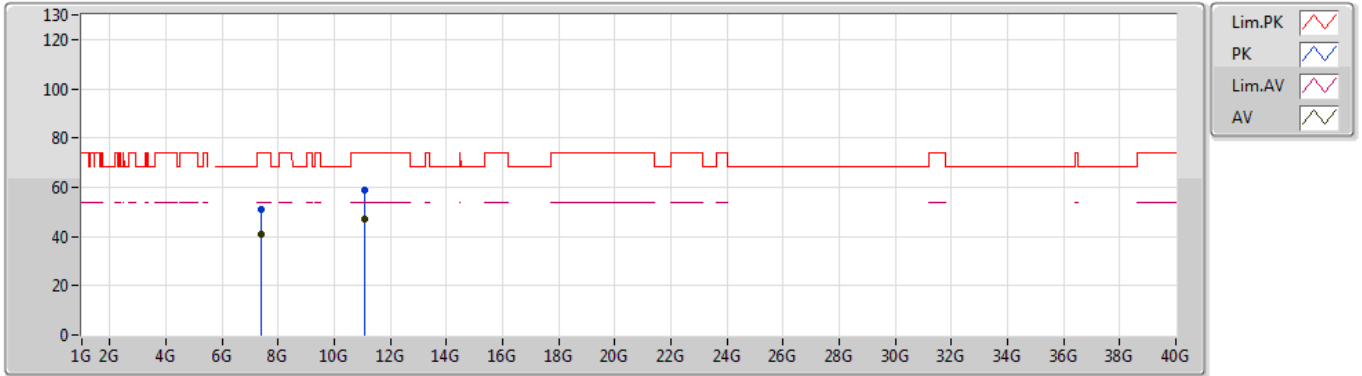
EUT_Z_2TX
 Setting 21
 02-B-4-10
 FSU(100015)

Type	Freq (Hz)	Level (dBuV/m)	Limit (dBuV/m)	Margin (dB)	Factor (dB)	Dist (m)	Condition	Azimuth (°)	Height (m)	Comment	Raw (dBuV)
PK	5.448G	65.11	74.00	-8.89	8.42	3	Horizontal	284	2.08	-	56.69
PK	5.4684G	68.09	68.20	-0.11	8.46	3	Horizontal	284	2.08	-	59.63
AV	5.4594G	51.04	54.00	-2.96	8.45	3	Horizontal	284	2.08	-	42.59
PK	5.5542G	111.13	Inf	-Inf	8.55	3	Horizontal	284	2.08	-	102.58
AV	5.565G	100.85	Inf	-Inf	8.56	3	Horizontal	284	2.08	-	92.29

802.11ac VHT40_Nss1,(MCS0)_2TX

05/09/2019

5550MHz_TX



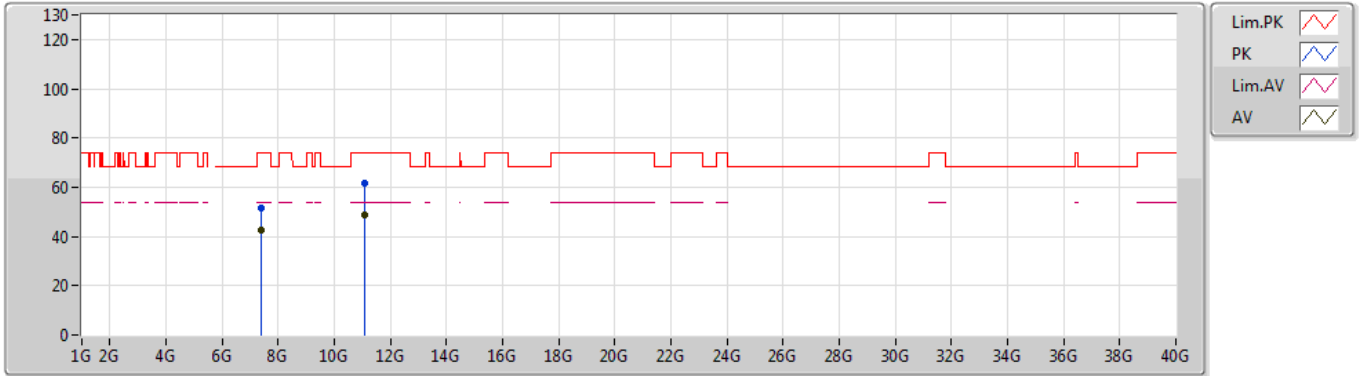
EUT_Z_2TX
Setting 21
02-B-4
FSU(100015)

Type	Freq (Hz)	Level (dBuV/m)	Limit (dBuV/m)	Margin (dB)	Factor (dB)	Dist (m)	Condition	Azimuth (°)	Height (m)	Comment	Raw (dBuV)
PK	7.39994G	50.99	74.00	-23.01	10.80	3	Vertical	289	1.92	-	40.19
AV	7.39978G	41.02	54.00	-12.98	10.80	3	Vertical	289	1.92	-	30.22
PK	11.0964G	58.89	74.00	-15.11	14.39	3	Vertical	42	1.91	-	44.50
AV	11.10248G	46.79	54.00	-7.21	14.39	3	Vertical	42	1.91	-	32.40

802.11ac VHT40_Nss1,(MCS0)_2TX

05/09/2019

5550MHz_TX



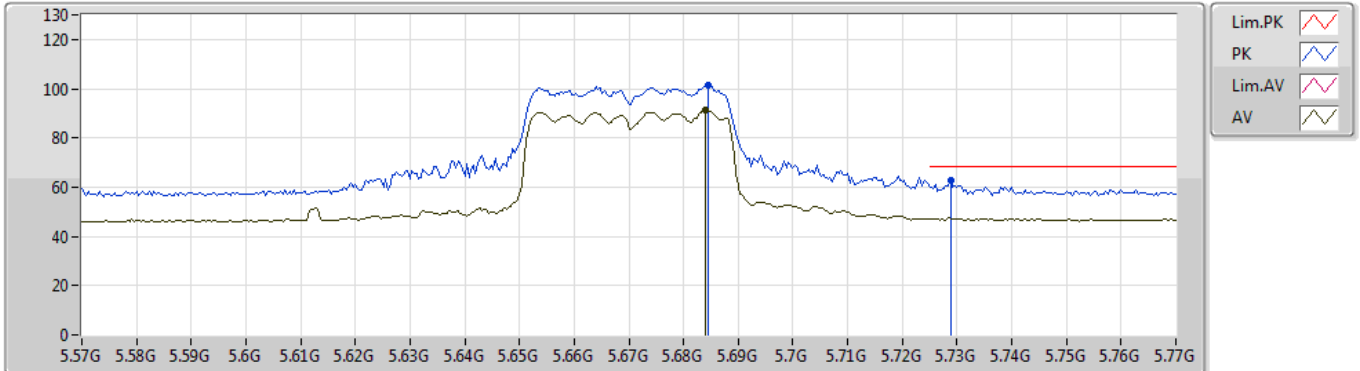
EUT_Z_2TX
Setting 21
02-B-4
FSU(100015)

Type	Freq (Hz)	Level (dBuV/m)	Limit (dBuV/m)	Margin (dB)	Factor (dB)	Dist (m)	Condition	Azimuth (°)	Height (m)	Comment	Raw (dBuV)
PK	7.4001G	51.48	74.00	-22.52	10.80	3	Horizontal	268	1.77	-	40.68
AV	7.39992G	42.44	54.00	-11.56	10.80	3	Horizontal	268	1.77	-	31.64
PK	11.09624G	61.57	74.00	-12.43	14.39	3	Horizontal	298	1.53	-	47.18
AV	11.0956G	48.77	54.00	-5.23	14.39	3	Horizontal	298	1.53	-	34.38

802.11ac VHT40_Nss1,(MCS0)_2TX

05/09/2019

5670MHz_TX



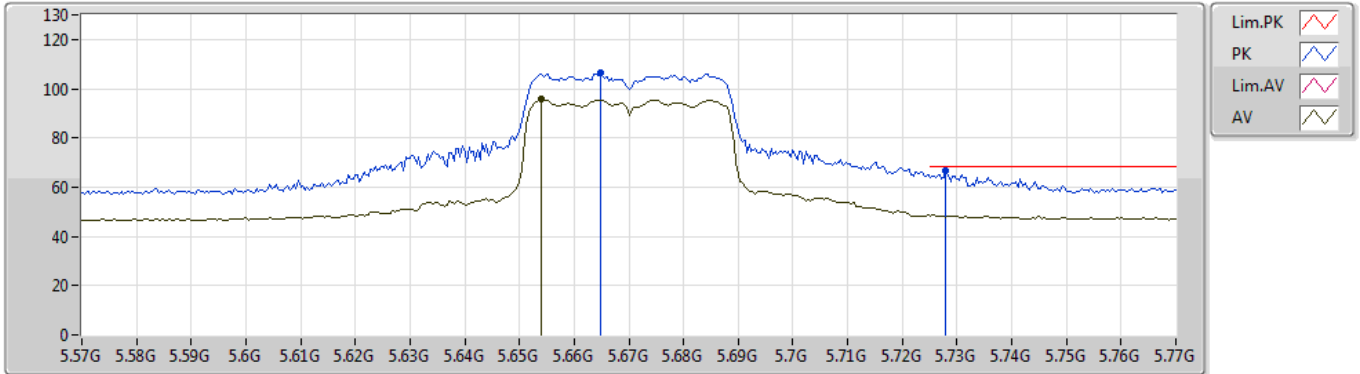
EUT Z_2TX
Setting 15
02-B-4-10
FSU(100015)

Type	Freq (Hz)	Level (dBuV/m)	Limit (dBuV/m)	Margin (dB)	Factor (dB)	Dist (m)	Condition	Azimuth (°)	Height (m)	Comment	Raw (dBuV)
PK	5.6844G	101.59	Inf	-Inf	8.72	3	Vertical	300	1.63	-	92.87
AV	5.684G	91.22	Inf	-Inf	8.72	3	Vertical	300	1.63	-	82.50
PK	5.7288G	62.88	68.20	-5.32	8.80	3	Vertical	300	1.63	-	54.08

802.11ac VHT40_Nss1,(MCS0)_2TX

05/09/2019

5670MHz_TX



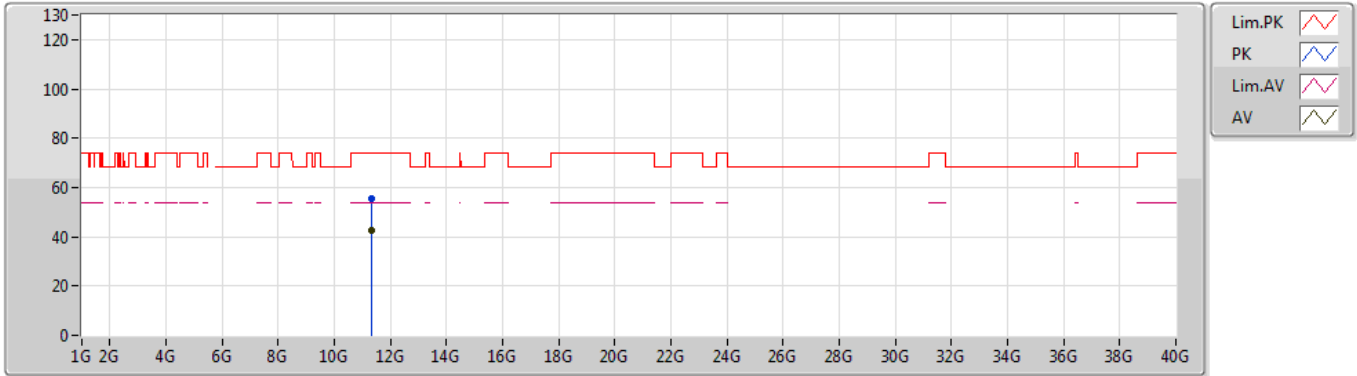
EUT Z_2TX
 Setting 15
 02-B-4-10
 FSU(100015)

Type	Freq (Hz)	Level (dBuV/m)	Limit (dBuV/m)	Margin (dB)	Factor (dB)	Dist (m)	Condition	Azimuth (°)	Height (m)	Comment	Raw (dBuV)
PK	5.6648G	106.27	Inf	-Inf	8.69	3	Horizontal	287	2.01	-	97.58
AV	5.654G	95.55	Inf	-Inf	8.67	3	Horizontal	287	2.01	-	86.88
PK	5.728G	66.48	68.20	-1.72	8.80	3	Horizontal	287	2.01	-	57.68

802.11ac VHT40_Nss1,(MCS0)_2TX

05/09/2019

5670MHz_TX



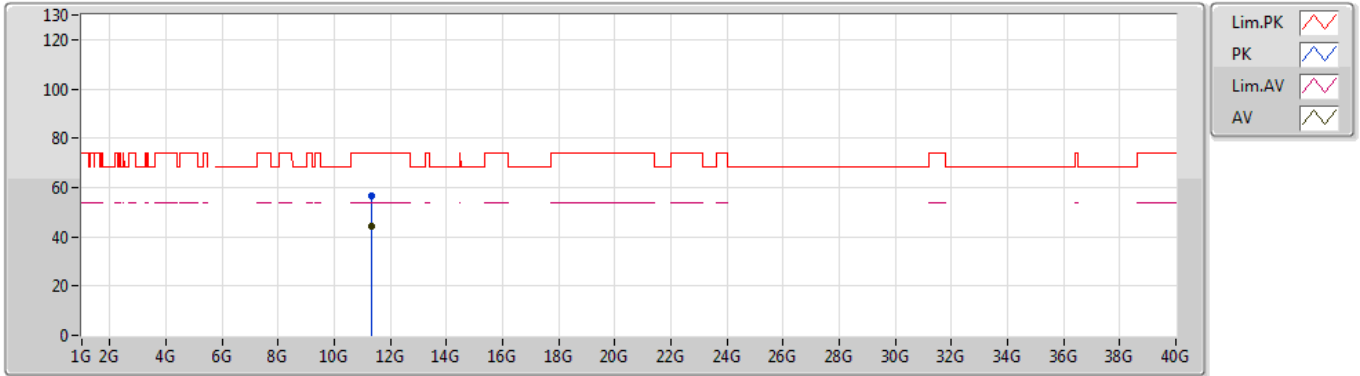
EUT_Z_2TX
Setting 15
02-B-4
FSU(100015)

Type	Freq (Hz)	Level (dBuV/m)	Limit (dBuV/m)	Margin (dB)	Factor (dB)	Dist (m)	Condition	Azimuth (°)	Height (m)	Comment	Raw (dBuV)
PK	11.34624G	55.75	74.00	-18.25	14.71	3	Vertical	293	1.46	-	41.04
AV	11.3458G	42.69	54.00	-11.31	14.71	3	Vertical	293	1.46	-	27.98

802.11ac VHT40_Nss1,(MCS0)_2TX

05/09/2019

5670MHz_TX



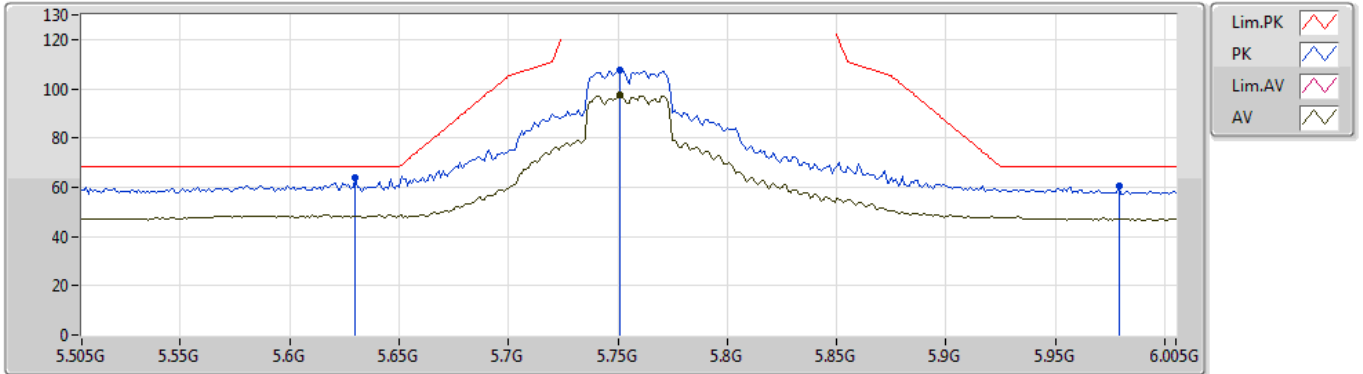
EUT_Z_2TX
Setting 15
02-B-4
FSU(100015)

Type	Freq (Hz)	Level (dBuV/m)	Limit (dBuV/m)	Margin (dB)	Factor (dB)	Dist (m)	Condition	Azimuth (°)	Height (m)	Comment	Raw (dBuV)
PK	11.34024G	56.79	74.00	-17.21	14.70	3	Horizontal	286	1.40	-	42.09
AV	11.3408G	44.23	54.00	-9.77	14.70	3	Horizontal	286	1.40	-	29.53

802.11ac VHT40_Nss1,(MCS0)_2TX

05/09/2019

5755MHz_TX



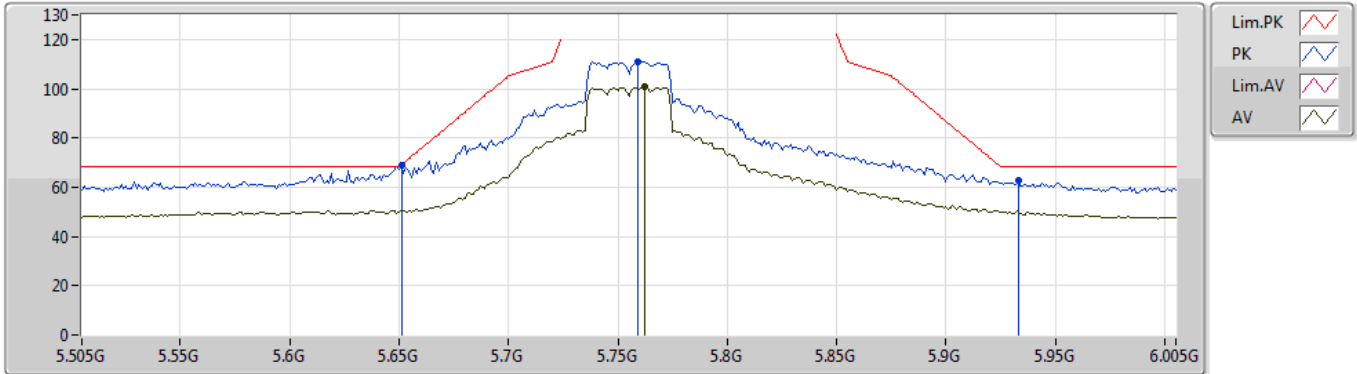
EUT_Z_2TX
Setting 22
02-B-4-10
FSU(100015)

Type	Freq (Hz)	Level (dBuV/m)	Limit (dBuV/m)	Margin (dB)	Factor (dB)	Dist (m)	Condition	Azimuth (°)	Height (m)	Comment	Raw (dBuV)
PK	5.63G	63.60	68.20	-4.60	8.63	3	Vertical	174	2.09	-	54.97
PK	5.751G	107.31	Inf	-Inf	8.83	3	Vertical	174	2.09	-	98.48
AV	5.751G	97.55	Inf	-Inf	8.83	3	Vertical	174	2.09	-	88.72
PK	5.979G	60.24	68.20	-7.96	8.94	3	Vertical	174	2.09	-	51.30

802.11ac VHT40_Nss1,(MCS0)_2TX

05/09/2019

5755MHz_TX



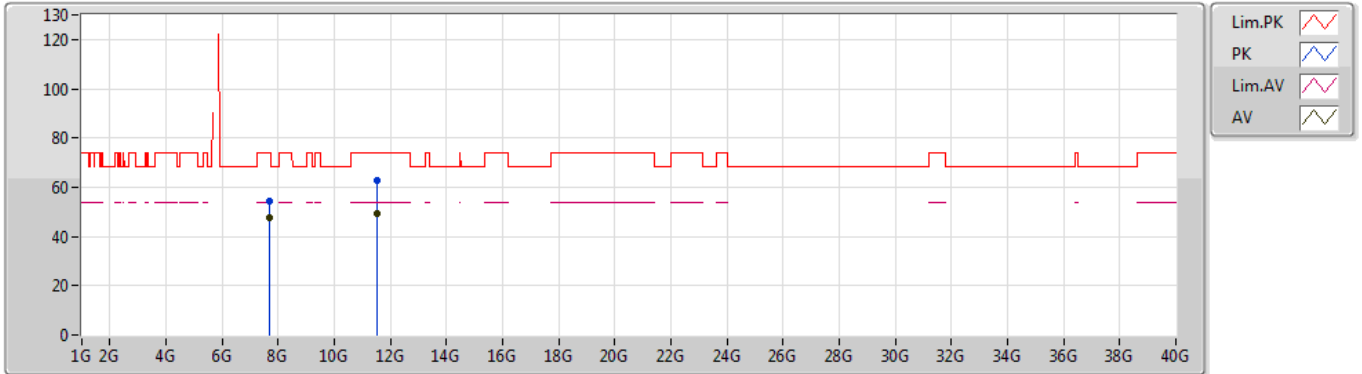
EUT_Z_2TX
Setting 22
02-B-4-10
FSU(100015)

Type	Freq (Hz)	Level (dBuV/m)	Limit (dBuV/m)	Margin (dB)	Factor (dB)	Dist (m)	Condition	Azimuth (°)	Height (m)	Comment	Raw (dBuV)
PK	5.651G	68.68	68.94	-0.26	8.66	3	Horizontal	293	2.08	-	60.02
PK	5.759G	110.84	Inf	-Inf	8.85	3	Horizontal	293	2.08	-	101.99
AV	5.762G	100.68	Inf	-Inf	8.85	3	Horizontal	293	2.08	-	91.83
PK	5.933G	62.71	68.20	-5.49	8.93	3	Horizontal	293	2.08	-	53.78

802.11ac VHT40_Nss1,(MCS0)_2TX

05/09/2019

5755MHz_TX



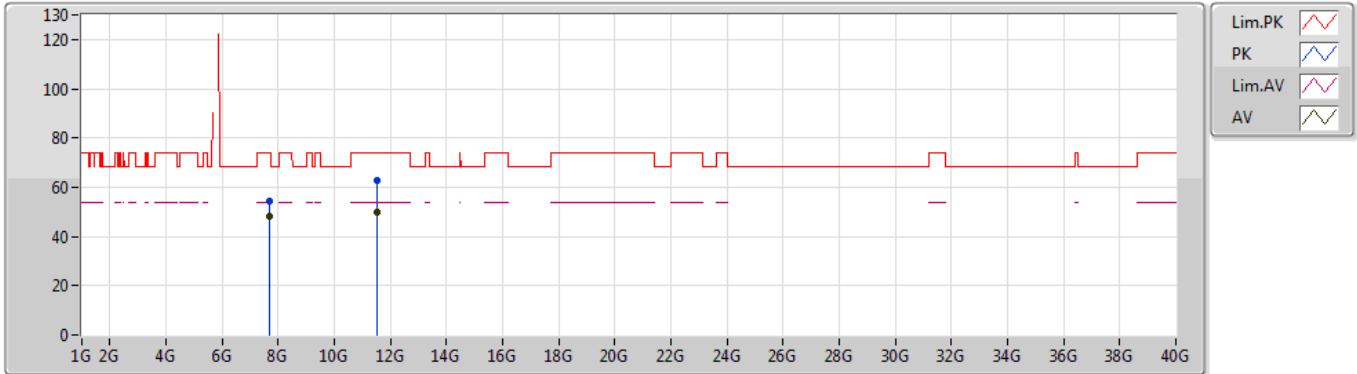
EUT_Z_2TX
Setting 22
02-B-4
FSU(100015)

Type	Freq (Hz)	Level (dBuV/m)	Limit (dBuV/m)	Margin (dB)	Factor (dB)	Dist (m)	Condition	Azimuth (°)	Height (m)	Comment	Raw (dBuV)
PK	7.67311G	54.15	74.00	-19.85	11.19	3	Vertical	294	1.86	-	42.96
AV	7.67312G	47.86	54.00	-6.14	11.19	3	Vertical	294	1.86	-	36.67
PK	11.50936G	62.76	74.00	-11.24	14.92	3	Vertical	42	1.95	-	47.84
AV	11.5076G	49.29	54.00	-4.71	14.92	3	Vertical	42	1.95	-	34.37

802.11ac VHT40_Nss1,(MCS0)_2TX

05/09/2019

5755MHz_TX



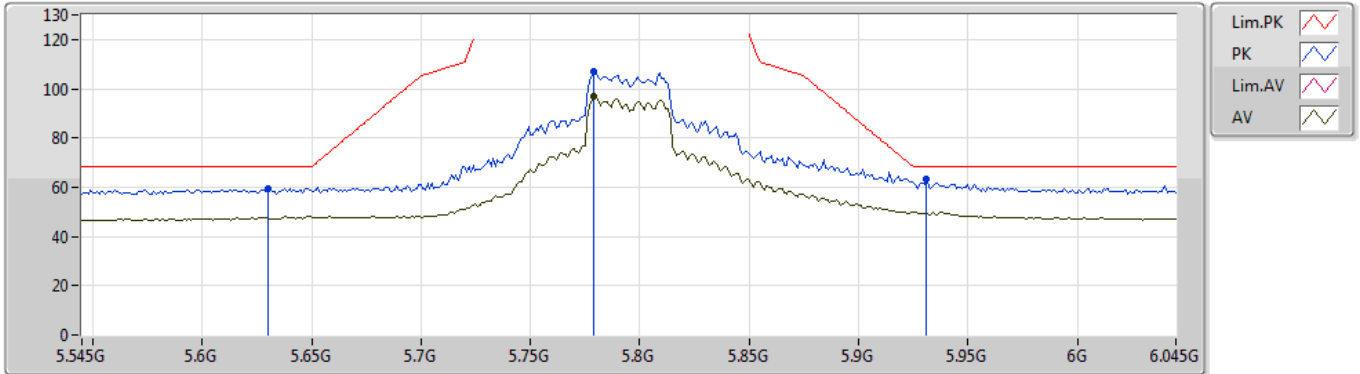
EUT_Z_2TX
 Setting 22
 02-B-4
 FSU(100015)

Type	Freq (Hz)	Level (dBuV/m)	Limit (dBuV/m)	Margin (dB)	Factor (dB)	Dist (m)	Condition	Azimuth (°)	Height (m)	Comment	Raw (dBuV)
PK	7.67316G	54.17	74.00	-19.83	11.19	3	Horizontal	335	1.49	-	42.98
AV	7.67316G	47.97	54.00	-6.03	11.19	3	Horizontal	335	1.49	-	36.78
PK	11.51096G	62.69	74.00	-11.31	14.92	3	Horizontal	289	1.61	-	47.77
AV	11.50872G	50.12	54.00	-3.88	14.92	3	Horizontal	289	1.61	-	35.20

802.11ac VHT40_Nss1,(MCS0)_2TX

05/09/2019

5795MHz_TX



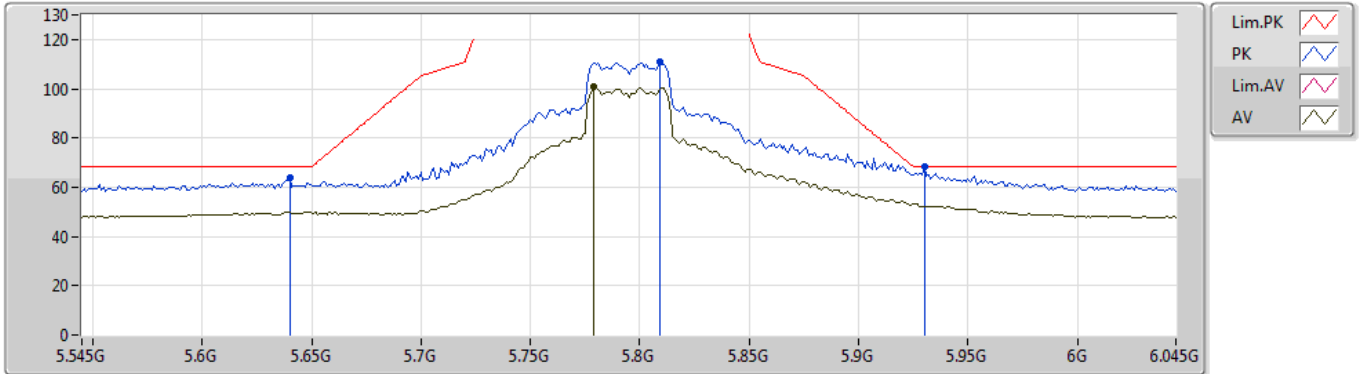
EUT_Z_2TX
Setting 21
02-B-4-10
FSU(100015)

Type	Freq (Hz)	Level (dBuV/m)	Limit (dBuV/m)	Margin (dB)	Factor (dB)	Dist (m)	Condition	Azimuth (°)	Height (m)	Comment	Raw (dBuV)
PK	5.63G	59.51	68.20	-8.69	8.63	3	Vertical	300	1.25	-	50.88
PK	5.779G	106.91	Inf	-Inf	8.87	3	Vertical	300	1.25	-	98.04
AV	5.779G	96.88	Inf	-Inf	8.87	3	Vertical	300	1.25	-	88.01
PK	5.931G	63.25	68.20	-4.95	8.93	3	Vertical	300	1.25	-	54.32

802.11ac VHT40_Nss1,(MCS0)_2TX

05/09/2019

5795MHz_TX



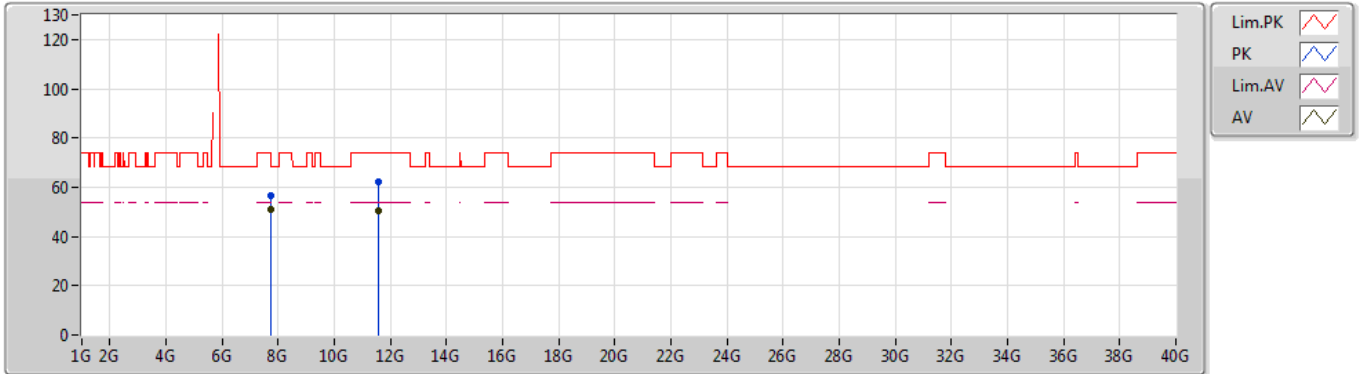
EUT_Z_2TX
Setting 21
02-B-4-10
FSU(100015)

Type	Freq (Hz)	Level (dBuV/m)	Limit (dBuV/m)	Margin (dB)	Factor (dB)	Dist (m)	Condition	Azimuth (°)	Height (m)	Comment	Raw (dBuV)
PK	5.64G	63.76	68.20	-4.44	8.65	3	Horizontal	291	1.98	-	55.11
PK	5.809G	110.84	Inf	-Inf	8.91	3	Horizontal	291	1.98	-	101.93
AV	5.779G	100.62	Inf	-Inf	8.87	3	Horizontal	291	1.98	-	91.75
PK	5.93G	68.14	68.20	-0.06	8.93	3	Horizontal	291	1.98	-	59.21

802.11ac VHT40_Nss1,(MCS0)_2TX

05/09/2019

5795MHz_TX



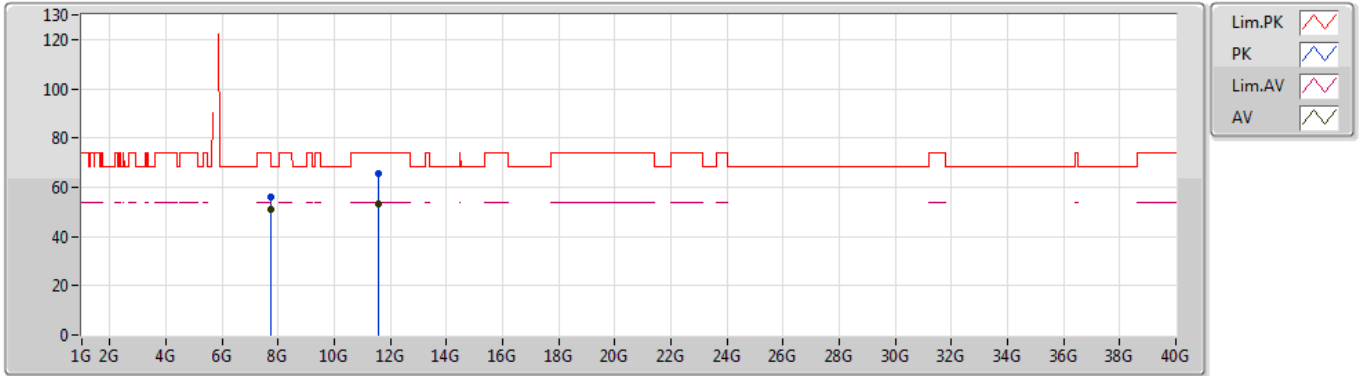
EUT_Z_2TX
Setting 21
02-B-4
FSU(100015)

Type	Freq (Hz)	Level (dBuV/m)	Limit (dBuV/m)	Margin (dB)	Factor (dB)	Dist (m)	Condition	Azimuth (°)	Height (m)	Comment	Raw (dBuV)
PK	7.72647G	56.38	74.00	-17.62	11.23	3	Vertical	299	1.67	-	45.15
AV	7.7265G	51.11	54.00	-2.89	11.23	3	Vertical	299	1.67	-	39.88
PK	11.5908G	62.38	74.00	-11.62	15.02	3	Vertical	103	1.87	-	47.36
AV	11.58856G	50.28	54.00	-3.72	15.02	3	Vertical	103	1.87	-	35.26

802.11ac VHT40_Nss1,(MCS0)_2TX

05/09/2019

5795MHz_TX



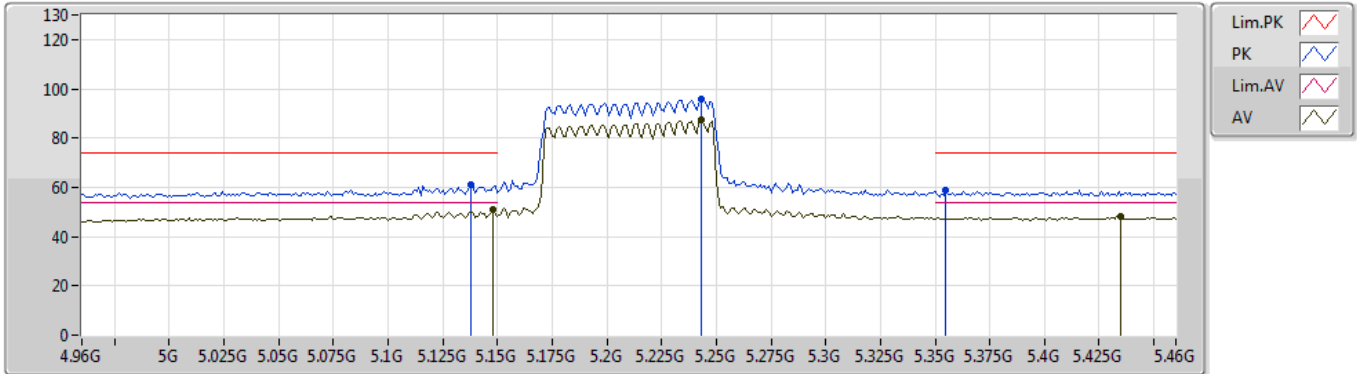
EUT_Z_2TX
 Setting 21
 02-B-4
 FSU(100015)

Type	Freq (Hz)	Level (dBuV/m)	Limit (dBuV/m)	Margin (dB)	Factor (dB)	Dist (m)	Condition	Azimuth (°)	Height (m)	Comment	Raw (dBuV)
PK	7.72645G	56.31	74.00	-17.69	11.23	3	Horizontal	335	1.44	-	45.08
AV	7.72647G	51.13	54.00	-2.87	11.23	3	Horizontal	335	1.44	-	39.90
PK	11.59088G	65.82	74.00	-8.18	15.02	3	Horizontal	298	1.67	-	50.80
AV	11.58888G	53.07	54.00	-0.93	15.02	3	Horizontal	298	1.67	-	38.05

802.11ac VHT80_Nss1,(MCS0)_2TX

05/09/2019

5210MHz_TX



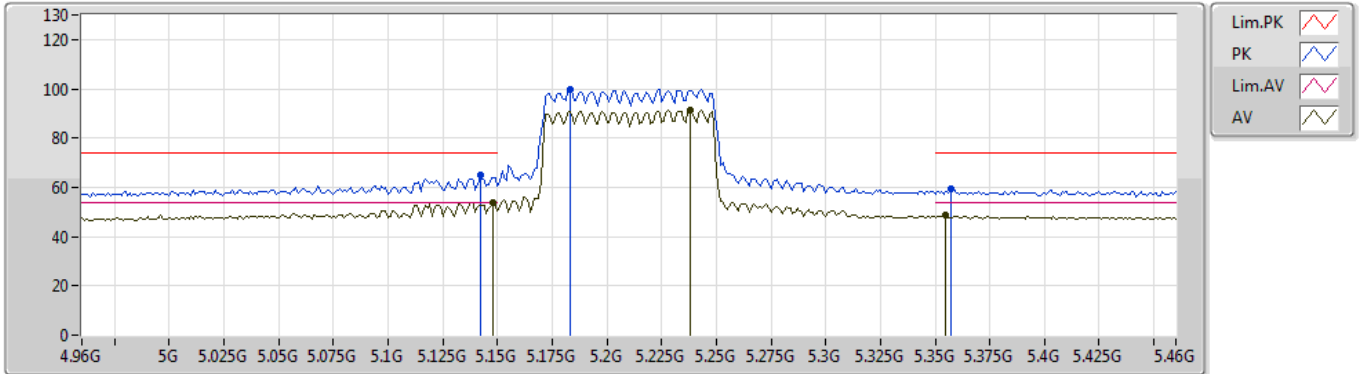
EUT_Z_2TX
Setting 6
02-K-5-10
FSU(100015)

Type	Freq (Hz)	Level (dBuV/m)	Limit (dBuV/m)	Margin (dB)	Factor (dB)	Dist (m)	Condition	Azimuth (°)	Height (m)	Comment	Raw (dBuV)
PK	5.138G	61.10	74.00	-12.90	7.92	3	Vertical	159	2.16	-	53.18
AV	5.148G	50.77	54.00	-3.23	7.94	3	Vertical	159	2.16	-	42.83
PK	5.243G	95.57	Inf	-Inf	8.12	3	Vertical	159	2.16	-	87.45
AV	5.243G	87.42	Inf	-Inf	8.12	3	Vertical	159	2.16	-	79.30
PK	5.355G	58.73	74.00	-15.27	8.28	3	Vertical	159	2.16	-	50.45
AV	5.435G	48.08	54.00	-5.92	8.41	3	Vertical	159	2.16	-	39.67

802.11ac VHT80_Nss1,(MCS0)_2TX

05/09/2019

5210MHz_TX



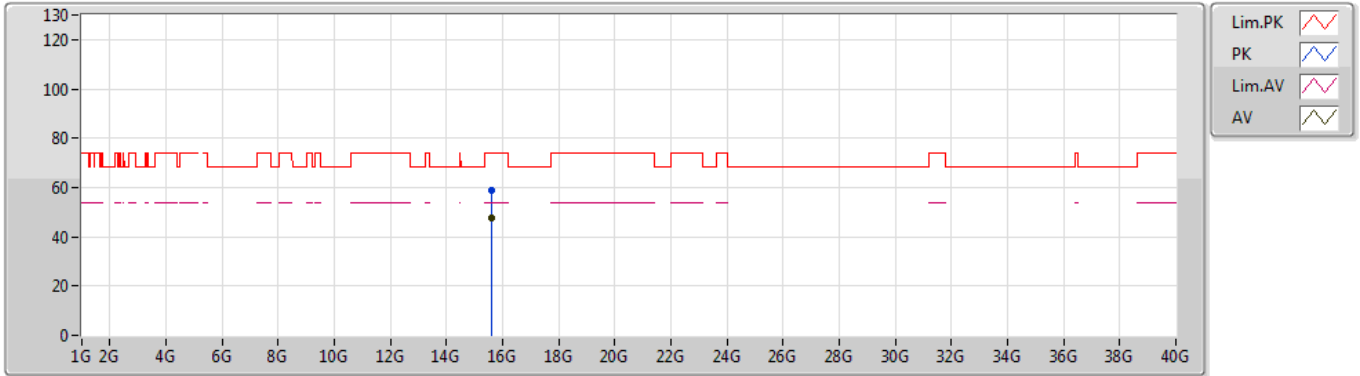
EUT_Z_2TX
Setting 6
02-B-4-10
FSU(100015)

Type	Freq (Hz)	Level (dBuV/m)	Limit (dBuV/m)	Margin (dB)	Factor (dB)	Dist (m)	Condition	Azimuth (°)	Height (m)	Comment	Raw (dBuV)
PK	5.142G	65.24	74.00	-8.76	7.94	3	Horizontal	302	1.97	-	57.30
AV	5.148G	53.80	54.00	-0.20	7.94	3	Horizontal	302	1.97	-	45.86
PK	5.183G	99.83	Inf	-Inf	8.02	3	Horizontal	302	1.97	-	91.81
AV	5.238G	91.50	Inf	-Inf	8.12	3	Horizontal	302	1.97	-	83.38
PK	5.357G	59.28	74.00	-14.72	8.28	3	Horizontal	302	1.97	-	51.00
AV	5.355G	48.54	54.00	-5.46	8.28	3	Horizontal	302	1.97	-	40.26

802.11ac VHT80_Nss1,(MCS0)_2TX

05/09/2019

5210MHz_TX



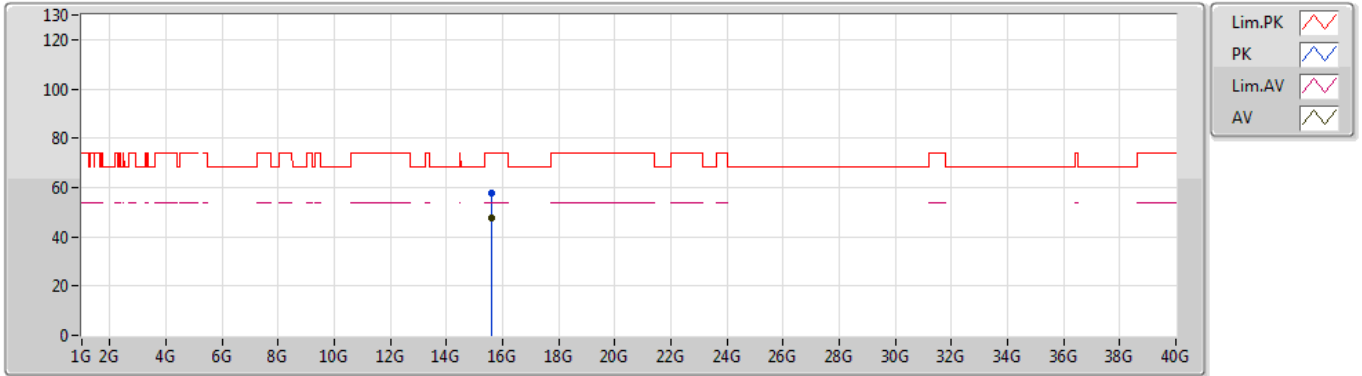
EUT_Z_2TX
Setting 6
02-B-4
FSU(100015)

Type	Freq (Hz)	Level (dBuV/m)	Limit (dBuV/m)	Margin (dB)	Factor (dB)	Dist (m)	Condition	Azimuth (°)	Height (m)	Comment	Raw (dBuV)
PK	15.62368G	59.08	74.00	-14.92	15.85	3	Vertical	289	1.68	-	43.23
AV	15.62888G	47.70	54.00	-6.30	15.84	3	Vertical	289	1.68	-	31.86

802.11ac VHT80_Nss1,(MCS0)_2TX

05/09/2019

5210MHz_TX



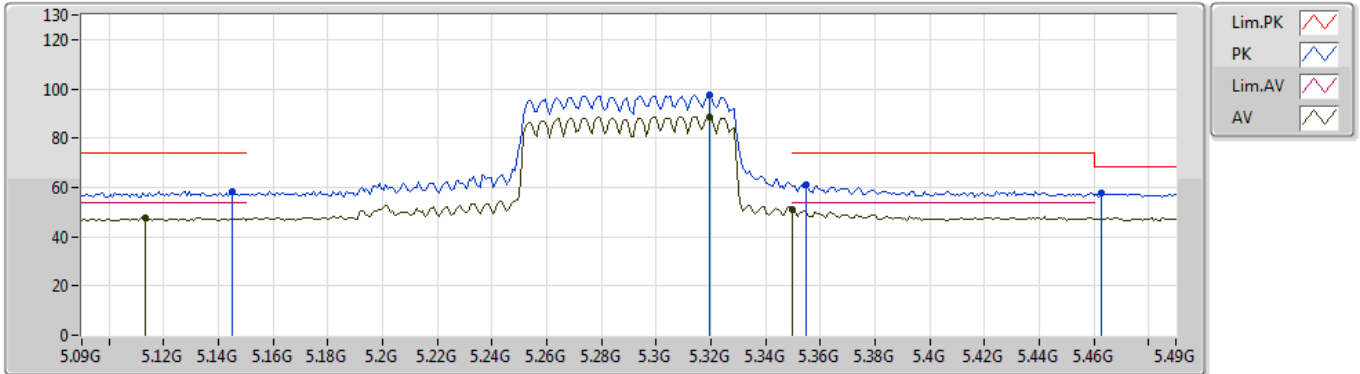
EUT_Z_2TX
Setting 6
02-B-4
FSU(100015)

Type	Freq (Hz)	Level (dBuV/m)	Limit (dBuV/m)	Margin (dB)	Factor (dB)	Dist (m)	Condition	Azimuth (°)	Height (m)	Comment	Raw (dBuV)
PK	15.61256G	57.59	74.00	-16.41	15.87	3	Horizontal	43	2.05	-	41.72
AV	15.61744G	47.41	54.00	-6.59	15.86	3	Horizontal	43	2.05	-	31.55

802.11ac VHT80_Nss1,(MCS0)_2TX

05/09/2019

5290MHz_TX



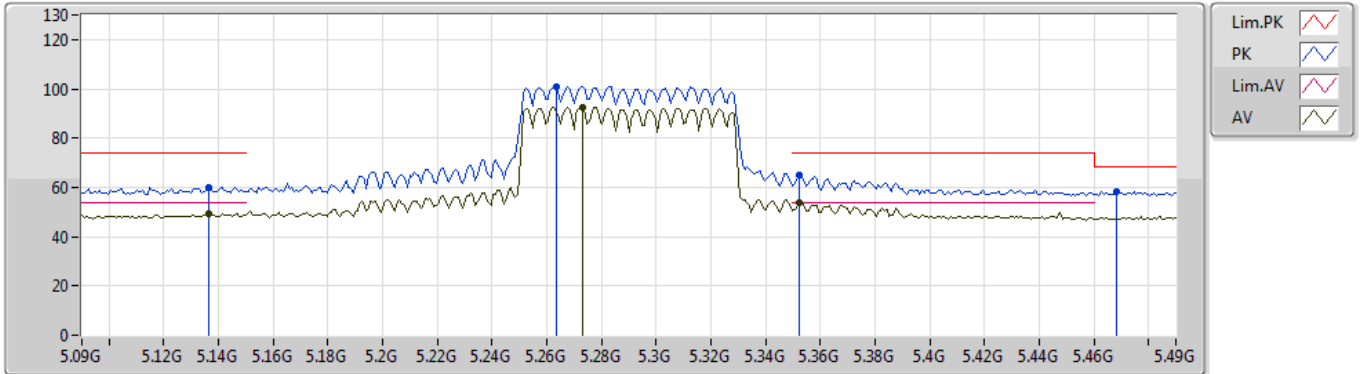
EUT_Z_2TX
Setting 8
02-B-4-10
FSU(100015)

Type	Freq (Hz)	Level (dBuV/m)	Limit (dBuV/m)	Margin (dB)	Factor (dB)	Dist (m)	Condition	Azimuth (°)	Height (m)	Comment	Raw (dBuV)
PK	5.1452G	58.55	74.00	-15.45	7.94	3	Vertical	170	2.46	-	50.61
AV	5.1132G	47.61	54.00	-6.39	7.86	3	Vertical	170	2.46	-	39.75
PK	5.3196G	97.49	Inf	-Inf	8.23	3	Vertical	170	2.46	-	89.26
AV	5.3196G	88.64	Inf	-Inf	8.23	3	Vertical	170	2.46	-	80.41
PK	5.3548G	61.28	74.00	-12.72	8.28	3	Vertical	170	2.46	-	53.00
AV	5.35G	51.19	54.00	-2.81	8.28	3	Vertical	170	2.46	-	42.91
PK	5.4628G	57.79	68.20	-10.41	8.45	3	Vertical	170	2.46	-	49.34

802.11ac VHT80_Nss1,(MCS0)_2TX

05/09/2019

5290MHz_TX



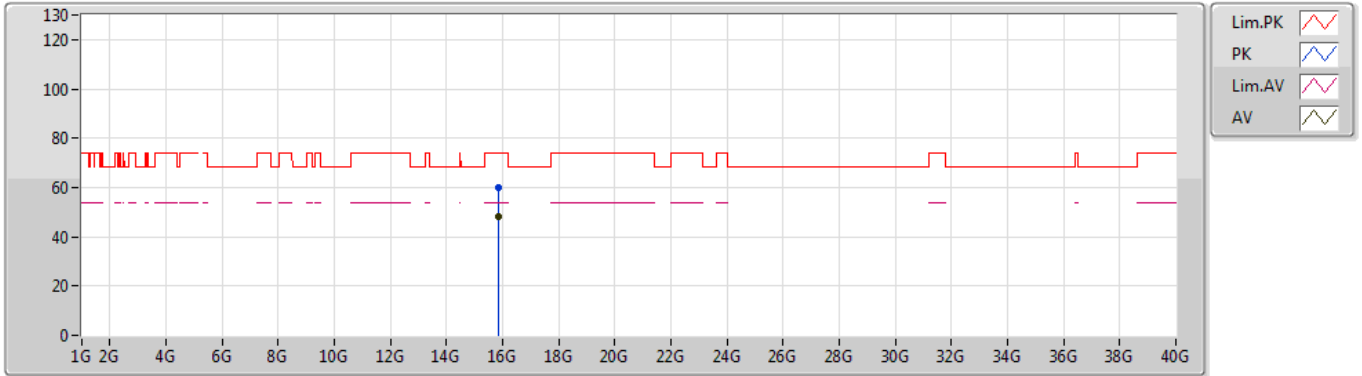
EUT_Z_2TX
Setting 8
02-B-4-10
FSU(100015)

Type	Freq (Hz)	Level (dBuV/m)	Limit (dBuV/m)	Margin (dB)	Factor (dB)	Dist (m)	Condition	Azimuth (°)	Height (m)	Comment	Raw (dBuV)
PK	5.1364G	60.01	74.00	-13.99	7.92	3	Horizontal	304	2.03	-	52.09
AV	5.1364G	49.44	54.00	-4.56	7.92	3	Horizontal	304	2.03	-	41.52
PK	5.2636G	101.13	Inf	-Inf	8.16	3	Horizontal	304	2.03	-	92.97
AV	5.2732G	92.51	Inf	-Inf	8.17	3	Horizontal	304	2.03	-	84.34
PK	5.3524G	65.03	74.00	-8.97	8.28	3	Horizontal	304	2.03	-	56.75
AV	5.3524G	53.76	54.00	-0.24	8.28	3	Horizontal	304	2.03	-	45.48
PK	5.4684G	58.43	68.20	-9.77	8.46	3	Horizontal	304	2.03	-	49.97

802.11ac VHT80_Nss1,(MCS0)_2TX

05/09/2019

5290MHz_TX



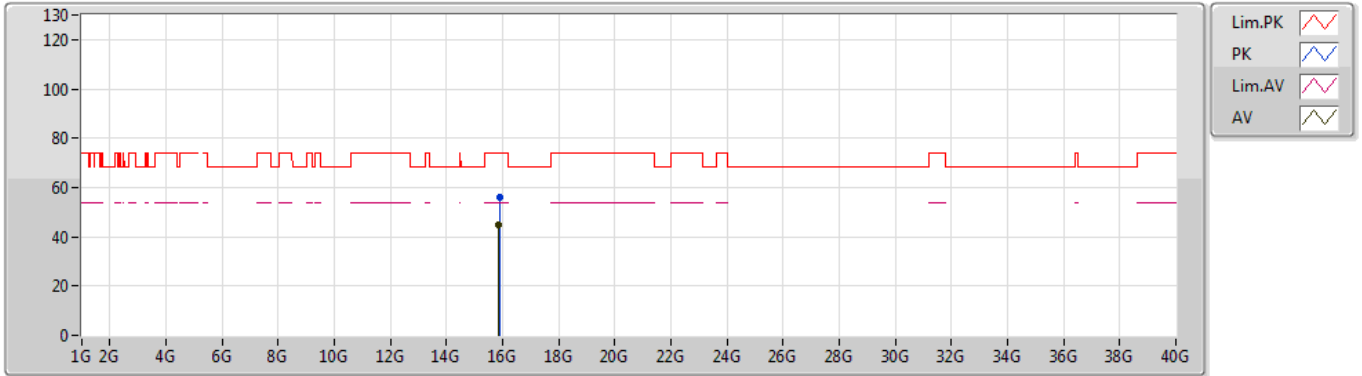
EUT_Z_2TX
Setting 8
02-B-4
FSU(100015)

Type	Freq (Hz)	Level (dBuV/m)	Limit (dBuV/m)	Margin (dB)	Factor (dB)	Dist (m)	Condition	Azimuth (°)	Height (m)	Comment	Raw (dBuV)
PK	15.87452G	59.79	74.00	-14.21	15.19	3	Vertical	306	2.41	-	44.60
AV	15.87432G	48.41	54.00	-5.59	15.19	3	Vertical	306	2.41	-	33.22

802.11ac VHT80_Nss1,(MCS0)_2TX

05/09/2019

5290MHz_TX



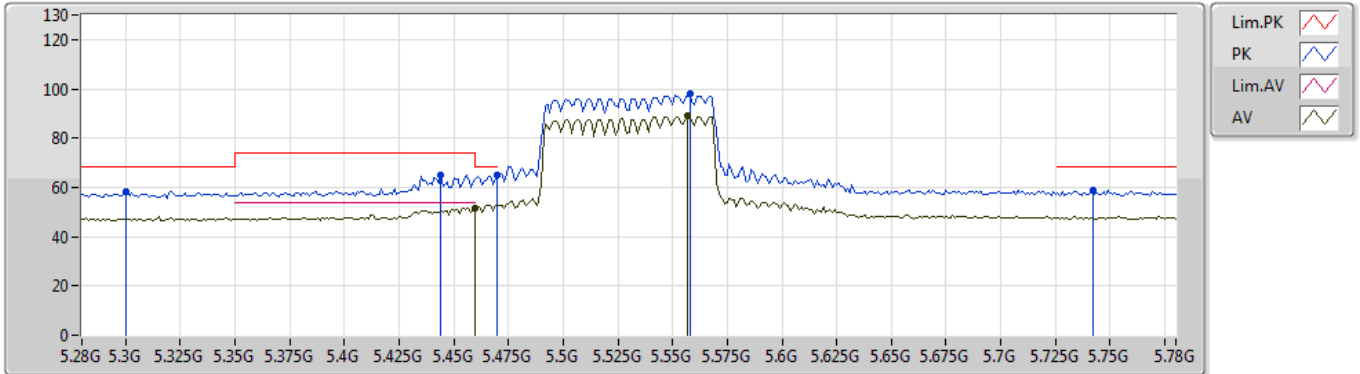
EUT_Z_2TX
Setting 8
02-B-4
FSU(100015)

Type	Freq (Hz)	Level (dBuV/m)	Limit (dBuV/m)	Margin (dB)	Factor (dB)	Dist (m)	Condition	Azimuth (°)	Height (m)	Comment	Raw (dBuV)
PK	15.88088G	55.85	74.00	-18.15	15.18	3	Horizontal	35	2.05	-	40.67
AV	15.87568G	44.72	54.00	-9.28	15.19	3	Horizontal	35	2.05	-	29.53

802.11ac VHT80_Nss1,(MCS0)_2TX

05/09/2019

5530MHz_TX



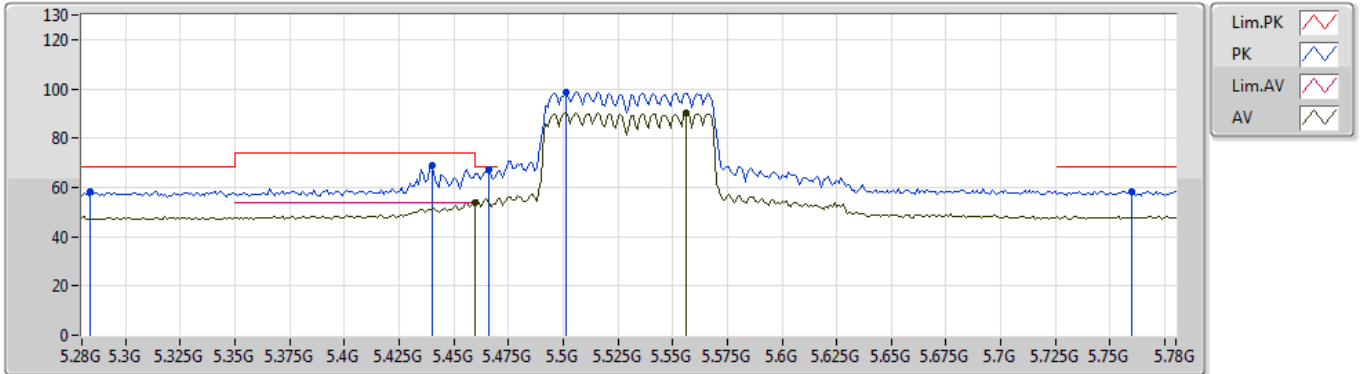
EUT_Z_2TX
Setting 10
02-B-4-10
FSU(100015)

Type	Freq (Hz)	Level (dBuV/m)	Limit (dBuV/m)	Margin (dB)	Factor (dB)	Dist (m)	Condition	Azimuth (°)	Height (m)	Comment	Raw (dBuV)
PK	5.3G	58.54	68.20	-9.66	8.21	3	Vertical	169	2.10	-	50.33
PK	5.444G	64.87	74.00	-9.13	8.42	3	Vertical	169	2.10	-	56.45
PK	5.47G	65.28	68.20	-2.92	8.46	3	Vertical	169	2.10	-	56.82
AV	5.46G	51.69	54.00	-2.31	8.45	3	Vertical	169	2.10	-	43.24
PK	5.558G	97.85	Inf	-Inf	8.55	3	Vertical	169	2.10	-	89.30
AV	5.557G	89.27	Inf	-Inf	8.55	3	Vertical	169	2.10	-	80.72
PK	5.742G	59.07	68.20	-9.13	8.81	3	Vertical	169	2.10	-	50.26

802.11ac VHT80_Nss1,(MCS0)_2TX

05/09/2019

5530MHz_TX



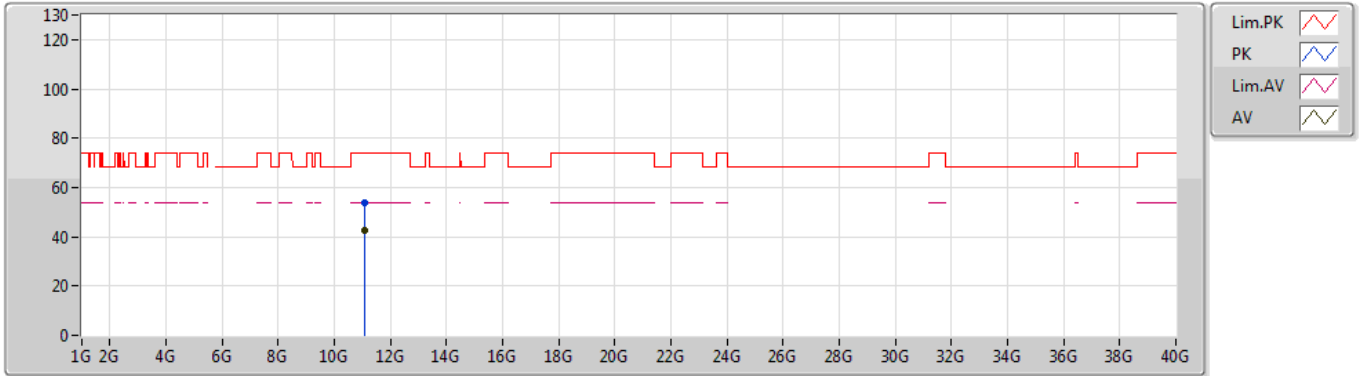
EUT_Z_2TX
Setting 10
02-B-4-10
FSU(100015)

Type	Freq (Hz)	Level (dBuV/m)	Limit (dBuV/m)	Margin (dB)	Factor (dB)	Dist (m)	Condition	Azimuth (°)	Height (m)	Comment	Raw (dBuV)
PK	5.284G	58.32	68.20	-9.88	8.19	3	Horizontal	307	1.99	-	50.13
PK	5.44G	68.77	74.00	-5.23	8.41	3	Horizontal	307	1.99	-	60.36
PK	5.466G	67.22	68.20	-0.98	8.46	3	Horizontal	307	1.99	-	58.76
AV	5.46G	53.84	54.00	-0.16	8.45	3	Horizontal	307	1.99	-	45.39
PK	5.501G	98.49	Inf	-Inf	8.52	3	Horizontal	307	1.99	-	89.97
AV	5.556G	90.12	Inf	-Inf	8.55	3	Horizontal	307	1.99	-	81.57
PK	5.76G	58.52	68.20	-9.68	8.85	3	Horizontal	307	1.99	-	49.67

802.11ac VHT80_Nss1,(MCS0)_2TX

05/09/2019

5530MHz_TX



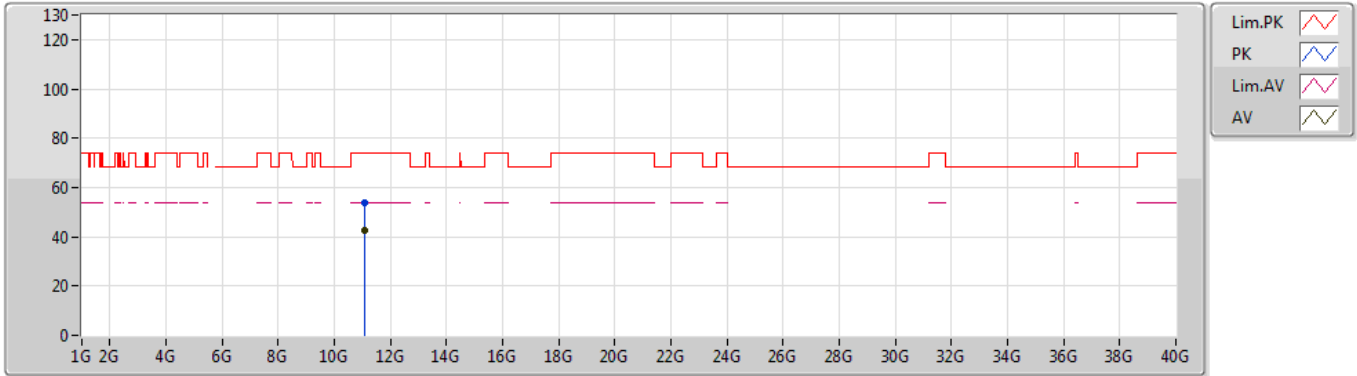
EUT_Z_2TX
Setting 10
02-B-4
FSU(100015)

Type	Freq (Hz)	Level (dBuV/m)	Limit (dBuV/m)	Margin (dB)	Factor (dB)	Dist (m)	Condition	Azimuth (°)	Height (m)	Comment	Raw (dBuV)
PK	11.06168G	53.69	74.00	-20.31	14.34	3	Vertical	291	2.14	-	39.35
AV	11.06104G	42.55	54.00	-11.45	14.34	3	Vertical	291	2.14	-	28.21

802.11ac VHT80_Nss1,(MCS0)_2TX

05/09/2019

5530MHz_TX



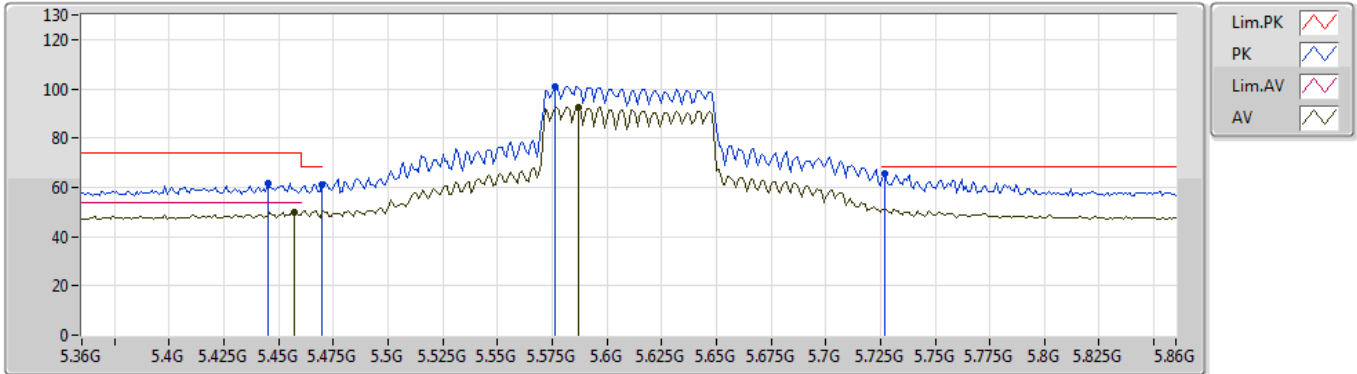
EUT_Z_2TX
Setting 10
02-B-4
FSU(100015)

Type	Freq (Hz)	Level (dBuV/m)	Limit (dBuV/m)	Margin (dB)	Factor (dB)	Dist (m)	Condition	Azimuth (°)	Height (m)	Comment	Raw (dBuV)
PK	11.07128G	53.77	74.00	-20.23	14.36	3	Horizontal	141	1.19	-	39.41
AV	11.07792G	42.52	54.00	-11.48	14.36	3	Horizontal	141	1.19	-	28.16

802.11ac VHT80_Nss1,(MCS0)_2TX

05/09/2019

5610MHz_TX



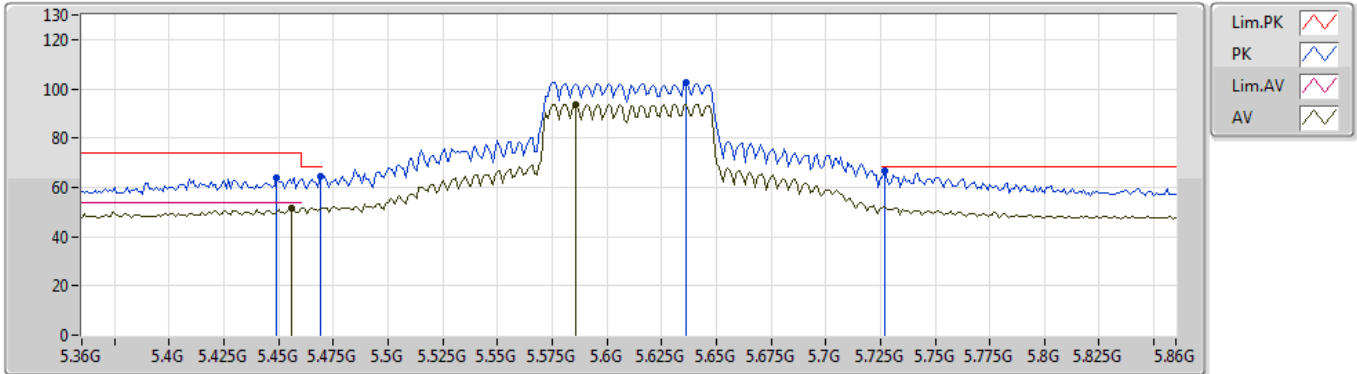
EUT_Z_2TX
Setting 14
02-B-4-10
FSU(100015)

Type	Freq (Hz)	Level (dBuV/m)	Limit (dBuV/m)	Margin (dB)	Factor (dB)	Dist (m)	Condition	Azimuth (°)	Height (m)	Comment	Raw (dBuV)
PK	5.445G	61.42	74.00	-12.58	8.42	3	Vertical	170	2.10	-	53.00
AV	5.457G	49.87	54.00	-4.13	8.44	3	Vertical	170	2.10	-	41.43
PK	5.47G	61.13	68.20	-7.07	8.46	3	Vertical	170	2.10	-	52.67
PK	5.576G	100.97	Inf	-Inf	8.57	3	Vertical	170	2.10	-	92.40
AV	5.587G	92.63	Inf	-Inf	8.57	3	Vertical	170	2.10	-	84.06
PK	5.727G	65.53	68.20	-2.67	8.80	3	Vertical	170	2.10	-	56.73

802.11ac VHT80_Nss1,(MCS0)_2TX

05/09/2019

5610MHz_TX



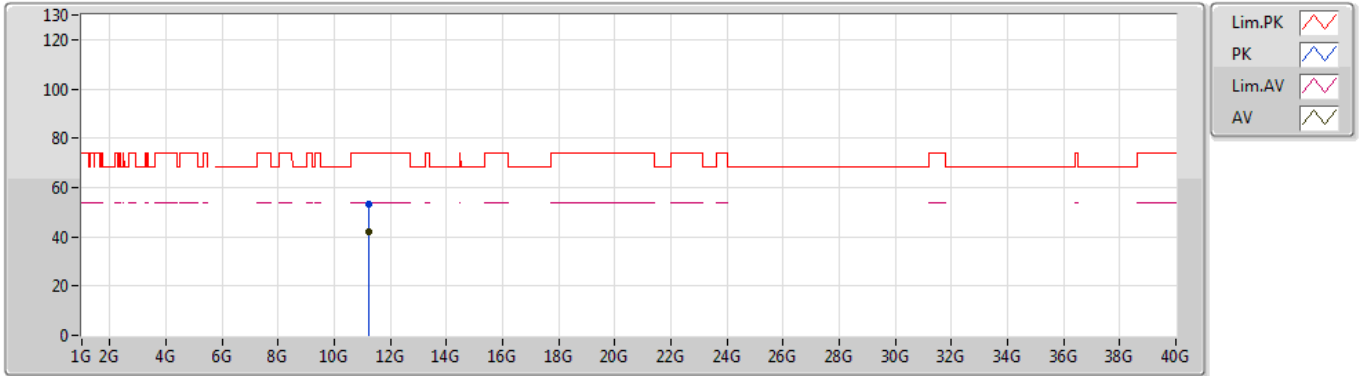
EUT_Z_2TX
Setting 14
02-B-4-10
FSU(100015)

Type	Freq (Hz)	Level (dBuV/m)	Limit (dBuV/m)	Margin (dB)	Factor (dB)	Dist (m)	Condition	Azimuth (°)	Height (m)	Comment	Raw (dBuV)
PK	5.449G	63.85	74.00	-10.15	8.42	3	Horizontal	305	2.06	-	55.43
AV	5.456G	51.71	54.00	-2.29	8.44	3	Horizontal	305	2.06	-	43.27
PK	5.469G	64.29	68.20	-3.91	8.46	3	Horizontal	305	2.06	-	55.83
PK	5.636G	102.60	Inf	-Inf	8.64	3	Horizontal	305	2.06	-	93.96
AV	5.586G	93.79	Inf	-Inf	8.57	3	Horizontal	305	2.06	-	85.22
PK	5.727G	66.58	68.20	-1.62	8.80	3	Horizontal	305	2.06	-	57.78

802.11ac VHT80_Nss1,(MCS0)_2TX

05/09/2019

5610MHz_TX



EUT Z_2TX
Setting 14
02-B-4
FSU(100015)

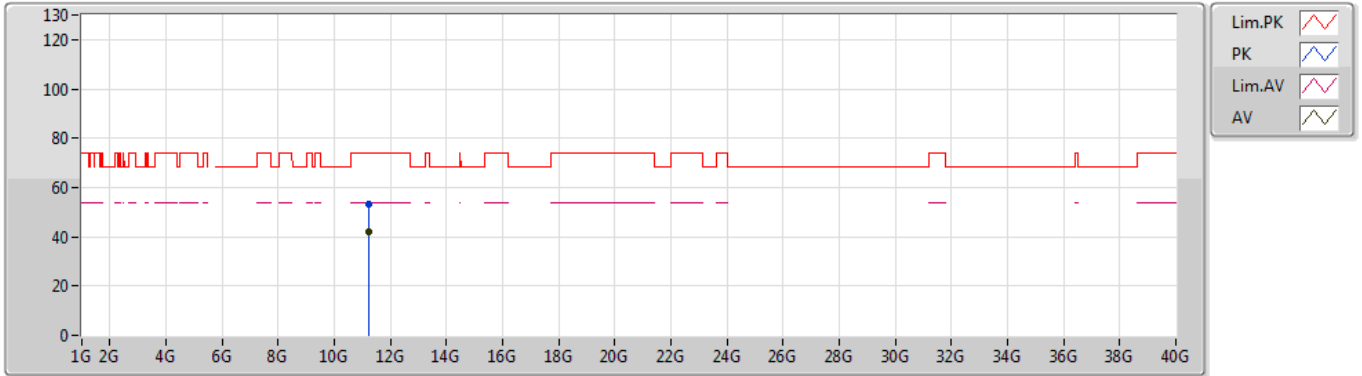
Type	Freq (Hz)	Level (dBuV/m)	Limit (dBuV/m)	Margin (dB)	Factor (dB)	Dist (m)	Condition	Azimuth (°)	Height (m)	Comment	Raw (dBuV)
PK	11.2246G	53.31	74.00	-20.69	14.55	3	Vertical	344	2.03	-	38.76
AV	11.22448G	42.24	54.00	-11.76	14.55	3	Vertical	344	2.03	-	27.69



802.11ac VHT80_Nss1,(MCS0)_2TX

05/09/2019

5610MHz_TX



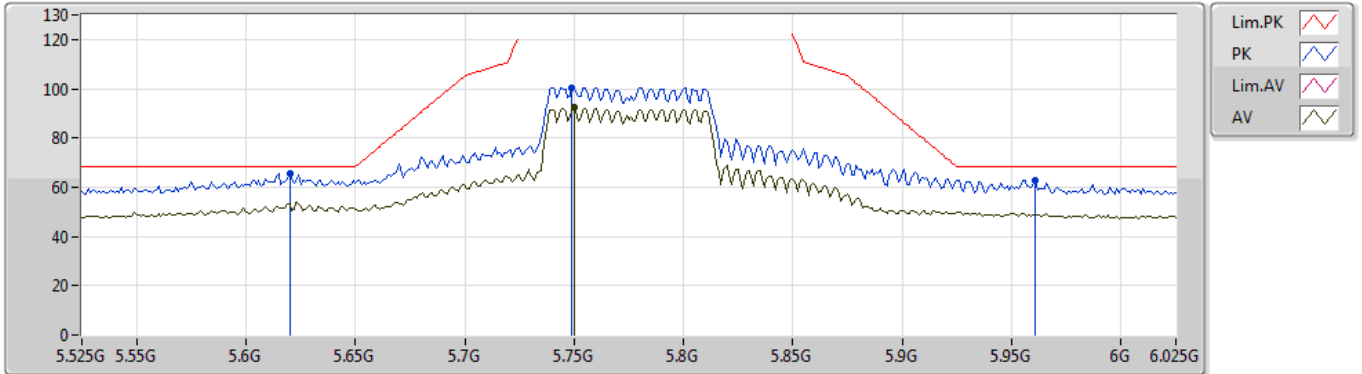
EUT Z_2TX
Setting 14
02-B-4
FSU(100015)

Type	Freq (Hz)	Level (dBuV/m)	Limit (dBuV/m)	Margin (dB)	Factor (dB)	Dist (m)	Condition	Azimuth (°)	Height (m)	Comment	Raw (dBuV)
PK	11.22496G	53.25	74.00	-20.75	14.55	3	Horizontal	250	1.32	-	38.70
AV	11.22472G	42.16	54.00	-11.84	14.55	3	Horizontal	250	1.32	-	27.61

802.11ac VHT80_Nss1,(MCS0)_2TX

05/09/2019

5775MHz_TX



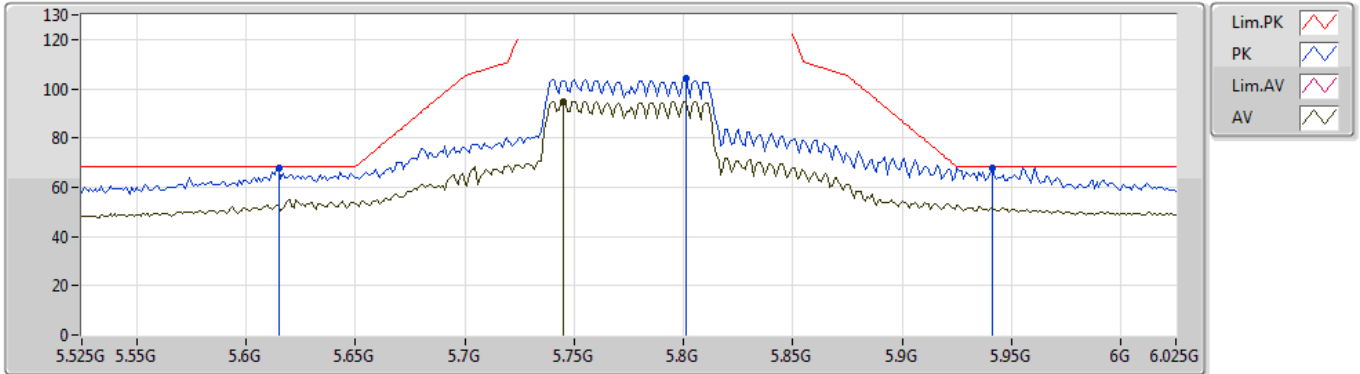
EUT Z_2TX
Setting 15
02-B-4-10
FSU(100015)

Type	Freq (Hz)	Level (dBuV/m)	Limit (dBuV/m)	Margin (dB)	Factor (dB)	Dist (m)	Condition	Azimuth (°)	Height (m)	Comment	Raw (dBuV)
PK	5.62G	65.35	68.20	-2.85	8.61	3	Vertical	167	1.99	-	56.74
PK	5.749G	100.51	Inf	-Inf	8.82	3	Vertical	167	1.99	-	91.69
AV	5.75G	92.64	Inf	-Inf	8.83	3	Vertical	167	1.99	-	83.81
PK	5.961G	62.97	68.20	-5.23	8.93	3	Vertical	167	1.99	-	54.04

802.11ac VHT80_Nss1,(MCS0)_2TX

05/09/2019

5775MHz_TX



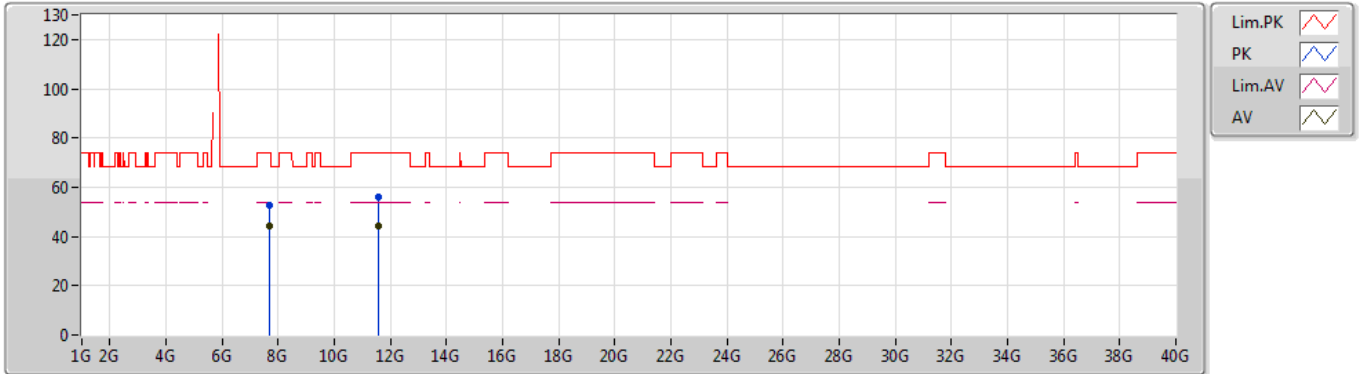
EUT_Z_2TX
Setting 15
02-B-4-10
FSU(100015)

Type	Freq (Hz)	Level (dBuV/m)	Limit (dBuV/m)	Margin (dB)	Factor (dB)	Dist (m)	Condition	Azimuth (°)	Height (m)	Comment	Raw (dBuV)
PK	5.615G	67.68	68.20	-0.52	8.61	3	Horizontal	298	2.08	-	59.07
PK	5.801G	104.16	Inf	-Inf	8.90	3	Horizontal	298	2.08	-	95.26
AV	5.745G	94.91	Inf	-Inf	8.82	3	Horizontal	298	2.08	-	86.09
PK	5.941G	68.03	68.20	-0.17	8.93	3	Horizontal	298	2.08	-	59.10

802.11ac VHT80_Nss1,(MCS0)_2TX

05/09/2019

5775MHz_TX



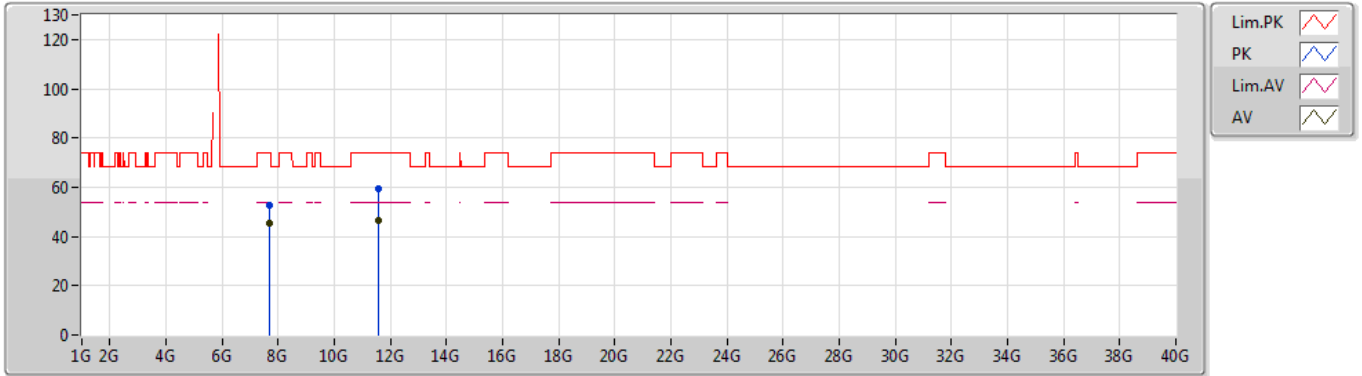
EUT_Z_2TX
Setting 15
02-B-4
FSU(100015)

Type	Freq (Hz)	Level (dBuV/m)	Limit (dBuV/m)	Margin (dB)	Factor (dB)	Dist (m)	Condition	Azimuth (°)	Height (m)	Comment	Raw (dBuV)
PK	7.69975G	52.45	74.00	-21.55	11.21	3	Vertical	313	1.92	-	41.24
AV	7.69987G	44.13	54.00	-9.87	11.21	3	Vertical	313	1.92	-	32.92
PK	11.56856G	56.07	74.00	-17.93	14.99	3	Vertical	42	2.33	-	41.08
AV	11.56856G	44.39	54.00	-9.61	14.99	3	Vertical	42	2.33	-	29.40

802.11ac VHT80_Nss1,(MCS0)_2TX

05/09/2019

5775MHz_TX



EUT_Z_2TX
Setting 15
02-B-4
FSU(100015)

Type	Freq (Hz)	Level (dBuV/m)	Limit (dBuV/m)	Margin (dB)	Factor (dB)	Dist (m)	Condition	Azimuth (°)	Height (m)	Comment	Raw (dBuV)
PK	7.70007G	52.93	74.00	-21.07	11.21	3	Horizontal	301	1.98	-	41.72
AV	7.69996G	45.36	54.00	-8.64	11.21	3	Horizontal	301	1.98	-	34.15
PK	11.55544G	59.55	74.00	-14.45	14.97	3	Horizontal	277	1.75	-	44.58
AV	11.55024G	46.58	54.00	-7.42	14.97	3	Horizontal	277	1.75	-	31.61



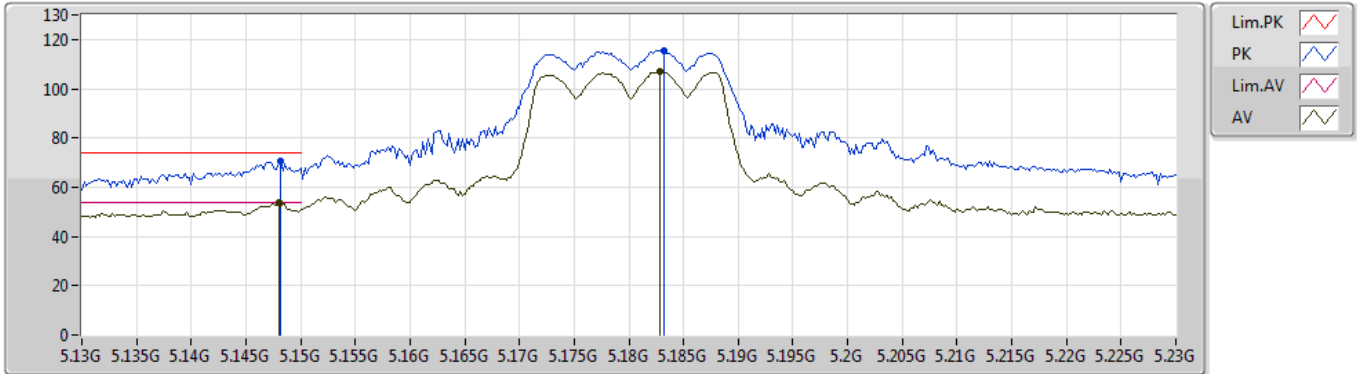
Summary

Mode	Result	Type	Freq (Hz)	Level (dBuV/m)	Limit (dBuV/m)	Margin (dB)	Factor (dB)	Dist (m)	Condition	Azimuth (°)	Height (m)	Comments
5.15-5.25GHz	-	-	-	-	-	-	-	-	-	-	-	-
802.11a_Nss1,(6Mbps)_2TX	Pass	AV	5.3506G	53.98	54.00	-0.02	8.28	3	Vertical	287	1.93	-

802.11a_Nss1,(6Mbps)_2TX

01/08/2019

5180MHz_TX



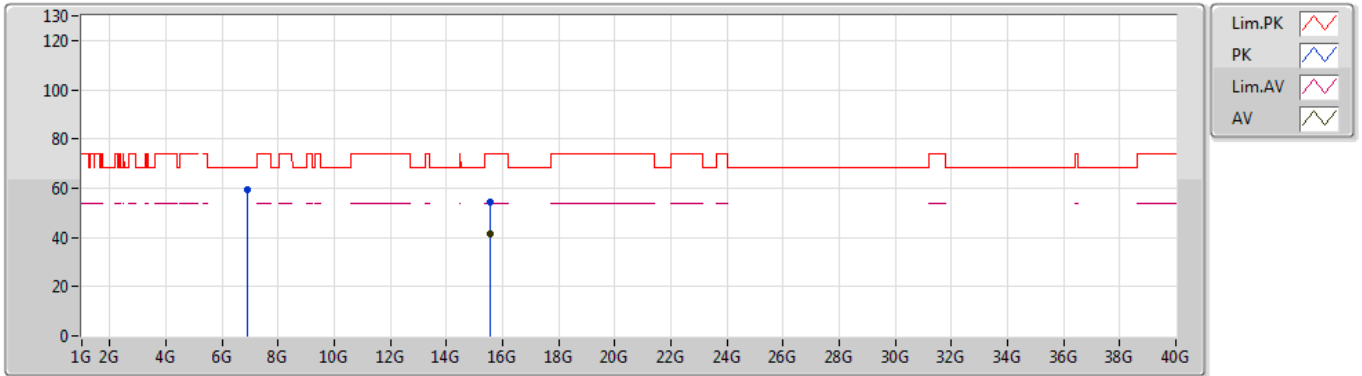
EUT X_2TX
 Setting 16
 02-D-1-10
 FSU(100015)
 Dipole ANT

Type	Freq (Hz)	Level (dBuV/m)	Limit (dBuV/m)	Margin (dB)	Factor (dB)	Dist (m)	Condition	Azimuth (°)	Height (m)	Comment	Raw (dBuV)
PK	5.1482G	70.77	74.00	-3.23	7.94	3	Vertical	81	1.93	-	62.83
AV	5.148G	53.82	54.00	-0.18	7.94	3	Vertical	81	1.93	-	45.88
PK	5.1832G	115.45	Inf	-Inf	8.02	3	Vertical	81	1.93	-	107.43
AV	5.1828G	106.92	Inf	-Inf	8.02	3	Vertical	81	1.93	-	98.90

802.11a_Nss1,(6Mbps)_2TX

06/08/2019

5180MHz_TX



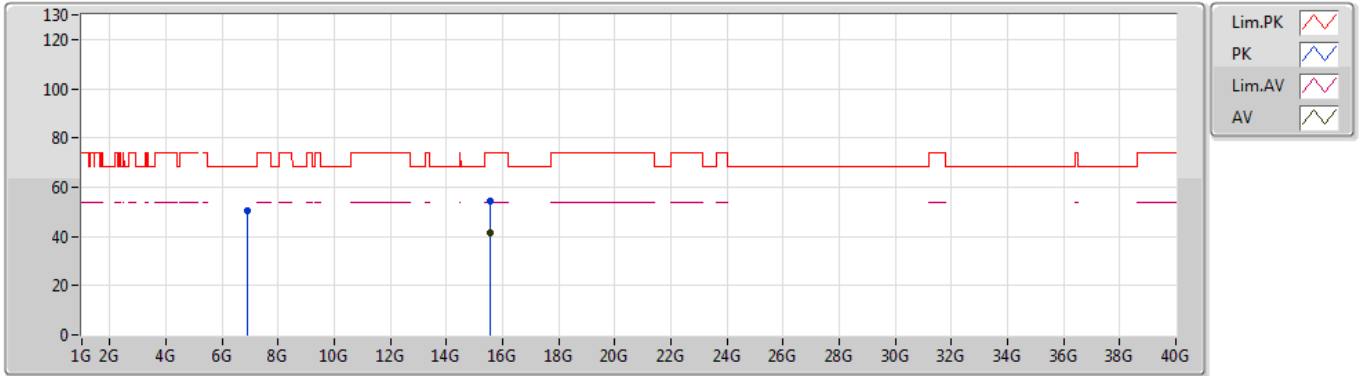
EUT_X_2TX
Setting 16
02-D-1
FSU(100015)

Type	Freq (Hz)	Level (dBuV/m)	Limit (dBuV/m)	Margin (dB)	Factor (dB)	Dist (m)	Condition	Azimuth (°)	Height (m)	Comment	Raw (dBuV)
PK	6.90657G	59.29	68.20	-8.91	9.54	3	Vertical	81	1.87	-	49.75
PK	15.54786G	54.46	74.00	-19.54	16.05	3	Vertical	155	1.90	-	38.41
AV	15.54312G	41.23	54.00	-12.77	16.06	3	Vertical	155	1.90	-	25.17

802.11a_Nss1,(6Mbps)_2TX

06/08/2019

5180MHz_TX



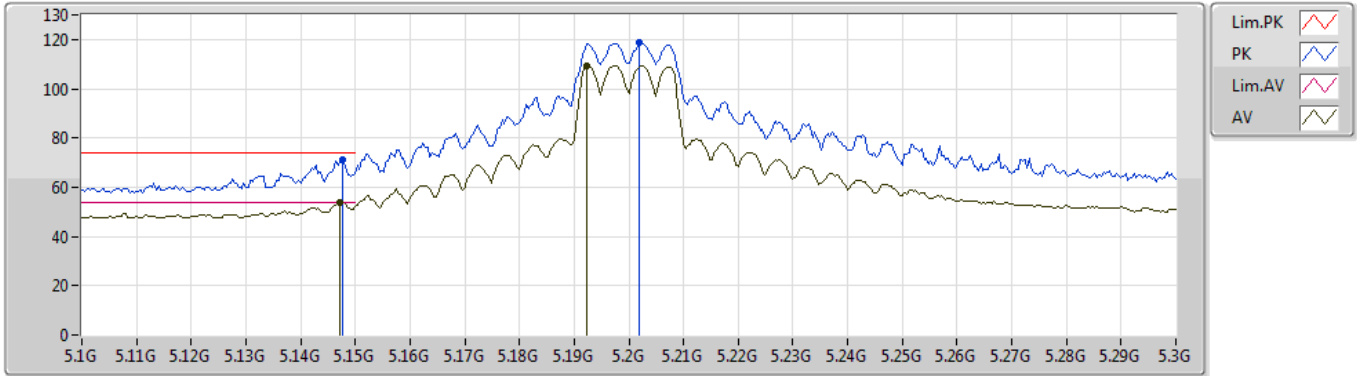
EUT X_2TX
 Setting 16
 02-D-1
 FSU(100015)

Type	Freq (Hz)	Level (dBuV/m)	Limit (dBuV/m)	Margin (dB)	Factor (dB)	Dist (m)	Condition	Azimuth (°)	Height (m)	Comment	Raw (dBuV)
PK	6.9066G	50.40	68.20	-17.80	9.54	3	Horizontal	186	1.39	-	40.86
PK	15.54948G	54.22	74.00	-19.78	16.05	3	Horizontal	249	1.56	-	38.17
AV	15.55026G	41.43	54.00	-12.57	16.04	3	Horizontal	249	1.56	-	25.39

802.11a_Nss1,(6Mbps)_2TX

01/08/2019

5200MHz_TX



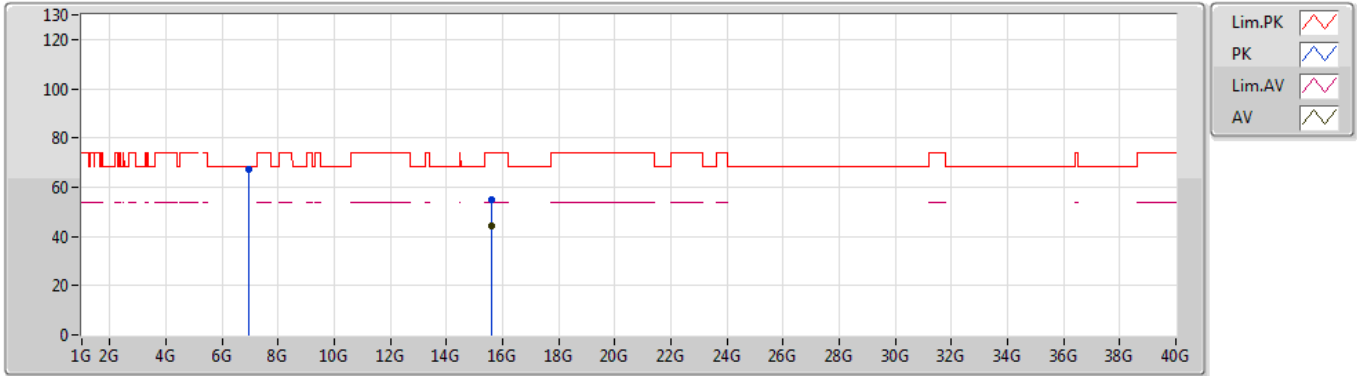
EUT X_2TX
 Setting 20
 02-D-1-10
 FSU(100015)
 Dipole ANT

Type	Freq (Hz)	Level (dBuV/m)	Limit (dBuV/m)	Margin (dB)	Factor (dB)	Dist (m)	Condition	Azimuth (°)	Height (m)	Comment	Raw (dBuV)
PK	5.1476G	71.20	74.00	-2.80	7.94	3	Vertical	64	1.96	-	63.26
AV	5.1472G	53.92	54.00	-0.08	7.94	3	Vertical	64	1.96	-	45.98
PK	5.202G	118.60	Inf	-Inf	8.06	3	Vertical	64	1.96	-	110.54
AV	5.1924G	109.34	Inf	-Inf	8.04	3	Vertical	64	1.96	-	101.30

802.11a_Nss1,(6Mbps)_2TX

06/08/2019

5200MHz_TX



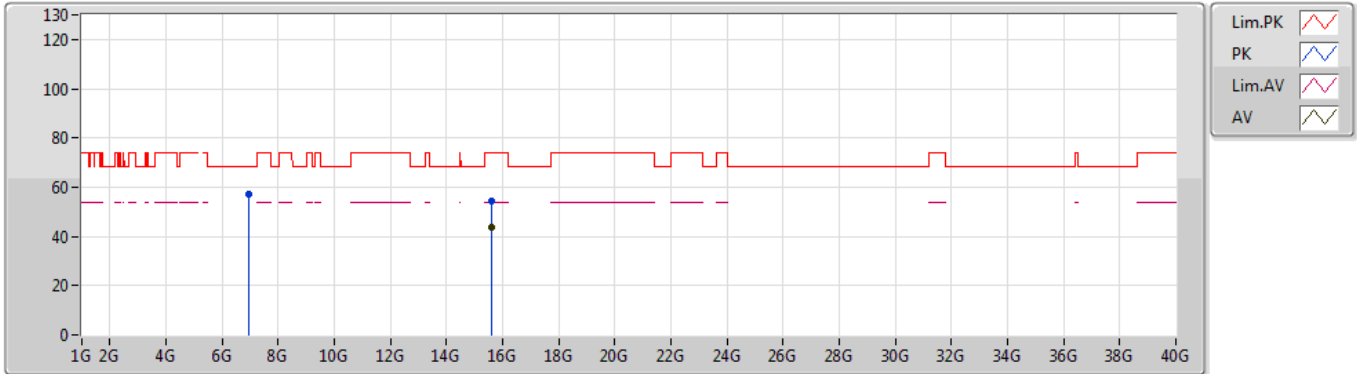
EUT X_2TX
Setting 20
02-D-1
FSU(100015)

Type	Freq (Hz)	Level (dBuV/m)	Limit (dBuV/m)	Margin (dB)	Factor (dB)	Dist (m)	Condition	Azimuth (°)	Height (m)	Comment	Raw (dBuV)
PK	6.93318G	67.48	68.20	-0.72	9.58	3	Vertical	137	2.79	-	57.90
PK	15.5907G	54.90	74.00	-19.10	15.93	3	Vertical	236	1.68	-	38.97
AV	15.60414G	44.03	54.00	-9.97	15.90	3	Vertical	236	1.68	-	28.13

802.11a_Nss1,(6Mbps)_2TX

06/08/2019

5200MHz_TX



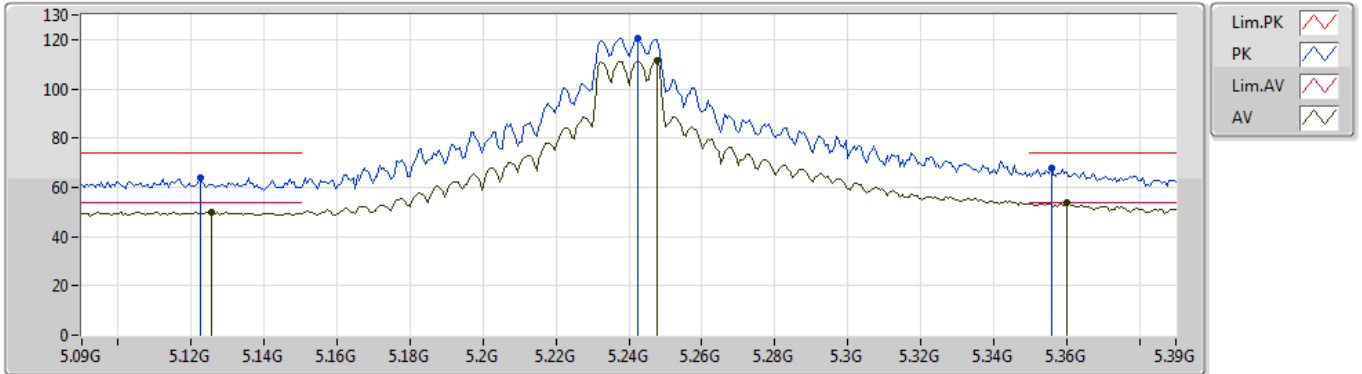
EUT X_2TX
Setting 20
02-D-1
FSU(100015)

Type	Freq (Hz)	Level (dBuV/m)	Limit (dBuV/m)	Margin (dB)	Factor (dB)	Dist (m)	Condition	Azimuth (°)	Height (m)	Comment	Raw (dBuV)
PK	6.9333G	57.26	68.20	-10.94	9.58	3	Horizontal	248	2.19	-	47.68
PK	15.60318G	54.42	74.00	-19.58	15.90	3	Horizontal	297	1.55	-	38.52
AV	15.60384G	43.88	54.00	-10.12	15.90	3	Horizontal	297	1.55	-	27.98

802.11a_Nss1,(6Mbps)_2TX

01/08/2019

5240MHz_TX



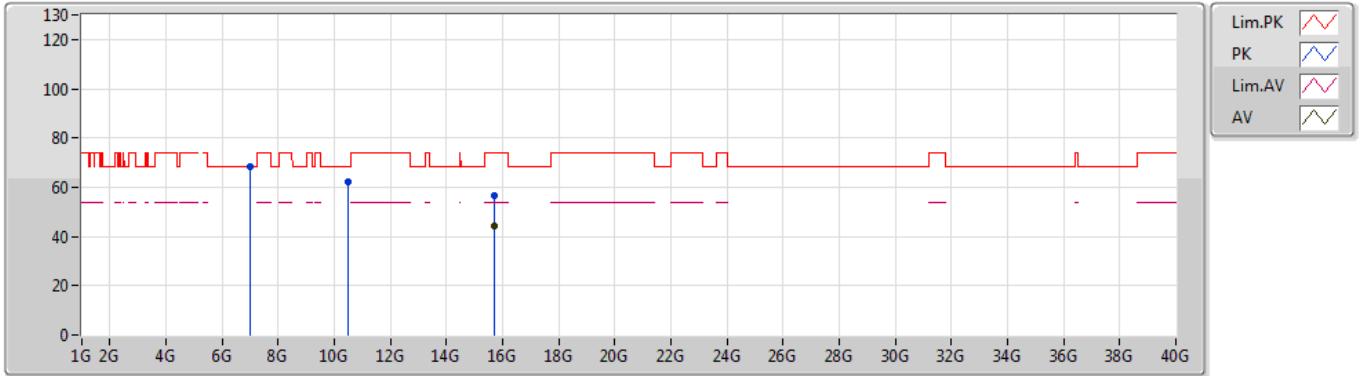
EUT X_2TX
 Setting 22
 02-D-1-10
 FSU(100015)
 Dipole ANT

Type	Freq (Hz)	Level (dBuV/m)	Limit (dBuV/m)	Margin (dB)	Factor (dB)	Dist (m)	Condition	Azimuth (°)	Height (m)	Comment	Raw (dBuV)
PK	5.1224G	63.94	74.00	-10.06	7.88	3	Vertical	54	1.89	-	56.06
AV	5.1254G	50.11	54.00	-3.89	7.90	3	Vertical	54	1.89	-	42.21
PK	5.2424G	120.41	Inf	-Inf	8.12	3	Vertical	54	1.89	-	112.29
AV	5.2478G	111.27	Inf	-Inf	8.13	3	Vertical	54	1.89	-	103.14
PK	5.3558G	67.57	74.00	-6.43	8.28	3	Vertical	54	1.89	-	59.29
AV	5.36G	53.76	54.00	-0.24	8.29	3	Vertical	54	1.89	-	45.47

802.11a_Nss1,(6Mbps)_2TX

06/08/2019

5240MHz_TX



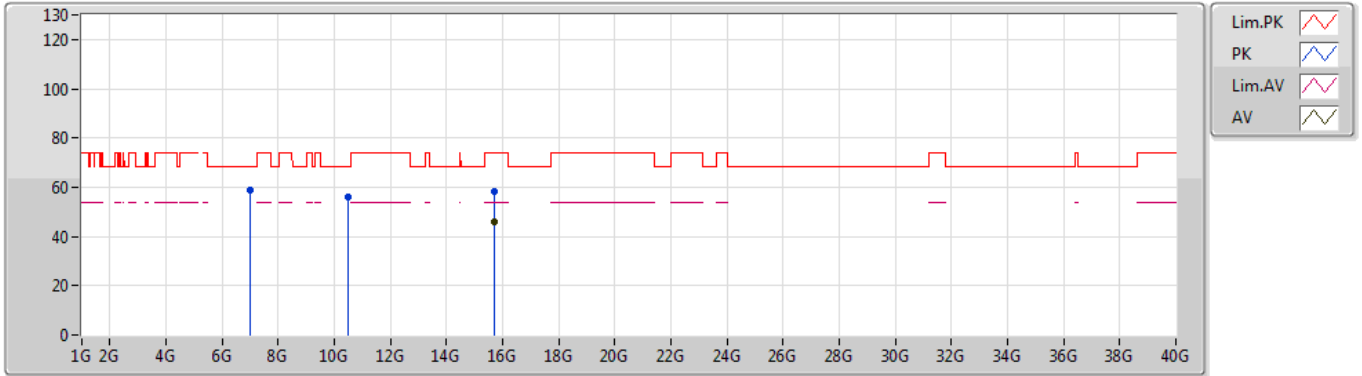
EUT X_2TX
Setting 22
02-D-1
FSU(100015)

Type	Freq (Hz)	Level (dBuV/m)	Limit (dBuV/m)	Margin (dB)	Factor (dB)	Dist (m)	Condition	Azimuth (°)	Height (m)	Comment	Raw (dBuV)
PK	6.98648G	68.09	68.20	-0.11	9.66	3	Vertical	50	2.39	-	58.43
PK	10.48702G	62.23	68.20	-5.97	14.59	3	Vertical	325	1.50	-	47.64
PK	15.71406G	56.53	74.00	-17.47	15.62	3	Vertical	83	1.98	-	40.91
AV	15.71874G	44.22	54.00	-9.78	15.61	3	Vertical	83	1.98	-	28.61

802.11a_Nss1,(6Mbps)_2TX

06/08/2019

5240MHz_TX



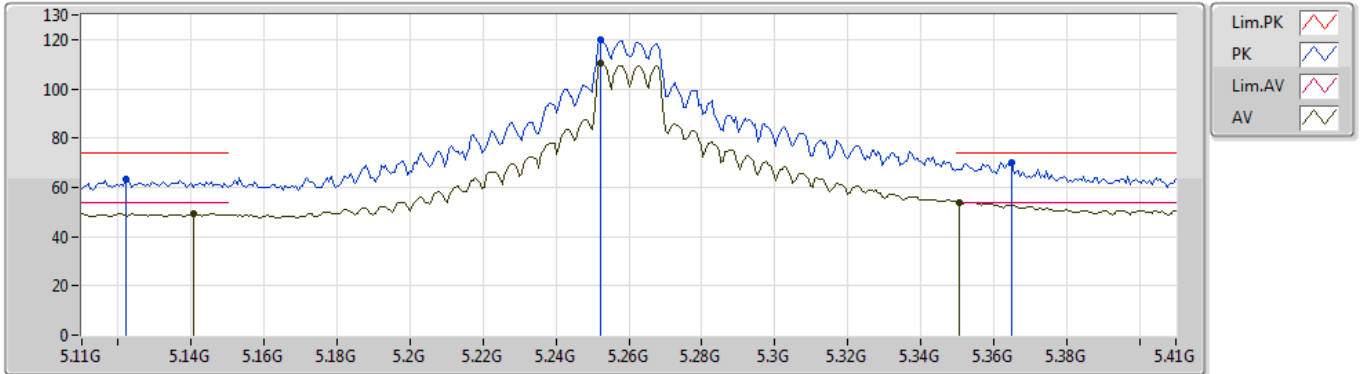
EUT X_2TX
Setting 22
02-D-1
FSU(100015)

Type	Freq (Hz)	Level (dBuV/m)	Limit (dBuV/m)	Margin (dB)	Factor (dB)	Dist (m)	Condition	Azimuth (°)	Height (m)	Comment	Raw (dBuV)
PK	6.98656G	58.72	68.20	-9.48	9.66	3	Horizontal	10	2.71	-	49.06
PK	10.4785G	56.27	68.20	-11.93	14.59	3	Horizontal	56	1.89	-	41.68
PK	15.7242G	58.05	74.00	-15.95	15.59	3	Horizontal	46	1.96	-	42.46
AV	15.72426G	46.12	54.00	-7.88	15.59	3	Horizontal	46	1.96	-	30.53

802.11a_Nss1,(6Mbps)_2TX

01/08/2019

5260MHz_TX



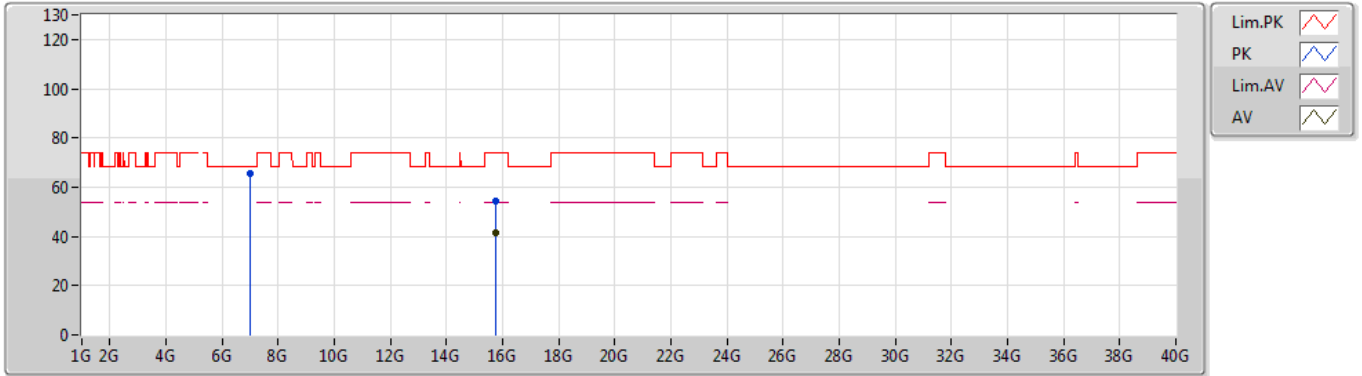
EUT X_2TX
 Setting 22
 02-D-1-10
 FSU(100015)
 Dipole ANT

Type	Freq (Hz)	Level (dBuV/m)	Limit (dBuV/m)	Margin (dB)	Factor (dB)	Dist (m)	Condition	Azimuth (°)	Height (m)	Comment	Raw (dBuV)
PK	5.122G	63.17	74.00	-10.83	7.88	3	Vertical	287	1.93	-	55.29
AV	5.1406G	49.26	54.00	-4.74	7.93	3	Vertical	287	1.93	-	41.33
PK	5.2522G	119.76	Inf	-Inf	8.14	3	Vertical	287	1.93	-	111.62
AV	5.2522G	110.12	Inf	-Inf	8.14	3	Vertical	287	1.93	-	101.98
PK	5.365G	70.07	74.00	-3.93	8.29	3	Vertical	287	1.93	-	61.78
AV	5.3506G	53.98	54.00	-0.02	8.28	3	Vertical	287	1.93	-	45.70

802.11a_Nss1,(6Mbps)_2TX

06/08/2019

5260MHz_TX



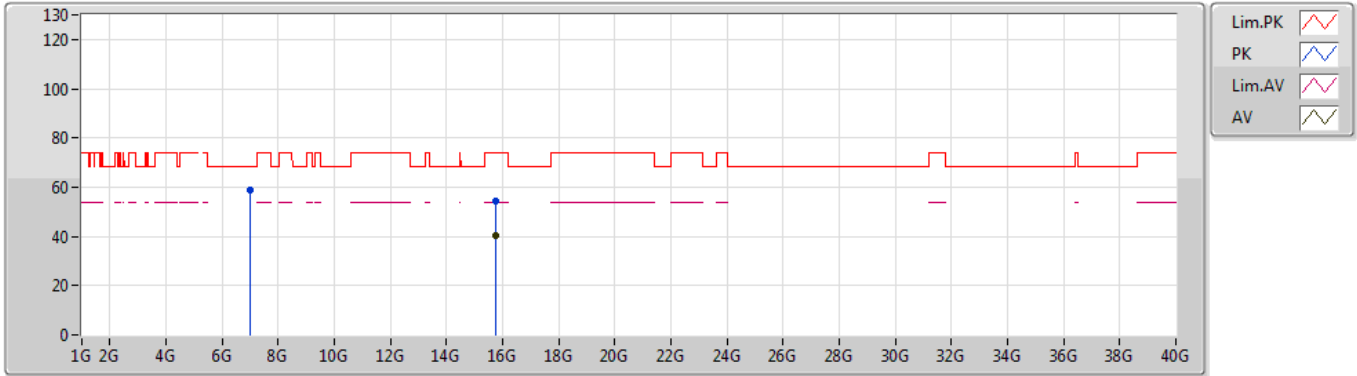
EUT X_2TX
Setting 22
02-D-1
FSU(100015)

Type	Freq (Hz)	Level (dBuV/m)	Limit (dBuV/m)	Margin (dB)	Factor (dB)	Dist (m)	Condition	Azimuth (°)	Height (m)	Comment	Raw (dBuV)
PK	7.01318G	65.61	68.20	-2.59	9.71	3	Vertical	145	2.87	-	55.90
PK	15.76824G	54.57	74.00	-19.43	15.46	3	Vertical	81	1.63	-	39.11
AV	15.77592G	41.71	54.00	-12.29	15.45	3	Vertical	81	1.63	-	26.26

802.11a_Nss1,(6Mbps)_2TX

06/08/2019

5260MHz_TX



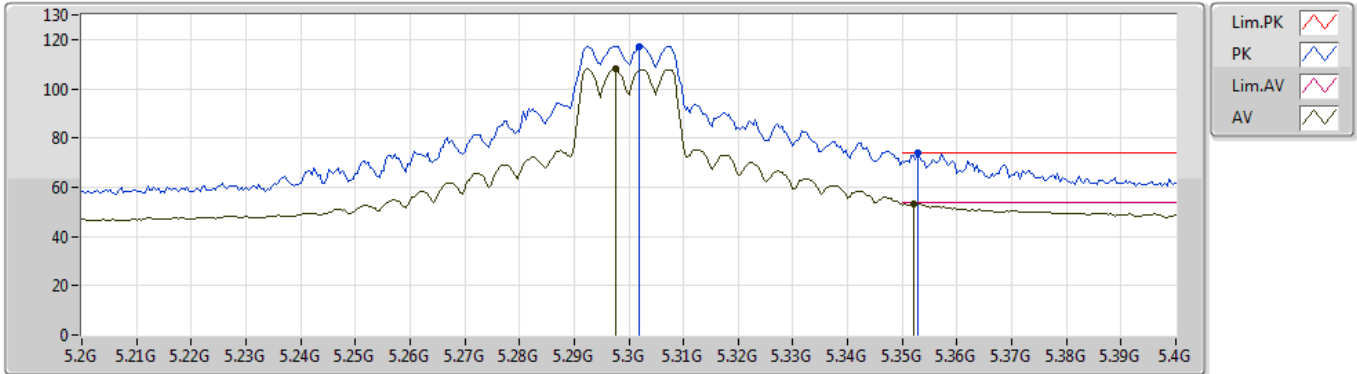
EUT X_2TX
Setting 22
02-D-1
FSU(100015)

Type	Freq (Hz)	Level (dBuV/m)	Limit (dBuV/m)	Margin (dB)	Factor (dB)	Dist (m)	Condition	Azimuth (°)	Height (m)	Comment	Raw (dBuV)
PK	7.01314G	59.08	68.20	-9.12	9.71	3	Horizontal	19	2.41	-	49.37
PK	15.76752G	54.54	74.00	-19.46	15.46	3	Horizontal	251	1.48	-	39.08
AV	15.77046G	40.60	54.00	-13.40	15.46	3	Horizontal	251	1.48	-	25.14

802.11a_Nss1,(6Mbps)_2TX

01/08/2019

5300MHz_TX



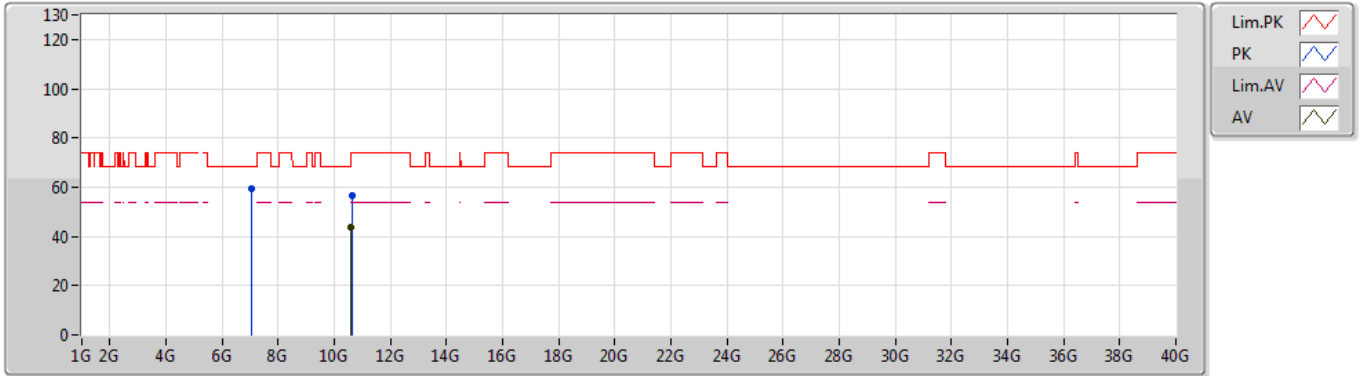
EUT X_2TX
 Setting 19
 02-D-1-10
 FSU(100015)
 Dipole ANT

Type	Freq (Hz)	Level (dBuV/m)	Limit (dBuV/m)	Margin (dB)	Factor (dB)	Dist (m)	Condition	Azimuth (°)	Height (m)	Comment	Raw (dBuV)
PK	5.302G	117.16	Inf	-Inf	8.21	3	Vertical	278	1.84	-	108.95
AV	5.2976G	107.89	Inf	-Inf	8.21	3	Vertical	278	1.84	-	99.68
PK	5.3528G	73.96	74.00	-0.04	8.28	3	Vertical	278	1.84	-	65.68
AV	5.352G	53.40	54.00	-0.60	8.28	3	Vertical	278	1.84	-	45.12

802.11a_Nss1,(6Mbps)_2TX

06/08/2019

5300MHz_TX



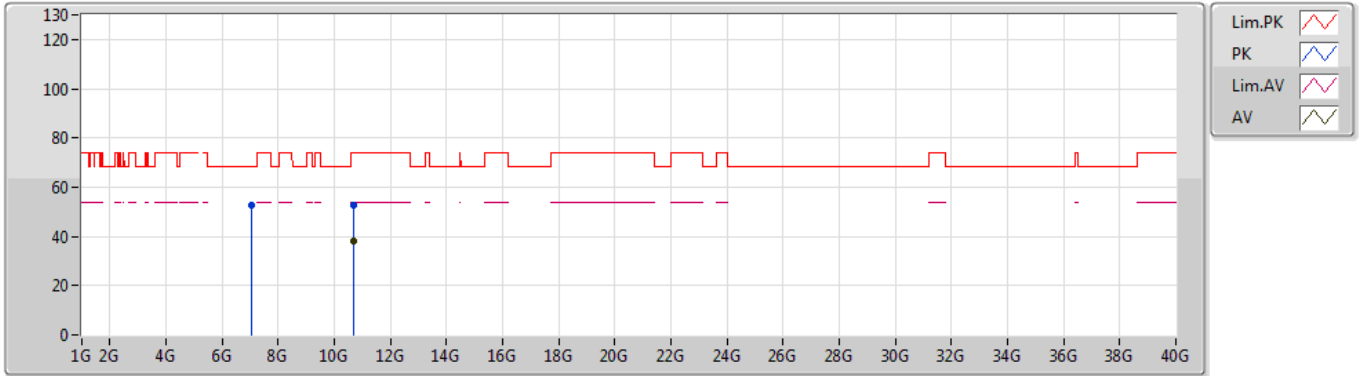
EUT X_2TX
Setting 19
02-D-1
FSU(100015)

Type	Freq (Hz)	Level (dBuV/m)	Limit (dBuV/m)	Margin (dB)	Factor (dB)	Dist (m)	Condition	Azimuth (°)	Height (m)	Comment	Raw (dBuV)
PK	7.06656G	59.63	68.20	-8.57	9.84	3	Vertical	187	2.84	-	49.79
PK	10.621G	56.60	74.00	-17.40	14.51	3	Vertical	186	1.39	-	42.09
AV	10.6008G	43.49	54.00	-10.51	14.51	3	Vertical	186	1.39	-	28.98

802.11a_Nss1,(6Mbps)_2TX

06/08/2019

5300MHz_TX



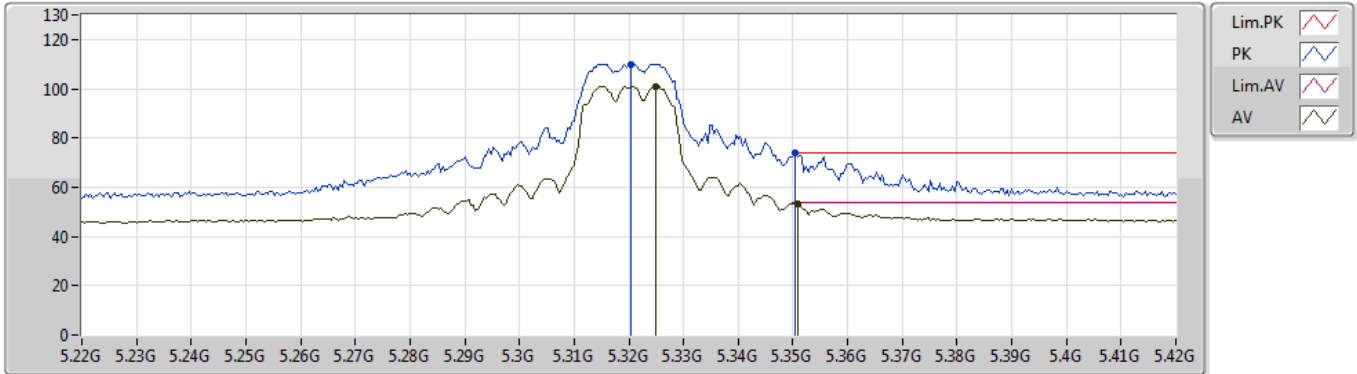
EUT X_2TX
Setting 19
02-D-1
FSU(100015)

Type	Freq (Hz)	Level (dBuV/m)	Limit (dBuV/m)	Margin (dB)	Factor (dB)	Dist (m)	Condition	Azimuth (°)	Height (m)	Comment	Raw (dBuV)
PK	7.06662G	52.95	68.20	-15.25	9.84	3	Horizontal	73	2.16	-	43.11
PK	10.69805G	52.64	74.00	-21.36	14.45	3	Horizontal	216	1.51	-	38.19
AV	10.7013G	38.37	54.00	-15.63	14.45	3	Horizontal	216	1.51	-	23.92

802.11a_Nss1,(6Mbps)_2TX

01/08/2019

5320MHz_TX



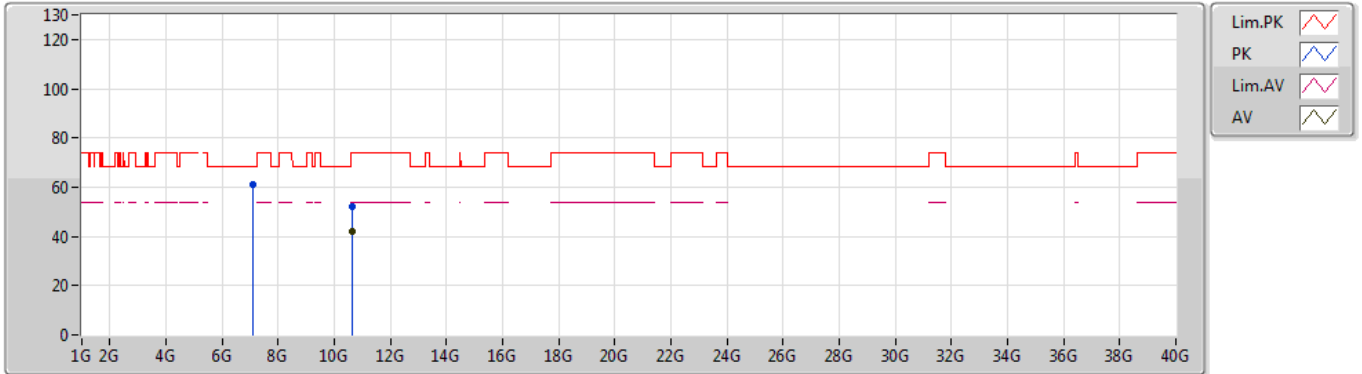
EUT X_2TX
 Setting 17
 02-D-1-10
 FSU(100015)
 Dipole ANT

Type	Freq (Hz)	Level (dBuV/m)	Limit (dBuV/m)	Margin (dB)	Factor (dB)	Dist (m)	Condition	Azimuth (°)	Height (m)	Comment	Raw (dBuV)
PK	5.3204G	110.10	Inf	-Inf	8.23	3	Vertical	336	1.81	-	101.87
AV	5.3248G	101.02	Inf	-Inf	8.24	3	Vertical	336	1.81	-	92.78
PK	5.3504G	73.86	74.00	-0.14	8.28	3	Vertical	336	1.81	-	65.58
AV	5.3508G	53.11	54.00	-0.89	8.28	3	Vertical	336	1.81	-	44.83

802.11a_Nss1,(6Mbps)_2TX

06/08/2019

5320MHz_TX



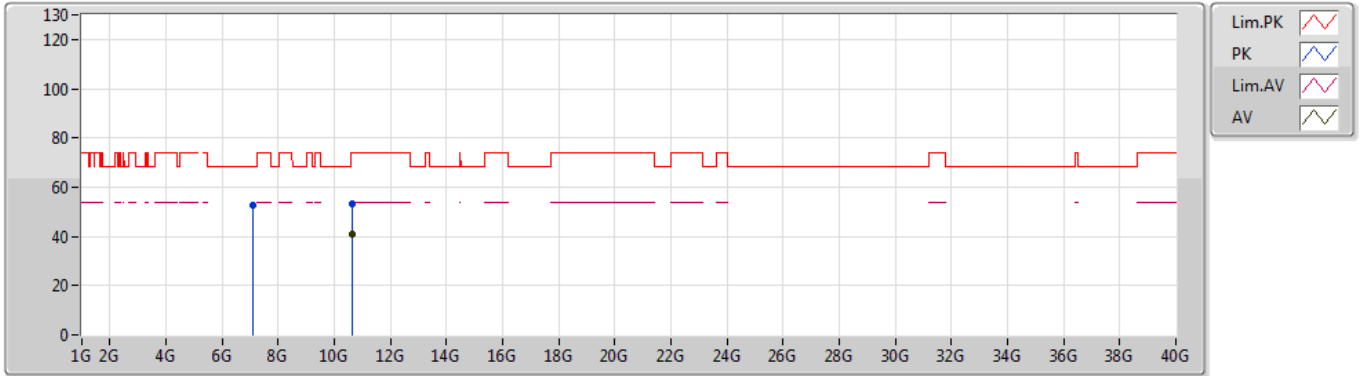
EUT X_2TX
Setting 17
02-D-1
FSU(100015)

Type	Freq (Hz)	Level (dBuV/m)	Limit (dBuV/m)	Margin (dB)	Factor (dB)	Dist (m)	Condition	Azimuth (°)	Height (m)	Comment	Raw (dBuV)
PK	7.0933G	61.14	68.20	-7.06	9.91	3	Vertical	48	2.29	-	51.23
PK	10.64084G	52.00	74.00	-22.00	14.49	3	Vertical	279	1.56	-	37.51
AV	10.63634G	42.14	54.00	-11.86	14.49	3	Vertical	279	1.56	-	27.65

802.11a_Nss1,(6Mbps)_2TX

06/08/2019

5320MHz_TX



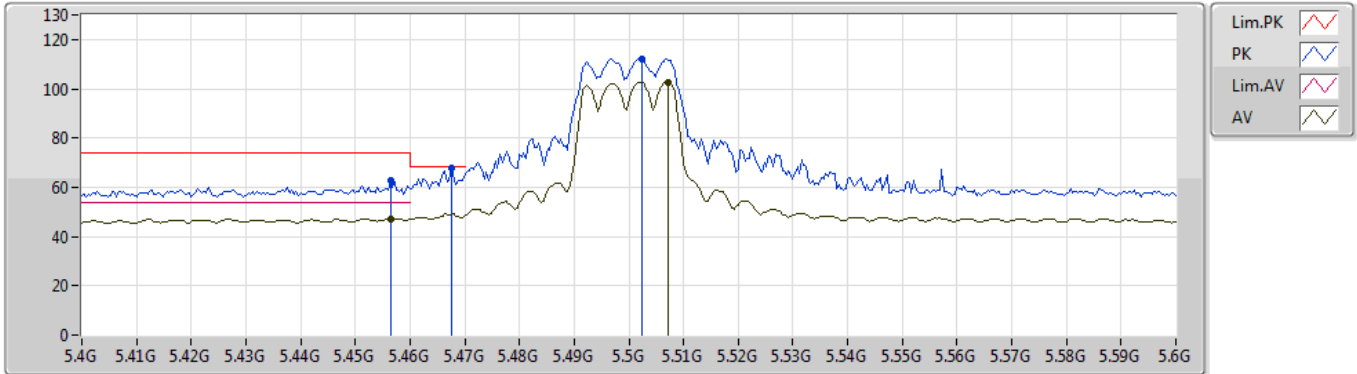
EUT X_2TX
Setting 17
02-D-1
FSU(100015)

Type	Freq (Hz)	Level (dBuV/m)	Limit (dBuV/m)	Margin (dB)	Factor (dB)	Dist (m)	Condition	Azimuth (°)	Height (m)	Comment	Raw (dBuV)
PK	7.09308G	52.66	68.20	-15.54	9.91	3	Horizontal	79	2.72	-	42.75
PK	10.63904G	53.23	74.00	-20.77	14.49	3	Horizontal	222	1.49	-	38.74
AV	10.63622G	40.82	54.00	-13.18	14.49	3	Horizontal	222	1.49	-	26.33

802.11a_Nss1,(6Mbps)_2TX

01/08/2019

5500MHz_TX



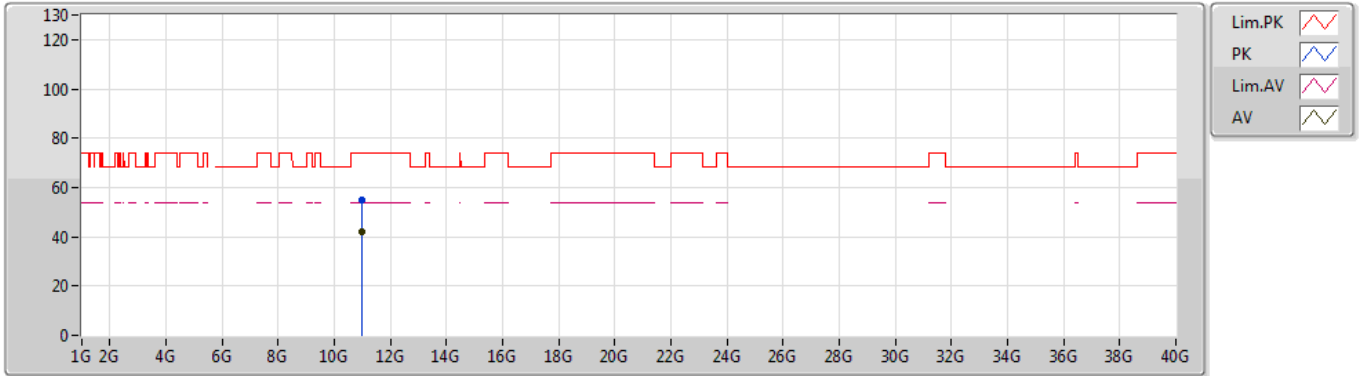
EUT X_2TX
 Setting 15
 02-D-1-10
 FSU(100015)
 Dipole ANT

Type	Freq (Hz)	Level (dBuV/m)	Limit (dBuV/m)	Margin (dB)	Factor (dB)	Dist (m)	Condition	Azimuth (°)	Height (m)	Comment	Raw (dBuV)
PK	5.4564G	62.91	74.00	-11.09	8.44	3	Vertical	254	1.81	-	54.47
AV	5.4564G	47.27	54.00	-6.73	8.44	3	Vertical	254	1.81	-	38.83
PK	5.5024G	112.04	Inf	-Inf	8.52	3	Vertical	254	1.81	-	103.52
AV	5.5072G	102.79	Inf	-Inf	8.52	3	Vertical	254	1.81	-	94.27
PK	5.4676G	67.98	68.20	-0.22	8.46	3	Vertical	254	1.81	-	59.52

802.11a_Nss1,(6Mbps)_2TX

01/08/2019

5500MHz_TX



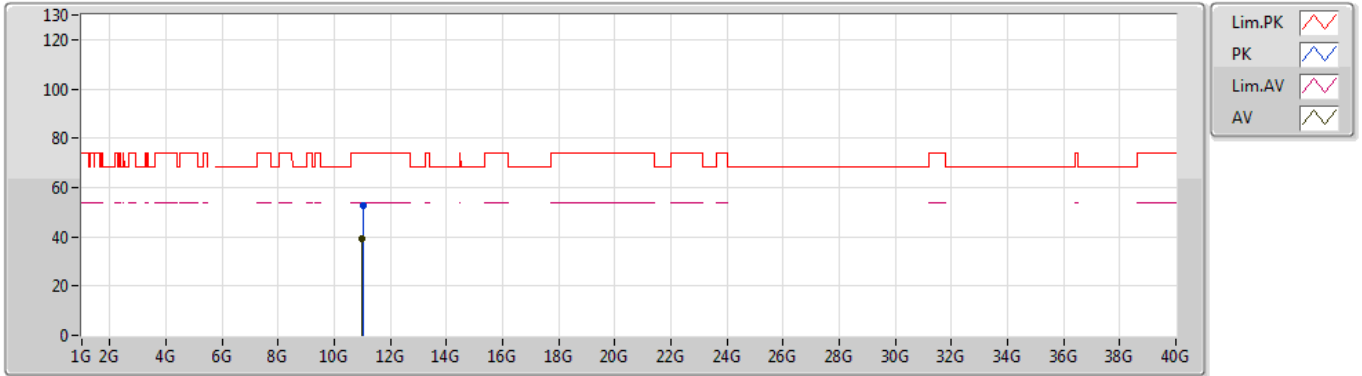
EUT X_2TX
Setting 15
02-D-1
FSU(100015)

Type	Freq (Hz)	Level (dBuV/m)	Limit (dBuV/m)	Margin (dB)	Factor (dB)	Dist (m)	Condition	Azimuth (°)	Height (m)	Comment	Raw (dBuV)
PK	10.99904G	55.17	74.00	-18.83	14.26	3	Vertical	24	1.50	-	40.91
AV	10.99934G	42.16	54.00	-11.84	14.26	3	Vertical	24	1.50	-	27.90

802.11a_Nss1,(6Mbps)_2TX

01/08/2019

5500MHz_TX



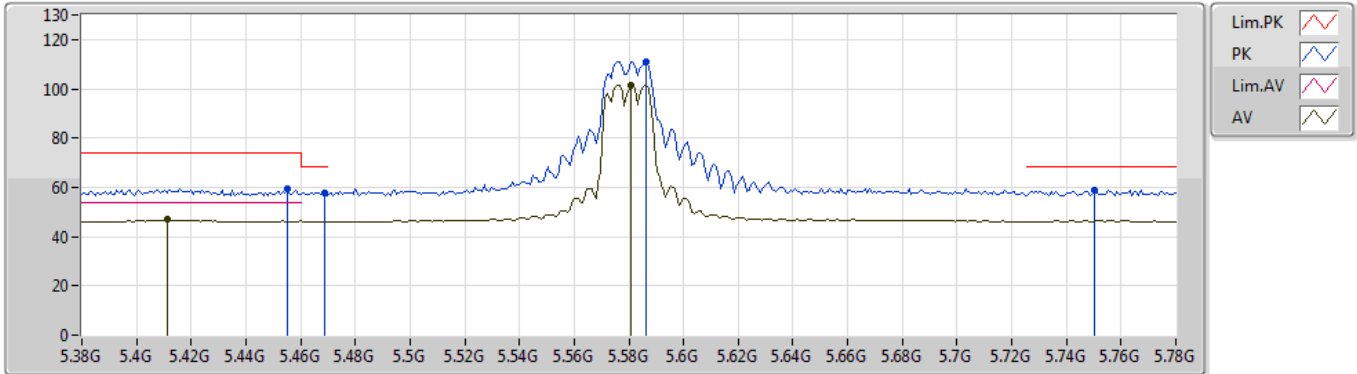
EUT X_2TX
Setting 15
02-D-1
FSU(100015)

Type	Freq (Hz)	Level (dBuV/m)	Limit (dBuV/m)	Margin (dB)	Factor (dB)	Dist (m)	Condition	Azimuth (°)	Height (m)	Comment	Raw (dBuV)
PK	11.0105G	52.68	74.00	-21.32	14.28	3	Horizontal	244	1.23	-	38.40
AV	11.0078G	39.33	54.00	-14.67	14.27	3	Horizontal	244	1.23	-	25.06

802.11a_Nss1,(6Mbps)_2TX

06/08/2019

5580MHz_TX



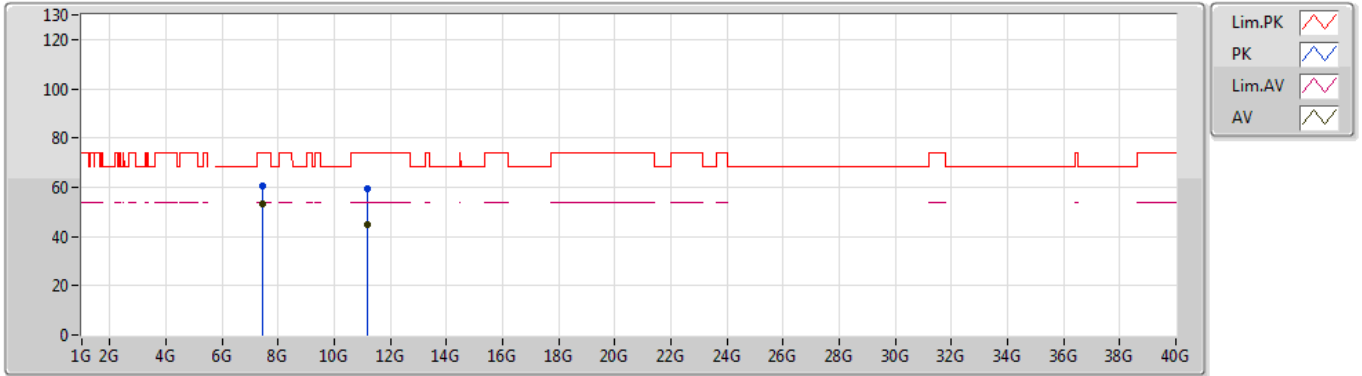
EUT X_2TX
 Setting 16
 02-B-4-10
 FSU(100015)
 Dipole ANT

Type	Freq (Hz)	Level (dBuV/m)	Limit (dBuV/m)	Margin (dB)	Factor (dB)	Dist (m)	Condition	Azimuth (°)	Height (m)	Comment	Raw (dBuV)
PK	5.4552G	59.31	74.00	-14.69	8.44	3	Vertical	343	1.33	-	50.87
AV	5.4112G	46.83	54.00	-7.17	8.35	3	Vertical	343	1.33	-	38.48
PK	5.4688G	57.97	68.20	-10.23	8.46	3	Vertical	343	1.33	-	49.51
PK	5.5864G	111.14	Inf	-Inf	8.57	3	Vertical	343	1.33	-	102.57
AV	5.5808G	101.65	Inf	-Inf	8.57	3	Vertical	343	1.33	-	93.08
PK	5.7504G	58.77	68.20	-9.43	8.83	3	Vertical	343	1.33	-	49.94

802.11a_Nss1,(6Mbps)_2TX

06/08/2019

5580MHz_TX



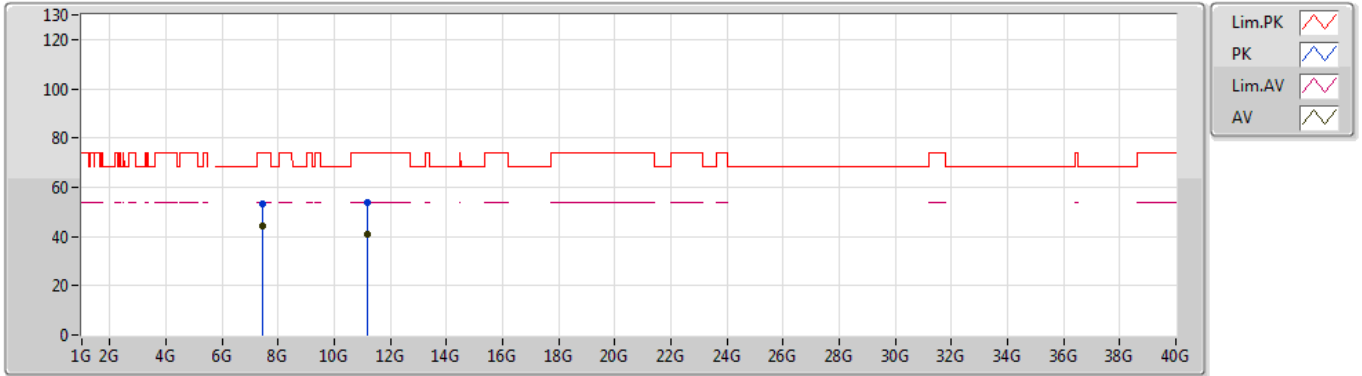
EUT X_2TX
Setting 16
02-B-4
FSU(100015)

Type	Freq (Hz)	Level (dBuV/m)	Limit (dBuV/m)	Margin (dB)	Factor (dB)	Dist (m)	Condition	Azimuth (°)	Height (m)	Comment	Raw (dBuV)
PK	7.43982G	60.33	74.00	-13.67	10.90	3	Vertical	47	1.99	-	49.43
AV	7.43992G	53.26	54.00	-0.74	10.90	3	Vertical	47	1.99	-	42.36
PK	11.15922G	59.21	74.00	-14.79	14.46	3	Vertical	221	1.66	-	44.75
AV	11.16036G	44.78	54.00	-9.22	14.46	3	Vertical	221	1.66	-	30.32

802.11a_Nss1,(6Mbps)_2TX

06/08/2019

5580MHz_TX



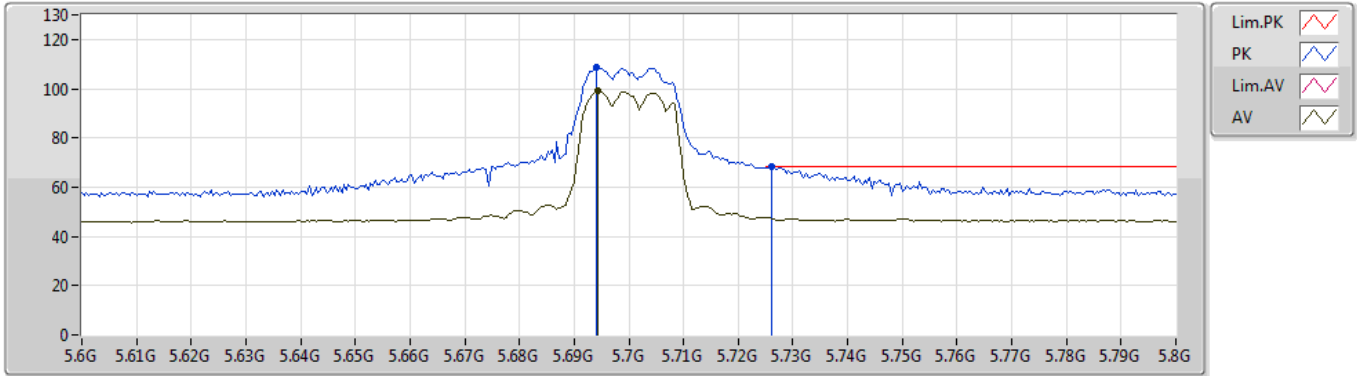
EUT X_2TX
Setting 16
02-B-4
FSU(100015)

Type	Freq (Hz)	Level (dBuV/m)	Limit (dBuV/m)	Margin (dB)	Factor (dB)	Dist (m)	Condition	Azimuth (°)	Height (m)	Comment	Raw (dBuV)
PK	7.4399G	53.05	74.00	-20.95	10.90	3	Horizontal	67	2.97	-	42.15
AV	7.43994G	44.16	54.00	-9.84	10.90	3	Horizontal	67	2.97	-	33.26
PK	11.15622G	53.94	74.00	-20.06	14.45	3	Horizontal	7	2.19	-	39.49
AV	11.157G	41.15	54.00	-12.85	14.46	3	Horizontal	7	2.19	-	26.69

802.11a_Nss1,(6Mbps)_2TX

01/08/2019

5700MHz_TX



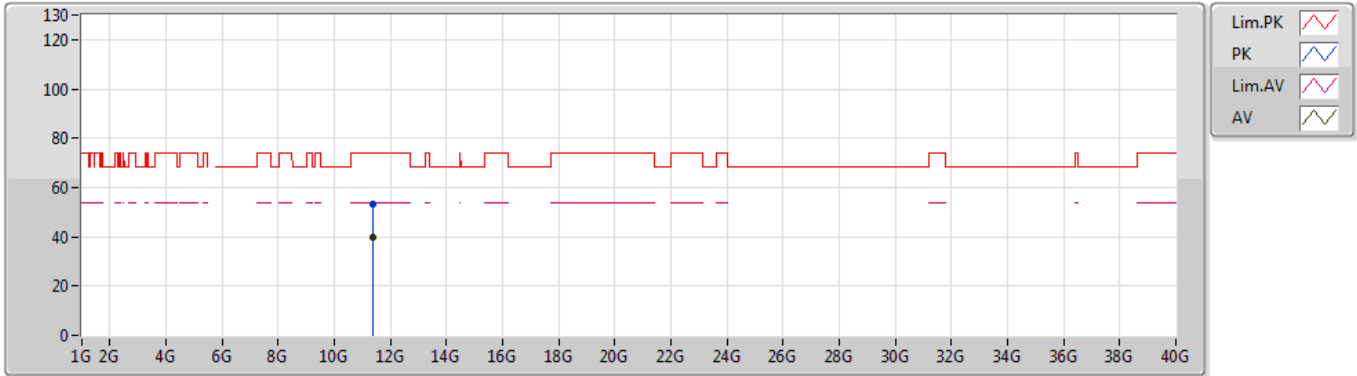
EUT X_2TX
 Setting 13
 02-D-1-10
 FSU(100015)
 Dipole ANT

Type	Freq (Hz)	Level (dBuV/m)	Limit (dBuV/m)	Margin (dB)	Factor (dB)	Dist (m)	Condition	Azimuth (°)	Height (m)	Comment	Raw (dBuV)
PK	5.694G	108.49	Inf	-Inf	8.74	3	Vertical	236	1.10	-	99.75
AV	5.6944G	98.95	Inf	-Inf	8.74	3	Vertical	236	1.10	-	90.21
PK	5.726G	68.11	68.20	-0.09	8.79	3	Vertical	236	1.10	-	59.32

802.11a_Nss1,(6Mbps)_2TX

07/08/2019

5700MHz_TX



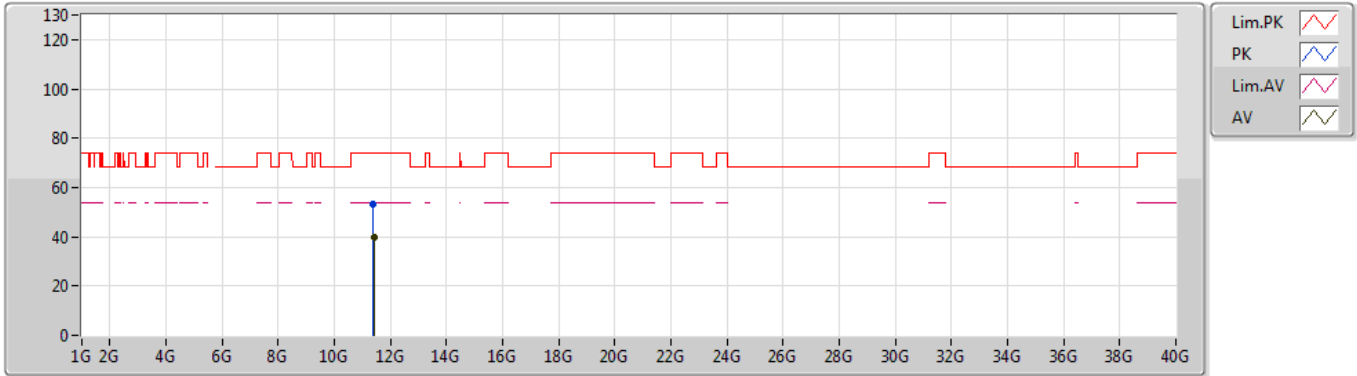
EUT X_2TX
Setting 13
02-D-1
FSU(100015)

Type	Freq (Hz)	Level (dBuV/m)	Limit (dBuV/m)	Margin (dB)	Factor (dB)	Dist (m)	Condition	Azimuth (°)	Height (m)	Comment	Raw (dBuV)
PK	11.3877G	53.41	74.00	-20.59	14.76	3	Vertical	153	1.50	-	38.65
AV	11.39214G	39.85	54.00	-14.15	14.76	3	Vertical	153	1.50	-	25.09

802.11a_Nss1,(6Mbps)_2TX

07/08/2019

5700MHz_TX



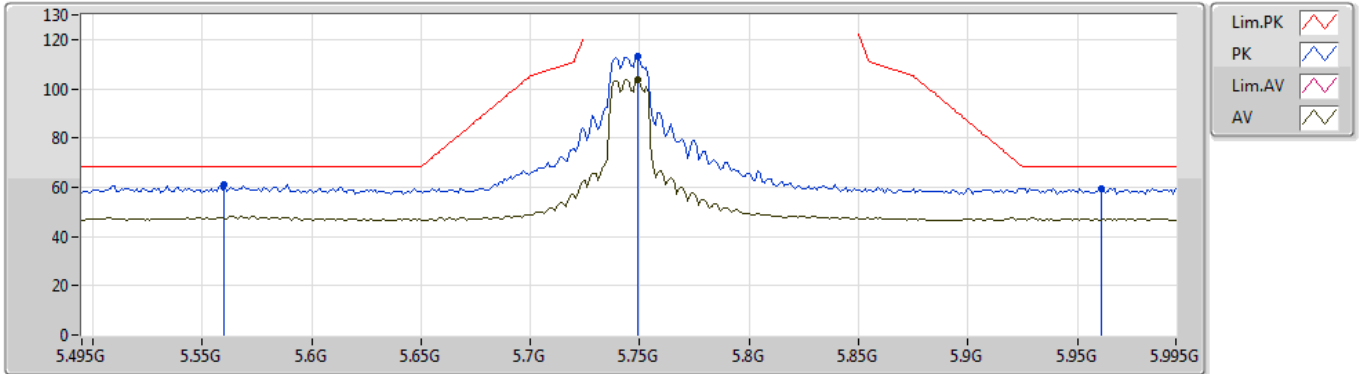
EUT X_2TX
Setting 13
02-D-1
FSU(100015)

Type	Freq (Hz)	Level (dBuV/m)	Limit (dBuV/m)	Margin (dB)	Factor (dB)	Dist (m)	Condition	Azimuth (°)	Height (m)	Comment	Raw (dBuV)
PK	11.38842G	53.06	74.00	-20.94	14.76	3	Horizontal	314	1.62	-	38.30
AV	11.41326G	39.88	54.00	-14.12	14.79	3	Horizontal	314	1.62	-	25.09

802.11a_Nss1,(6Mbps)_2TX

07/08/2019

5745MHz_TX



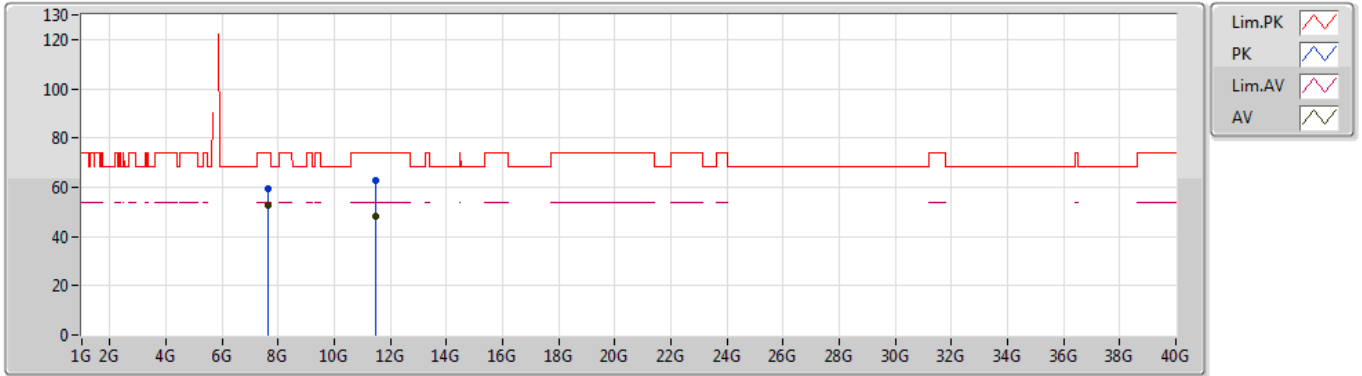
EUT X_2TX
 Setting 18
 02-B-4-10
 FSU(100015)
 Dipole ANT

Type	Freq (Hz)	Level (dBuV/m)	Limit (dBuV/m)	Margin (dB)	Factor (dB)	Dist (m)	Condition	Azimuth (°)	Height (m)	Comment	Raw (dBuV)
PK	5.56G	61.27	68.20	-6.93	8.56	3	Vertical	231	1.73	-	52.71
PK	5.749G	113.41	Inf	-Inf	8.82	3	Vertical	231	1.73	-	104.59
AV	5.749G	103.76	Inf	-Inf	8.82	3	Vertical	231	1.73	-	94.94
PK	5.961G	59.59	68.20	-8.61	8.93	3	Vertical	231	1.73	-	50.66

802.11a_Nss1,(6Mbps)_2TX

07/08/2019

5745MHz_TX



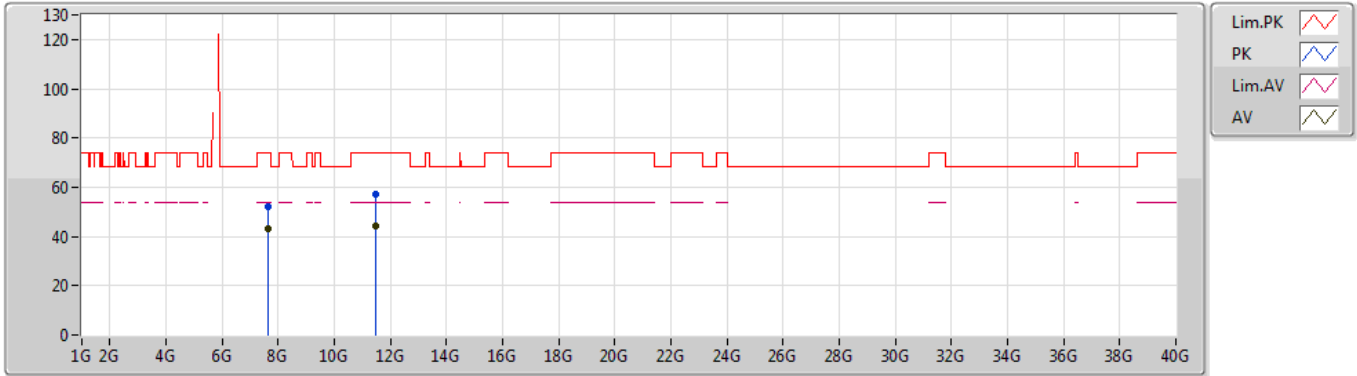
EUT X_2TX
Setting 18
02-B-4
FSU(100015)

Type	Freq (Hz)	Level (dBuV/m)	Limit (dBuV/m)	Margin (dB)	Factor (dB)	Dist (m)	Condition	Azimuth (°)	Height (m)	Comment	Raw (dBuV)
PK	7.6598G	59.14	74.00	-14.86	11.18	3	Vertical	45	2.08	-	47.96
AV	7.65996G	52.79	54.00	-1.21	11.18	3	Vertical	45	2.08	-	41.61
PK	11.49016G	62.63	74.00	-11.37	14.89	3	Vertical	26	2.74	-	47.74
AV	11.4908G	48.38	54.00	-5.62	14.89	3	Vertical	26	2.74	-	33.49

802.11a_Nss1,(6Mbps)_2TX

07/08/2019

5745MHz_TX



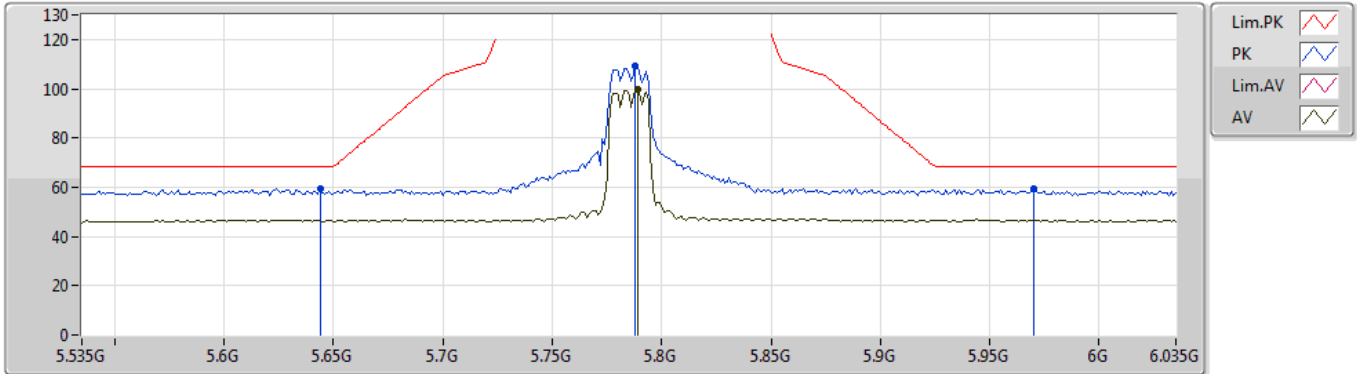
EUT X_2TX
Setting 18
02-B-4
FSU(100015)

Type	Freq (Hz)	Level (dBuV/m)	Limit (dBuV/m)	Margin (dB)	Factor (dB)	Dist (m)	Condition	Azimuth (°)	Height (m)	Comment	Raw (dBuV)
PK	7.65994G	52.14	74.00	-21.86	11.18	3	Horizontal	116	2.55	-	40.96
AV	7.65992G	43.26	54.00	-10.74	11.18	3	Horizontal	116	2.55	-	32.08
PK	11.48736G	57.26	74.00	-16.74	14.89	3	Horizontal	353	2.14	-	42.37
AV	11.4924G	44.01	54.00	-9.99	14.89	3	Horizontal	353	2.14	-	29.12

802.11a_Nss1,(6Mbps)_2TX

07/08/2019

5785MHz_TX



EUT X_2TX
 Setting 14
 02-B-4-10
 FSU(100015)
 Dipole ANT

Type	Freq (Hz)	Level (dBuV/m)	Limit (dBuV/m)	Margin (dB)	Factor (dB)	Dist (m)	Condition	Azimuth (°)	Height (m)	Comment	Raw (dBuV)
PK	5.644G	59.40	68.20	-8.80	8.66	3	Vertical	228	1.56	-	50.74
PK	5.788G	109.28	Inf	-Inf	8.87	3	Vertical	228	1.56	-	100.41
AV	5.789G	99.91	Inf	-Inf	8.88	3	Vertical	228	1.56	-	91.03
PK	5.97G	59.48	68.20	-8.72	8.93	3	Vertical	228	1.56	-	50.55