



FCC RADIO TEST REPORT

FCC ID : TLZ-CB250NF
Equipment : IEEE 802.11 2x2 MU-MIMO a/b/g/n/ac Wireless LAN
+ Bluetooth 5.0 M.2 2230 Module
Brand Name : AzureWave
Model Name : AW-CB250NF
Applicant : AzureWave Technologies, Inc.
8F., No.94, Baozhong Rd., Xindian Dist., New Taipei
City 23144, Taiwan
Manufacturer : AzureWave Technologies, Inc.
8F., No.94, Baozhong Rd., Xindian Dist., New Taipei
City 23144, Taiwan
Standard : 47 CFR FCC Part 15.247

The product was received on Dec. 26, 2018, and testing was started from Jul. 15, 2019 and completed on Oct. 01, 2019. We, SPORTON INTERNATIONAL INC. EMC & Wireless Communications Laboratory, would like to declare that the tested sample has been evaluated in accordance with the procedures given in ANSI C63.10-2013 and shown compliance with the applicable technical standards.

The report must not be used by the client to claim product certification, approval, or endorsement by TAF or any agency of government.

The test results in this report apply exclusively to the tested model / sample. Without written approval of SPORTON INTERNATIONAL INC. EMC & Wireless Communications Laboratory, the test report shall not be reproduced except in full.


Approved by: Sam Chen

SPORTON INTERNATIONAL INC. EMC & Wireless Communications Laboratory
No. 52, Huaya 1st Rd., Guishan Dist., Taoyuan City, Taiwan (R.O.C.)



Table of Contents

History of this test report.....3

Summary of Test Result.....4

1 General Description5

1.1 Information.....5

1.2 Applicable Standards7

1.3 Testing Location Information.....7

1.4 Measurement Uncertainty7

2 Test Configuration of EUT8

2.1 Test Channel Mode8

2.2 The Worst Case Measurement Configuration.....10

2.3 EUT Operation during Test11

2.4 Accessories11

2.5 Support Equipment.....12

2.6 Test Setup Diagram13

3 Transmitter Test Result16

3.1 AC Power-line Conducted Emissions16

3.2 DTS Bandwidth18

3.3 Maximum Conducted Output Power19

3.4 Power Spectral Density22

3.5 Emissions in Non-restricted Frequency Bands24

3.6 Emissions in Restricted Frequency Bands.....25

4 Test Equipment and Calibration Data29

Appendix A. Test Results of AC Power-line Conducted Emissions

Appendix B. Test Results of DTS Bandwidth

Appendix C. Test Results of Maximum Conducted Output Power

Appendix D. Test Results of Power Spectral Density

Appendix E. Test Results of Emissions in Non-restricted Frequency Bands

Appendix F. Test Results of Emissions in Restricted Frequency Bands

Appendix G. Test Results of Radiated Emission Co-location

Appendix H. Test Photos

Photographs of EUT v01



History of this test report

Report No.	Version	Description	Issued Date
FR8D2029AC	01	Initial issue of report	Nov. 22, 2019
FR8D2029AC	02	Modifying the antenna information Part No. of Ant.2.	Nov. 28, 2019



Summary of Test Result

Report Clause	Ref Std. Clause	Test Items	Result (PASS/FAIL)	Remark
1.1.2	15.203	Antenna Requirement	PASS	-
3.1	15.207	AC Power-line Conducted Emissions	PASS	-
3.2	15.247(a)	DTS Bandwidth	PASS	-
3.3	15.247(b)	Maximum Conducted Output Power	PASS	-
3.4	15.247(e)	Power Spectral Density	PASS	-
3.5	15.247(d)	Emissions in Non-restricted Frequency Bands	PASS	-
3.6	15.247(d)	Emissions in Restricted Frequency Bands	PASS	-

Declaration of Conformity:

The test results with all measurement uncertainty excluded are presented in accordance with the regulation limits or requirements declared by manufacturers.

Comments and Explanations:

The declared of product specification for EUT presented in the report are provided by the manufacturer, and the manufacturer takes all the responsibilities for the accuracy of product specification.

Reviewed by: **Sam Chen**

Report Producer: **Wendy Pan**



1 General Description

1.1 Information

1.1.1 RF General Information

Frequency Range (MHz)	IEEE Std. 802.11	Ch. Frequency (MHz)	Channel Number
2400-2483.5	b, g, n (HT20)	2412-2462	1-11 [11]
2400-2483.5	n (HT40)	2422-2452	3-9 [7]

Band	Mode	BWch (MHz)	Nant
2.4-2.4835GHz	802.11b	20	2TX
2.4-2.4835GHz	802.11g	20	2TX
2.4-2.4835GHz	802.11n HT20	20	2TX
2.4-2.4835GHz	802.11n HT40	40	2TX

Note:

- ♦ 11b mode uses a combination of DSSS-DBPSK, DQPSK, CCK modulation.
- ♦ 11g, HT20 and HT40 use a combination of OFDM-BPSK, QPSK, 16QAM, 64QAM modulation.
- ♦ BWch is the nominal channel bandwidth.
- ♦ Nss-Min is the minimum number of spatial streams.
- ♦ Nant is the number of outputs. e.g., 2(2,3) means have 2 outputs for port 2 and port 3. 2 means have 2 outputs for port 1 and port 2.



1.1.2 Antenna Information

Ant.	Port			Brand	Part No.	Antenna Type	Connector	Gain (dBi)		
	2.4GHz	5GHz	BT					2.4GHz	5GHz	BT
1	1, 2	1, 2	1	MAG.LAYERS	MSA-4008-25GC1-A2	PIFA Antenna	I-PEX	2.98	5.16	2.98
2	1, 2	1, 2	1	Cortec	AN2450-5511BRS- -SMASFR8-3100 B-4AX00I	Dipole Antenna	I-PEX	2.14	3.61	2.14

Note: The above information was declared by manufacturer.

For 2.4GHz WLAN function:

For IEEE 802.11b/g/n mode (2TX/2RX):

Port 1 and Port 2 can be used as transmitting/receiving antenna.

Port 1 and Port 2 could transmit/receive simultaneously.

For 5GHz WLAN function:

For IEEE 802.11a/n/ac mode (2TX/2RX):

Port 1 and Port 2 can be used as transmitting/receiving antenna.

Port 1 and Port 2 could transmit/receive simultaneously.

For Bluetooth function: (1TX/1RX):

Only Port 1 can be used as transmitting/receiving antenna.

1.1.3 Mode Test Duty Cycle

For Ant.1

Mode	DC	DCF(dB)	T(s)	VBW(Hz) ≥ 1/T
802.11b	0.999	0.01	n/a (DC>=0.98)	n/a (DC>=0.98)
802.11g	0.988	0.05	n/a (DC>=0.98)	n/a (DC>=0.98)
802.11n HT20	0.988	0.05	n/a (DC>=0.98)	n/a (DC>=0.98)
802.11n HT40	0.974	0.11	648.75u	3k

For Ant.2

Mode	DC	DCF(dB)	T(s)	VBW(Hz) ≥ 1/T
802.11b	0.997	0.01	n/a (DC>=0.98)	n/a (DC>=0.98)
802.11g	0.989	0.05	n/a (DC>=0.98)	n/a (DC>=0.98)
802.11n HT20	0.989	0.05	n/a (DC>=0.98)	n/a (DC>=0.98)
802.11n HT40	0.976	0.11	650u	3k

1.1.4 EUT Operational Condition

EUT Power Type	From host system			
Beamforming Function	<input type="checkbox"/> With beamforming	<input checked="" type="checkbox"/> Without beamforming		
Function	<input checked="" type="checkbox"/> Point-to-multipoint	<input type="checkbox"/> Point-to-point		
Test Software Version	Dut labtool 1.0.0.164			



Note: The above information was declared by manufacturer.

1.2 Applicable Standards

According to the specifications of the manufacturer, the EUT must comply with the requirements of the following standards:

- ◆ 47 CFR FCC Part 15
- ◆ ANSI C63.10-2013
- ◆ FCC KDB 558074 D01 v05r02
- ◆ FCC KDB 662911 D01 v02r01
- ◆ FCC KDB 414788 D01 v01r01

1.3 Testing Location Information

Testing Location		
<input type="checkbox"/>	HWA YA	ADD : No. 52, Huaya 1st Rd., Guishan Dist., Taoyuan City, Taiwan (R.O.C.) TEL : 886-3-327-3456 FAX : 886-3-327-0973
<input checked="" type="checkbox"/>	JHUBEI	ADD : No.8, Lane 724, Bo-ai St., Jhubei City, HsinChu County 302, Taiwan, R.O.C. TEL : 886-3-656-9065 FAX : 886-3-656-9085

Test Condition	Test Site No.	Test Engineer	Test Environment	Test Date
RF Conducted	TH01-CB	Gino Huang	26.3~27.3°C / 59~63%	Aug. 03, 2019 ~ Sep. 11, 2019
Radiated<1GHz and Radiated Emission Co-location	03CH03-CB	Stim Sung	22~24°C / 50~60%	Jul. 15, 2019 ~ Jul. 16, 2019
Radiated>1GHz	03CH04-CB	Paul Chen	23.2~23.5°C / 48~54%	Jul. 31, 2019 ~ Oct. 01, 2019
AC Conduction	CO01-CB	Wei Li	24.5~24.9°C / 57~60%	Jul. 18, 2019

Test site Designation No. TW0006 with FCC.
Test site registered number IC 4086D with Industry Canada.

1.4 Measurement Uncertainty

ISO/IEC 17025 requires that an estimate of the measurement uncertainties associated with the emissions test results be included in the report. The measurement uncertainties given below are based on a 95% confidence level (based on a coverage factor (k=2))

Test Items	Uncertainty	Remark
Conducted Emission (150kHz ~ 30MHz)	2.0 dB	Confidence levels of 95%
Radiated Emission (30MHz ~ 1,000MHz)	4.3 dB	Confidence levels of 95%
Radiated Emission (1GHz ~ 18GHz)	4.3 dB	Confidence levels of 95%
Radiated Emission (18GHz ~ 40GHz)	5.1 dB	Confidence levels of 95%
Conducted Emission	2.4 dB	Confidence levels of 95%
Output Power Measurement	1.5 dB	Confidence levels of 95%
Power Density Measurement	2.4 dB	Confidence levels of 95%
Bandwidth Measurement	2%	Confidence levels of 95%



2 Test Configuration of EUT

2.1 Test Channel Mode

For Ant.1

Mode	PowerSetting
802.11b_Nss1,(1Mbps)_2TX	-
2412MHz	13
2437MHz	15
2462MHz	15
802.11g_Nss1,(6Mbps)_2TX	-
2412MHz	11
2417MHz	14
2437MHz	19
2457MHz	15
2462MHz	13
802.11n HT20_Nss1,(MCS0)_2TX	-
2412MHz	10
2417MHz	14
2437MHz	18
2457MHz	15
2462MHz	12
802.11n HT40_Nss1,(MCS0)_2TX	-
2422MHz	9
2427MHz	10
2437MHz	14
2452MHz	12



For Ant.2

Mode	PowerSetting
802.11b_Nss1,(1Mbps)_2TX	-
2412MHz	12
2437MHz	9
2462MHz	11
802.11g_Nss1,(6Mbps)_2TX	-
2412MHz	13
2417MHz	15
2437MHz	16
2462MHz	14
802.11n HT20_Nss1,(MCS0)_2TX	-
2412MHz	14
2437MHz	16
2462MHz	14
802.11n HT40_Nss1,(MCS0)_2TX	-
2422MHz	11
2427MHz	12
2437MHz	15
2452MHz	13



2.2 The Worst Case Measurement Configuration

The Worst Case Mode for Following Conformance Tests	
Tests Item	AC power-line conducted emissions
Condition	AC power-line conducted measurement for line and neutral
Operating Mode	Normal Link
1	EUT + Ant.1 (WLAN 2.4GHz+Bluetooth)
2	EUT + Ant.1 (WLAN 5GHz+Bluetooth)
3	EUT + Ant.2 (WLAN 2.4GHz+Bluetooth)
4	EUT + Ant.2 (WLAN 5GHz+Bluetooth)
For operating mode 3 was the worst case and it was record in this test report.	

The Worst Case Mode for Following Conformance Tests	
Tests Item	DTS Bandwidth Maximum Conducted Output Power Power Spectral Density Emissions in Non-restricted Frequency Bands
Test Condition	Conducted measurement at transmit chains
Test Mode	1 EUT + Ant.1
	2 EUT + Ant.2

The Worst Case Mode for Following Conformance Tests	
Tests Item	Emissions in Restricted Frequency Bands
Test Condition	Radiated measurement If EUT consist of multiple antenna assembly (multiple antenna are used in EUT regardless of spatial multiplexing MIMO configuration), the radiated test should be performed with highest antenna gain of each antenna type.
Operating Mode < 1GHz	Normal Link
1	EUT in Z axis + Ant.1 (WLAN 2.4GHz+Bluetooth)
2	EUT in Z axis + Ant.1 (WLAN 5GHz+Bluetooth)
3	EUT in Z axis + Ant.2 (WLAN 2.4GHz+Bluetooth)
4	EUT in Z axis + Ant.2 (WLAN 5GHz+Bluetooth)
For operating mode 4 was the worst case and it was record in this test report.	
Operating Mode > 1GHz	CTX
The EUT was performed at X axis, Y axis and Z axis position test, and the worst case was found at Z axis for Ant.1 and X axis for Ant.2. So the measurement will follow this same test configuration.	
1	EUT in Z axis + Ant.1
2	EUT in X axis + Ant.2



The Worst Case Mode for Following Conformance Tests	
Tests Item	Simultaneous Transmission Analysis - Radiated Emission Co-location
Test Condition	Radiated measurement
Operating Mode	Normal Link
1	Bluetooth+WLAN 2.4GHz
2	Bluetooth+WLAN 5GHz

For operating mode 2 was the worst case and it was record in this test report.

The Worst Case Mode for Following Conformance Tests	
Tests Item	Simultaneous Transmission Analysis - Co-location RF Exposure Evaluation
Operating Mode	
1	Bluetooth+WLAN 2.4GHz
2	Bluetooth+WLAN 5GHz

Refer to Sporton Test Report No.: FA8D2029 for Co-location RF Exposure Evaluation.

2.3 EUT Operation during Test

For CTX Mode:

The EUT was programmed to be in continuously transmitting mode.

For Normal Link:

During the test, the EUT operation to normal function.

2.4 Accessories

N/A



2.5 Support Equipment

For AC Conduction:

Support Equipment				
No.	Equipment	Brand Name	Model Name	FCC ID
A	NB	DELL	E6430	N/A
B	Mouse	Logitech	M-U0026	N/A
C	AP Router	ASUS	RP-N53	MSQ-RPN53
D	Bluetooth Speaker	MARUS	MSK06C-RD	N/A
E	Earphone	SHYARO CHI	MIC-04	N/A
F	Fixture	AzureWave	AW-CB162NF	N/A

For Radiated (below 1GHz):

Support Equipment				
No.	Equipment	Brand Name	Model Name	FCC ID
A	Notebook	DELL	E4300	N/A
B	Bluetooth speaker	MARUS	MSK06C-RD	N/A
C	WLAN AP	Netgear	R7500	PY314300288
D	Earphone	e-Power	S90W	N/A
E	Mouse	Logitech	M-U0026	N/A
F	Fixture	AzureWave	AW-CB162NF	N/A

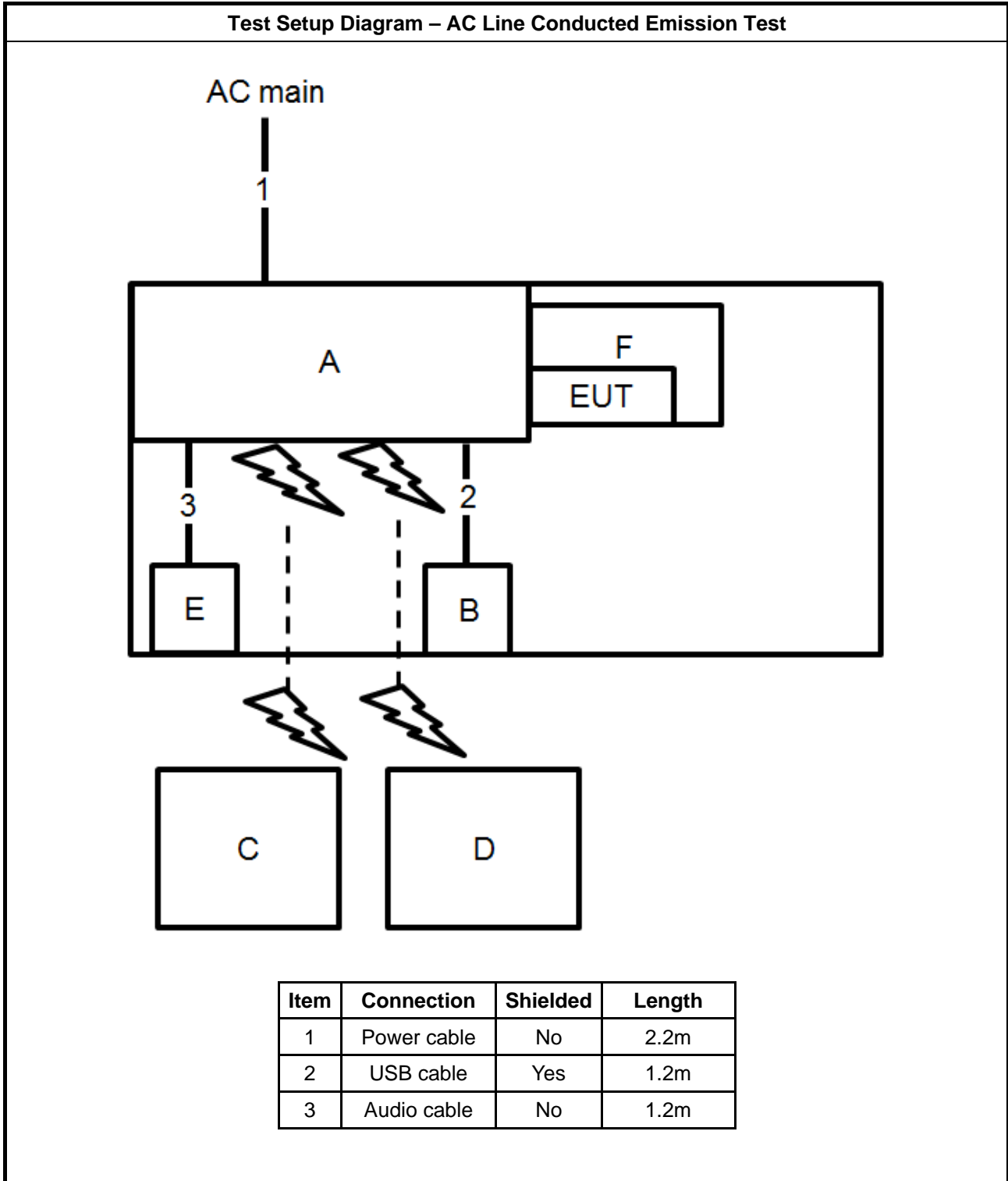
For Radiated (above 1GHz):

Support Equipment				
No.	Equipment	Brand Name	Model Name	FCC ID
A	Notebook	DELL	E4300	N/A
B	Fixture	AzureWave	AW-CB162NF	N/A
C	Notebook	DELL	E4300	N/A

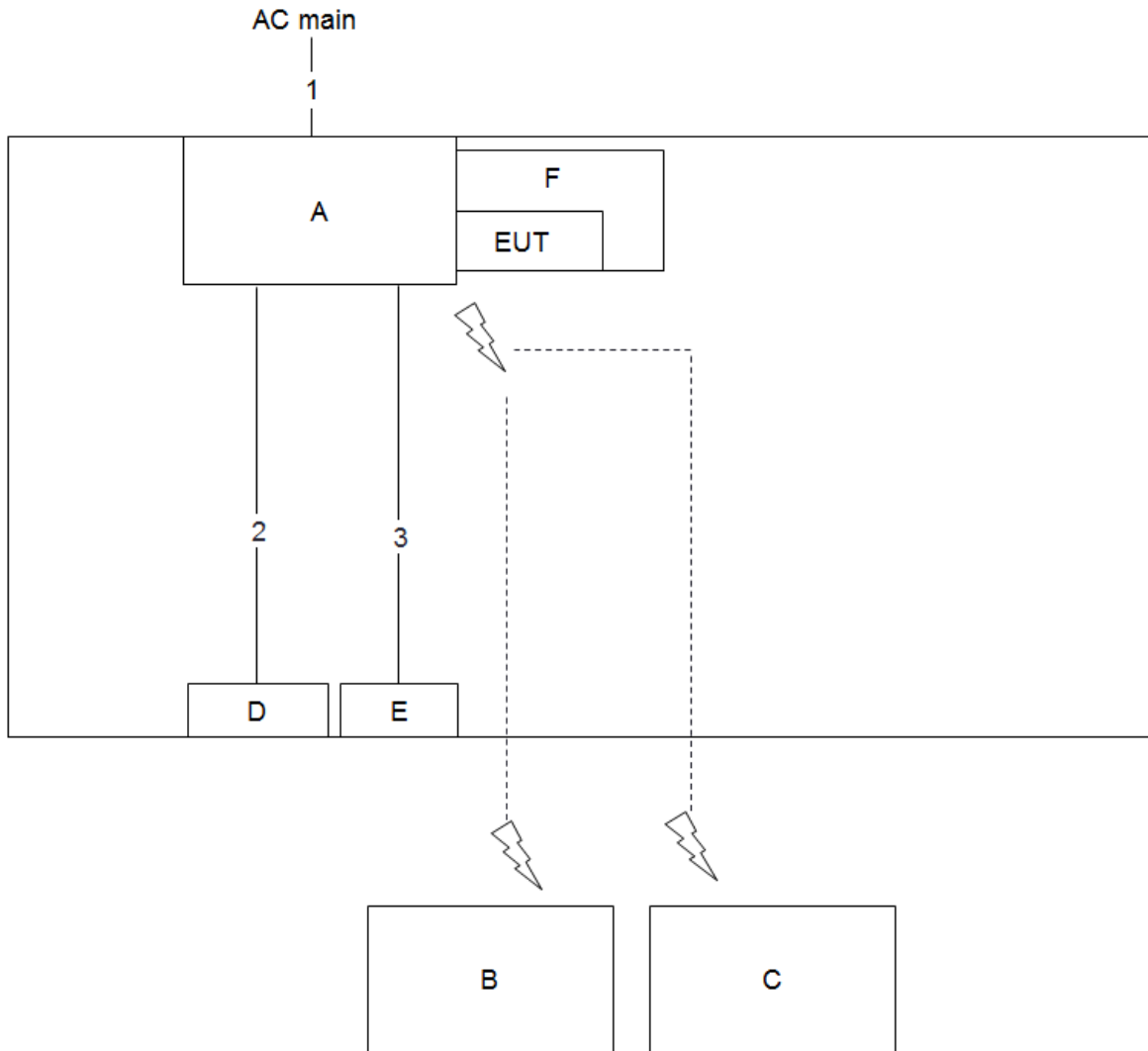
For RF Conducted:

Support Equipment				
No.	Equipment	Brand Name	Model Name	FCC ID
A	Notebook	DELL	E4300	N/A
B	Fixture	AzureWave	AW-CB162NF	N/A

2.6 Test Setup Diagram

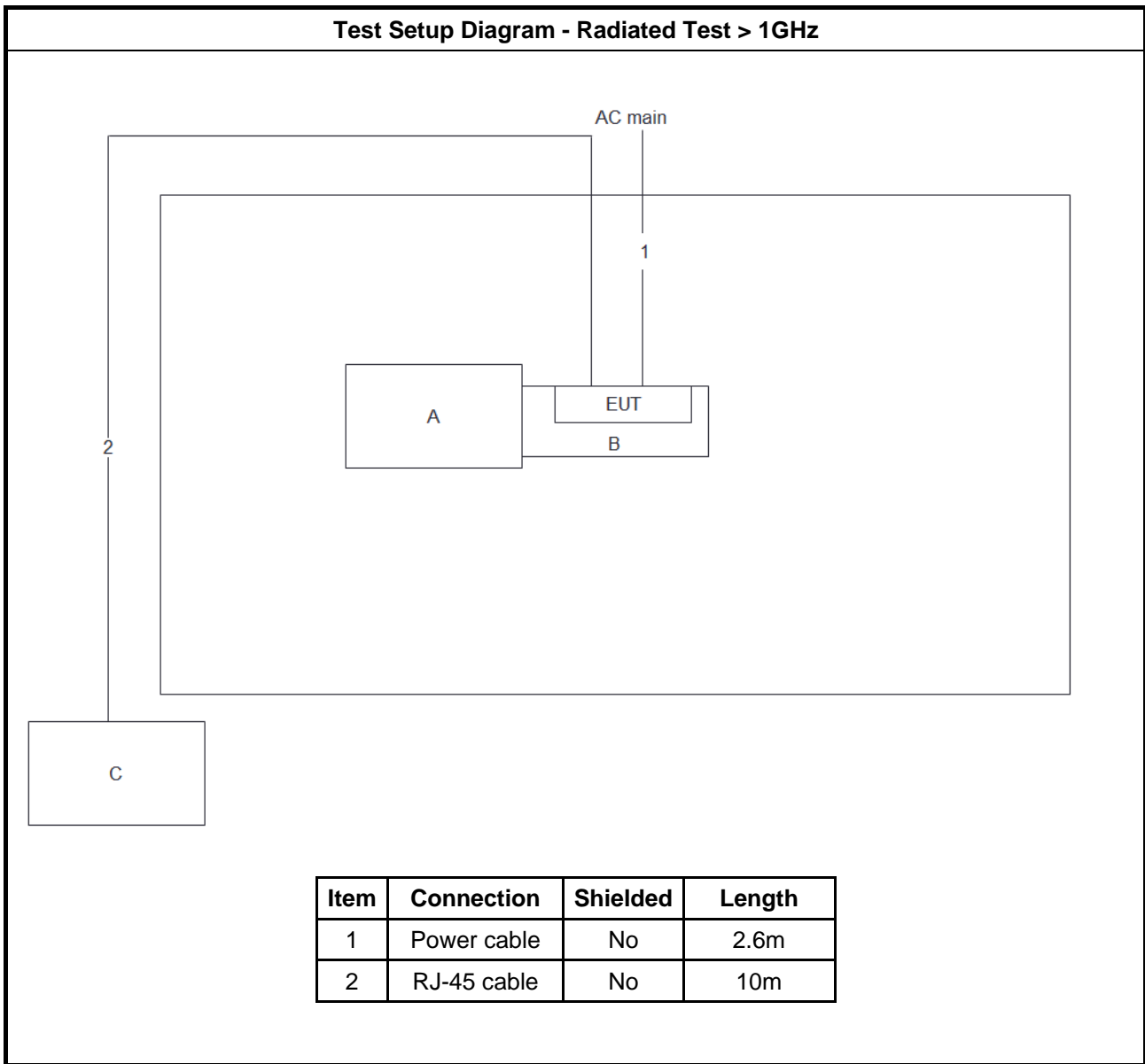


Test Setup Diagram - Radiated Test < 1GHz



Item	Connection	Shielded	Length
1	Power cable	No	2.6m
2	Audio cable	No	1.4m
3	USB cable	Yes	1.8m

Test Setup Diagram - Radiated Test > 1GHz



Item	Connection	Shielded	Length
1	Power cable	No	2.6m
2	RJ-45 cable	No	10m



3 Transmitter Test Result

3.1 AC Power-line Conducted Emissions

3.1.1 AC Power-line Conducted Emissions Limit

AC Power-line Conducted Emissions Limit		
Frequency Emission (MHz)	Quasi-Peak	Average
0.15-0.5	66 - 56 *	56 - 46 *
0.5-5	56	46
5-30	60	50

Note 1: * Decreases with the logarithm of the frequency.

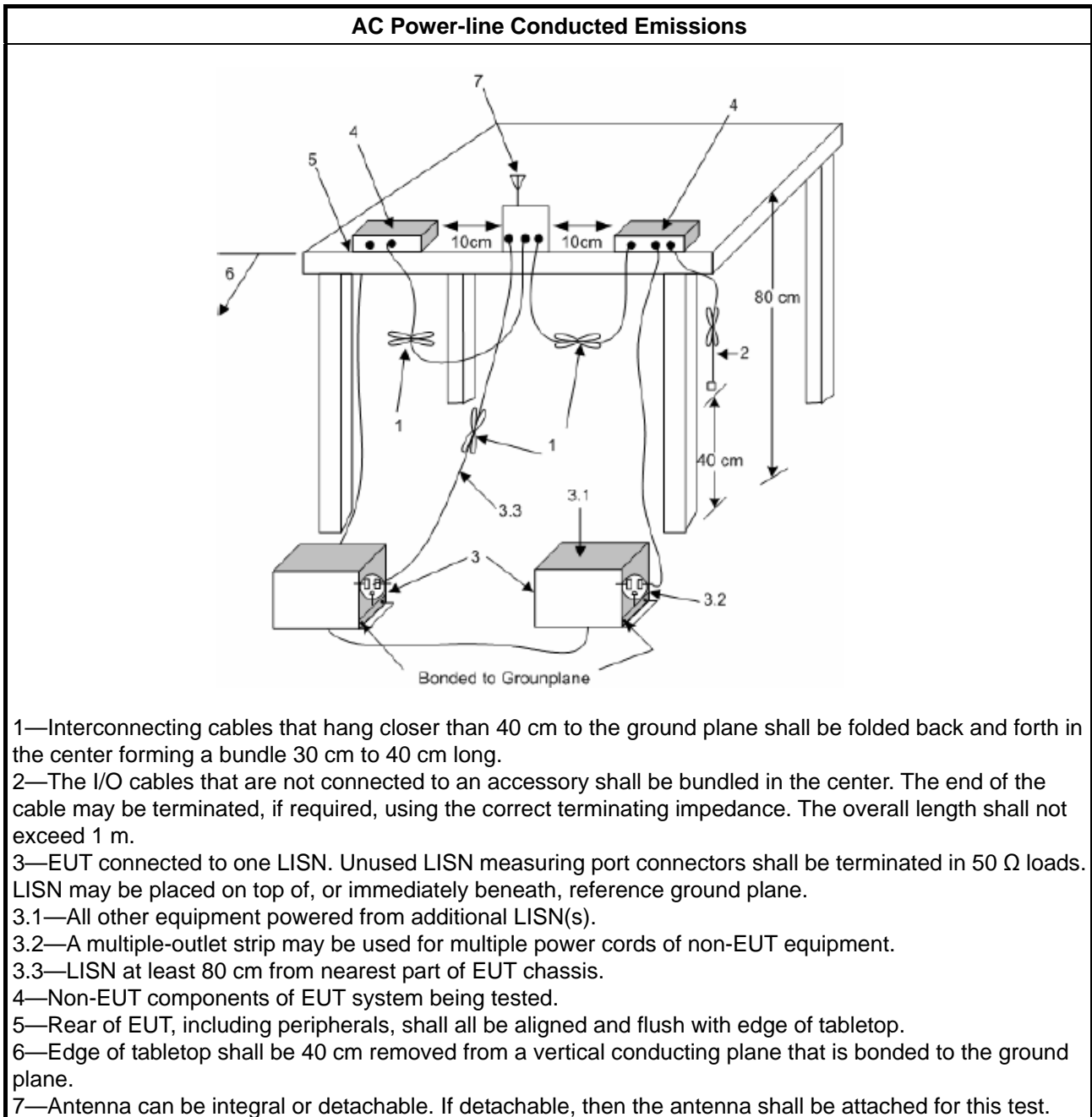
3.1.2 Measuring Instruments

Refer a test equipment and calibration data table in this test report.

3.1.3 Test Procedures

Test Method
<input checked="" type="checkbox"/> Refer as ANSI C63.10-2013, clause 6.2 for AC power-line conducted emissions.

3.1.4 Test Setup



3.1.5 Test Result of AC Power-line Conducted Emissions

Refer as Appendix A

3.2 DTS Bandwidth

3.2.1 6dB Bandwidth Limit

6dB Bandwidth Limit
Systems using digital modulation techniques:
<ul style="list-style-type: none"> ▪ 6 dB bandwidth \geq 500 kHz.

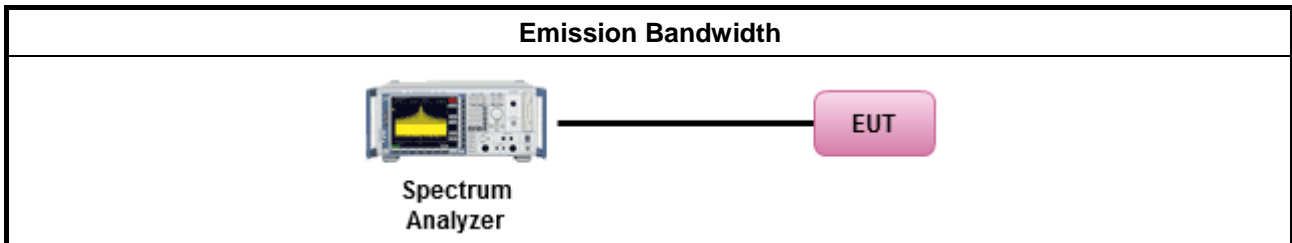
3.2.2 Measuring Instruments

Refer a test equipment and calibration data table in this test report.

3.2.3 Test Procedures

Test Method
<ul style="list-style-type: none"> ▪ For the emission bandwidth shall be measured using one of the options below:
<input checked="" type="checkbox"/> Refer as FCC KDB 558074, clause 8.2 & C63.10 clause 11.8.1 Option 1 for 6 dB bandwidth measurement.
<input type="checkbox"/> Refer as FCC KDB 558074, clause 8.2 & C63.10 clause 11.8.2 Option 2 for 6 dB bandwidth measurement.
<input type="checkbox"/> Refer as ANSI C63.10, clause 6.9.1 for occupied bandwidth testing.

3.2.4 Test Setup



3.2.5 Test Result of Emission Bandwidth

Refer as Appendix B



3.3 Maximum Conducted Output Power

3.3.1 Maximum Conducted Output Power Limit

Maximum Conducted Output Power Limit	
	<ul style="list-style-type: none">▪ If $G_{TX} \leq 6$ dBi, then $P_{Out} \leq 30$ dBm (1 W)
	<ul style="list-style-type: none">▪ Point-to-multipoint systems (P2M): If $G_{TX} > 6$ dBi, then $P_{Out} = 30 - (G_{TX} - 6)$ dBm
	<ul style="list-style-type: none">▪ Point-to-point systems (P2P): If $G_{TX} > 6$ dBi, then $P_{Out} = 30 - (G_{TX} - 6)/3$ dBm
	<ul style="list-style-type: none">▪ Smart antenna system (SAS):
	<ul style="list-style-type: none">- Single beam: If $G_{TX} > 6$ dBi, then $P_{Out} = 30 - (G_{TX} - 6)/3$ dBm
	<ul style="list-style-type: none">- Overlap beam: If $G_{TX} > 6$ dBi, then $P_{Out} = 30 - (G_{TX} - 6)/3$ dBm
	<ul style="list-style-type: none">- Aggregate power on all beams: If $G_{TX} > 6$ dBi, then $P_{Out} = 30 - (G_{TX} - 6)/3 + 8$ dB dBm
P_{Out} = maximum peak conducted output power or maximum conducted output power in dBm, G_{TX} = the maximum transmitting antenna directional gain in dBi.	

3.3.2 Measuring Instruments


Refer a test equipment and calibration data table in this test report.



3.3.3 Test Procedures

Test Method	
<ul style="list-style-type: none"> ▪ Maximum Peak Conducted Output Power 	
<input type="checkbox"/>	Refer as FCC KDB 558074, clause 8.3.1.1 & C63.10 clause 11.9.1.1 (RBW ≥ EBW method).
<input type="checkbox"/>	Refer as FCC KDB 558074, clause 8.3.1.3 & C63.10 clause 11.9.1.3 (peak power meter).
<ul style="list-style-type: none"> ▪ Maximum Conducted Output Power 	
[duty cycle ≥ 98% or external video / power trigger]	
<input type="checkbox"/>	Refer as FCC KDB 558074, clause 8.3.2.2 & C63.10 clause 11.9.2.2.2 Method AVGSA-1.
<input type="checkbox"/>	Refer as FCC KDB 558074, clause 8.3.2.2 & C63.10 clause 11.9.2.2.3 Method AVGSA-1A. (alternative)
duty cycle < 98% and average over on/off periods with duty factor	
<input type="checkbox"/>	Refer as FCC KDB 558074, clause 8.3.2.2 & C63.10 clause 11.9.2.2.4 Method AVGSA-2.
<input type="checkbox"/>	Refer as FCC KDB 558074, clause 8.3.2.2 & C63.10 clause 11.9.2.2.5 Method AVGSA-2A (alternative)
<input type="checkbox"/>	Refer as FCC KDB 558074, clause 8.3.2.2 & C63.10 clause 11.9.2.2.6 Method AVGSA-3
<input type="checkbox"/>	Refer as FCC KDB 558074, clause 8.3.2.2 & C63.10 clause 11.9.2.2.7 Method AVGSA-3A (alternative)
Measurement using a power meter (PM)	
<input checked="" type="checkbox"/>	Refer as FCC KDB 558074, clause 8.3.2.3 & C63.10 clause 11.9.2.3.1 Method AVGPM (using an RF average power meter).
<input type="checkbox"/>	Refer as FCC KDB 558074, clause 8.3.2.3 & C63.10 clause 11.9.2.3.2 Method AVGPM-G (using an gate RF average power meter).
<ul style="list-style-type: none"> ▪ For conducted measurement. 	
<ul style="list-style-type: none"> ▪ If the EUT supports multiple transmit chains using options given below: Refer as FCC KDB 662911, In-band power measurements. Using the measure-and-sum approach, measured all transmit ports individually. Sum the power (in linear power units e.g., mW) of all ports for each individual sample and save them. 	
<ul style="list-style-type: none"> ▪ If multiple transmit chains, EIRP calculation could be following as methods: $P_{total} = P_1 + P_2 + \dots + P_n$ (calculated in linear unit [mW] and transfer to log unit [dBm]) $EIRP_{total} = P_{total} + DG$ 	

3.3.4 Test Setup



3.3.5 Test Result of Maximum Conducted Output Power

Refer as Appendix C



3.4 Power Spectral Density

3.4.1 Power Spectral Density Limit

Power Spectral Density Limit
<ul style="list-style-type: none"> Power Spectral Density (PSD) \leq 8 dBm/3kHz

3.4.2 Measuring Instruments

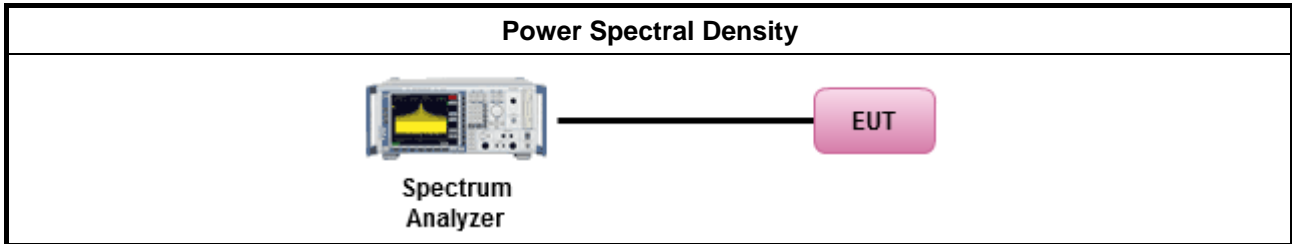
Refer a test equipment and calibration data table in this test report.

3.4.3 Test Procedures

Test Method
<ul style="list-style-type: none"> Peak power spectral density procedures that the same method as used to determine the conducted output power. If maximum peak conducted output power was measured to demonstrate compliance to the output power limit, then the peak PSD procedure below (Method PKPSD) shall be used. If maximum conducted output power was measured to demonstrate compliance to the output power limit, then one of the average PSD procedures shall be used, as applicable based on the following criteria (the peak PSD procedure is also an acceptable option).
<input checked="" type="checkbox"/> Refer as FCC KDB 558074, clause 8.4 & C63.10 clause 11.10.2 Method PKPSD. [duty cycle \geq 98% or external video / power trigger]
<input type="checkbox"/> Refer as FCC KDB 558074, clause 8.4 & C63.10 clause 11.10.3 Method AVGPSD-1.
<input type="checkbox"/> Refer as FCC KDB 558074, clause 8.4 & C63.10 clause 11.10.5 Method AVGPSD-2.
<input type="checkbox"/> Refer as FCC KDB 558074, clause 8.4 & C63.10 clause 11.10.7 Method AVGPSD-3. duty cycle < 98% and average over on/off periods with duty factor
<input type="checkbox"/> Refer as FCC KDB 558074, clause 8.4 & C63.10 clause 11.10.4 Method AVGPSD-1A. (alternative).
<input type="checkbox"/> Refer as FCC KDB 558074, clause 8.4 & C63.10 clause 11.10.6 Method AVGPSD-2A. (alternative)
<input type="checkbox"/> Refer as FCC KDB 558074, clause 8.4 & C63.10 clause 11.10.8 Method AVGPSD-3A. (alternative)
<ul style="list-style-type: none"> For conducted measurement. <ul style="list-style-type: none"> If The EUT supports multiple transmit chains using options given below: <ul style="list-style-type: none"> <input checked="" type="checkbox"/> Option 1: Measure and sum the spectra across the outputs. Refer as FCC KDB 662911, In-band power spectral density (PSD). Sample all transmit ports simultaneously using a spectrum analyzer for each transmit port. Where the trace bin-by-bin of each transmit port summing can be performed. (i.e., in the first spectral bin of output 1 is summed with that in the first spectral bin of output 2 and that from the first spectral bin of output 3, and so on up to the NTX output to obtain the value for the first frequency bin of the summed spectrum.). Add up the amplitude (power) values for the different transmit chains and use this as the new data trace. <input type="checkbox"/> Option 2: Measure and sum spectral maxima across the outputs. With this technique, spectra are measured at each output of the device at the required resolution bandwidth. The maximum value (peak) of each spectrum is determined. These maximum values are then summed mathematically in linear power units across the outputs. These operations shall be performed separately over frequency spans that have different out-of-band or spurious emission limits,

- Option 3: Measure and add $10 \log(N)$ dB, where N is the number of transmit chains. Refer as FCC KDB 662911, In-band power spectral density (PSD). Performed at each transmit chains and each transmit chains shall be compared with the limit have been reduced with $10 \log(N)$. Or each transmit chains shall be add $10 \log(N)$ to compared with the limit.

3.4.4 Test Setup



3.4.5 Test Result of Power Spectral Density

Refer as Appendix D

3.5 Emissions in Non-restricted Frequency Bands

3.5.1 Emissions in Non-restricted Frequency Bands Limit

Un-restricted Band Emissions Limit	
RF output power procedure	Limit (dBc)
Peak output power procedure	20
Average output power procedure	30

Note 1: If the peak output power procedure is used to measure the fundamental emission power to demonstrate compliance to requirements, then the peak conducted output power measured within any 100 kHz outside the authorized frequency band shall be attenuated by at least 20 dB relative to the maximum measured in-band peak PSD level.

Note 2: If the average output power procedure is used to measure the fundamental emission power to demonstrate compliance to requirements, then the power in any 100 kHz outside of the authorized frequency band shall be attenuated by at least 30 dB relative to the maximum measured in-band average PSD level.

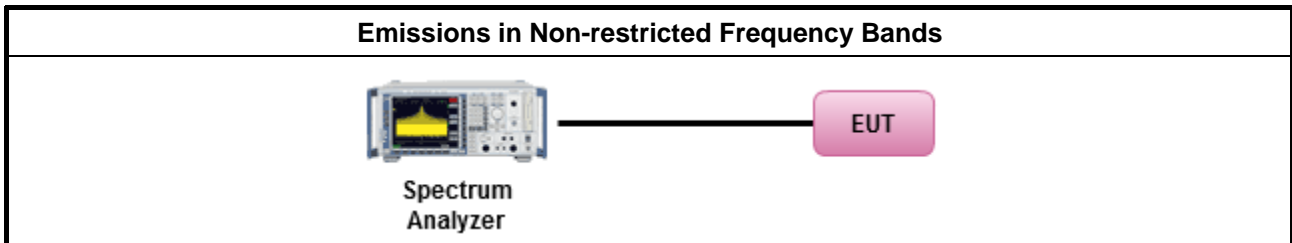
3.5.2 Measuring Instruments

Refer a test equipment and calibration data table in this test report.

3.5.3 Test Procedures

Test Method
<ul style="list-style-type: none"> Refer as FCC KDB 558074, clause 8.5 for unwanted emissions into non-restricted bands.

3.5.4 Test Setup



3.5.5 Test Result of Emissions in Non-restricted Frequency Bands

Refer as Appendix E



3.6 Emissions in Restricted Frequency Bands

3.6.1 Emissions in Restricted Frequency Bands Limit

Restricted Band Emissions Limit			
Frequency Range (MHz)	Field Strength (uV/m)	Field Strength (dBuV/m)	Measure Distance (m)
0.009~0.490	2400/F(kHz)	48.5 - 13.8	300
0.490~1.705	24000/F(kHz)	33.8 - 23	30
1.705~30.0	30	29	30
30~88	100	40	3
88~216	150	43.5	3
216~960	200	46	3
Above 960	500	54	3

Note 1: Test distance for frequencies at or above 30 MHz, measurements may be performed at a distance other than the limit distance provided they are not performed in the near field and the emissions to be measured can be detected by the measurement equipment. When performing measurements at a distance other than that specified, the results shall be extrapolated to the specified distance using an extrapolation factor of 20 dB/decade (inverse of linear distance for field-strength measurements, inverse of linear distance-squared for power-density measurements).

Note 2: Test distance for frequencies at below 30 MHz, measurements may be performed at a distance closer than the EUT limit distance; however, an attempt should be made to avoid making measurements in the near field. When performing measurements below 30 MHz at a closer distance than the limit distance, the results shall be extrapolated to the specified distance by either making measurements at a minimum of two or more distances on at least one radial to determine the proper extrapolation factor or by using the square of an inverse linear distance extrapolation factor (40 dB/decade). The test report shall specify the extrapolation method used to determine compliance of the EUT.

Note 3: Using the distance of 1m during the test for above 18 GHz, and the test value to correct for the distance factor at 3m.

3.6.2 Measuring Instruments

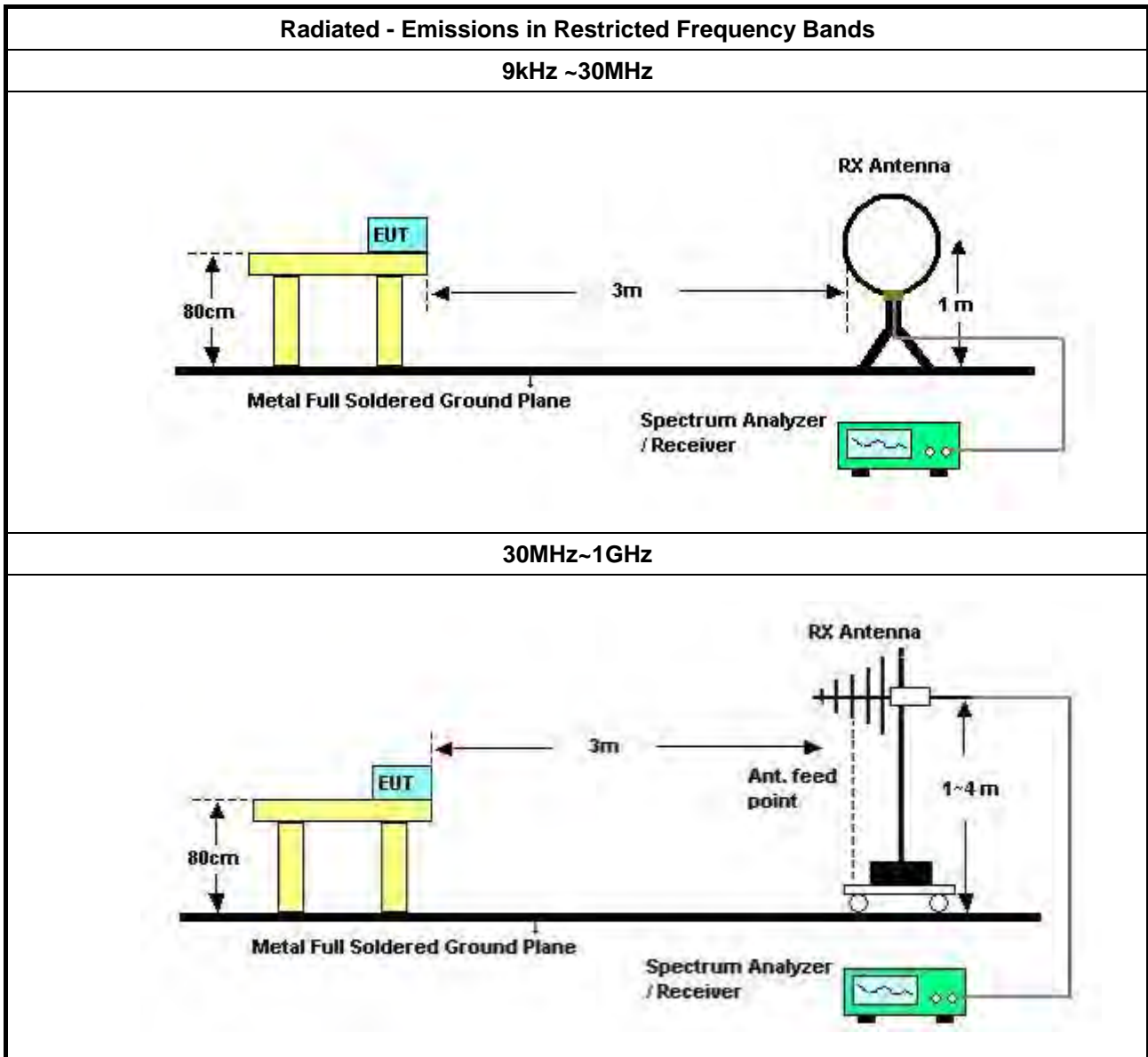
Refer a test equipment and calibration data table in this test report.

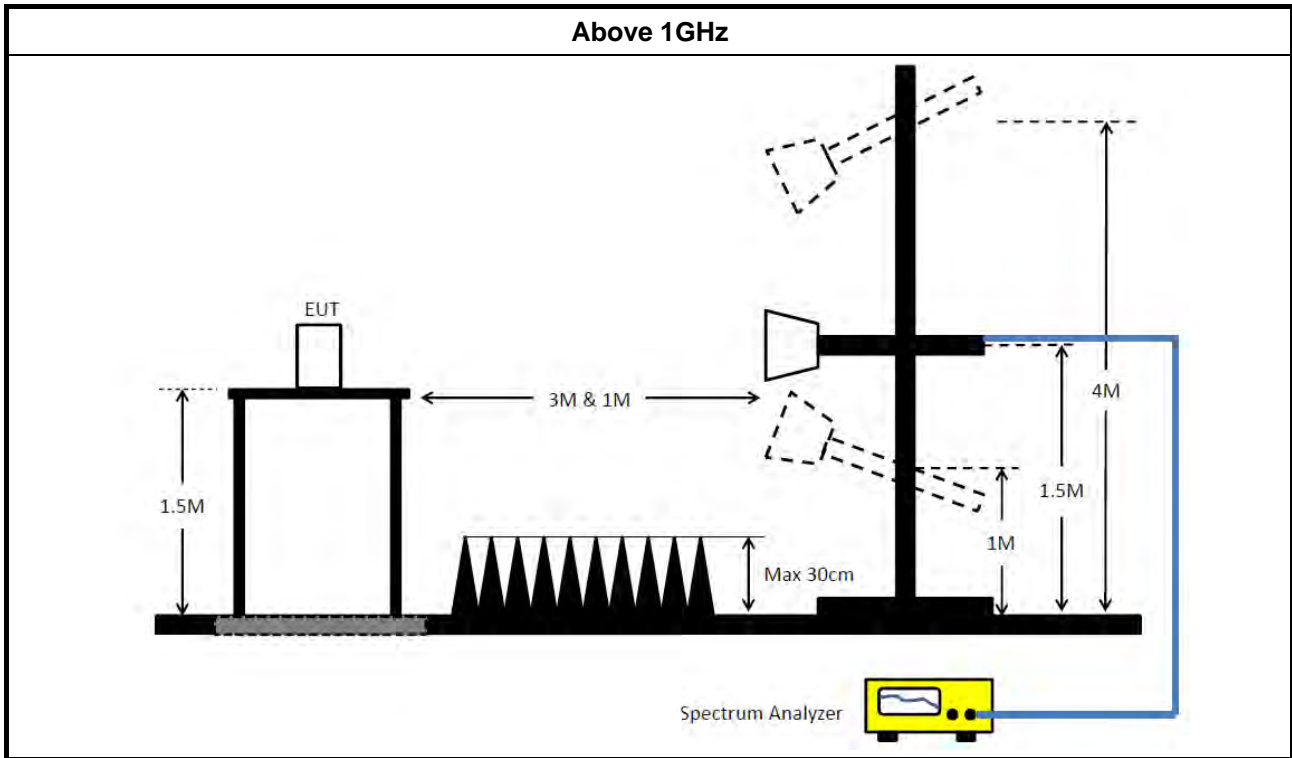


3.6.3 Test Procedures

Test Method	
<ul style="list-style-type: none"> ▪ The average emission levels shall be measured in [duty cycle \geq 98 or duty factor]. 	
<ul style="list-style-type: none"> ▪ Refer as ANSI C63.10, clause 6.10.3 band-edge testing shall be performed at the lowest frequency channel and highest frequency channel within the allowed operating band. 	
<ul style="list-style-type: none"> ▪ For the transmitter unwanted emissions shall be measured using following options below: 	
	<ul style="list-style-type: none"> ▪ Refer as FCC KDB 558074, clause 8.6 for unwanted emissions into restricted bands.
	<input type="checkbox"/> Refer as FCC KDB 558074, clause 8.6 & C63.10 clause 11.12.2.5.1(trace averaging for duty cycle \geq 98%).
	<input type="checkbox"/> Refer as FCC KDB 558074, clause 8.6 & C63.10 clause 11.12.2.5.2(trace averaging + duty factor).
	<input checked="" type="checkbox"/> Refer as FCC KDB 558074, clause 8.6 & C63.10 clause 11.12.2.5.3(Reduced VBW \geq 1/T).
	<input type="checkbox"/> Refer as ANSI C63.10, clause 11.12.2.5.3 (Reduced VBW). VBW \geq 1/T, where T is pulse time.
	<input type="checkbox"/> Refer as ANSI C63.10, clause 7.5 average value of pulsed emissions.
	<input checked="" type="checkbox"/> Refer as FCC KDB 558074, clause 8.6 & C63.10 clause 11.12.2.4 measurement procedure peak limit.
<ul style="list-style-type: none"> ▪ For the transmitter band-edge emissions shall be measured using following options below: 	
	<ul style="list-style-type: none"> ▪ Refer as FCC KDB 558074 clause 8.7 & C63.10 clause 11.13.1, When the performing peak or average radiated measurements, emissions within 2 MHz of the authorized band edge may be measured using the marker-delta method described below.
	<ul style="list-style-type: none"> ▪ Refer as FCC KDB 558074, clause 8.7 (ANSI C63.10, clause 6.10.6) for marker-delta method for band-edge measurements.
	<ul style="list-style-type: none"> ▪ Refer as FCC KDB 558074, clause 8.7 for narrower resolution bandwidth (100kHz) using the band power and summing the spectral levels (i.e., 1 MHz).
	<ul style="list-style-type: none"> ▪ For conducted unwanted emissions into restricted bands (absolute emission limits). Devices with multiple transmit chains using options given below: (1) Measure and sum the spectra across the outputs or (2) Measure and add 10 log(N) dB
	<ul style="list-style-type: none"> ▪ For FCC KDB 662911 The methodology described here may overestimate array gain, thereby resulting in apparent failures to satisfy the out-of-band limits even if the device is actually compliant. In such cases, compliance may be demonstrated by performing radiated tests around the frequencies at which the apparent failures occurred.

3.6.4 Test Setup





3.6.5 Measurement Results Calculation

The measured Level is calculated using:

Corrected Reading: Antenna Factor + Cable Loss + Read Level - Preamp Factor = Level.

3.6.6 Emissions in Restricted Frequency Bands (Below 30MHz)

There is a comparison data of both open-field test site and alternative test site - semi-Anechoic chamber according to KDB414788 Radiated Test Site, and the result came out very similar.

All amplitude of spurious emissions that are attenuated by more than 20 dB below the permissible value has no need to be reported.

The radiated emissions were investigated from 9 kHz or the lowest frequency generated within the device, up to the 10 harmonic or 40 GHz, whichever is appropriate.

3.6.7 Test Result of Emissions in Restricted Frequency Bands

Refer as Appendix F



4 Test Equipment and Calibration Data

Instrument	Manufacturer	Model No.	Serial No.	Characteristics	Calibration Date	Calibration Due Date	Remark
EMI Receiver	Agilent	N9038A	My52260123	9kHz ~ 8.45GHz	Jan. 28, 2019	Jan. 29, 2020	Conduction (CO01-CB)
LISN	F.C.C.	FCC-LISN-50-16-2	04083	150kHz ~ 100MHz	Dec. 24, 2018	Dec. 23, 2019	Conduction (CO01-CB)
LISN	Schwarzbeck	NSLK 8127	8127647	9kHz ~ 30MHz	Jan. 11, 2019	Jan. 10, 2020	Conduction (CO01-CB)
COND Cable	Woken	Cable	Low cable-CO01	9kHz ~ 30MHz	May 21, 2019	May 20, 2020	Conduction (CO01-CB)
Software	Audix	E3	6.120210n	-	N.C.R.	N.C.R.	Conduction (CO01-CB)
Bilog Antenna with 6 dB attenuator	Schaffner	CBL6112B & N-6-06	2928 & AT-N0607	20MHz ~ 2GHz	Jan. 02, 2019	Jan. 01, 2020	Radiation (03CH03-CB)
Horn Antenna	ETS • Lindgren	3115	6821	750MHz~18GHz	Jan. 24, 2019	Jan. 23, 2020	Radiation (03CH03-CB)
Horn Antenna	Schwarzbeck	BBHA 9170	BBHA9170252	15GHz ~ 40GHz	Jun. 27, 2019	Jun. 26, 2020	Radiation (03CH03-CB)
Pre-Amplifier	Agilent	8447D	2944A10259	9kHz ~ 1.3GHz	Jan. 16, 2019	Jan. 15, 2020	Radiation (03CH03-CB)
Pre-Amplifier	Agilent	8449B	3008A02097	1GHz ~ 26.5GHz	Dec. 20, 2018	Dec. 19, 2019	Radiation (03CH03-CB)
Pre-Amplifier	MITEQ	TTA1840-35-H G	1864479	18GHz ~ 40GHz	Jul. 03, 2019	Jul. 02, 2020	Radiation (03CH03-CB)
Spectrum Analyzer	R&S	FSP40	100019	9kHz ~ 40GHz	Jun. 19, 2019	Jun. 18, 2020	Radiation (03CH03-CB)
EMI Test Receiver	R&S	ESCS	826547/017	9kHz ~ 2.75GHz	May 15, 2019	May 14, 2020	Radiation (03CH03-CB)
RF Cable-low	Woken	RG402	Low Cable-02+27	25MHz ~ 1GHz	Oct. 08, 2018	Oct. 07, 2019	Radiation (03CH03-CB)
RF Cable-high	Woken	RG402	High Cable-20+27	1GHz ~ 18GHz	Oct. 08, 2018	Oct. 07, 2019	Radiation (03CH03-CB)
RF Cable-high	Woken	RG402	High Cable-27	1GHz ~ 18GHz	Oct. 08, 2018	Oct. 07, 2019	Radiation (03CH03-CB)
RF Cable-high	Woken	RG402	High Cable-40G#1	18GHz ~ 40 GHz	Jul. 27, 2018	Jul. 26, 2019	Radiation (03CH03-CB)
RF Cable-high	Woken	RG402	High Cable-40G#2	18GHz ~ 40 GHz	Jul. 27, 2018	Jul. 26, 2019	Radiation (03CH03-CB)
Horn Antenna	ETS • Lindgren	3115	00143147	750MHz~18GHz	Oct. 26, 2018	Oct. 25, 2019	Radiation (03CH04-CB)
Horn Antenna	SCHWARZBECK	BBHA 9170	BBHA9170507	15GHz ~ 40GHz	Jun. 12, 2019	Jun. 11, 2020	Radiation (03CH04-CB)
Pre-Amplifier	Agilent	83017A	MY53270063	0.5GHz ~ 26.5GHz	Mar. 19, 2019	Mar. 18, 2020	Radiation (03CH04-CB)
Pre-Amplifier	MITEQ	TTA1840-35-H G	1864479	18GHz ~ 40GHz	Jul. 03, 2019	Jul. 02, 2020	Radiation (03CH04-CB)



Instrument	Manufacturer	Model No.	Serial No.	Characteristics	Calibration Date	Calibration Due Date	Remark
Spectrum Analyzer	R&S	FSP40	100142	9kHz~40GHz	Dec. 26, 2018	Dec. 25, 2019	Radiation (03CH04-CB)
RF Cable-high	Woken	RG402	High Cable-21	1GHz - 18GHz	Oct. 08, 2018	Oct. 07, 2019	Radiation (03CH04-CB)
RF Cable-high	Woken	RG402	High Cable-21+22	1GHz - 18GHz	Oct. 08, 2018	Oct. 07, 2019	Radiation (03CH04-CB)
RF Cable-high	Woken	RG402	High Cable-40G#1	18GHz ~ 40 GHz	Jul. 24, 2019	Jul. 23, 2020	Radiation (03CH04-CB)
RF Cable-high	Woken	RG402	High Cable-40G#2	18GHz ~ 40 GHz	Jul. 24, 2019	Jul. 23, 2020	Radiation (03CH04-CB)
Spectrum analyzer	R&S	FSV40	100979	9kHz~40GHz	Feb. 25, 2019	Feb. 24, 2020	Conducted (TH01-CB)
RF Cable-high	Woken	RG402	High Cable-06	1 GHz – 26.5 GHz	Oct. 08, 2018	Oct. 07, 2019	Conducted (TH01-CB)
RF Cable-high	Woken	RG402	High Cable-07	1 GHz –26.5 GHz	Oct. 08, 2018	Oct. 07, 2019	Conducted (TH01-CB)
RF Cable-high	Woken	RG402	High Cable-08	1 GHz –26.5 GHz	Oct. 08, 2018	Oct. 07, 2019	Conducted (TH01-CB)
RF Cable-high	Woken	RG402	High Cable-09	1 GHz –26.5 GHz	Oct. 08, 2018	Oct. 07, 2019	Conducted (TH01-CB)
RF Cable-high	Woken	RG402	High Cable-10	1 GHz –26.5 GHz	Oct. 08, 2018	Oct. 07, 2019	Conducted (TH01-CB)
RF Cable-high	Woken	RG402	High Cable-28	1 GHz –26.5 GHz	Nov. 19, 2018	Nov. 18, 2019	Conducted (TH01-CB)
Power Sensor	Agilent	E9327A	US40442088	50MHz~18GHz	Jan. 15, 2019	Jan. 14, 2020	Conducted (TH01-CB)
Power Meter	Agilent	E4416A	GB41291199	50MHz~18GHz	Jan. 15, 2019	Jan. 14, 2020	Conducted (TH01-CB)

Note: Calibration Interval of instruments listed above is one year.

N.C.R. means Non-Calibration required.

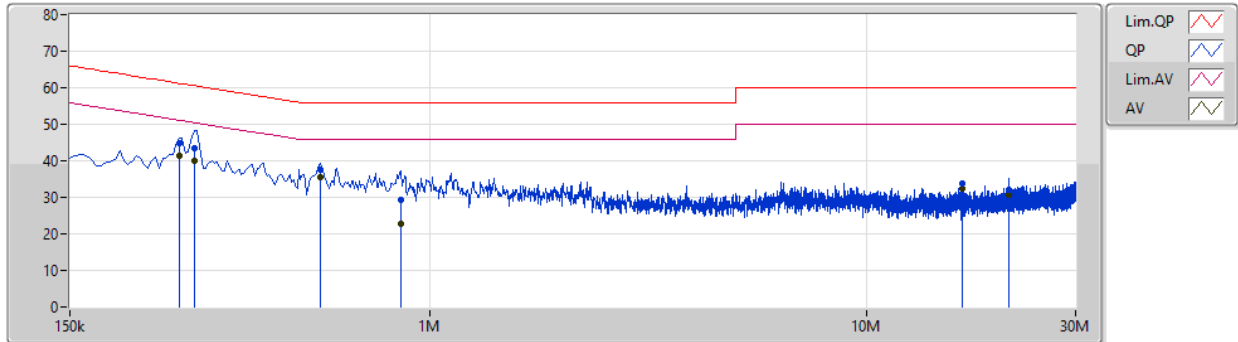


AC Power Port Conducted Emission Result

Appendix A

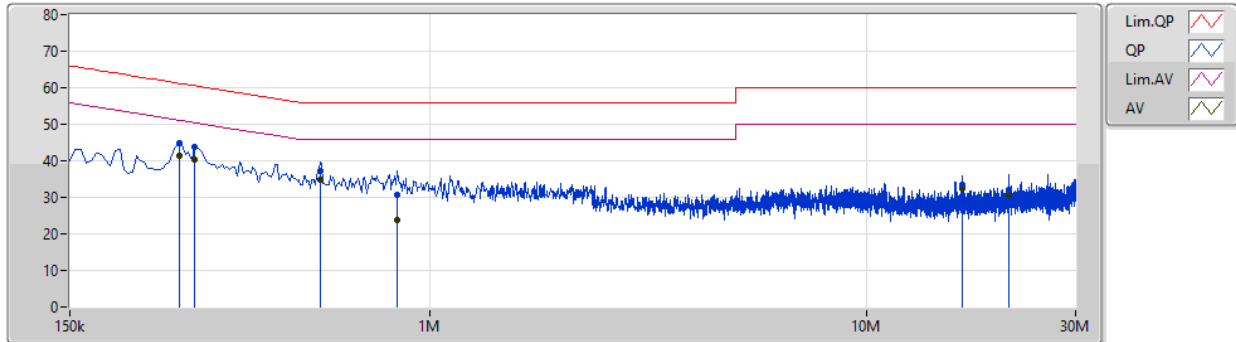
Test Mode	Mode 3	Frequency Range	0.15 MHz to 30 MHz
------------------	--------	------------------------	--------------------

Line



Type	Freq (Hz)	Level (dBuV)	Limit (dBuV)	Margin (dB)	Factor (dB)	Condition	Comment	Raw (dBuV)	AF (dB)	CL (dB)	AT (dB)
QP	267k	44.69	61.20	-16.51	9.92	Line	-	34.77	0.06	0.06	9.80
AV	267k	41.32	51.20	-9.88	9.92	Line	"Worst"	31.40	0.06	0.06	9.80
QP	289.5k	43.49	60.53	-17.04	9.92	Line	-	33.57	0.06	0.06	9.80
AV	289.5k	39.99	50.53	-10.54	9.92	Line	-	30.07	0.06	0.06	9.80
QP	559.5k	37.72	56.00	-18.28	9.94	Line	-	27.78	0.06	0.07	9.81
AV	559.5k	35.53	46.00	-10.47	9.94	Line	-	25.59	0.06	0.07	9.81
QP	856.5k	29.26	56.00	-26.74	9.97	Line	-	19.29	0.07	0.08	9.82
AV	856.5k	22.68	46.00	-23.32	9.97	Line	-	12.71	0.07	0.08	9.82
QP	16.463M	33.67	60.00	-26.33	10.44	Line	-	23.23	0.27	0.23	9.94
AV	16.463M	32.49	50.00	-17.51	10.44	Line	-	22.05	0.27	0.23	9.94
QP	21.17M	32.16	60.00	-27.84	10.58	Line	-	21.58	0.30	0.28	10.00
AV	21.17M	30.82	50.00	-19.18	10.58	Line	-	20.24	0.30	0.28	10.00

Neutral



Type	Freq (Hz)	Level (dBuV)	Limit (dBuV)	Margin (dB)	Factor (dB)	Condition	Comment	Raw (dBuV)	AF (dB)	CL (dB)	AT (dB)
QP	267k	44.66	61.20	-16.54	9.90	Neutral	-	34.76	0.04	0.06	9.80
AV	267k	41.55	51.20	-9.65	9.90	Neutral	"Worst"	31.65	0.04	0.06	9.80
QP	289.5k	43.70	60.53	-16.83	9.90	Neutral	-	33.80	0.04	0.06	9.80
AV	289.5k	40.20	50.53	-10.33	9.90	Neutral	-	30.30	0.04	0.06	9.80
QP	559.5k	37.32	56.00	-18.68	9.93	Neutral	-	27.39	0.05	0.07	9.81
AV	559.5k	34.73	46.00	-11.27	9.93	Neutral	-	24.80	0.05	0.07	9.81
QP	843k	30.67	56.00	-25.33	9.96	Neutral	-	20.71	0.06	0.08	9.82
AV	843k	23.74	46.00	-22.26	9.96	Neutral	-	13.78	0.06	0.08	9.82
QP	16.463M	33.53	60.00	-26.47	10.40	Neutral	-	23.13	0.23	0.23	9.94
AV	16.463M	32.39	50.00	-17.61	10.40	Neutral	-	21.99	0.23	0.23	9.94
QP	21.17M	32.03	60.00	-27.97	10.55	Neutral	-	21.48	0.27	0.28	10.00
AV	21.17M	30.71	50.00	-19.29	10.55	Neutral	-	20.16	0.27	0.28	10.00



Summary

Mode	Max-N dB (Hz)	Max-OBW (Hz)	ITU-Code	Min-N dB (Hz)	Min-OBW (Hz)
2.4-2.4835GHz	-	-	-	-	-
802.11b_Nss1,(1Mbps)_2TX	10.075M	13.6M	13M6G1D	10.05M	13.425M
802.11g_Nss1,(6Mbps)_2TX	16.35M	16.75M	16M7D1D	16.3M	16.509M
802.11n HT20_Nss1,(MCS0)_2TX	17.575M	17.775M	17M8D1D	17.275M	17.7M
802.11n HT40_Nss1,(MCS0)_2TX	35.8M	36.55M	36M5D1D	35.25M	36.132M

Max-N dB = Maximum 6dB down bandwidth; **Max-OBW** = Maximum 99% occupied bandwidth;
Min-N dB = Minimum 6dB down bandwidth; **Min-OBW** = Minimum 99% occupied bandwidth;

Result

Mode	Result	Limit (Hz)	Port 1-N dB (Hz)	Port 1-OBW (Hz)	Port 2-N dB (Hz)	Port 2-OBW (Hz)
802.11b_Nss1,(1Mbps)_2TX	-	-	-	-	-	-
2412MHz	Pass	500k	10.05M	13.475M	10.05M	13.6M
2437MHz	Pass	500k	10.05M	13.425M	10.075M	13.5M
2462MHz	Pass	500k	10.05M	13.525M	10.05M	13.45M
802.11g_Nss1,(6Mbps)_2TX	-	-	-	-	-	-
2412MHz	Pass	500k	16.3M	16.509M	16.325M	16.519M
2437MHz	Pass	500k	16.3M	16.675M	16.35M	16.75M
2462MHz	Pass	500k	16.35M	16.65M	16.325M	16.625M
802.11n HT20_Nss1,(MCS0)_2TX	-	-	-	-	-	-
2412MHz	Pass	500k	17.55M	17.725M	17.55M	17.75M
2437MHz	Pass	500k	17.275M	17.7M	17.525M	17.775M
2462MHz	Pass	500k	17.575M	17.725M	17.575M	17.75M
802.11n HT40_Nss1,(MCS0)_2TX	-	-	-	-	-	-
2422MHz	Pass	500k	35.25M	36.182M	35.7M	36.132M
2437MHz	Pass	500k	35.45M	36.55M	35.8M	36.5M
2452MHz	Pass	500k	35.75M	36.132M	35.7M	36.132M

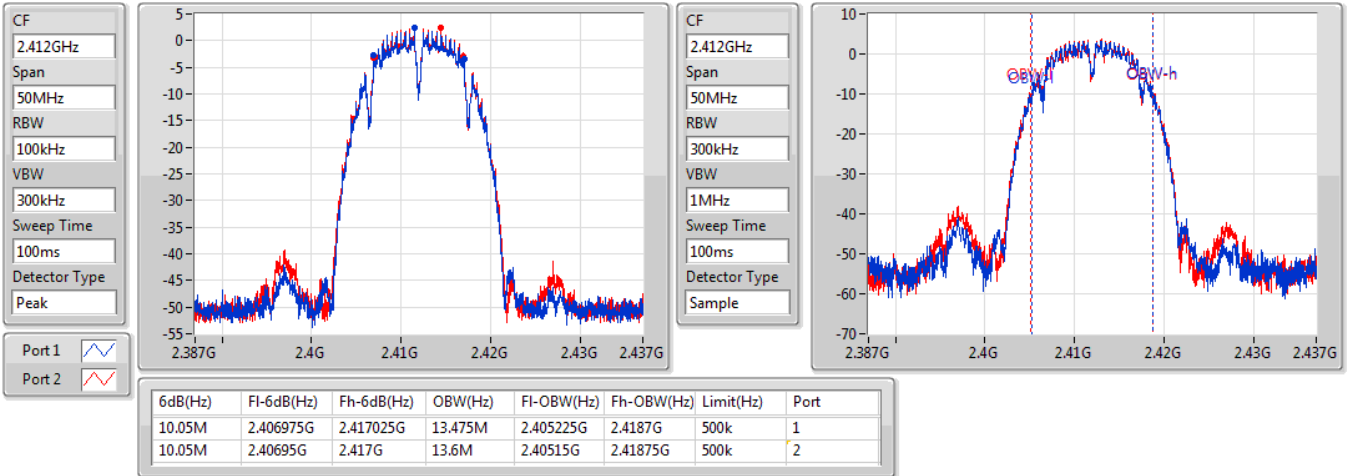
Port X-N dB = Port X 6dB down bandwidth; Port X-OBW = Port X 99% occupied bandwidth;

802.11b_Nss1,(1Mbps)_2TX

EBW

2412MHz

09/09/2019

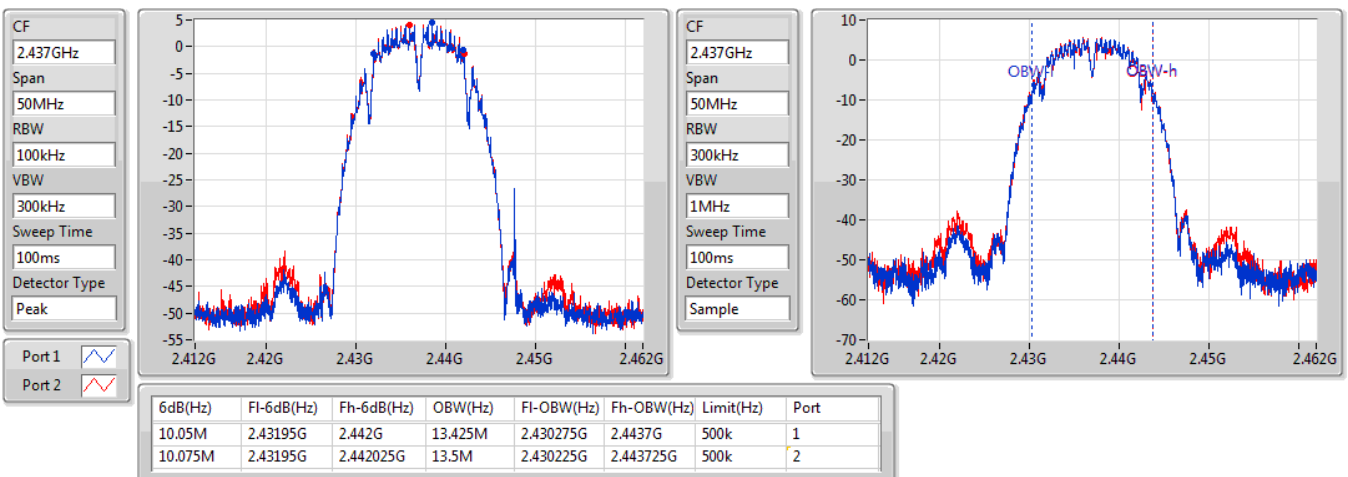


802.11b_Nss1,(1Mbps)_2TX

EBW

2437MHz

09/09/2019



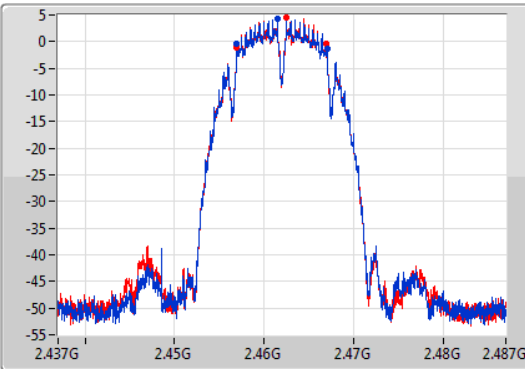
802.11b_Nss1,(1Mbps)_2TX

EBW

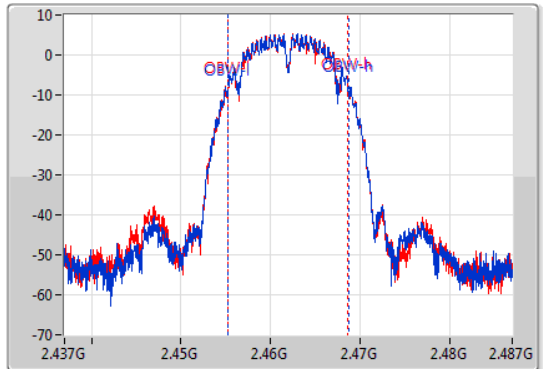
2462MHz

09/09/2019

CF
2.462GHz
Span
50MHz
RBW
100kHz
VBW
300kHz
Sweep Time
100ms
Detector Type
Peak



CF
2.462GHz
Span
50MHz
RBW
300kHz
VBW
1MHz
Sweep Time
100ms
Detector Type
Sample



6dB(Hz)	Fl-6dB(Hz)	Fh-6dB(Hz)	OBW(Hz)	Fl-OBW(Hz)	Fh-OBW(Hz)	Limit(Hz)	Port
10.05M	2.456975G	2.467025G	13.525M	2.4552G	2.468725G	500k	1
10.05M	2.45695G	2.467G	13.45M	2.455225G	2.468675G	500k	2

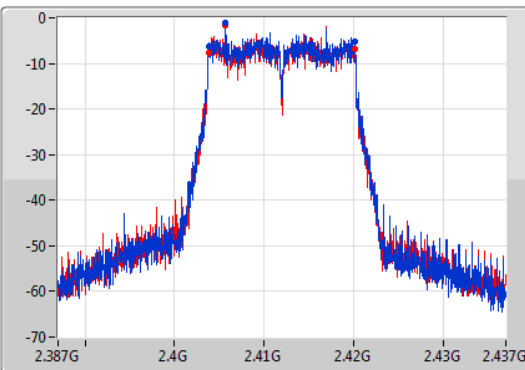
802.11g_Nss1,(6Mbps)_2TX

EBW

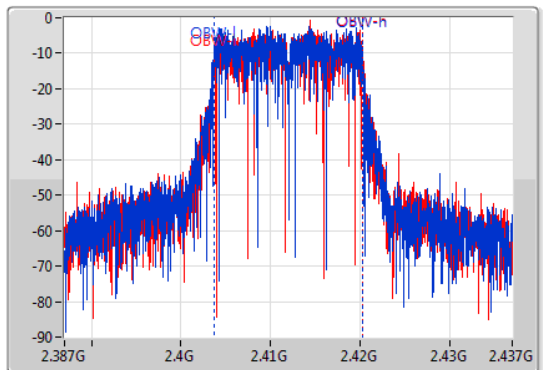
2412MHz

25/09/2019

CF
2.412GHz
Span
50MHz
RBW
100kHz
VBW
300kHz
Sweep Time
100ms
Detector Type
Peak



CF
2.412GHz
Span
50MHz
RBW
200kHz
VBW
1MHz
Sweep Time
100ms
Detector Type
Sample



6dB(Hz)	Fl-6dB(Hz)	Fh-6dB(Hz)	OBW(Hz)	Fl-OBW(Hz)	Fh-OBW(Hz)	Limit(Hz)	Port
16.3M	2.403825G	2.420125G	16.509M	2.403715G	2.420224G	500k	1
16.325M	2.4038G	2.420125G	16.519M	2.403742G	2.420261G	500k	2

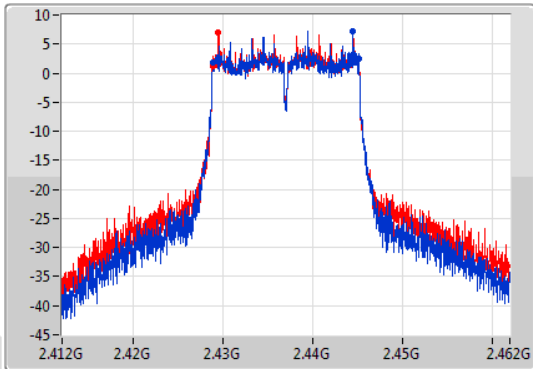
802.11g_Nss1,(6Mbps)_2TX

EBW

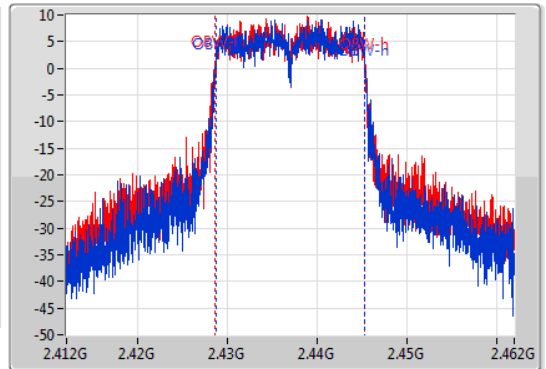
2437MHz

09/09/2019

CF
2.437GHz
Span
50MHz
RBW
100kHz
VBW
300kHz
Sweep Time
100ms
Detector Type
Peak



CF
2.437GHz
Span
50MHz
RBW
300kHz
VBW
1MHz
Sweep Time
100ms
Detector Type
Sample



6dB(Hz)	Fl-6dB(Hz)	Fh-6dB(Hz)	OBW(Hz)	Fl-OBW(Hz)	Fh-OBW(Hz)	Limit(Hz)	Port
16.3M	2.428825G	2.445125G	16.675M	2.42865G	2.445325G	500k	1
16.35M	2.4288G	2.44515G	16.75M	2.4286G	2.44535G	500k	2

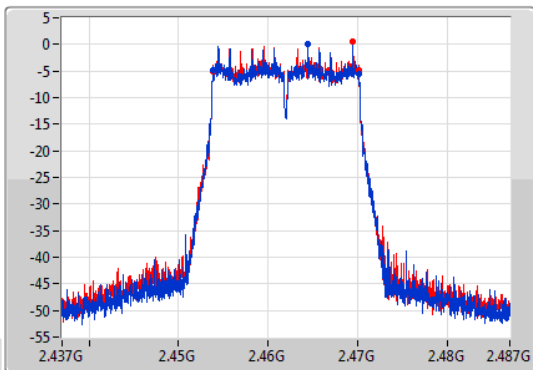
802.11g_Nss1,(6Mbps)_2TX

EBW

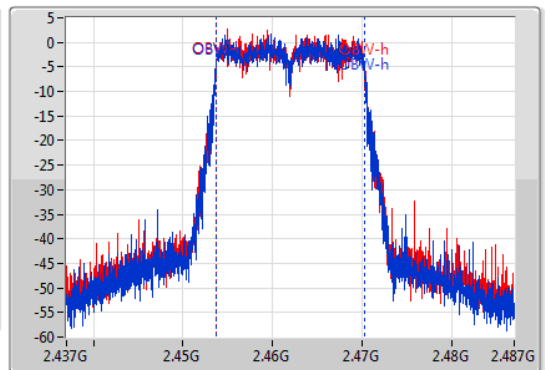
2462MHz

09/09/2019

CF
2.462GHz
Span
50MHz
RBW
100kHz
VBW
300kHz
Sweep Time
100ms
Detector Type
Peak



CF
2.462GHz
Span
50MHz
RBW
300kHz
VBW
1MHz
Sweep Time
100ms
Detector Type
Sample



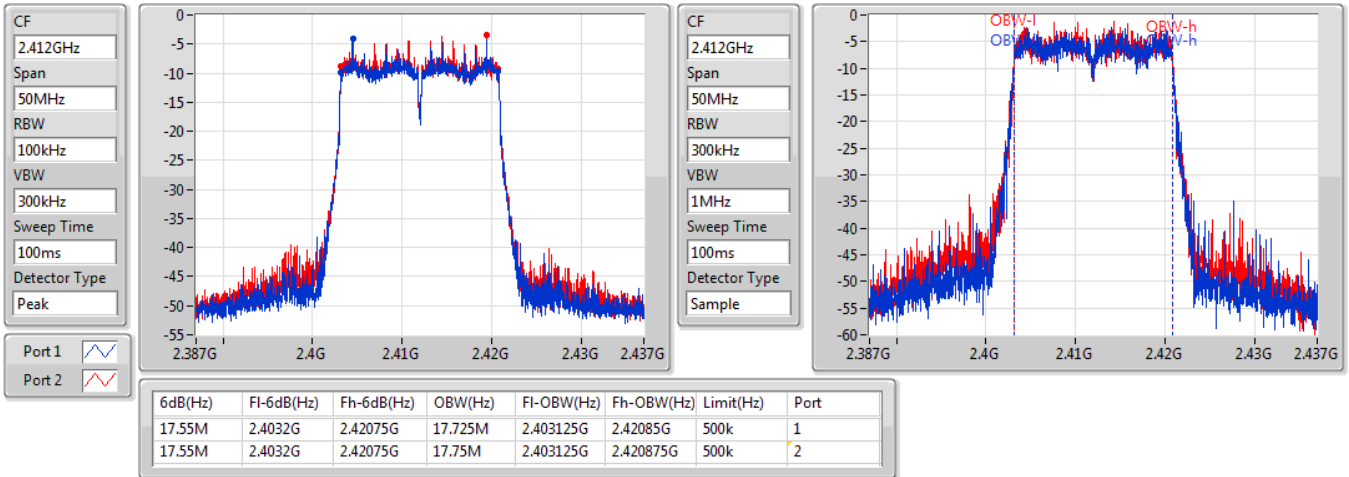
6dB(Hz)	Fl-6dB(Hz)	Fh-6dB(Hz)	OBW(Hz)	Fl-OBW(Hz)	Fh-OBW(Hz)	Limit(Hz)	Port
16.35M	2.453825G	2.470175G	16.65M	2.45365G	2.4703G	500k	1
16.325M	2.453825G	2.47015G	16.625M	2.453675G	2.4703G	500k	2

802.11n HT20_Nss1,(MCS0)_2TX

EBW

2412MHz

09/09/2019

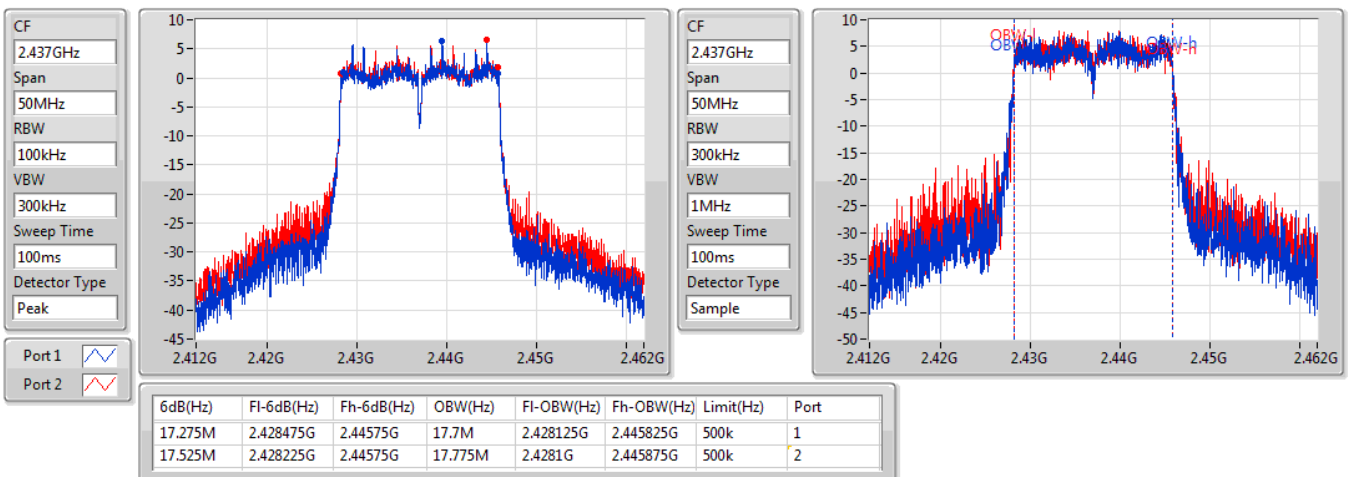


802.11n HT20_Nss1,(MCS0)_2TX

EBW

2437MHz

09/09/2019



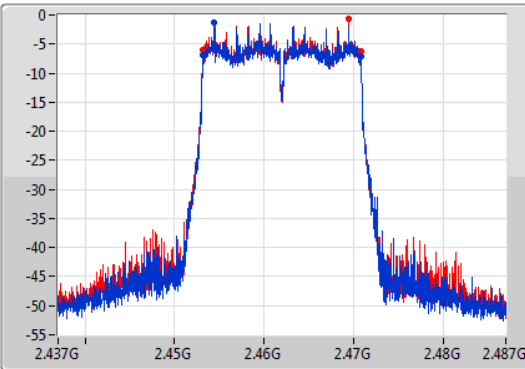
802.11n HT20_Nss1,(MCS0)_2TX

EBW

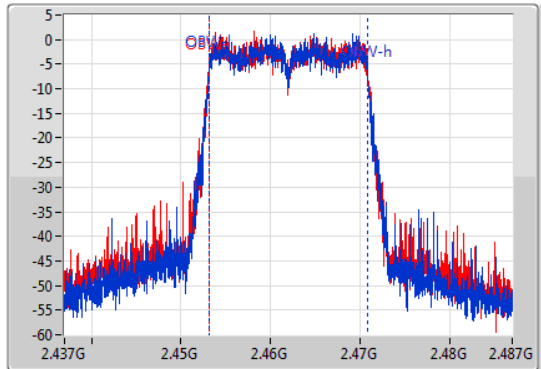
2462MHz

09/09/2019

CF
2.462GHz
Span
50MHz
RBW
100kHz
VBW
300kHz
Sweep Time
100ms
Detector Type
Peak



CF
2.462GHz
Span
50MHz
RBW
300kHz
VBW
1MHz
Sweep Time
100ms
Detector Type
Sample



6dB(Hz)	Fl-6dB(Hz)	Fh-6dB(Hz)	OBW(Hz)	Fl-OBW(Hz)	Fh-OBW(Hz)	Limit(Hz)	Port
17.575M	2.4532G	2.470775G	17.725M	2.453125G	2.47085G	500k	1
17.575M	2.4532G	2.470775G	17.75M	2.4531G	2.47085G	500k	2

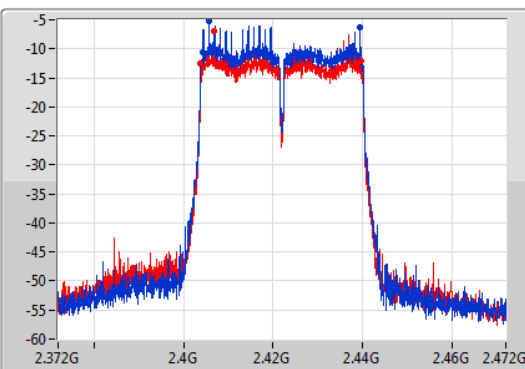
802.11n HT40_Nss1,(MCS0)_2TX

EBW

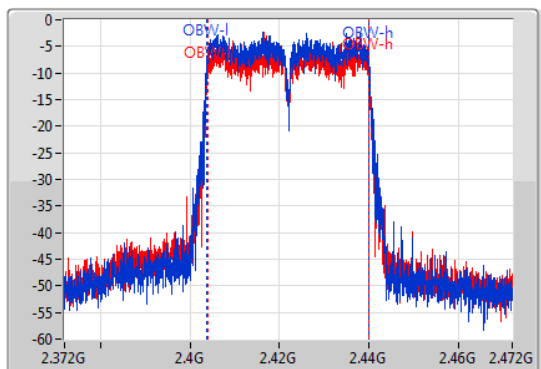
2422MHz

19/09/2019

CF
2.422GHz
Span
100MHz
RBW
100kHz
VBW
300kHz
Sweep Time
100ms
Detector Type
Peak



CF
2.422GHz
Span
100MHz
RBW
500kHz
VBW
2MHz
Sweep Time
100ms
Detector Type
Sample



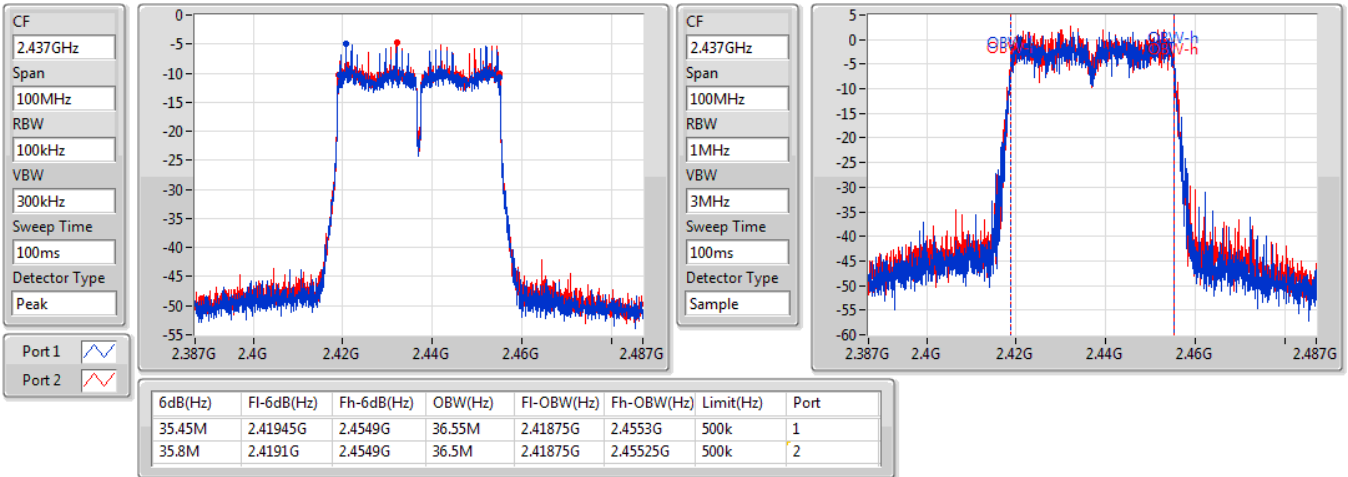
6dB(Hz)	Fl-6dB(Hz)	Fh-6dB(Hz)	OBW(Hz)	Fl-OBW(Hz)	Fh-OBW(Hz)	Limit(Hz)	Port
35.25M	2.40425G	2.4395G	36.182M	2.403859G	2.440041G	500k	1
35.7M	2.40385G	2.43955G	36.132M	2.403909G	2.440041G	500k	2

802.11n HT40_Nss1,(MCS0)_2TX

EBW

2437MHz

10/09/2019

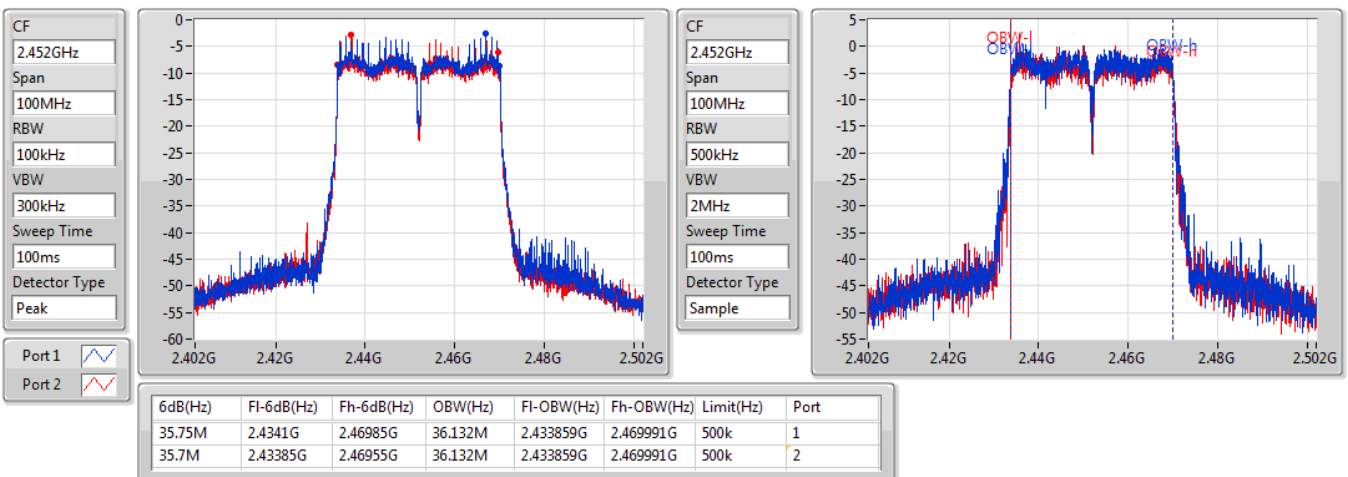


802.11n HT40_Nss1,(MCS0)_2TX

EBW

2452MHz

19/09/2019





Summary

Mode	Max-N dB (Hz)	Max-OBW (Hz)	ITU-Code	Min-N dB (Hz)	Min-OBW (Hz)
2.4-2.4835GHz	-	-	-	-	-
802.11b_Nss1,(1Mbps)_2TX	10.05M	13.575M	13M6G1D	10.025M	13.425M
802.11g_Nss1,(6Mbps)_2TX	16.375M	16.625M	16M6D1D	16.325M	16.55M
802.11n HT20_Nss1,(MCS0)_2TX	17.575M	17.725M	17M7D1D	17.525M	17.65M
802.11n HT40_Nss1,(MCS0)_2TX	35.75M	36.6M	36M6D1D	35.05M	36.4M

Max-N dB = Maximum 6dB down bandwidth; **Max-OBW** = Maximum 99% occupied bandwidth;
Min-N dB = Minimum 6dB down bandwidth; **Min-OBW** = Minimum 99% occupied bandwidth;

Result

Mode	Result	Limit (Hz)	Port 1-N dB (Hz)	Port 1-OBW (Hz)	Port 2-N dB (Hz)	Port 2-OBW (Hz)
802.11b_Nss1,(1Mbps)_2TX	-	-	-	-	-	-
2412MHz	Pass	500k	10.05M	13.425M	10.05M	13.575M
2437MHz	Pass	500k	10.025M	13.425M	10.025M	13.5M
2462MHz	Pass	500k	10.05M	13.5M	10.025M	13.55M
802.11g_Nss1,(6Mbps)_2TX	-	-	-	-	-	-
2412MHz	Pass	500k	16.325M	16.625M	16.35M	16.55M
2437MHz	Pass	500k	16.325M	16.6M	16.325M	16.625M
2462MHz	Pass	500k	16.325M	16.6M	16.375M	16.6M
802.11n HT20_Nss1,(MCS0)_2TX	-	-	-	-	-	-
2412MHz	Pass	500k	17.55M	17.65M	17.575M	17.725M
2437MHz	Pass	500k	17.55M	17.7M	17.525M	17.675M
2462MHz	Pass	500k	17.55M	17.675M	17.525M	17.725M
802.11n HT40_Nss1,(MCS0)_2TX	-	-	-	-	-	-
2422MHz	Pass	500k	35.3M	36.5M	35.05M	36.4M
2437MHz	Pass	500k	35.4M	36.6M	35.75M	36.5M
2452MHz	Pass	500k	35.2M	36.5M	35.05M	36.55M

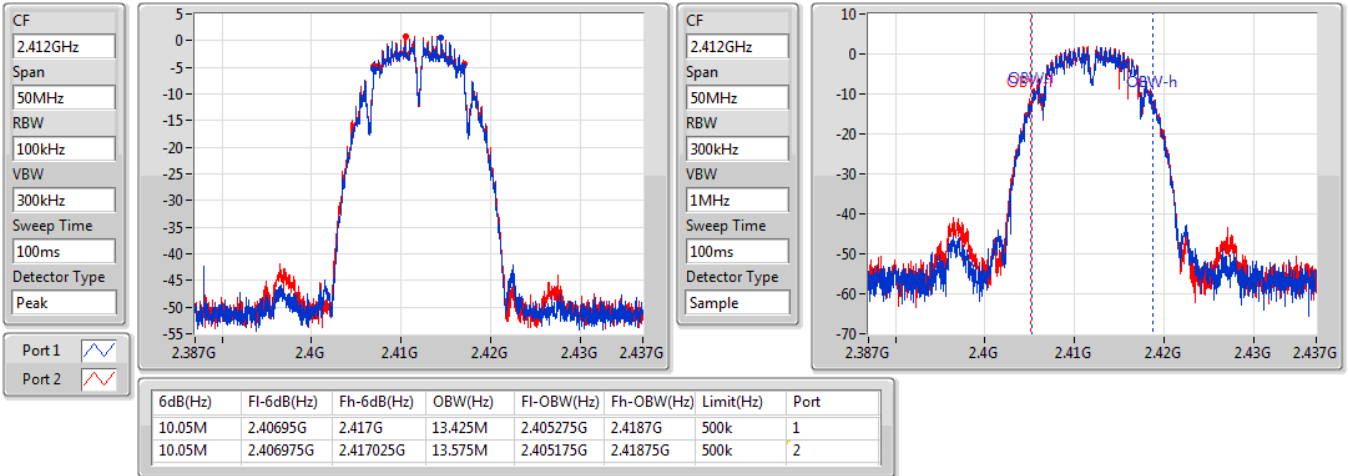
Port X-N dB = Port X 6dB down bandwidth; Port X-OBW = Port X 99% occupied bandwidth;

802.11b_Nss1,(1Mbps)_2TX

EBW

2412MHz

10/09/2019

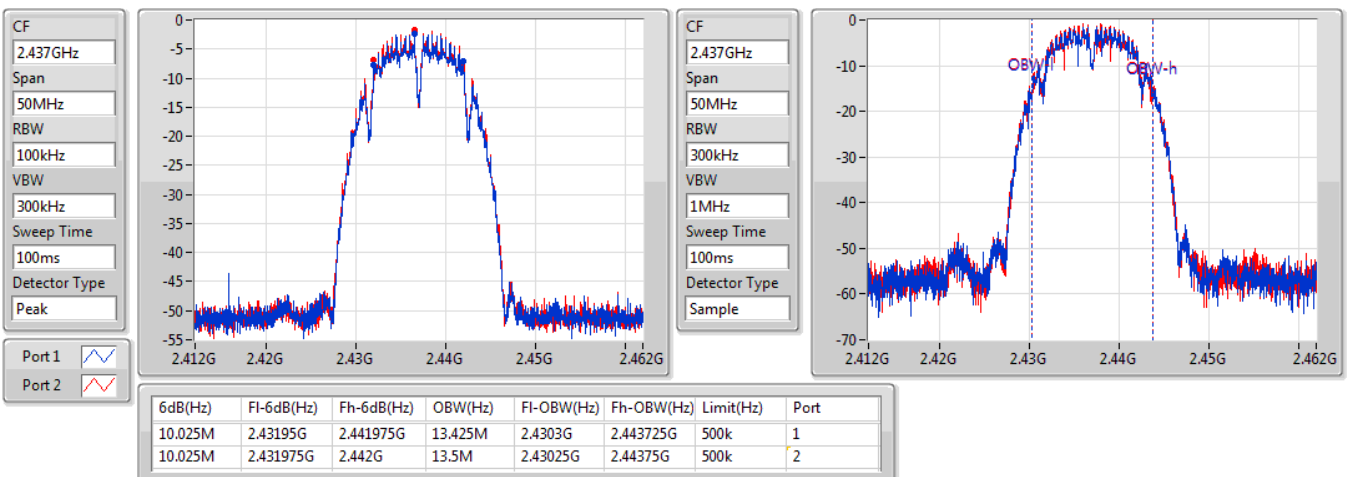


802.11b_Nss1,(1Mbps)_2TX

EBW

2437MHz

10/09/2019



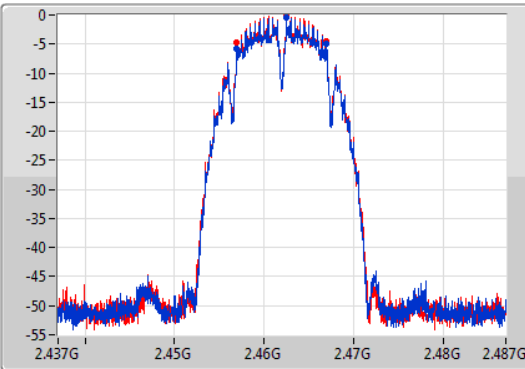
802.11b_Nss1,(1Mbps)_2TX

EBW

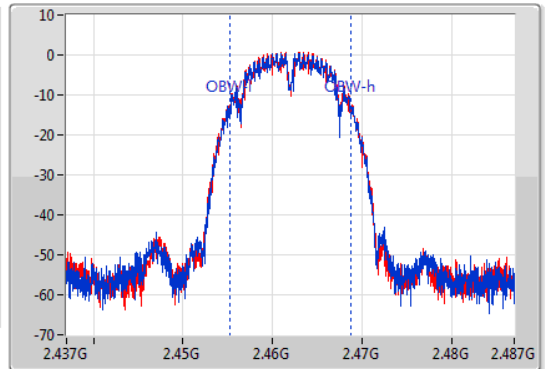
2462MHz

10/09/2019

CF: 2.462GHz
 Span: 50MHz
 RBW: 100kHz
 VBW: 300kHz
 Sweep Time: 100ms
 Detector Type: Peak



CF: 2.462GHz
 Span: 50MHz
 RBW: 300kHz
 VBW: 1MHz
 Sweep Time: 100ms
 Detector Type: Sample



6dB(Hz)	Fl-6dB(Hz)	Fh-6dB(Hz)	OBW(Hz)	Fl-OBW(Hz)	Fh-OBW(Hz)	Limit(Hz)	Port
10.05M	2.45695G	2.467G	13.5M	2.455225G	2.468725G	500k	1
10.025M	2.456975G	2.467G	13.55M	2.4552G	2.46875G	500k	2

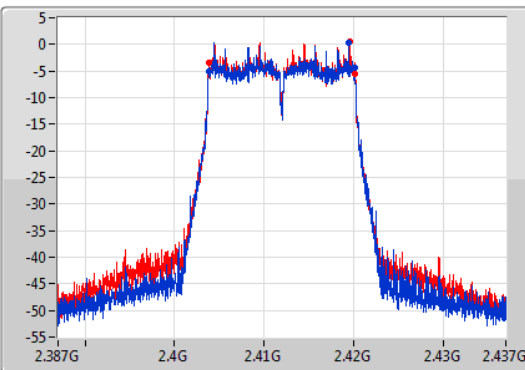
802.11g_Nss1,(6Mbps)_2TX

EBW

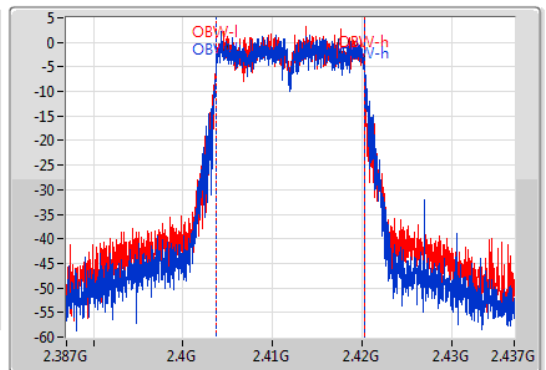
2412MHz

10/09/2019

CF: 2.412GHz
 Span: 50MHz
 RBW: 100kHz
 VBW: 300kHz
 Sweep Time: 100ms
 Detector Type: Peak



CF: 2.412GHz
 Span: 50MHz
 RBW: 300kHz
 VBW: 1MHz
 Sweep Time: 100ms
 Detector Type: Sample



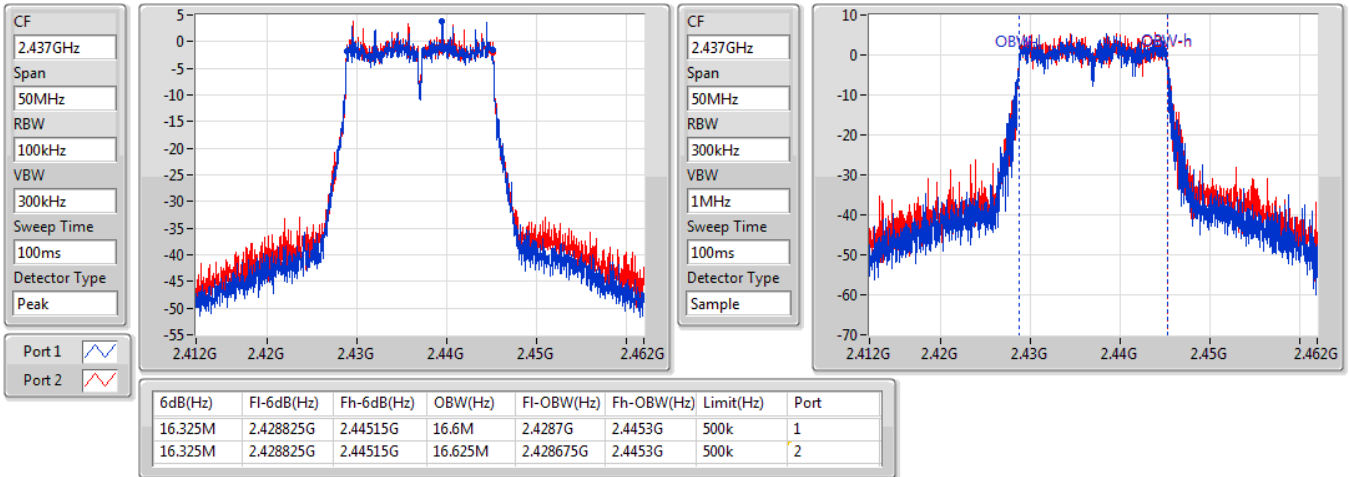
6dB(Hz)	Fl-6dB(Hz)	Fh-6dB(Hz)	OBW(Hz)	Fl-OBW(Hz)	Fh-OBW(Hz)	Limit(Hz)	Port
16.325M	2.403825G	2.42015G	16.625M	2.4037G	2.420325G	500k	1
16.35M	2.403825G	2.420175G	16.55M	2.403675G	2.420225G	500k	2

802.11g_Nss1,(6Mbps)_2TX

EBW

2437MHz

10/09/2019

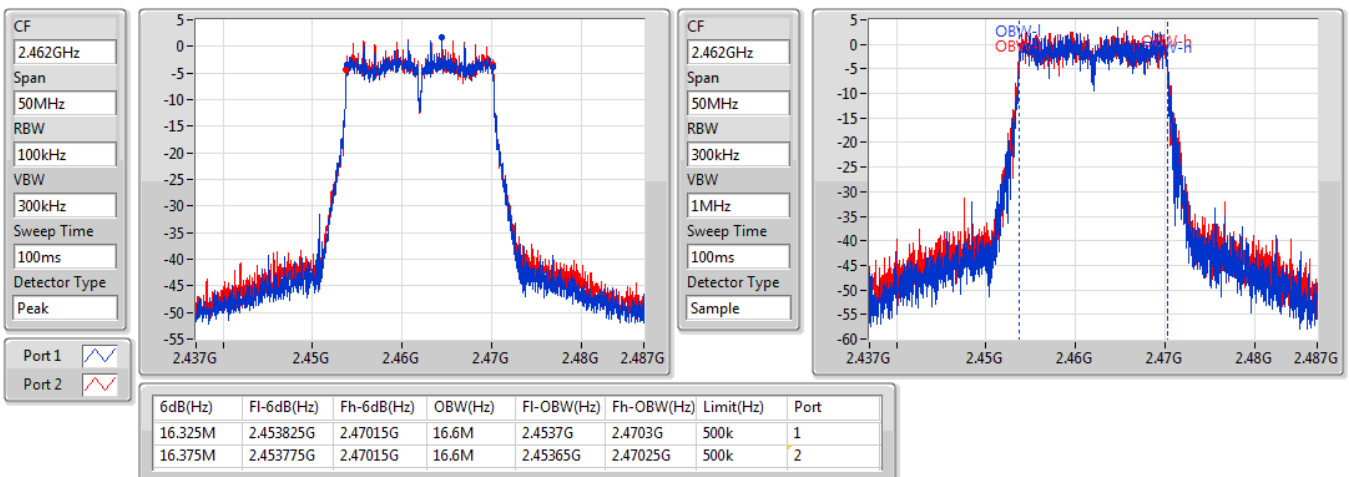


802.11g_Nss1,(6Mbps)_2TX

EBW

2462MHz

10/09/2019

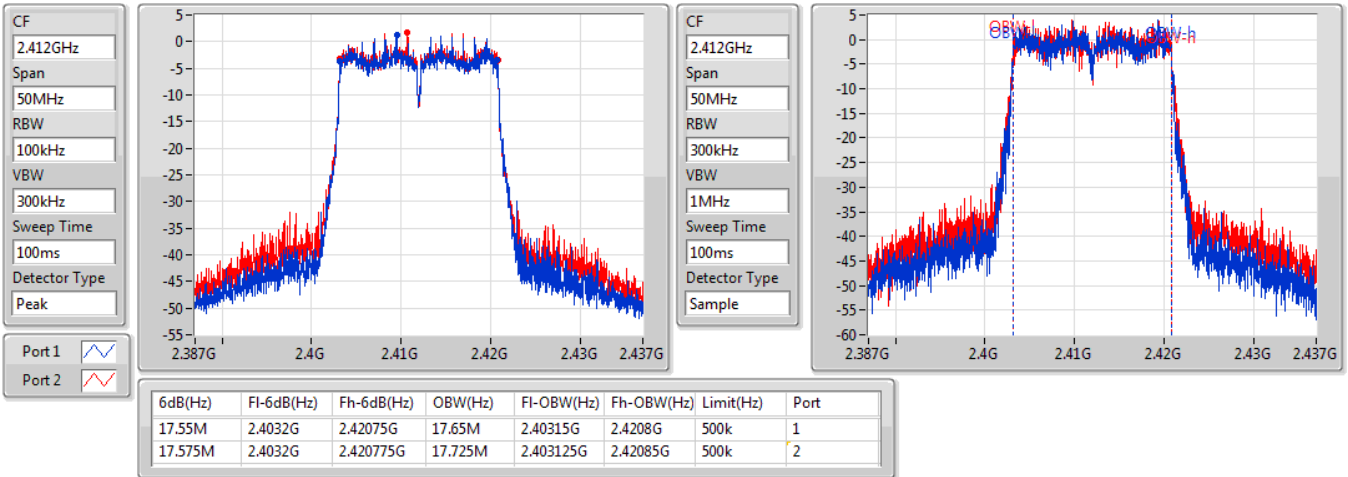


802.11n HT20_Nss1,(MCS0)_2TX

EBW

2412MHz

10/09/2019

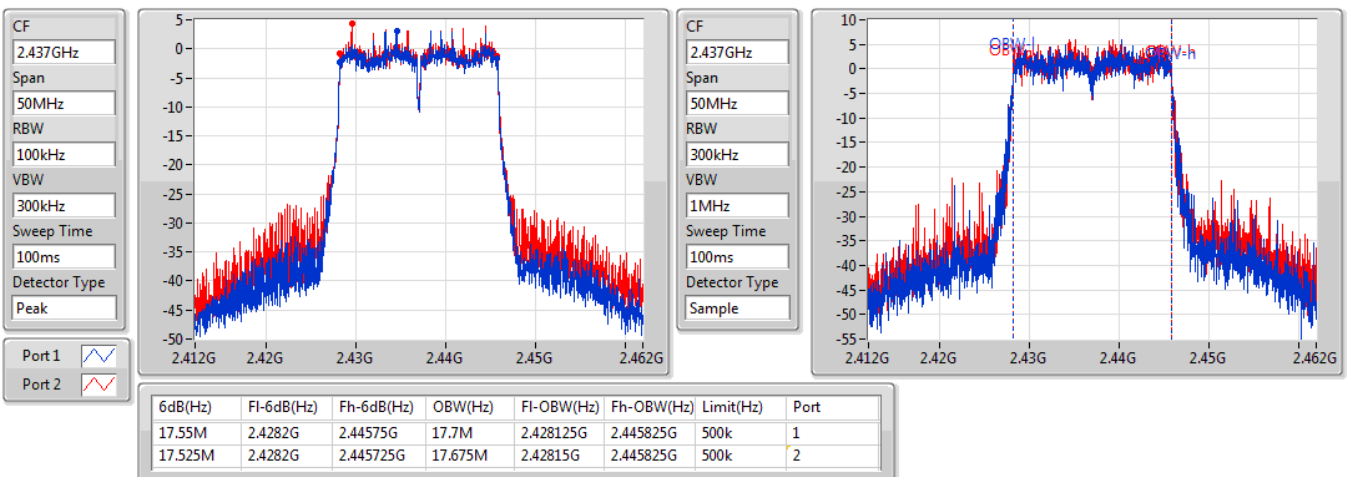


802.11n HT20_Nss1,(MCS0)_2TX

EBW

2437MHz

10/09/2019



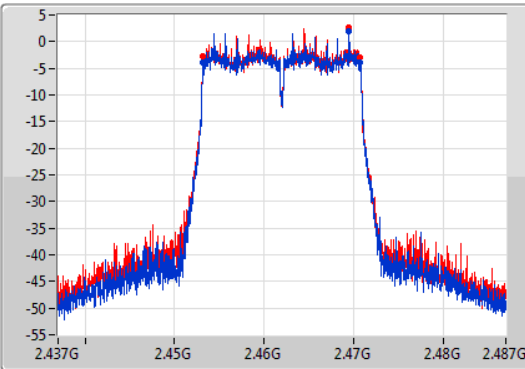
802.11n HT20_Nss1,(MCS0)_2TX

EBW

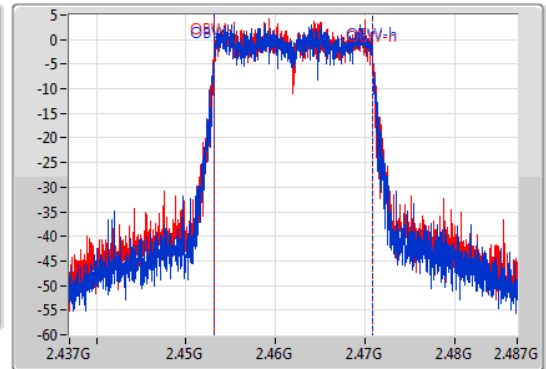
2462MHz

10/09/2019

CF
2.462GHz
Span
50MHz
RBW
100kHz
VBW
300kHz
Sweep Time
100ms
Detector Type
Peak



CF
2.462GHz
Span
50MHz
RBW
300kHz
VBW
1MHz
Sweep Time
100ms
Detector Type
Sample



6dB(Hz)	Fl-6dB(Hz)	Fh-6dB(Hz)	OBW(Hz)	Fl-OBW(Hz)	Fh-OBW(Hz)	Limit(Hz)	Port
17.55M	2.4532G	2.47075G	17.675M	2.45315G	2.470825G	500k	1
17.525M	2.453225G	2.47075G	17.725M	2.453125G	2.47085G	500k	2

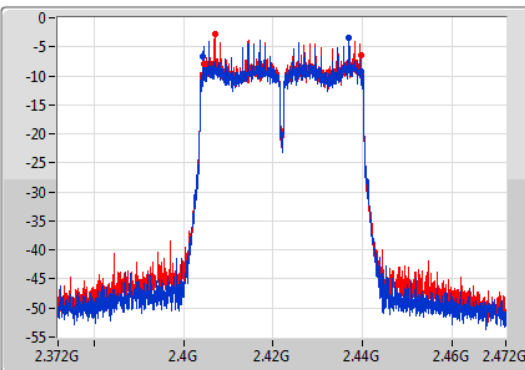
802.11n HT40_Nss1,(MCS0)_2TX

EBW

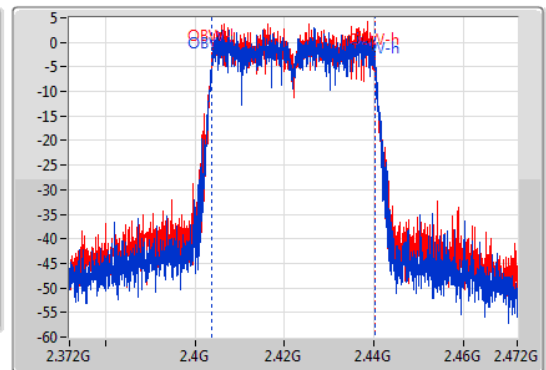
2422MHz

10/09/2019

CF
2.422GHz
Span
100MHz
RBW
100kHz
VBW
300kHz
Sweep Time
100ms
Detector Type
Peak



CF
2.422GHz
Span
100MHz
RBW
1MHz
VBW
3MHz
Sweep Time
100ms
Detector Type
Sample



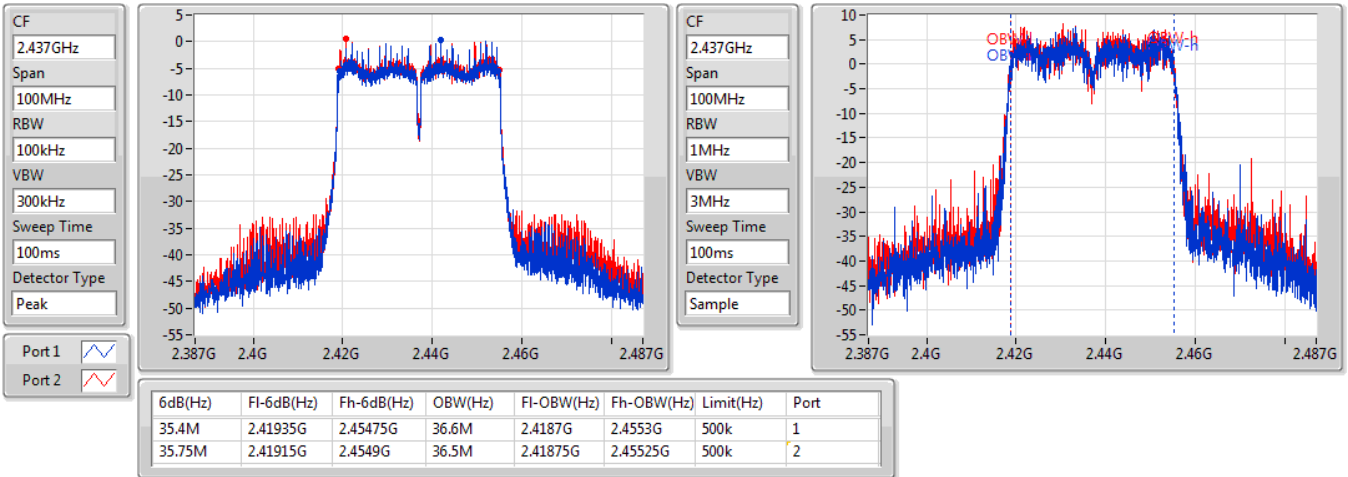
6dB(Hz)	Fl-6dB(Hz)	Fh-6dB(Hz)	OBW(Hz)	Fl-OBW(Hz)	Fh-OBW(Hz)	Limit(Hz)	Port
35.3M	2.40445G	2.43975G	36.5M	2.40375G	2.44025G	500k	1
35.05M	2.4045G	2.43955G	36.4M	2.40385G	2.44025G	500k	2

802.11n HT40_Nss1,(MCS0)_2TX

EBW

2437MHz

10/09/2019

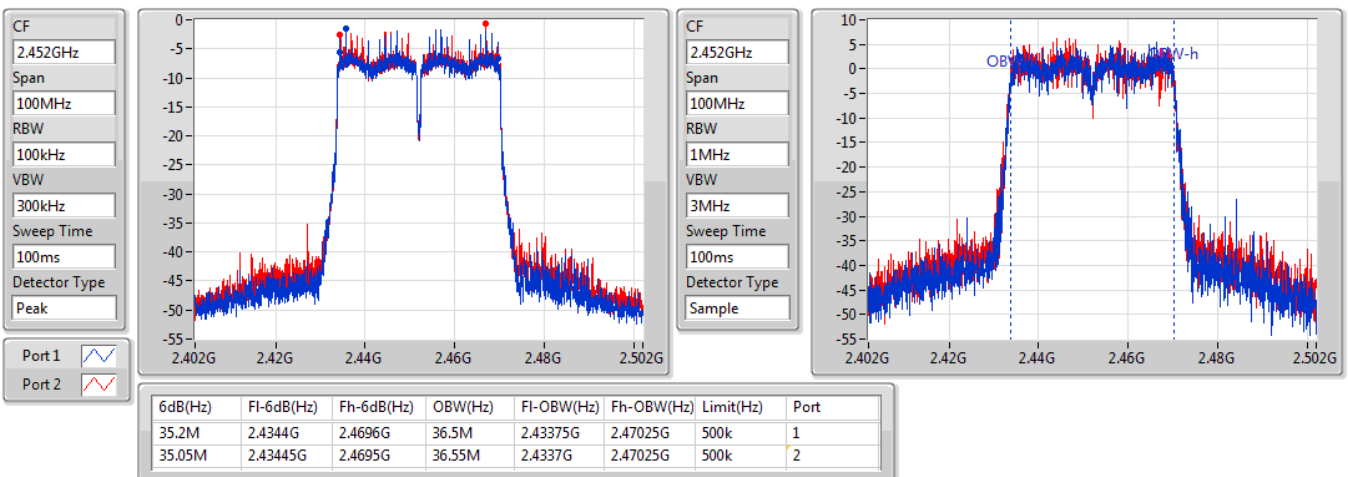


802.11n HT40_Nss1,(MCS0)_2TX

EBW

2452MHz

10/09/2019





Summary

Mode	Total Power (dBm)	Total Power (W)
2.4-2.4835GHz	-	-
802.11b_Nss1,(1Mbps)_2TX	17.55	0.05689
802.11g_Nss1,(6Mbps)_2TX	21.27	0.13397
802.11n HT20_Nss1,(MCS0)_2TX	20.47	0.11143
802.11n HT40_Nss1,(MCS0)_2TX	16.21	0.04178



Result

Mode	Result	DG (dBi)	Port 1 (dBm)	Port 2 (dBm)	Total Power (dBm)	Power Limit (dBm)
802.11b_Nss1,(1Mbps)_2TX	-	-	-	-	-	-
2412MHz	Pass	2.98	12.39	12.74	15.58	30.00
2437MHz	Pass	2.98	14.39	14.68	17.55	30.00
2462MHz	Pass	2.98	14.44	14.60	17.53	30.00
802.11g_Nss1,(6Mbps)_2TX	-	-	-	-	-	-
2412MHz	Pass	2.98	10.15	10.46	13.32	30.00
2417MHz	Pass	2.98	13.19	13.42	16.32	30.00
2437MHz	Pass	2.98	18.11	18.40	21.27	30.00
2457MHz	Pass	2.98	14.24	14.54	17.40	30.00
2462MHz	Pass	2.98	12.08	12.25	15.18	30.00
802.11n HT20_Nss1,(MCS0)_2TX	-	-	-	-	-	-
2412MHz	Pass	2.98	9.49	9.71	12.61	30.00
2417MHz	Pass	2.98	13.36	13.57	16.48	30.00
2437MHz	Pass	2.98	17.29	17.63	20.47	30.00
2457MHz	Pass	2.98	14.43	14.69	17.57	30.00
2462MHz	Pass	2.98	11.16	11.45	14.32	30.00
802.11n HT40_Nss1,(MCS0)_2TX	-	-	-	-	-	-
2422MHz	Pass	2.98	8.17	8.32	11.26	30.00
2427MHz	Pass	2.98	9.26	9.48	12.38	30.00
2437MHz	Pass	2.98	13.14	13.26	16.21	30.00
2452MHz	Pass	2.98	11.19	11.24	14.23	30.00

DG = Directional Gain; **Port X** = Port X output power



Summary

Mode	Total Power (dBm)	Total Power (W)
2.4-2.4835GHz	-	-
802.11b_Nss1,(1Mbps)_2TX	14.82	0.03034
802.11g_Nss1,(6Mbps)_2TX	18.61	0.07261
802.11n HT20_Nss1,(MCS0)_2TX	18.77	0.07534
802.11n HT40_Nss1,(MCS0)_2TX	17.65	0.05821



Result

Mode	Result	DG (dBi)	Port 1 (dBm)	Port 2 (dBm)	Total Power (dBm)	Power Limit (dBm)
802.11b_Nss1,(1Mbps)_2TX	-	-	-	-	-	-
2412MHz	Pass	2.14	11.58	12.02	14.82	30.00
2437MHz	Pass	2.14	8.58	9.07	11.84	30.00
2462MHz	Pass	2.14	10.61	11.02	13.83	30.00
802.11g_Nss1,(6Mbps)_2TX	-	-	-	-	-	-
2412MHz	Pass	2.14	12.42	12.89	15.67	30.00
2417MHz	Pass	2.14	14.37	14.81	17.61	30.00
2437MHz	Pass	2.14	15.41	15.79	18.61	30.00
2462MHz	Pass	2.14	13.47	13.81	16.65	30.00
802.11n HT20_Nss1,(MCS0)_2TX	-	-	-	-	-	-
2412MHz	Pass	2.14	13.48	14.04	16.78	30.00
2437MHz	Pass	2.14	15.50	16.00	18.77	30.00
2462MHz	Pass	2.14	13.54	14.01	16.79	30.00
802.11n HT40_Nss1,(MCS0)_2TX	-	-	-	-	-	-
2422MHz	Pass	2.14	10.44	11.02	13.75	30.00
2427MHz	Pass	2.14	11.45	11.95	14.72	30.00
2437MHz	Pass	2.14	14.41	14.86	17.65	30.00
2452MHz	Pass	2.14	12.45	12.93	15.71	30.00

DG = Directional Gain; Port X = Port X output power



Summary

Mode	PD (dBm/RBW)
2.4-2.4835GHz	-
802.11b_Nss1,(1Mbps)_2TX	-4.06
802.11g_Nss1,(6Mbps)_2TX	-5.14
802.11n HT20_Nss1,(MCS0)_2TX	-5.53
802.11n HT40_Nss1,(MCS0)_2TX	-13.20

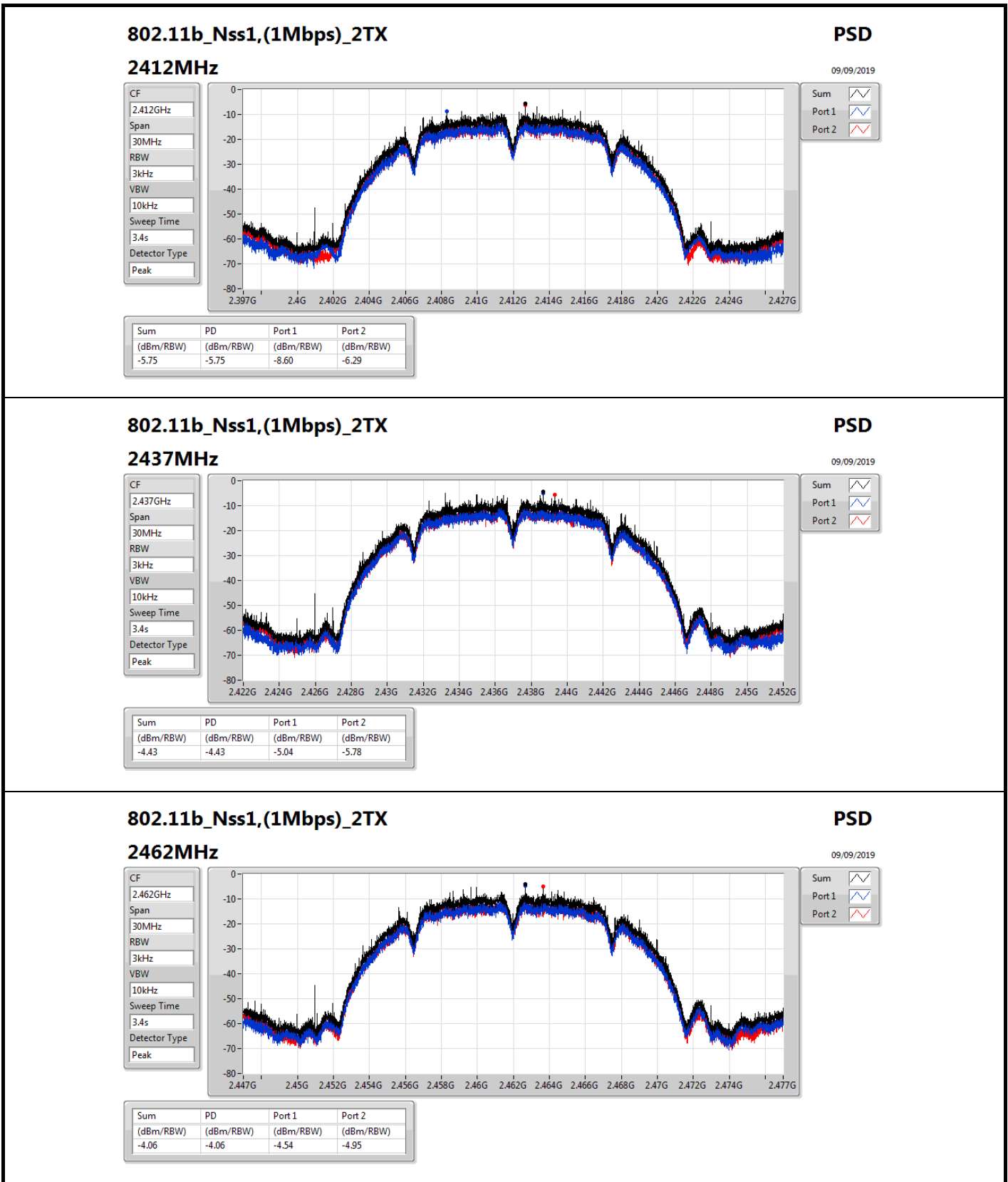
RBW=3 kHz.

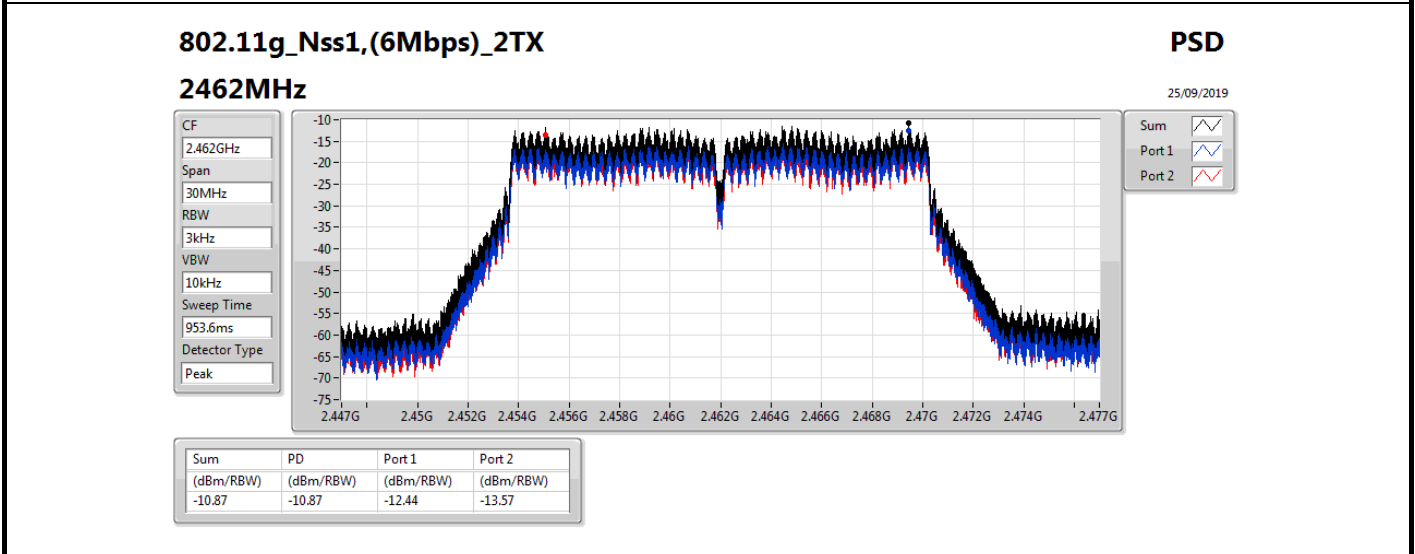
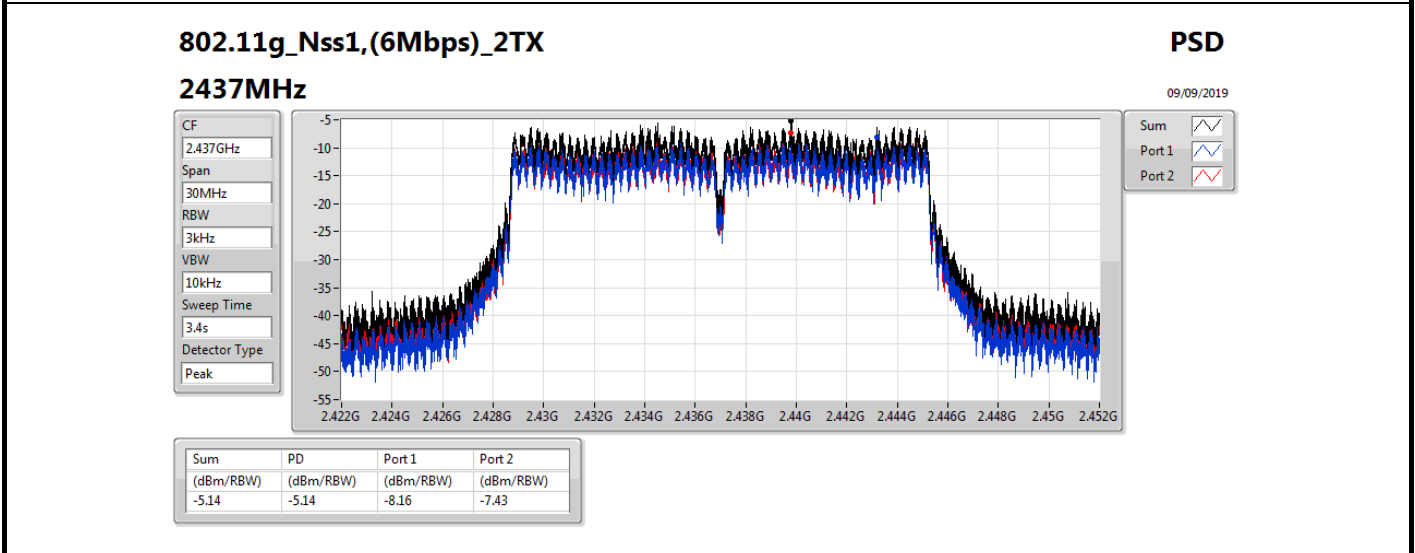
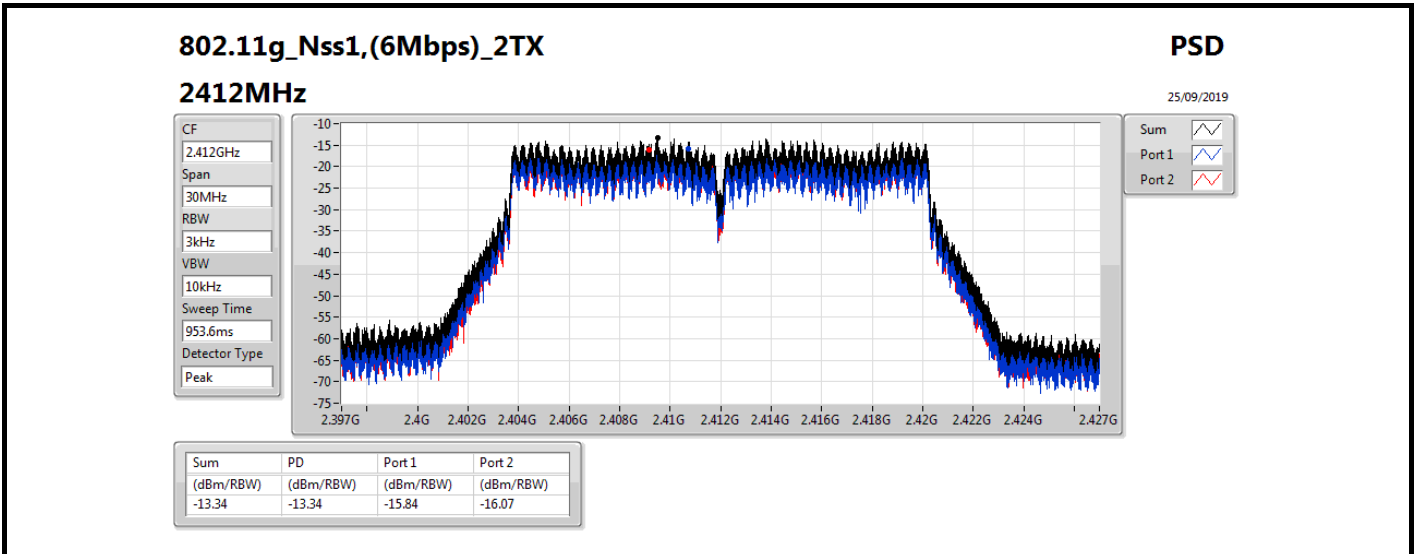
Result

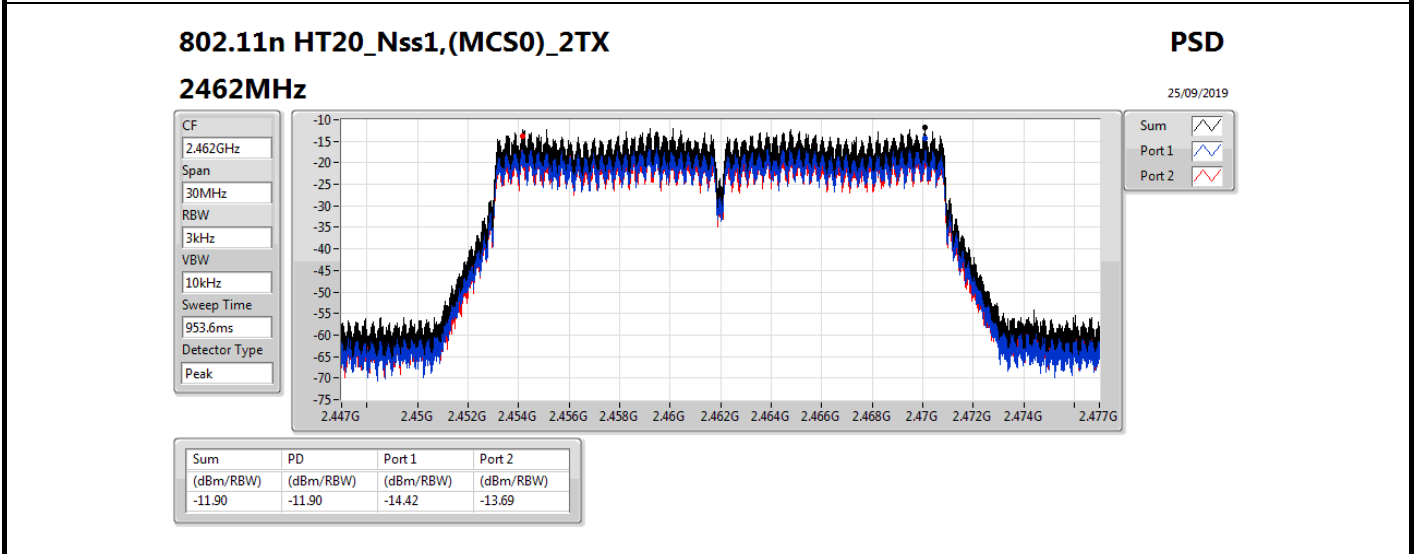
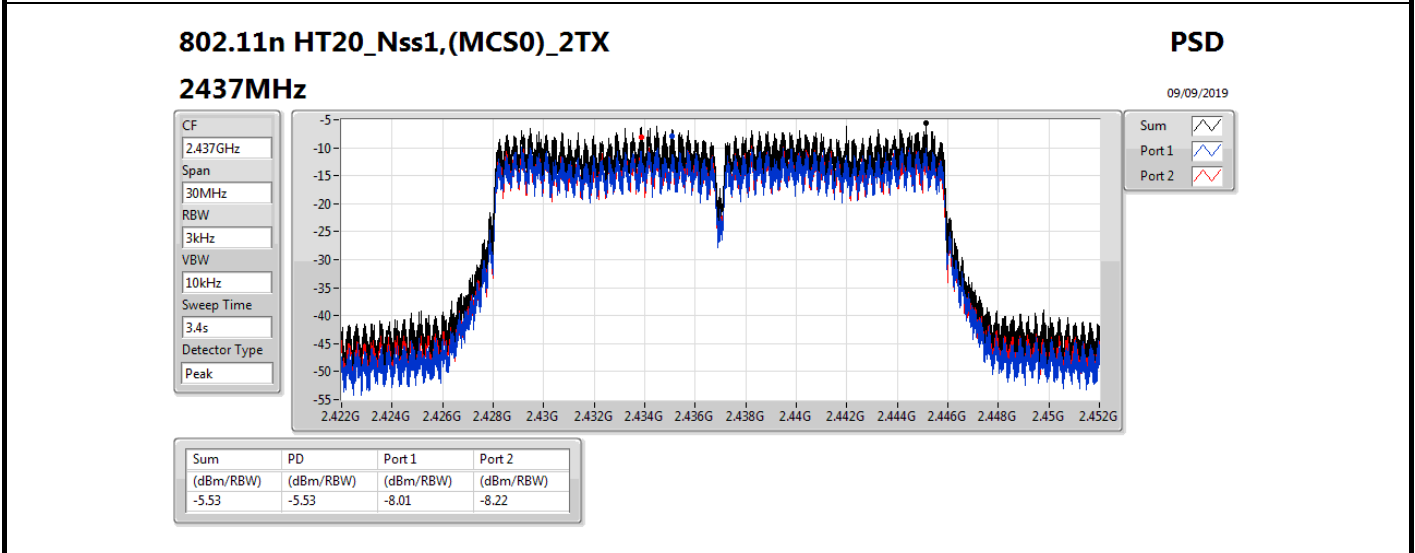
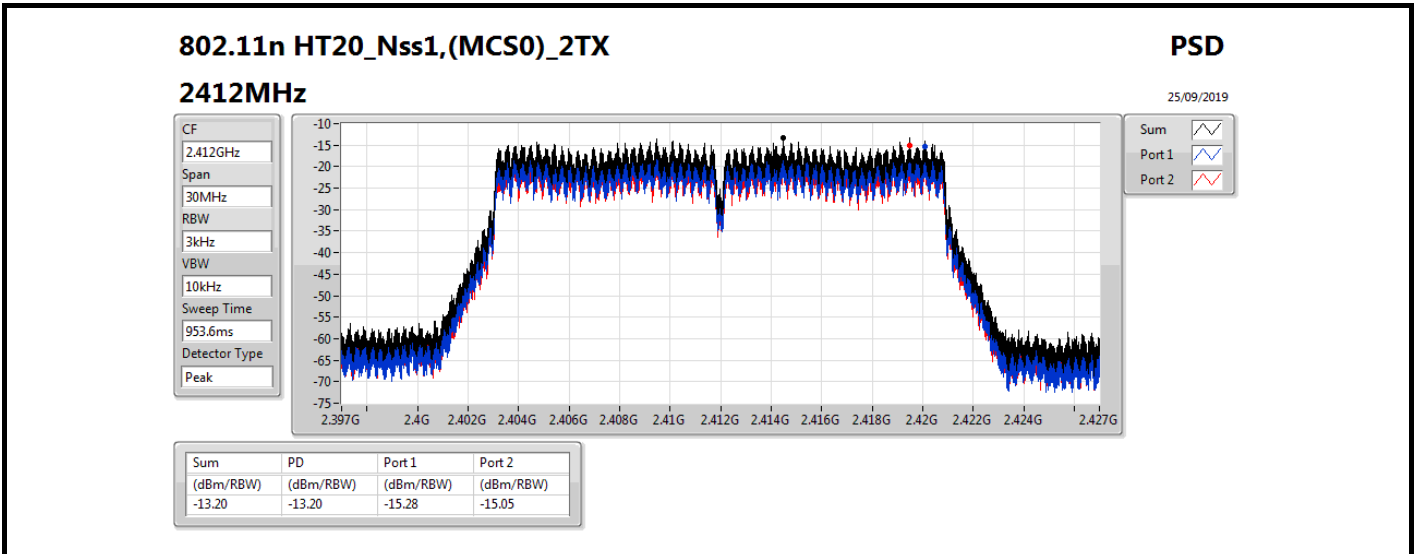
Mode	Result	DG (dBi)	Port 1 (dBm/RBW)	Port 2 (dBm/RBW)	PD (dBm/RBW)	PD Limit (dBm/RBW)
802.11b_Nss1,(1Mbps)_2TX	-	-	-	-	-	-
2412MHz	Pass	5.99	-8.60	-6.29	-5.75	8.00
2437MHz	Pass	5.99	-5.04	-5.78	-4.43	8.00
2462MHz	Pass	5.99	-4.54	-4.95	-4.06	8.00
802.11g_Nss1,(6Mbps)_2TX	-	-	-	-	-	-
2412MHz	Pass	5.99	-15.84	-16.07	-13.34	8.00
2437MHz	Pass	5.99	-8.16	-7.43	-5.14	8.00
2462MHz	Pass	5.99	-12.44	-13.57	-10.87	8.00
802.11n HT20_Nss1,(MCS0)_2TX	-	-	-	-	-	-
2412MHz	Pass	5.99	-15.28	-15.05	-13.20	8.00
2437MHz	Pass	5.99	-8.01	-8.22	-5.53	8.00
2462MHz	Pass	5.99	-14.42	-13.69	-11.90	8.00
802.11n HT40_Nss1,(MCS0)_2TX	-	-	-	-	-	-
2422MHz	Pass	5.99	-19.84	-19.35	-17.31	8.00
2437MHz	Pass	5.99	-15.18	-15.96	-13.20	8.00
2452MHz	Pass	5.99	-17.07	-19.47	-15.69	8.00

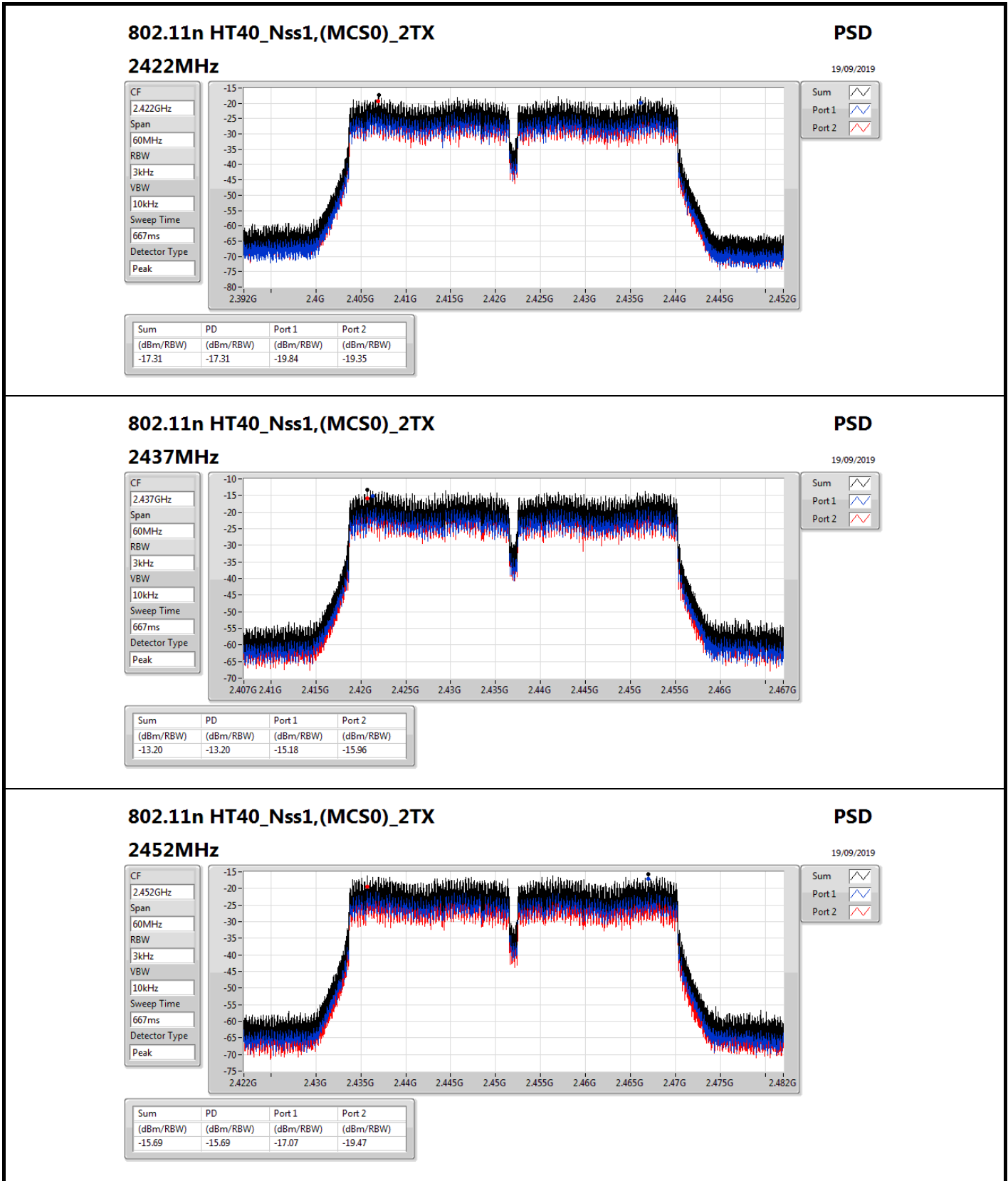
DG = Directional Gain; RBW=3 kHz;

PD = trace bin-by-bin of each transmits port summing can be performed maximum power density; **Port X** = Port X power density;









802.11n HT40_Nss1,(MCS0)_2TX

2452MHz

PSD

19/09/2019

CF
2.452GHz

Span
60MHz

RBW
3kHz

VBW
10kHz

Sweep Time
667ms

Detector Type
Peak

Sum

Port 1

Port 2



Summary

Mode	PD (dBm/RBW)
2.4-2.4835GHz	-
802.11b_Nss1,(1Mbps)_2TX	-8.86
802.11g_Nss1,(6Mbps)_2TX	-9.28
802.11n HT20_Nss1,(MCS0)_2TX	-6.66
802.11n HT40_Nss1,(MCS0)_2TX	-11.41

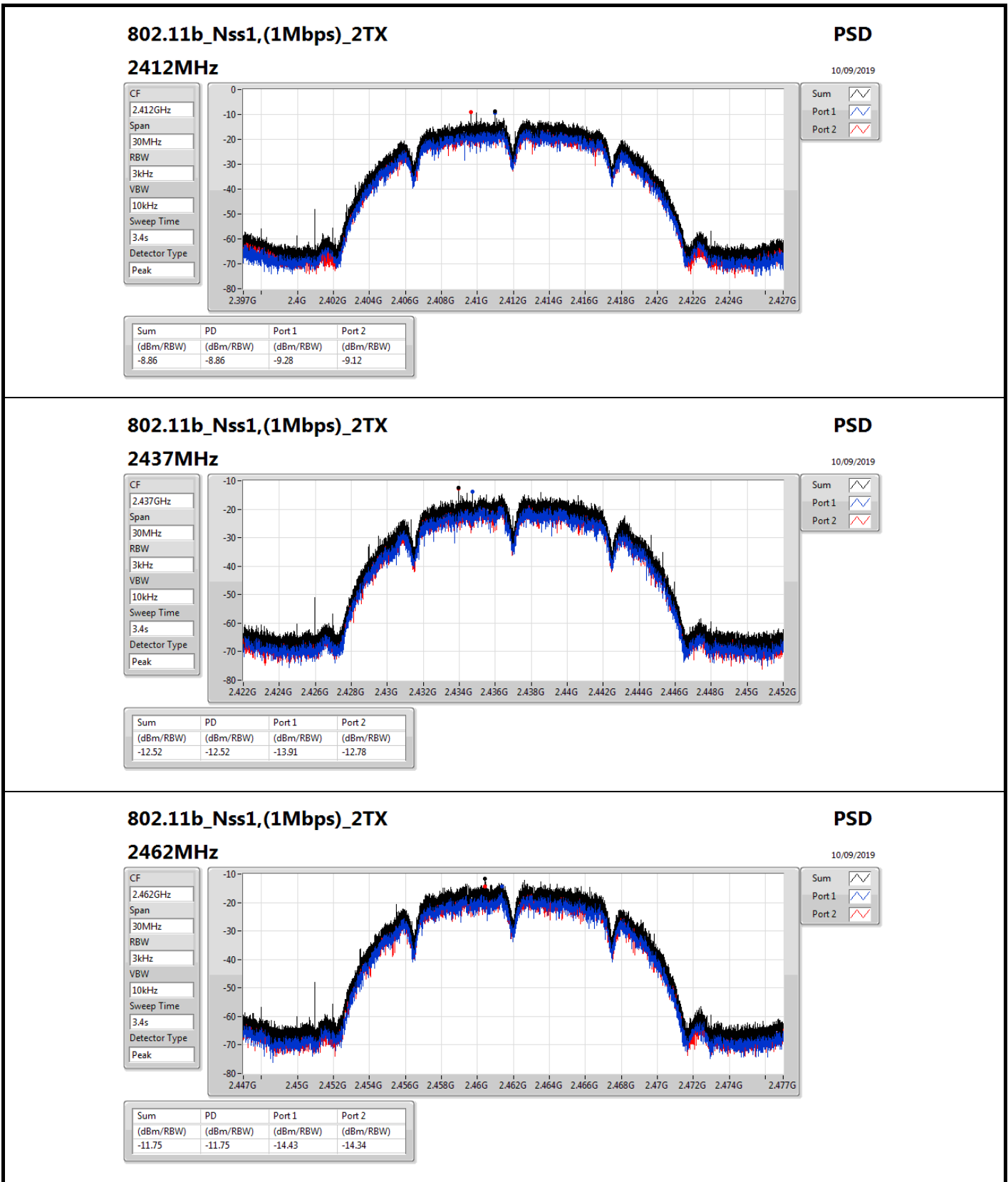
RBW=3 kHz.

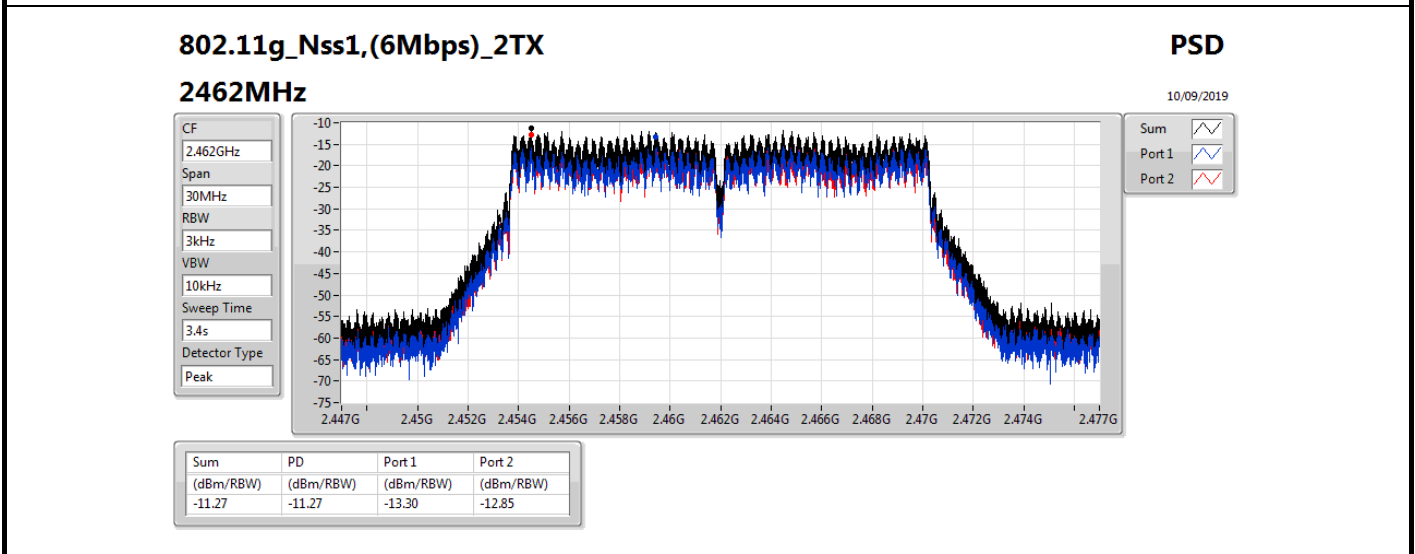
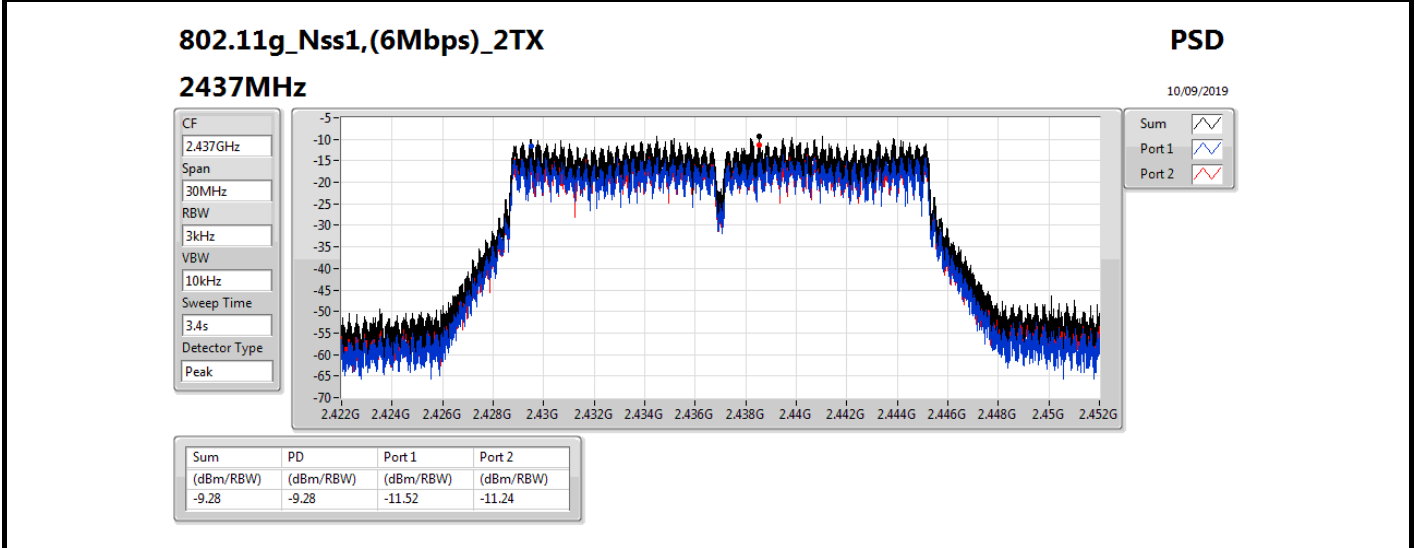
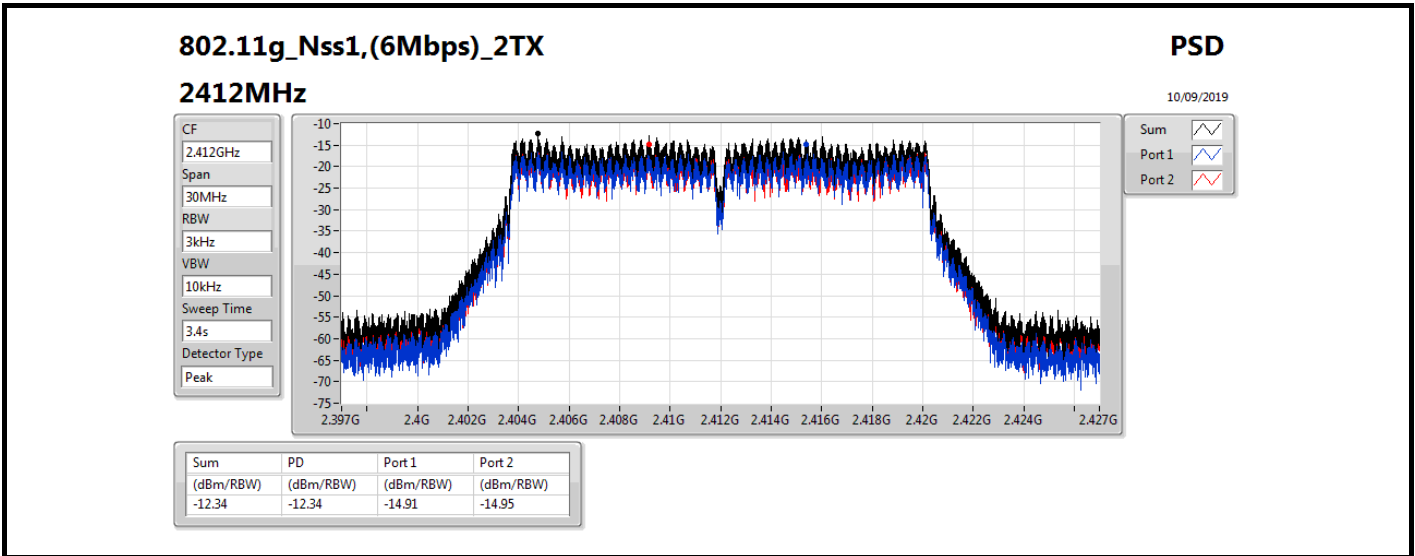
Result

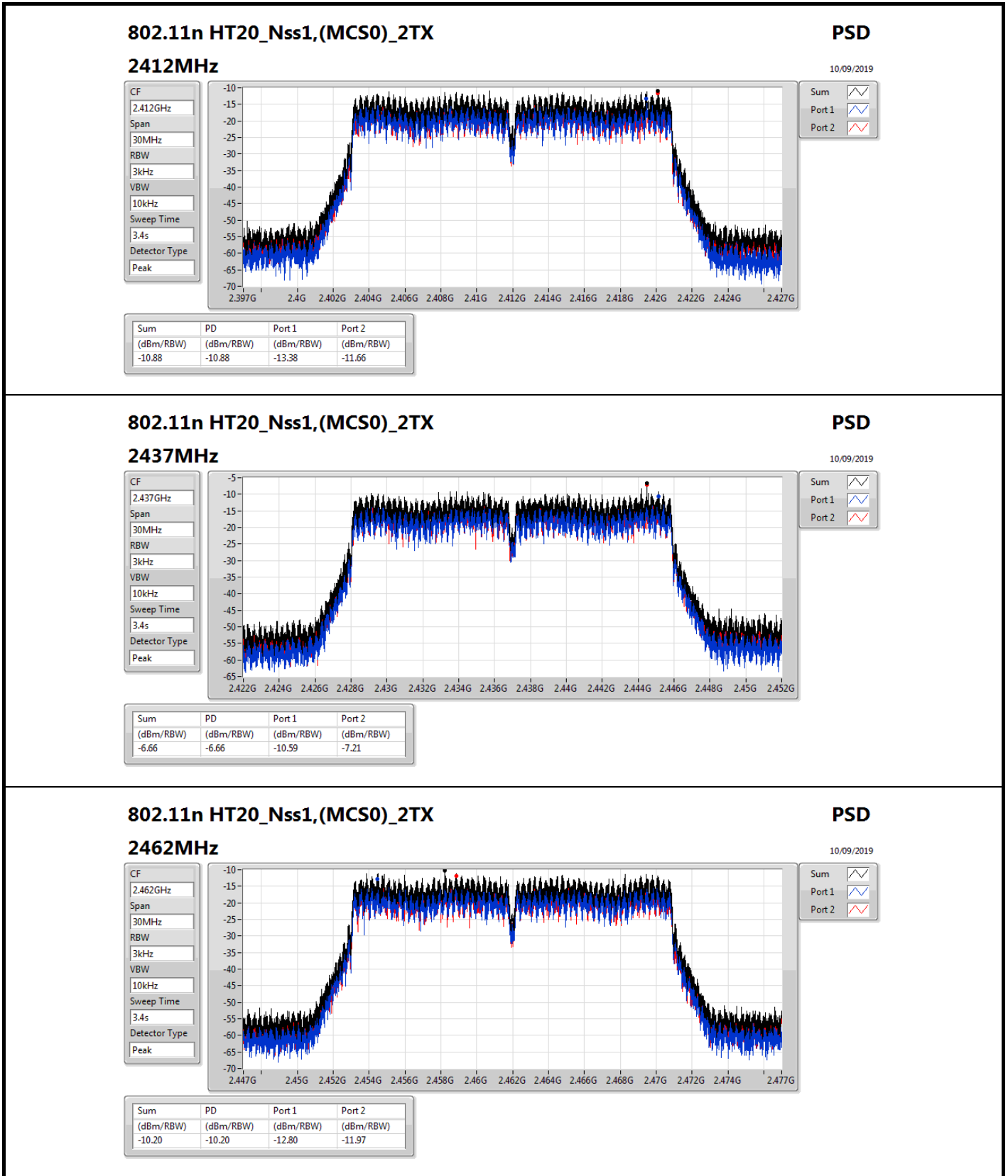
Mode	Result	DG (dBi)	Port 1 (dBm/RBW)	Port 2 (dBm/RBW)	PD (dBm/RBW)	PD Limit (dBm/RBW)
802.11b_Nss1,(1Mbps)_2TX	-	-	-	-	-	-
2412MHz	Pass	5.15	-9.28	-9.12	-8.86	8.00
2437MHz	Pass	5.15	-13.91	-12.78	-12.52	8.00
2462MHz	Pass	5.15	-14.43	-14.34	-11.75	8.00
802.11g_Nss1,(6Mbps)_2TX	-	-	-	-	-	-
2412MHz	Pass	5.15	-14.91	-14.95	-12.34	8.00
2437MHz	Pass	5.15	-11.52	-11.24	-9.28	8.00
2462MHz	Pass	5.15	-13.30	-12.85	-11.27	8.00
802.11n HT20_Nss1,(MCS0)_2TX	-	-	-	-	-	-
2412MHz	Pass	5.15	-13.38	-11.66	-10.88	8.00
2437MHz	Pass	5.15	-10.59	-7.21	-6.66	8.00
2462MHz	Pass	5.15	-12.80	-11.97	-10.20	8.00
802.11n HT40_Nss1,(MCS0)_2TX	-	-	-	-	-	-
2422MHz	Pass	5.15	-18.68	-17.10	-16.03	8.00
2437MHz	Pass	5.15	-14.29	-14.23	-11.41	8.00
2452MHz	Pass	5.15	-15.85	-15.92	-13.81	8.00

DG = Directional Gain; RBW=3 kHz;

PD = trace bin-by-bin of each transmits port summing can be performed maximum power density; **Port X** = Port X power density;







802.11n HT20_Nss1,(MCS0)_2TX

2462MHz

PSD

10/09/2019

CF
2.462GHz

Span
30MHz

RBW
3kHz

VBW
10kHz

Sweep Time
3.4s

Detector Type
Peak

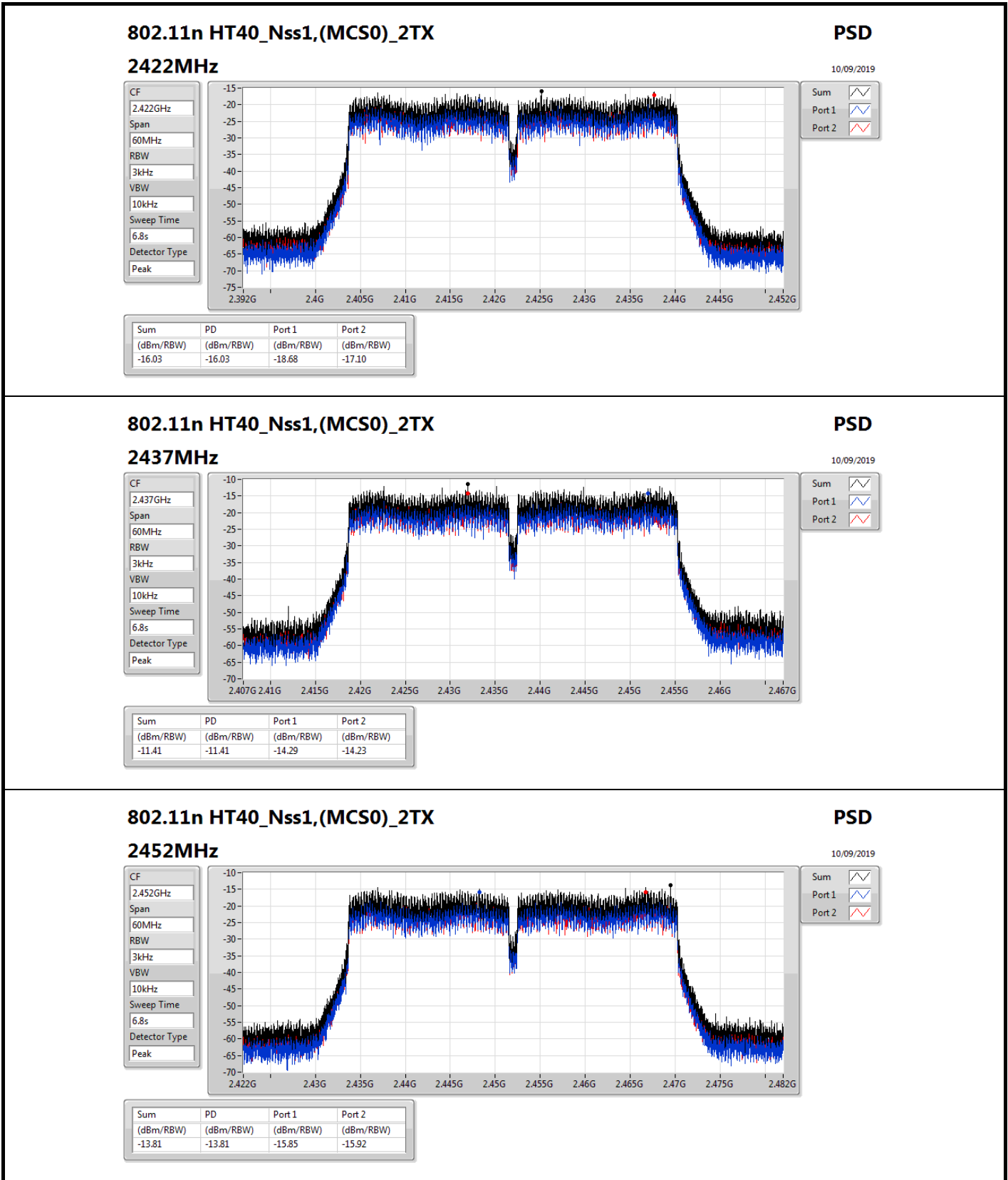


Sum 

Port 1 

Port 2 

Sum	PD	Port 1	Port 2
(dBm/RBW)	(dBm/RBW)	(dBm/RBW)	(dBm/RBW)
-10.20	-10.20	-12.80	-11.97





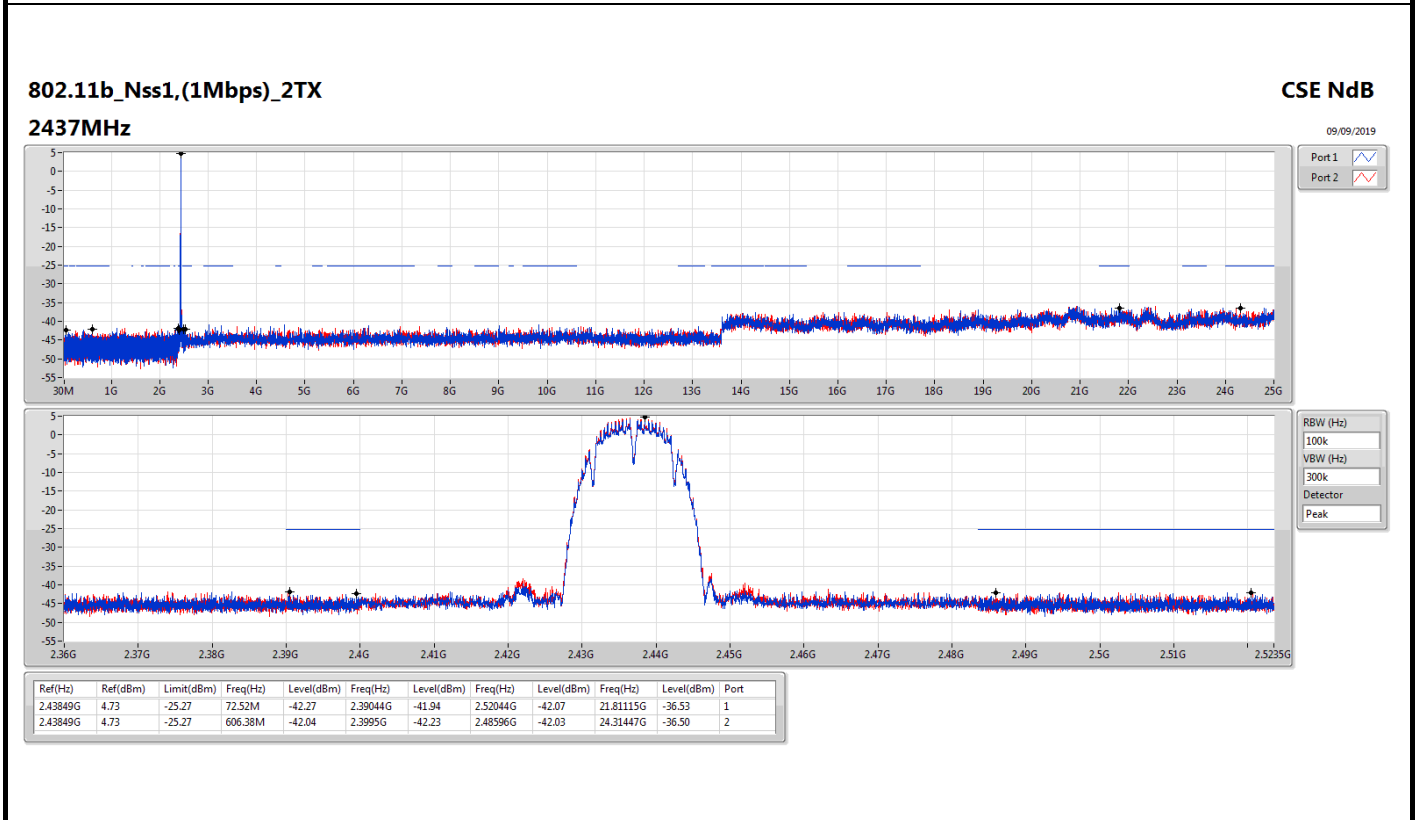
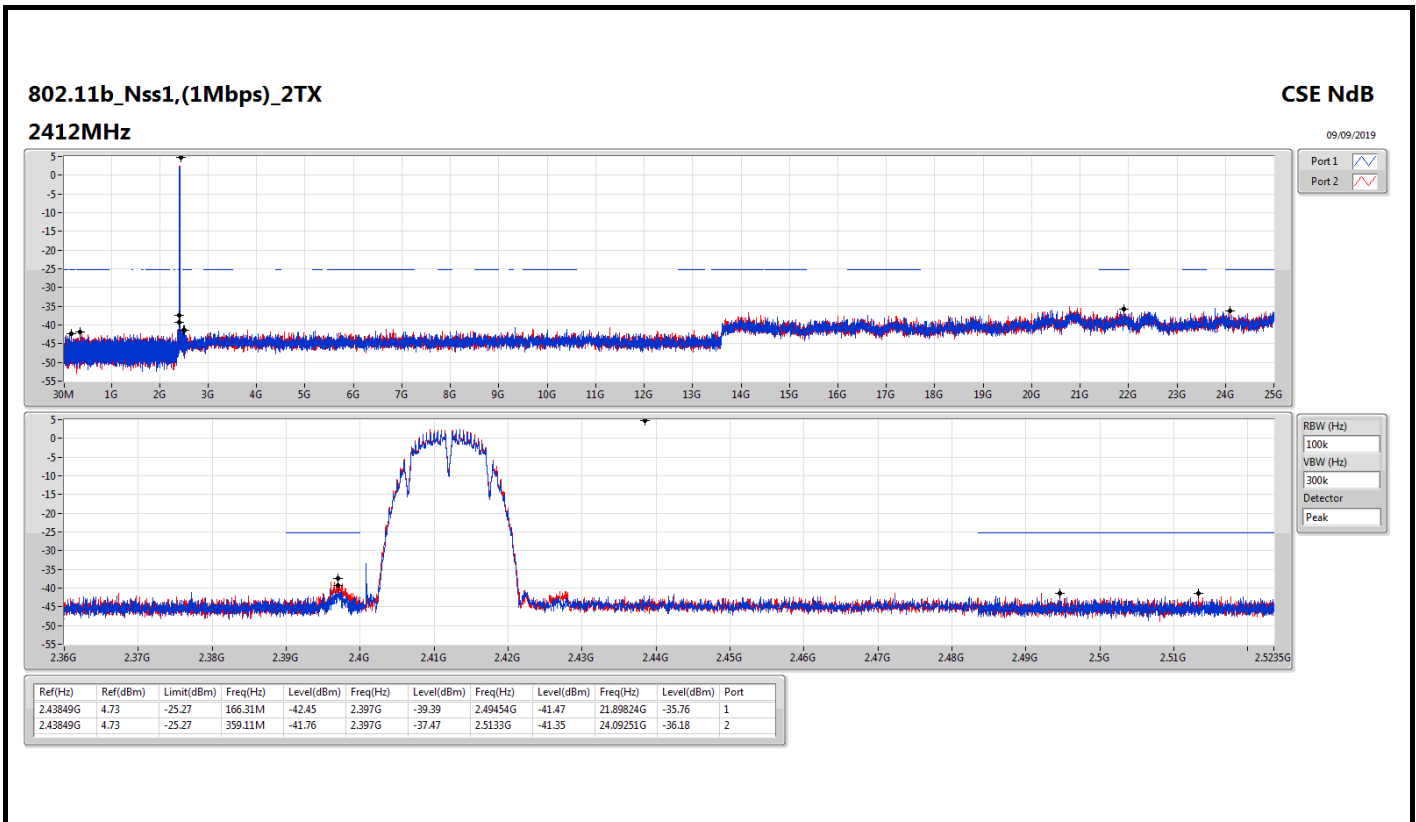
Summary

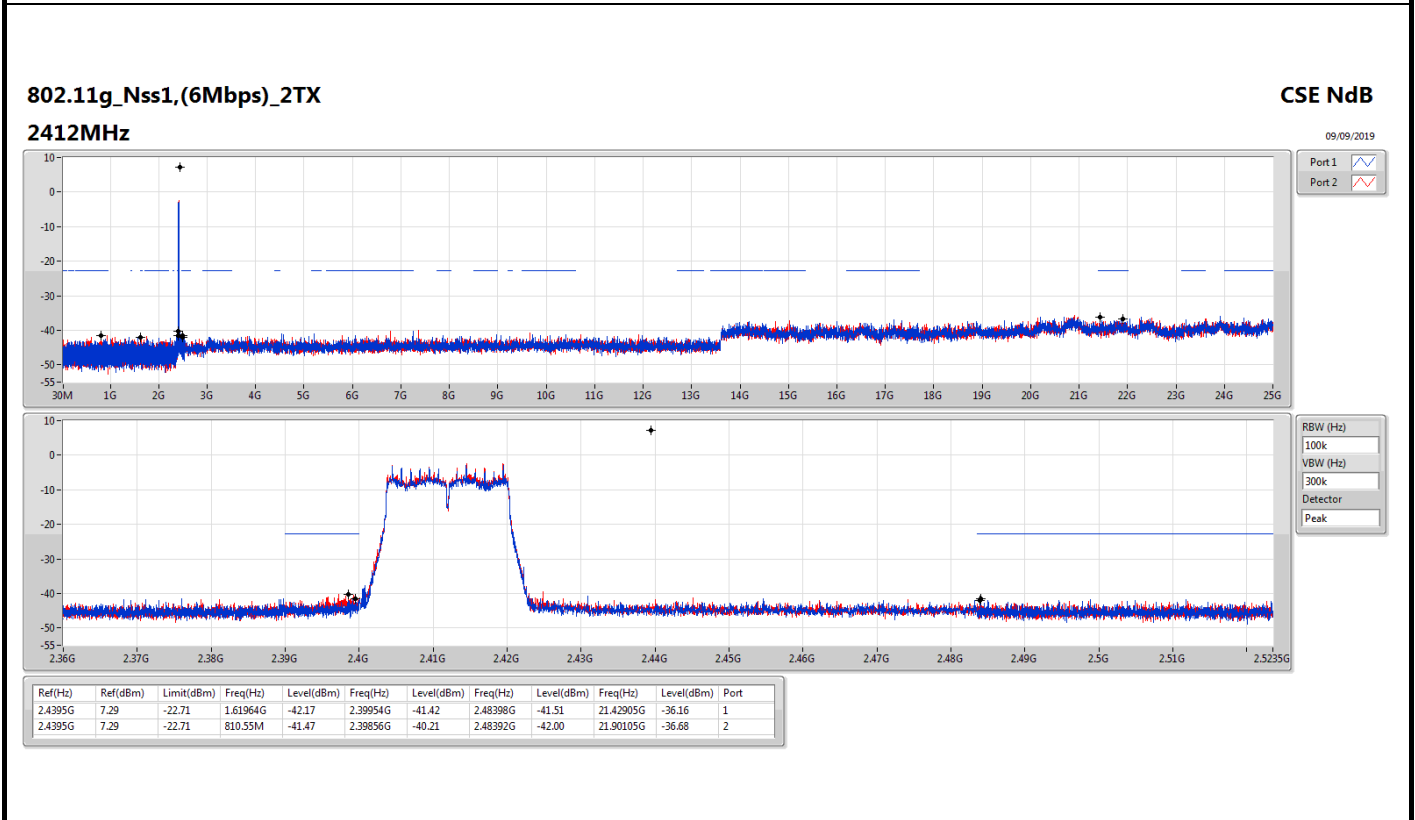
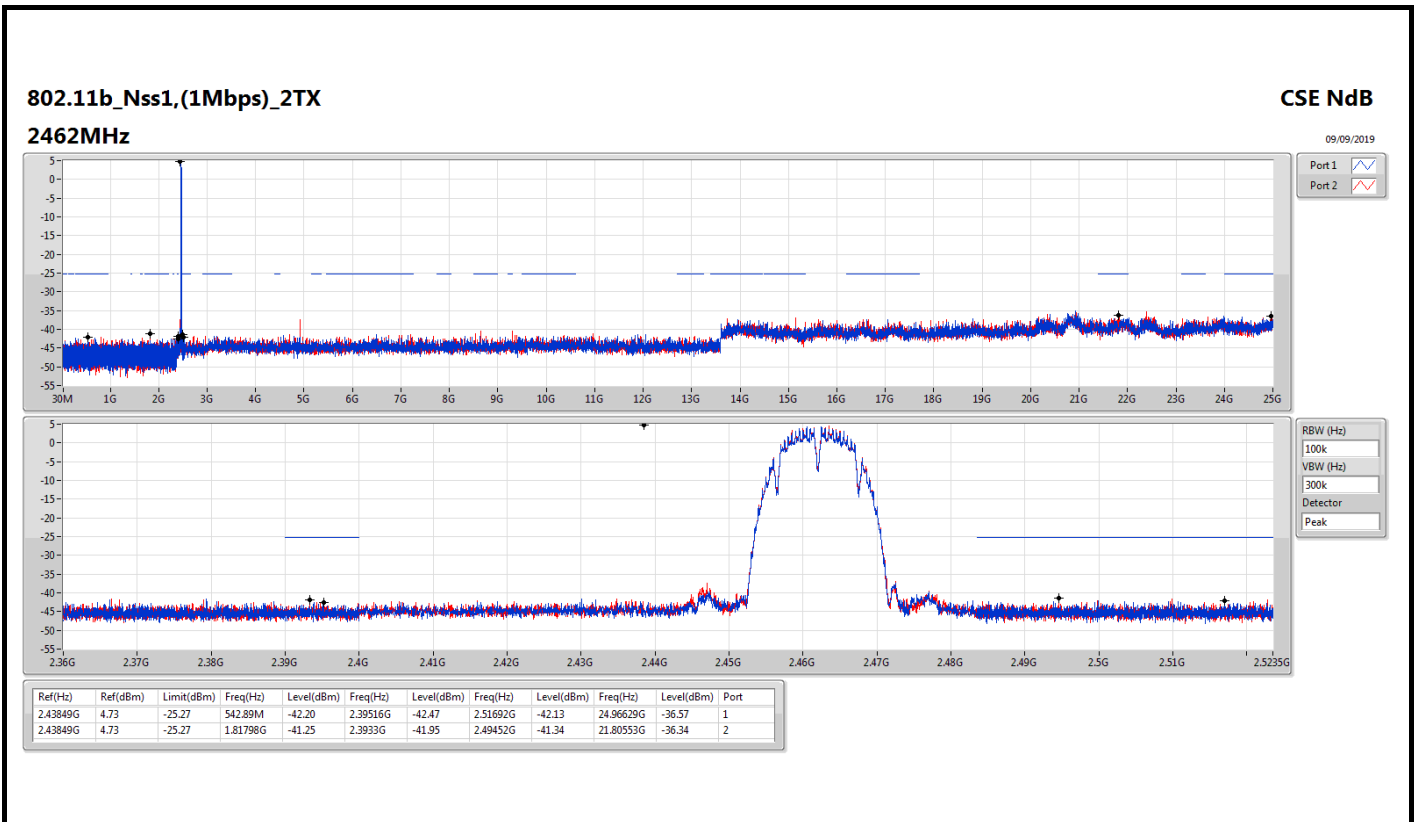
Mode	Result	Ref (Hz)	Ref (dBm)	Limit (dBm)	Freq (Hz)	Level (dBm)	Freq (Hz)	Level (dBm)	Freq (Hz)	Level (dBm)	Freq (Hz)	Level (dBm)	Port
2.4-2.4835GHz	-	-	-	-	-	-	-	-	-	-	-	-	-
802.11b_Nss1,(1Mbps)_2TX	Pass	2.43849G	4.73	-25.27	166.31M	-42.45	2.397G	-39.39	2.49454G	-41.47	21.89824G	-35.76	1
802.11g_Nss1,(6Mbps)_2TX	Pass	2.4395G	7.29	-22.71	2.11739G	-42.00	2.39704G	-42.11	2.52344G	-41.27	24.75276G	-34.89	2
802.11n HT20_Nss1,(MCS0)_2TX	Pass	2.44446G	6.87	-23.13	348.05M	-41.44	2.39734G	-37.74	2.51998G	-42.04	24.31447G	-35.80	2
802.11n HT40_Nss1,(MCS0)_2TX	Pass	2.42196G	-0.62	-30.62	2.30082G	-53.01	2.39948G	-49.46	2.4839G	-34.35	24.98598G	-46.90	2

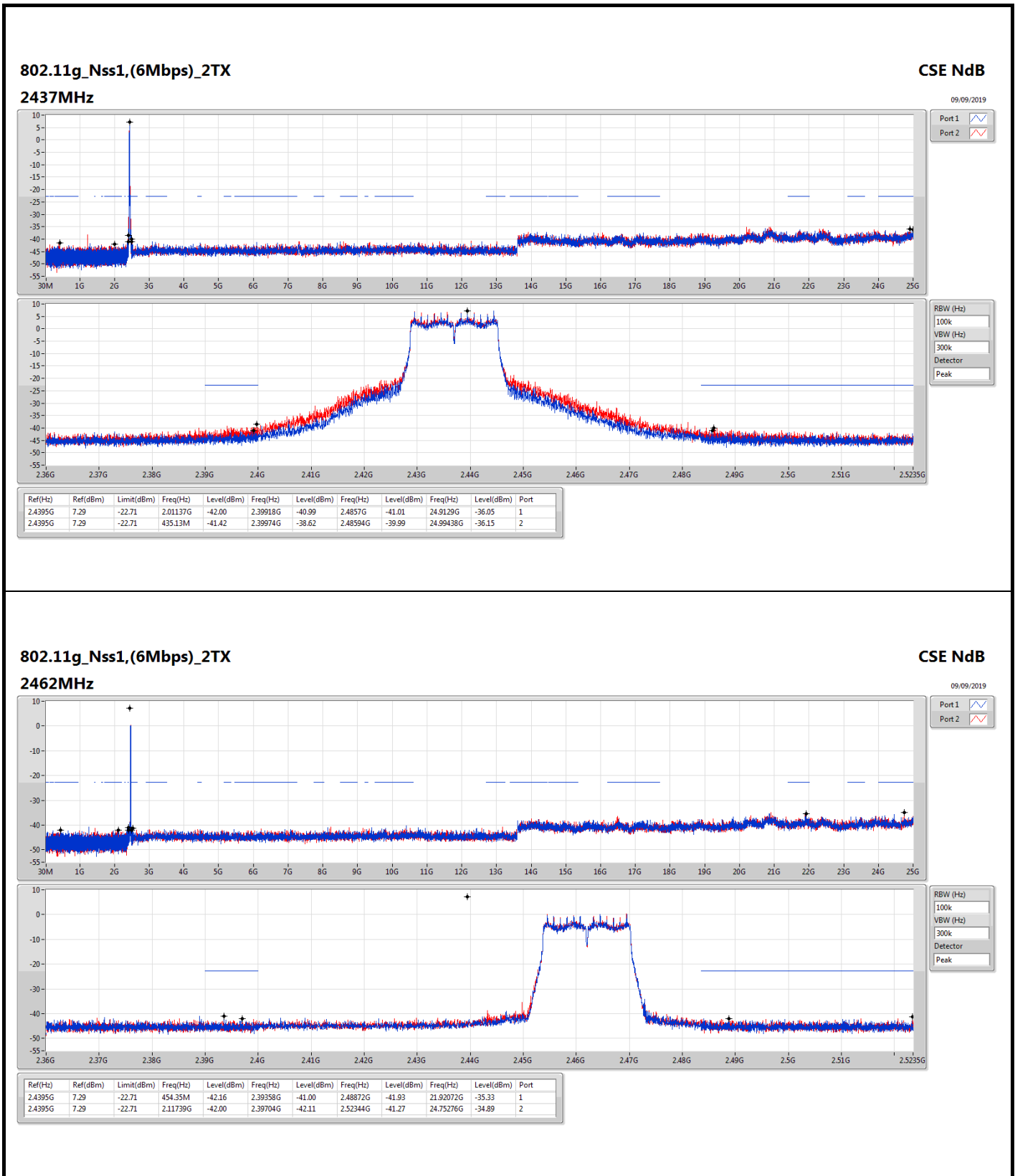


Result

Mode	Result	Ref (Hz)	Ref (dBm)	Limit (dBm)	Freq (Hz)	Level (dBm)	Freq (Hz)	Level (dBm)	Freq (Hz)	Level (dBm)	Freq (Hz)	Level (dBm)	Port
802.11b_Nss1,(1Mbps)_2TX	-	-	-	-	-	-	-	-	-	-	-	-	-
2412MHz	Pass	2.43849G	4.73	-25.27	166.31M	-42.45	2.397G	-39.39	2.49454G	-41.47	21.89824G	-35.76	1
2412MHz	Pass	2.43849G	4.73	-25.27	359.11M	-41.76	2.397G	-37.47	2.5133G	-41.35	24.09251G	-36.18	2
2437MHz	Pass	2.43849G	4.73	-25.27	72.52M	-42.27	2.39044G	-41.94	2.52044G	-42.07	21.81115G	-36.53	1
2437MHz	Pass	2.43849G	4.73	-25.27	606.38M	-42.04	2.3995G	-42.23	2.48596G	-42.03	24.31447G	-36.50	2
2462MHz	Pass	2.43849G	4.73	-25.27	542.89M	-42.20	2.39516G	-42.47	2.51692G	-42.13	24.96629G	-36.57	1
2462MHz	Pass	2.43849G	4.73	-25.27	1.81798G	-41.25	2.3933G	-41.95	2.49452G	-41.34	21.80553G	-36.34	2
802.11g_Nss1,(6Mbps)_2TX	-	-	-	-	-	-	-	-	-	-	-	-	-
2412MHz	Pass	2.4395G	7.29	-22.71	1.61964G	-42.17	2.39954G	-41.42	2.48398G	-41.51	21.42905G	-36.16	1
2412MHz	Pass	2.4395G	7.29	-22.71	810.55M	-41.47	2.39856G	-40.21	2.48392G	-42.00	21.90105G	-36.68	2
2437MHz	Pass	2.4395G	7.29	-22.71	2.01137G	-42.00	2.39918G	-40.99	2.4857G	-41.01	24.9129G	-36.05	1
2437MHz	Pass	2.4395G	7.29	-22.71	435.13M	-41.42	2.39974G	-38.62	2.48594G	-39.99	24.99438G	-36.15	2
2462MHz	Pass	2.4395G	7.29	-22.71	454.35M	-42.16	2.39358G	-41.00	2.48872G	-41.93	21.92072G	-35.33	1
2462MHz	Pass	2.4395G	7.29	-22.71	2.11739G	-42.00	2.39704G	-42.11	2.52344G	-41.27	24.75276G	-34.89	2
802.11n HT20_Nss1,(MCS0)_2TX	-	-	-	-	-	-	-	-	-	-	-	-	-
2412MHz	Pass	2.44446G	6.87	-23.13	1.95225G	-42.33	2.39952G	-39.19	2.50346G	-40.64	24.96348G	-35.81	1
2412MHz	Pass	2.44446G	6.87	-23.13	348.05M	-41.44	2.39734G	-37.74	2.51998G	-42.04	24.31447G	-35.80	2
2437MHz	Pass	2.44446G	6.87	-23.13	868.51M	-41.64	2.39956G	-41.48	2.51724G	-41.35	21.93196G	-36.18	1
2437MHz	Pass	2.44446G	6.87	-23.13	549.59M	-41.66	2.39768G	-38.11	2.48386G	-39.88	21.83081G	-36.09	2
2462MHz	Pass	2.44446G	6.87	-23.13	101.07M	-42.31	2.39782G	-42.03	2.50272G	-41.56	24.61509G	-36.29	1
2462MHz	Pass	2.44446G	6.87	-23.13	691.43M	-41.92	2.39544G	-42.23	2.50916G	-41.20	24.78647G	-36.64	2
802.11n HT40_Nss1,(MCS0)_2TX	-	-	-	-	-	-	-	-	-	-	-	-	-
2422MHz	Pass	2.42196G	-0.62	-30.62	2.19577G	-52.00	2.39704G	-41.70	2.48926G	-52.55	24.04084G	-47.12	1
2422MHz	Pass	2.42196G	-0.62	-30.62	2.04606G	-52.83	2.39704G	-43.14	2.48986G	-52.50	23.59211G	-46.83	2
2437MHz	Pass	2.42196G	-0.62	-30.62	2.1076G	-53.33	2.39888G	-36.94	2.49038G	-38.90	24.73637G	-46.88	1
2437MHz	Pass	2.42196G	-0.62	-30.62	2.30655G	-52.19	2.397G	-35.77	2.48514G	-38.81	23.56687G	-47.03	2
2452MHz	Pass	2.42196G	-0.62	-30.62	2.1826G	-52.83	2.39196G	-47.91	2.48462G	-34.98	24.50079G	-46.72	1
2452MHz	Pass	2.42196G	-0.62	-30.62	2.30082G	-53.01	2.39948G	-49.46	2.4839G	-34.35	24.98598G	-46.90	2





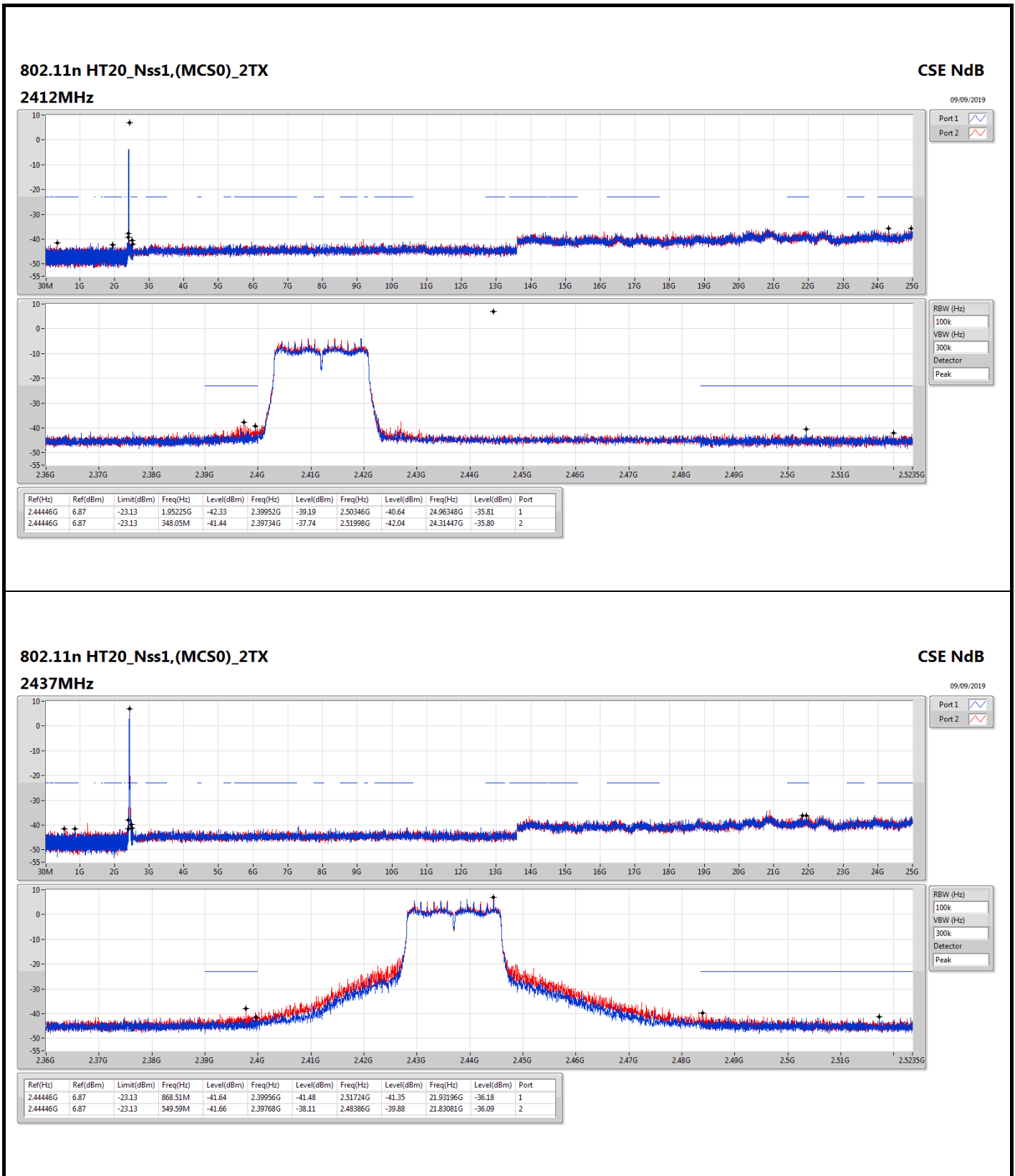


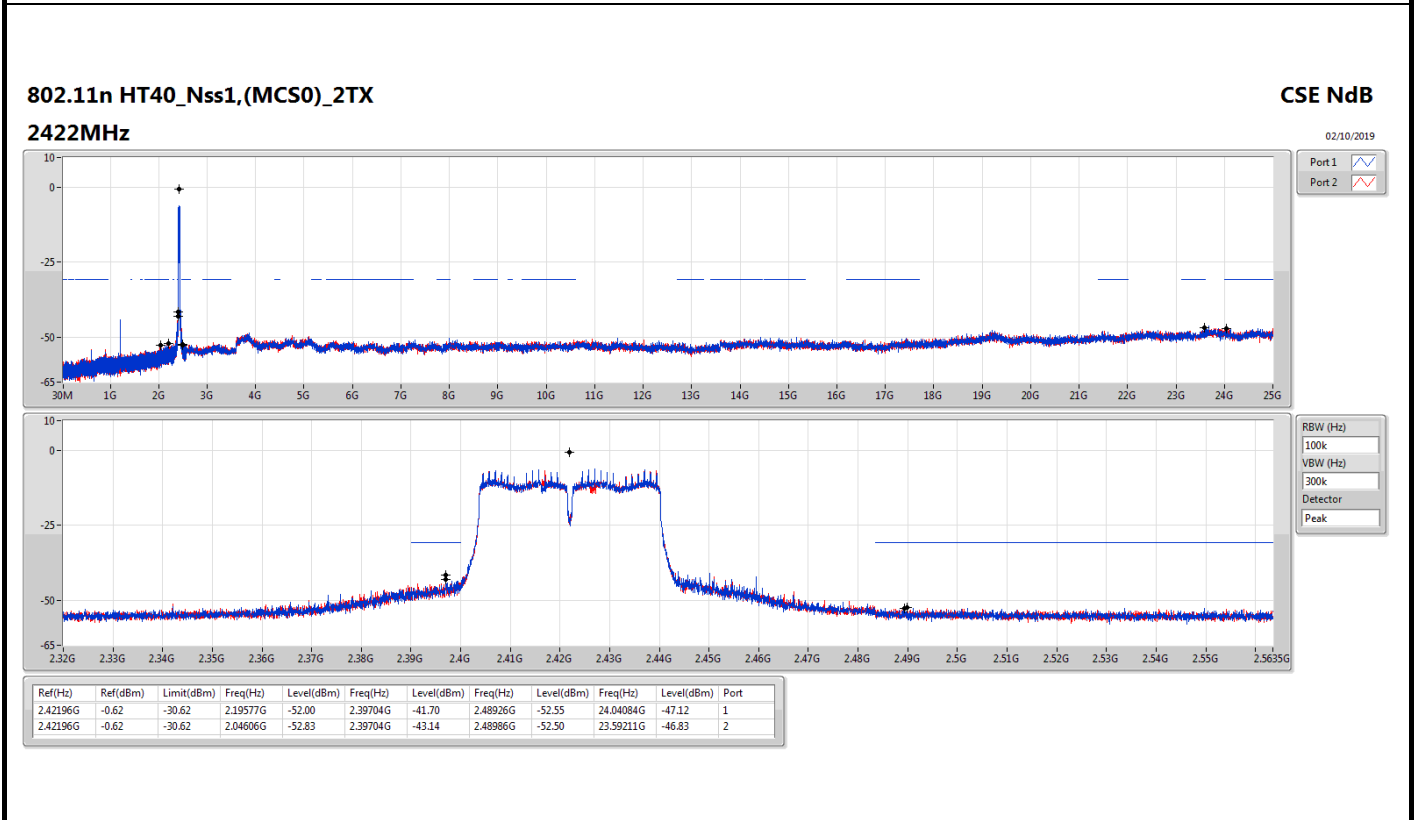
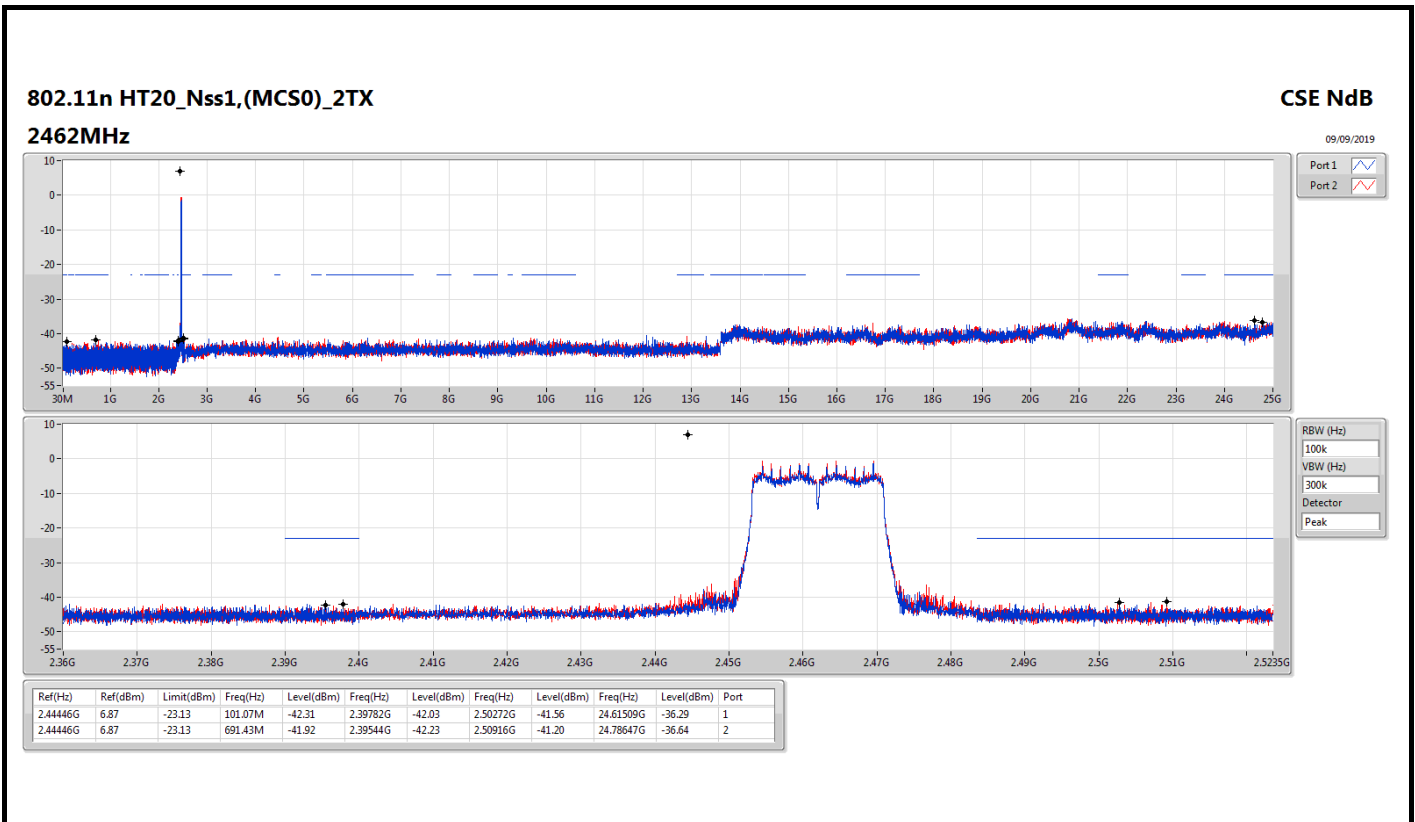
802.11g_Nss1,(6Mbps)_2TX

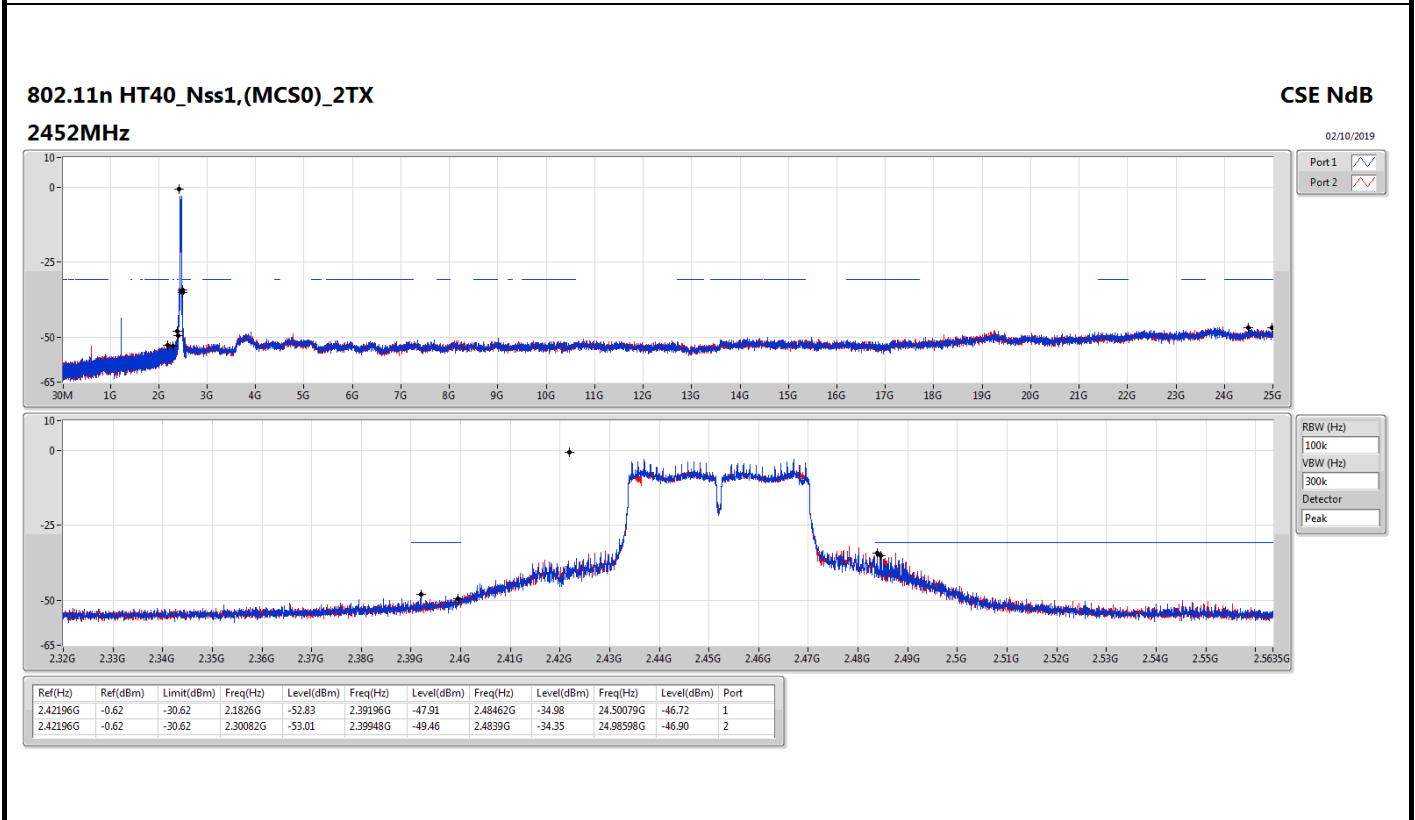
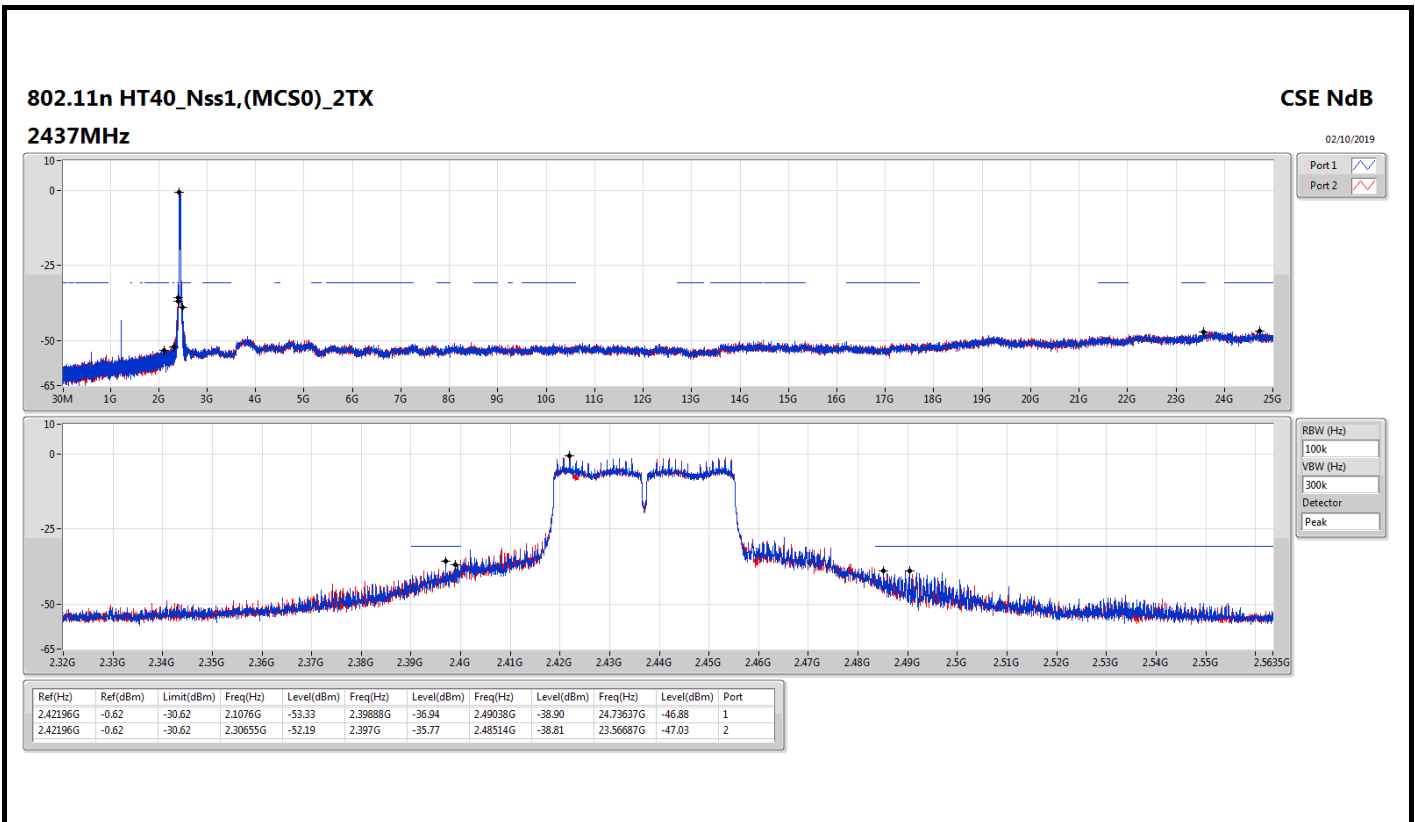
2462MHz

CSE NdB

09/09/2019









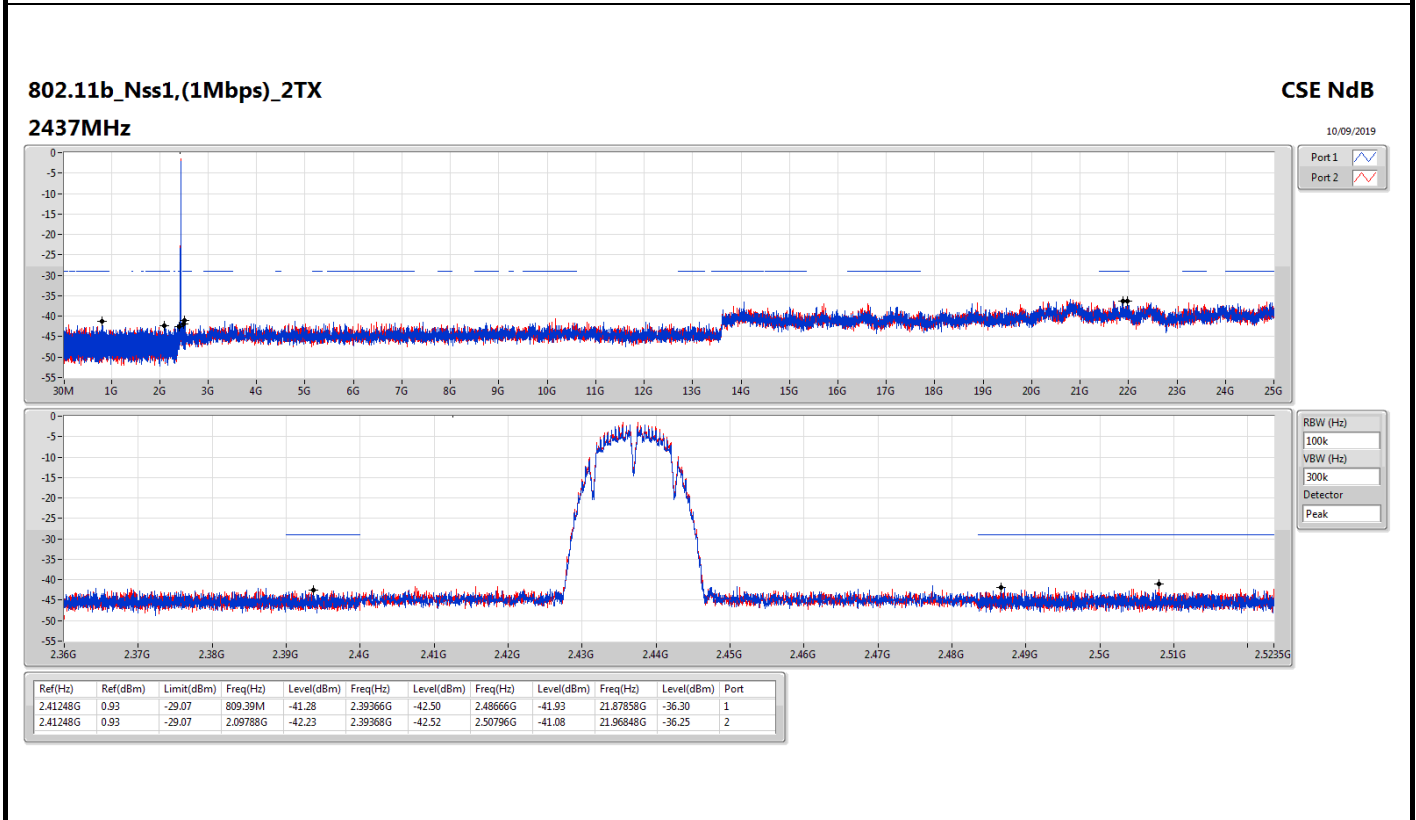
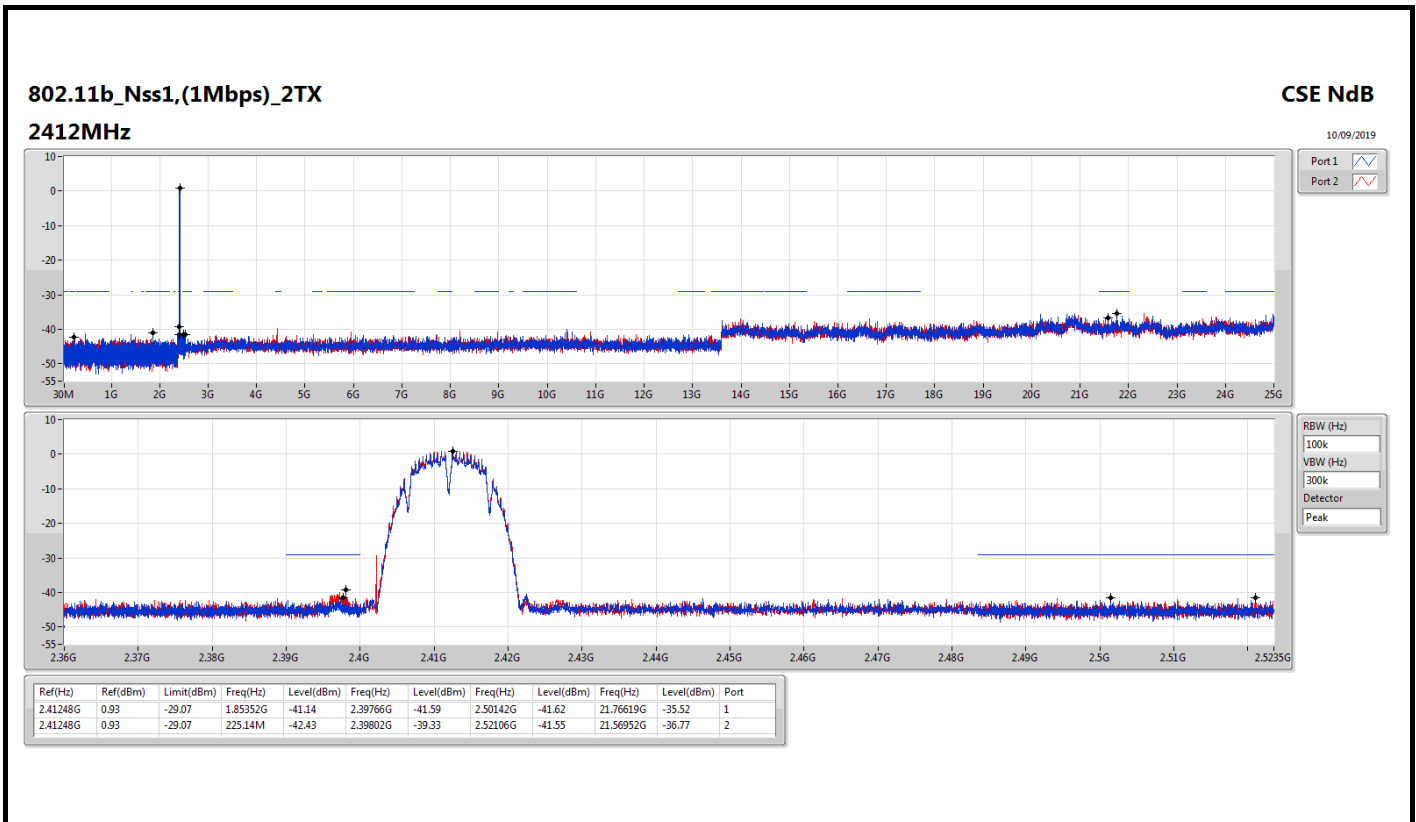
Summary

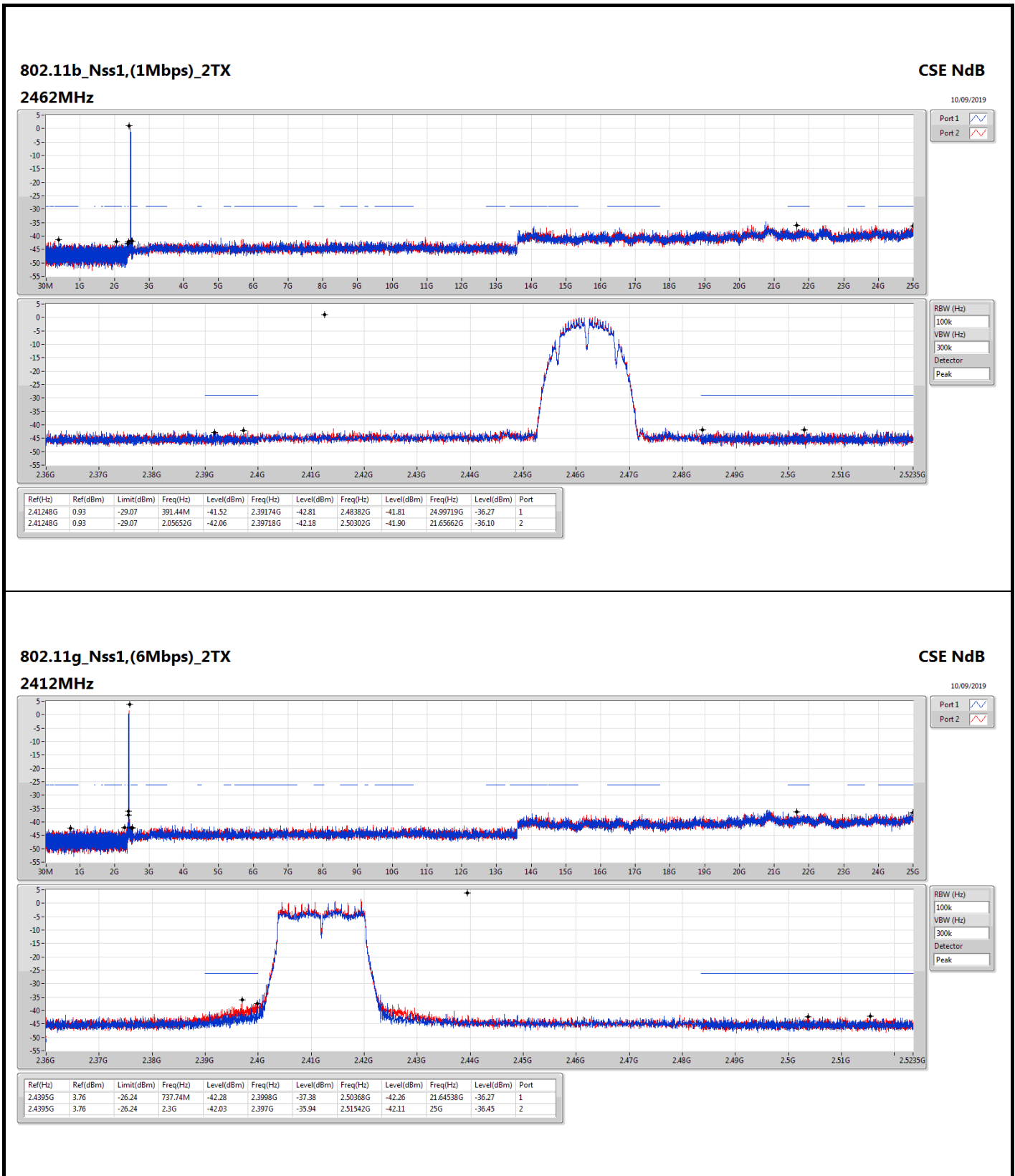
Mode	Result	Ref (Hz)	Ref (dBm)	Limit (dBm)	Freq (Hz)	Level (dBm)	Freq (Hz)	Level (dBm)	Freq (Hz)	Level (dBm)	Freq (Hz)	Level (dBm)	Port
2.4-2.4835GHz	-	-	-	-	-	-	-	-	-	-	-	-	-
802.11b_Nss1,(1Mbps)_2TX	Pass	2.41248G	0.93	-29.07	1.85352G	-41.14	2.39766G	-41.59	2.50142G	-41.62	21.76619G	-35.52	1
802.11g_Nss1,(6Mbps)_2TX	Pass	2.4395G	3.76	-26.24	665.22M	-42.00	2.39832G	-42.51	2.51298G	-41.84	24.74152G	-34.96	1
802.11n HT20_Nss1,(MCS0)_2TX	Pass	2.4395G	4.28	-25.72	801.23M	-41.82	2.39764G	-30.91	2.50354G	-41.61	24.74152G	-35.94	2
802.11n HT40_Nss1,(MCS0)_2TX	Pass	2.45198G	1.31	-28.69	679.22M	-41.71	2.39996G	-33.32	2.48958G	-37.57	23.47432G	-35.38	2

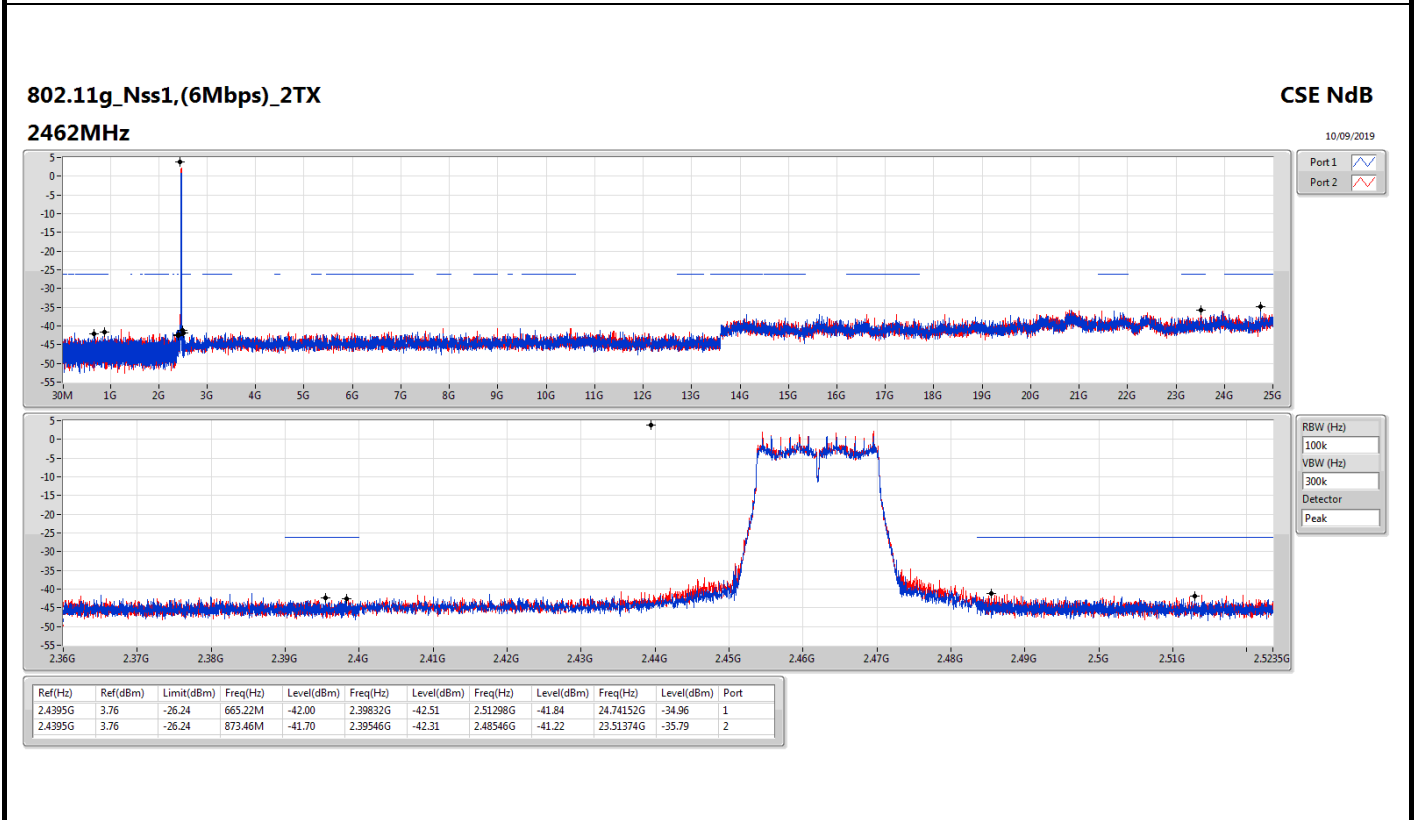
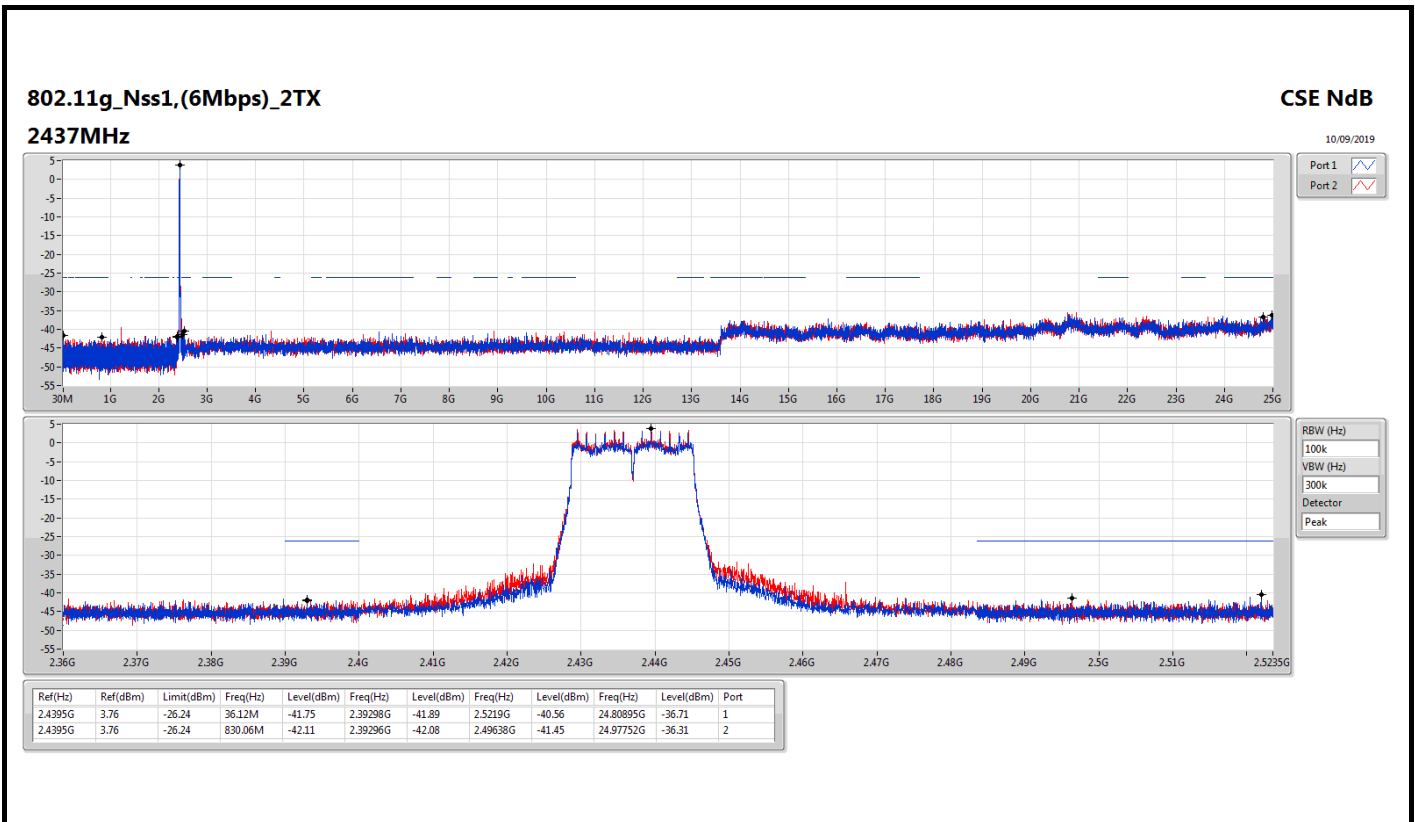


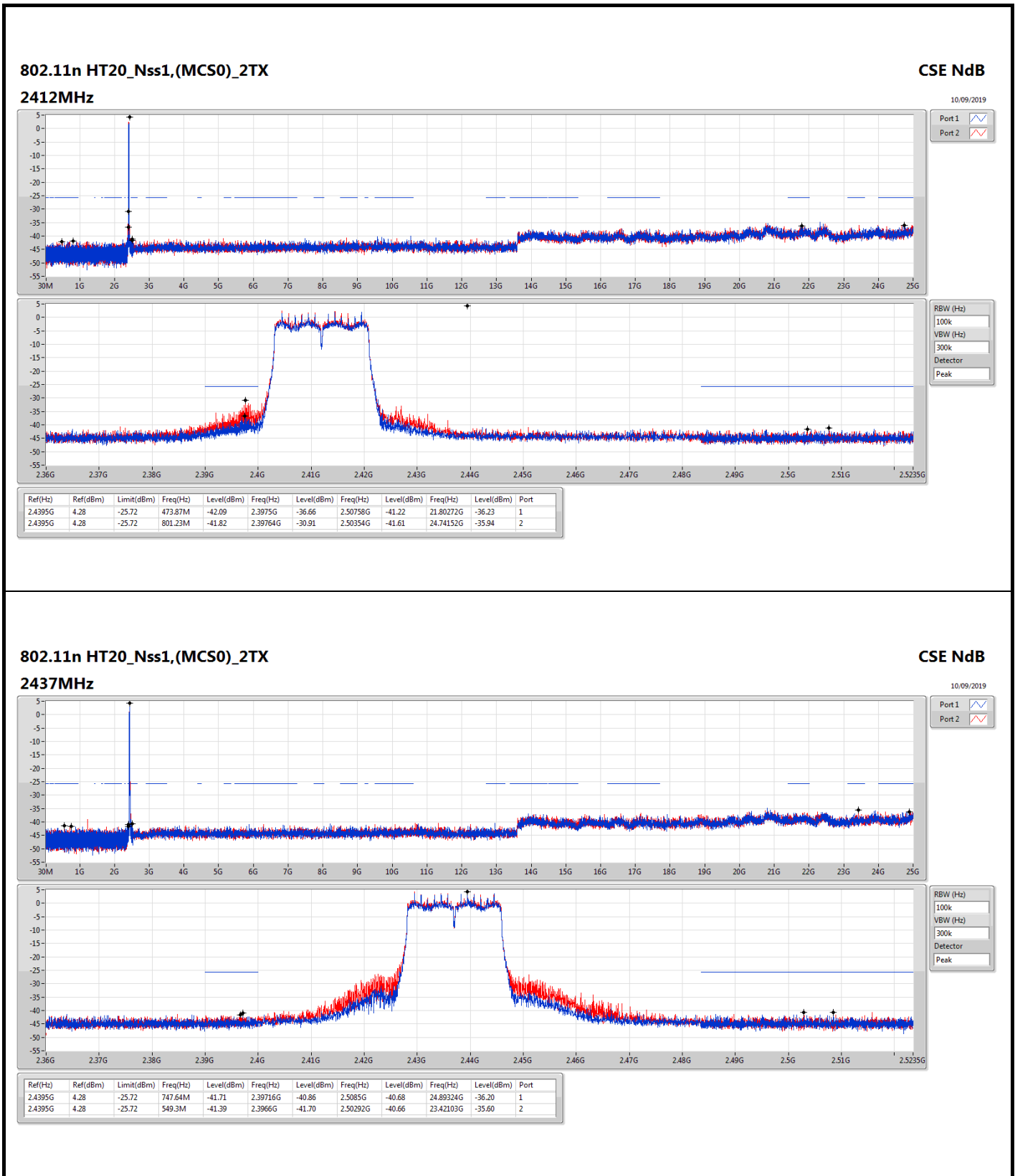
Result

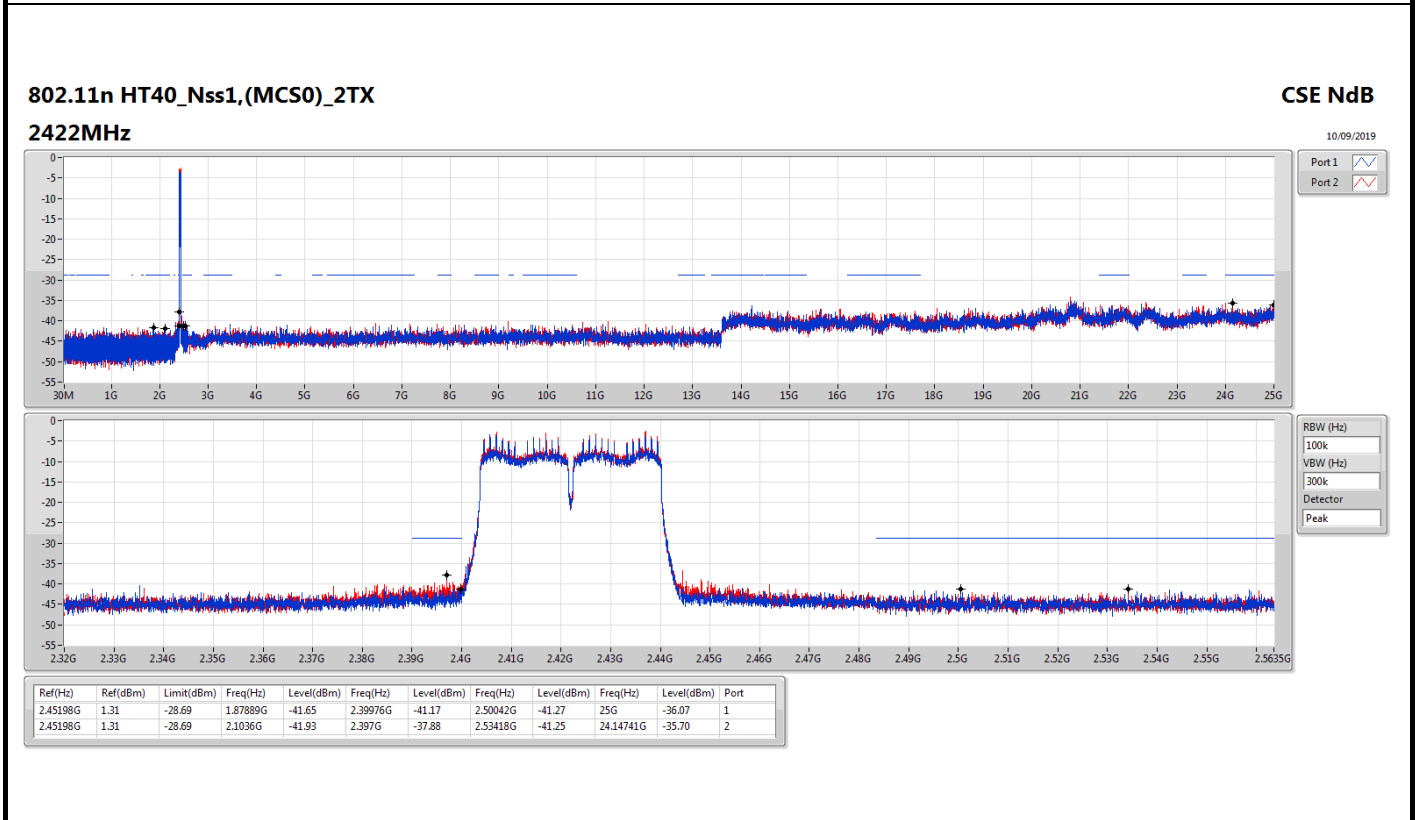
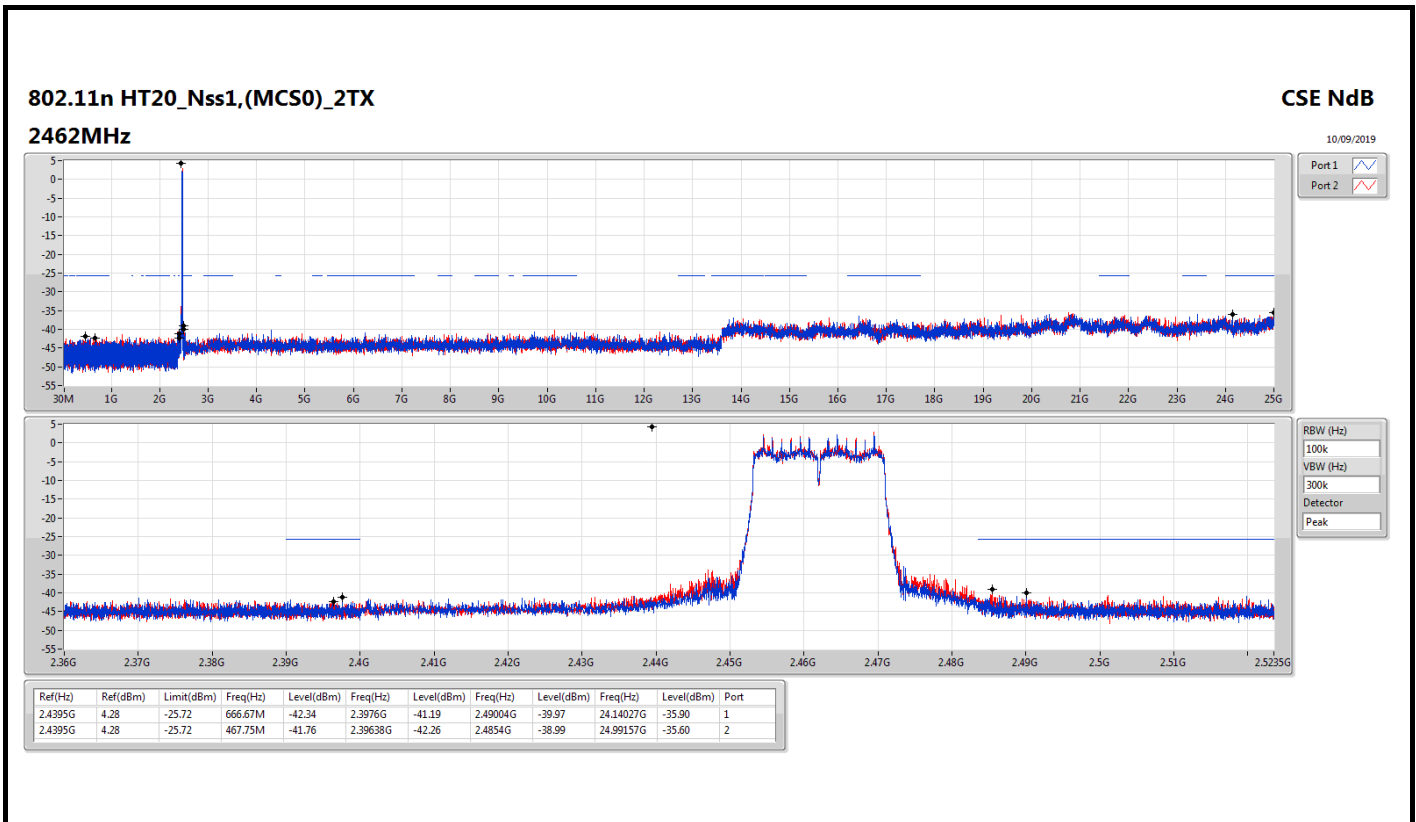
Mode	Result	Ref (Hz)	Ref (dBm)	Limit (dBm)	Freq (Hz)	Level (dBm)	Freq (Hz)	Level (dBm)	Freq (Hz)	Level (dBm)	Freq (Hz)	Level (dBm)	Port
802.11b_Nss1,(1Mbps)_2TX	-	-	-	-	-	-	-	-	-	-	-	-	-
2412MHz	Pass	2.41248G	0.93	-29.07	1.85352G	-41.14	2.39766G	-41.59	2.50142G	-41.62	21.76619G	-35.52	1
2412MHz	Pass	2.41248G	0.93	-29.07	225.14M	-42.43	2.39802G	-39.33	2.52106G	-41.55	21.56952G	-36.77	2
2437MHz	Pass	2.41248G	0.93	-29.07	809.39M	-41.28	2.39366G	-42.50	2.48666G	-41.93	21.87858G	-36.30	1
2437MHz	Pass	2.41248G	0.93	-29.07	2.09788G	-42.23	2.39368G	-42.52	2.50796G	-41.08	21.96848G	-36.25	2
2462MHz	Pass	2.41248G	0.93	-29.07	391.44M	-41.52	2.39174G	-42.81	2.48382G	-41.81	24.99719G	-36.27	1
2462MHz	Pass	2.41248G	0.93	-29.07	2.05652G	-42.06	2.39718G	-42.18	2.50302G	-41.90	21.65662G	-36.10	2
802.11g_Nss1,(6Mbps)_2TX	-	-	-	-	-	-	-	-	-	-	-	-	-
2412MHz	Pass	2.4395G	3.76	-26.24	737.74M	-42.28	2.3998G	-37.38	2.50368G	-42.26	21.64538G	-36.27	1
2412MHz	Pass	2.4395G	3.76	-26.24	2.3G	-42.03	2.397G	-35.94	2.51542G	-42.11	25G	-36.45	2
2437MHz	Pass	2.4395G	3.76	-26.24	36.12M	-41.75	2.39298G	-41.89	2.5219G	-40.56	24.80895G	-36.71	1
2437MHz	Pass	2.4395G	3.76	-26.24	830.06M	-42.11	2.39296G	-42.08	2.49638G	-41.45	24.97752G	-36.31	2
2462MHz	Pass	2.4395G	3.76	-26.24	665.22M	-42.00	2.39832G	-42.51	2.51298G	-41.84	24.74152G	-34.96	1
2462MHz	Pass	2.4395G	3.76	-26.24	873.46M	-41.70	2.39546G	-42.31	2.48546G	-41.22	23.51374G	-35.79	2
802.11n HT20_Nss1,(MCS0)_2TX	-	-	-	-	-	-	-	-	-	-	-	-	-
2412MHz	Pass	2.4395G	4.28	-25.72	473.87M	-42.09	2.3975G	-36.66	2.50758G	-41.22	21.80272G	-36.23	1
2412MHz	Pass	2.4395G	4.28	-25.72	801.23M	-41.82	2.39764G	-30.91	2.50354G	-41.61	24.74152G	-35.94	2
2437MHz	Pass	2.4395G	4.28	-25.72	747.64M	-41.71	2.39716G	-40.86	2.5085G	-40.68	24.89324G	-36.20	1
2437MHz	Pass	2.4395G	4.28	-25.72	549.3M	-41.39	2.3966G	-41.70	2.50292G	-40.66	23.42103G	-35.60	2
2462MHz	Pass	2.4395G	4.28	-25.72	666.67M	-42.34	2.3976G	-41.19	2.49004G	-39.97	24.14027G	-35.90	1
2462MHz	Pass	2.4395G	4.28	-25.72	467.75M	-41.76	2.39638G	-42.26	2.4854G	-38.99	24.99157G	-35.60	2
802.11n HT40_Nss1,(MCS0)_2TX	-	-	-	-	-	-	-	-	-	-	-	-	-
2422MHz	Pass	2.45198G	1.31	-28.69	1.87889G	-41.65	2.39976G	-41.17	2.50042G	-41.27	25G	-36.07	1
2422MHz	Pass	2.45198G	1.31	-28.69	2.1036G	-41.93	2.397G	-37.88	2.53418G	-41.25	24.14741G	-35.70	2
2437MHz	Pass	2.45198G	1.31	-28.69	703.26M	-40.40	2.39856G	-36.62	2.4947G	-39.24	21.83084G	-35.99	1
2437MHz	Pass	2.45198G	1.31	-28.69	679.22M	-41.71	2.39996G	-33.32	2.48958G	-37.57	23.47432G	-35.38	2
2452MHz	Pass	2.45198G	1.31	-28.69	1.8995G	-41.27	2.3964G	-42.23	2.48458G	-38.14	24.98598G	-35.87	1
2452MHz	Pass	2.45198G	1.31	-28.69	884.46M	-41.58	2.39824G	-41.70	2.48462G	-36.17	21.91498G	-35.70	2

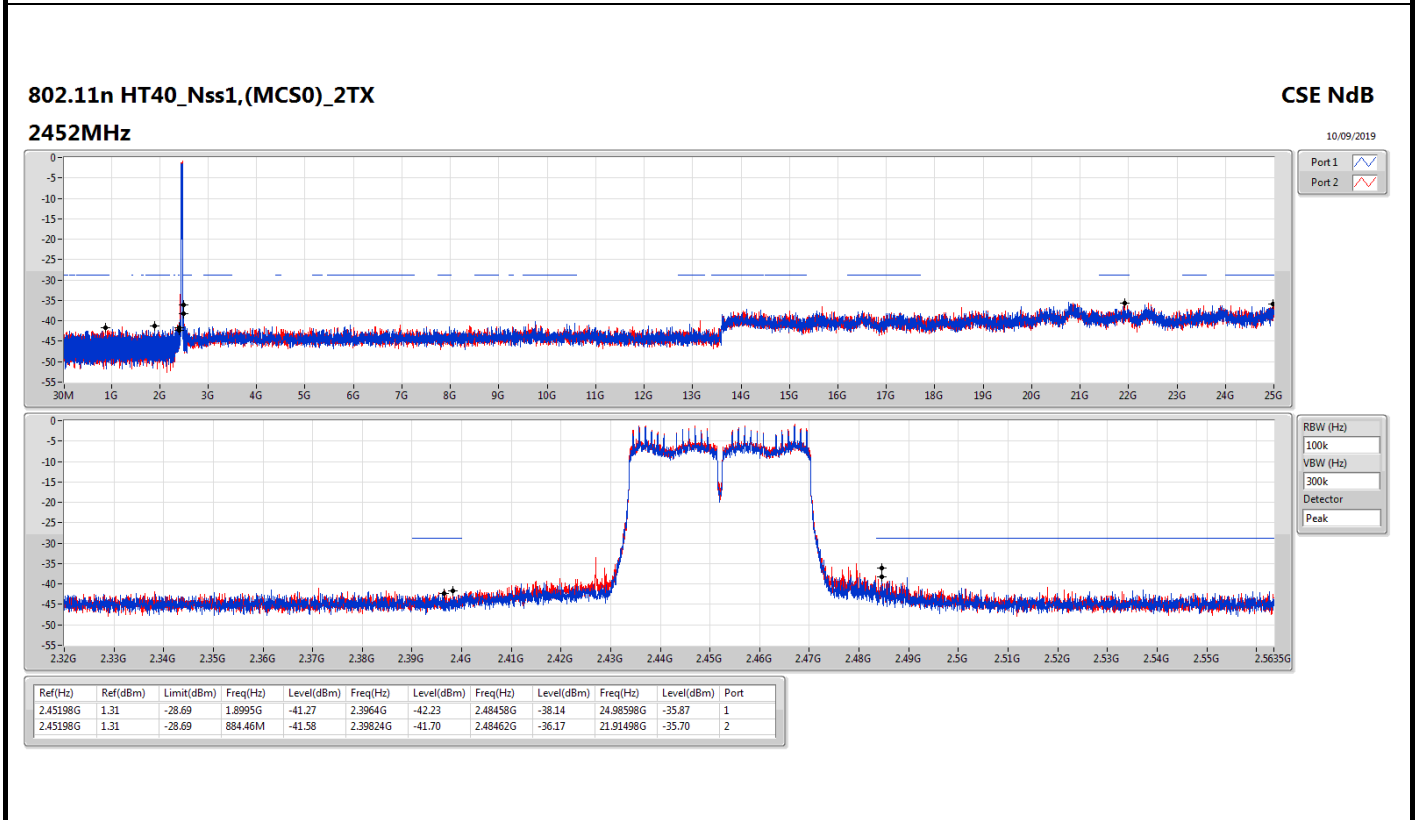
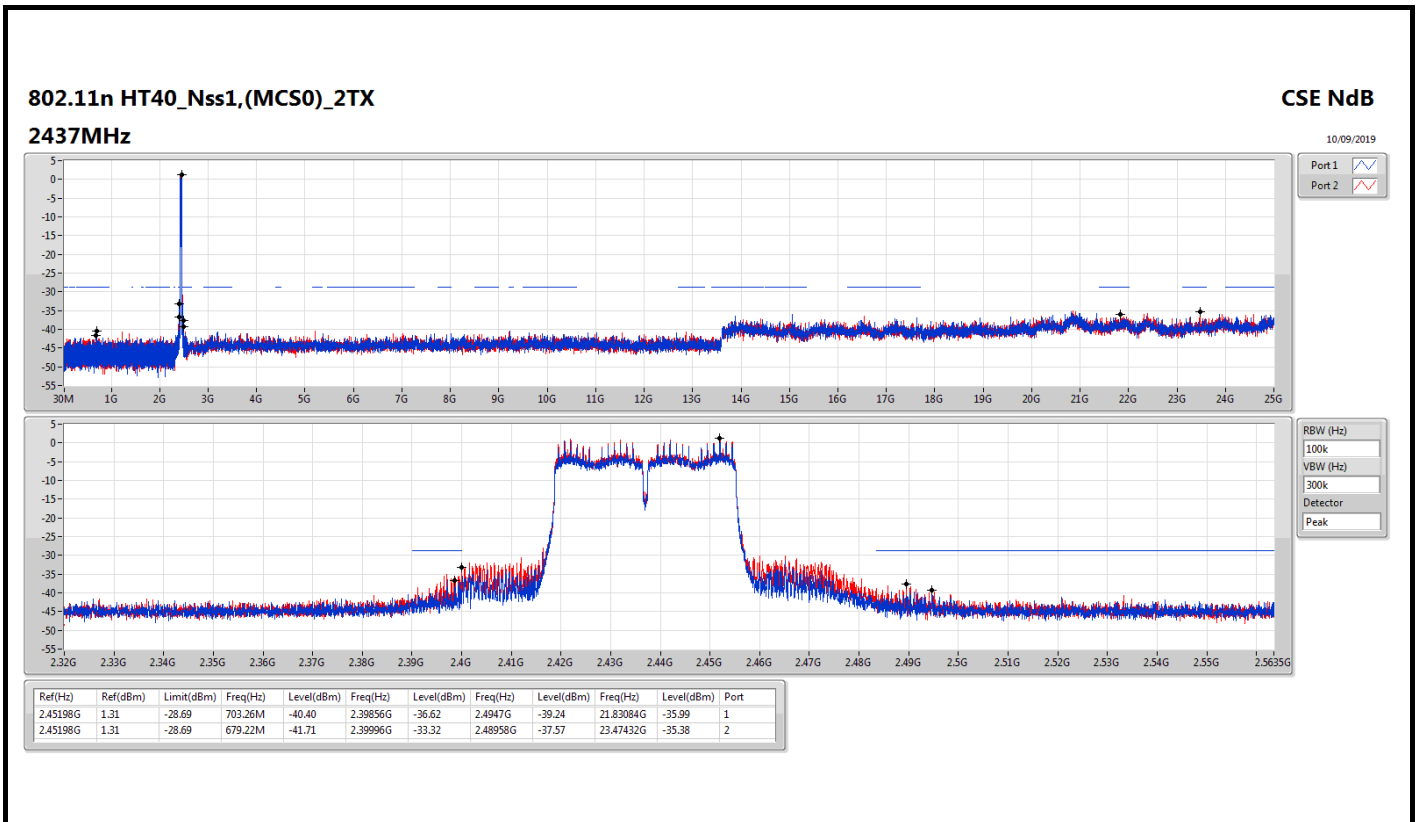












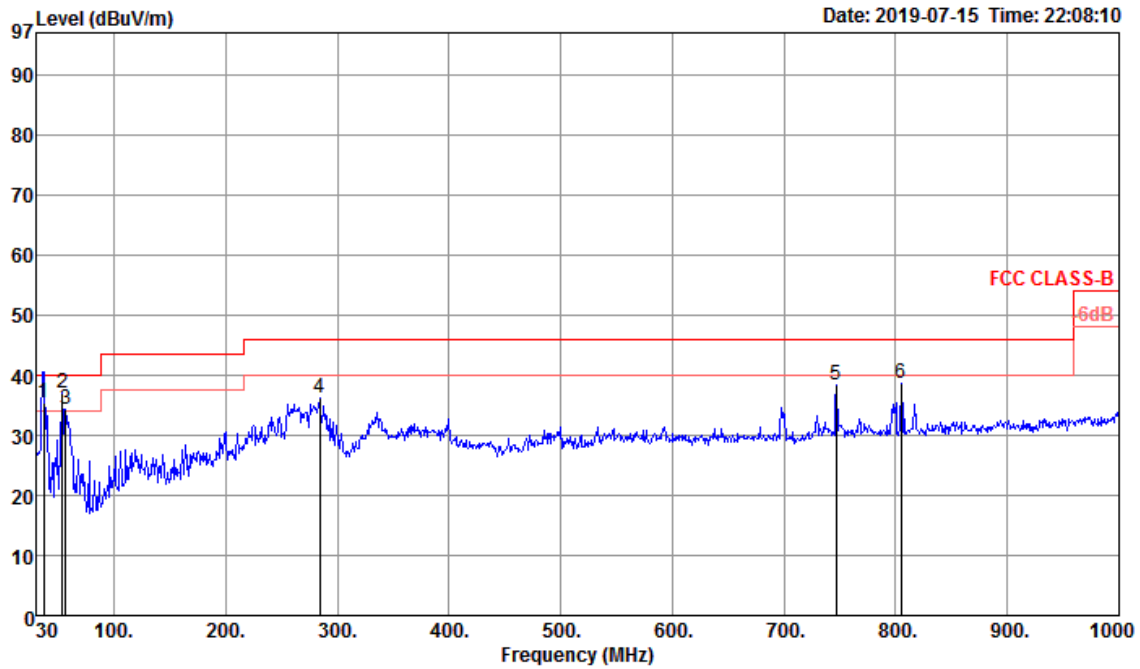


Radiated Emission below 1GHz Result

Appendix F.1

Test Mode	Mode 4	Frequency Range	30 MHz to 1,000 MHz
------------------	--------	------------------------	---------------------

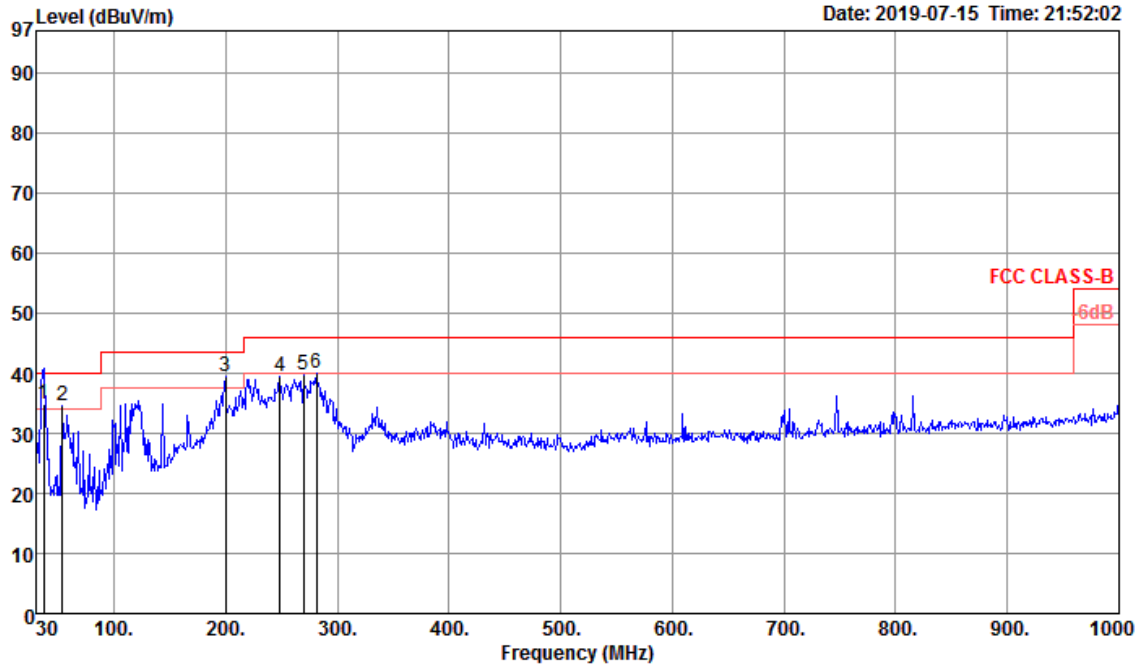
Vertical 30 MHz to 1,000 MHz



	Freq	Level	Limit Line	Over Limit	Read Level	Cable Loss	Antenna Factor	Preamp Factor	A/Pos	T/Pos	Remark	Pol/Phase
	MHz	dBuV/m	dBuV/m	dB	dBuV	dB	dB/m	dB	cm	deg		
1	36.79	35.42	40.00	-4.58	42.50	0.71	20.78	28.57	100	116	QP	VERTICAL
2	53.28	36.95	40.00	-3.05	51.60	0.85	13.05	28.55	100	360	Peak	VERTICAL
3	56.19	34.39	40.00	-5.61	49.45	0.87	12.61	28.54	100	360	Peak	VERTICAL
4	284.14	36.24	46.00	-9.76	43.41	1.97	18.81	27.95	100	360	Peak	VERTICAL
5	746.83	38.46	46.00	-7.54	38.75	3.22	25.90	29.41	100	360	Peak	VERTICAL
6	805.03	38.69	46.00	-7.31	38.61	3.36	26.05	29.33	100	360	Peak	VERTICAL



Horizontal 30 MHz to 1,000 MHz



	Freq	Level	Limit Line	Over Limit	Read Level	Cable Loss	Antenna Factor	Preamp Factor	A/Pos	T/Pos	Remark	Pol/Phase
	MHz	dBuV/m	dBuV/m	dB	dBuV	dB	dB/m	dB	cm	deg		
1	36.79	34.82	40.00	-5.18	41.90	0.71	20.78	28.57	100	124	QP	HORIZONTAL
2	53.28	34.65	40.00	-5.35	49.30	0.85	13.05	28.55	400	360	Peak	HORIZONTAL
3	199.75	39.32	43.50	-4.18	50.62	1.65	15.11	28.06	400	360	Peak	HORIZONTAL
4	248.25	39.51	46.00	-6.49	47.53	1.84	18.14	28.00	400	360	Peak	HORIZONTAL
5	269.59	39.73	46.00	-6.27	47.04	1.92	18.74	27.97	400	360	Peak	HORIZONTAL
6	281.23	39.91	46.00	-6.09	47.16	1.96	18.74	27.95	400	360	Peak	HORIZONTAL



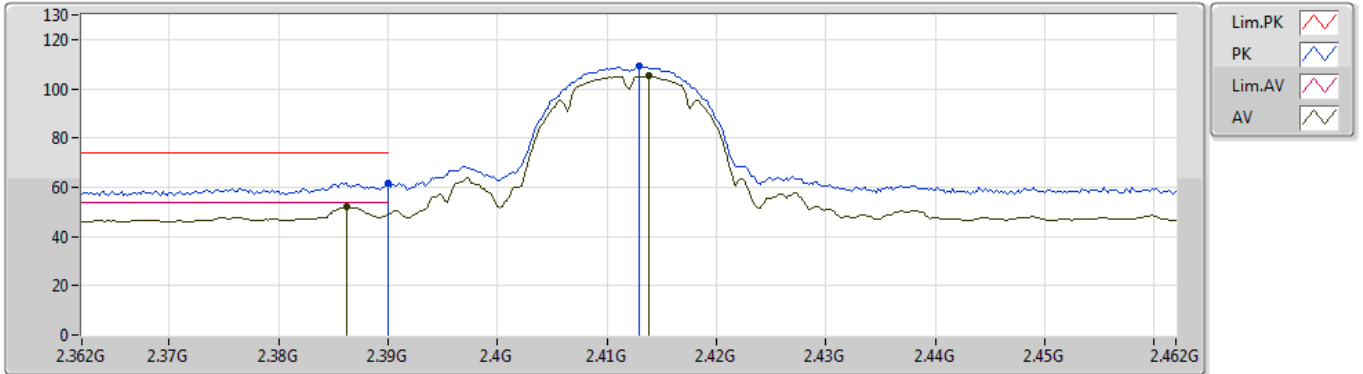
Summary

Mode	Result	Type	Freq (Hz)	Level (dBuV/m)	Limit (dBuV/m)	Margin (dB)	Factor (dB)	Dist (m)	Condition	Azimuth (°)	Height (m)	Comments
2.4-2.4835GHz	-	-	-	-	-	-	-	-	-	-	-	-
802.11n HT40_Nss1,(MCS0)_2TX	Pass	PK	2.4844G	73.97	74.00	-0.03	31.40	3	Vertical	306	2.87	-

802.11b_Nss1,(1Mbps)_2TX

06/09/2019

2412MHz_TX



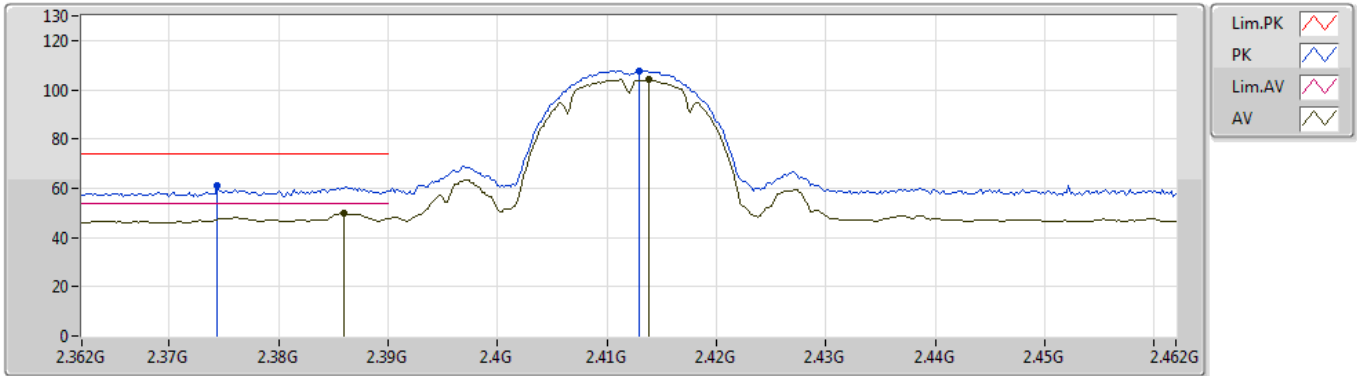
EUT_Z_2TX
Setting 13
02-B-4
FSU(100015)

Type	Freq (Hz)	Level (dBuV/m)	Limit (dBuV/m)	Margin (dB)	Factor (dB)	Dist (m)	Condition	Azimuth (°)	Height (m)	Comment	Raw (dBuV)
PK	2.39G	61.48	74.00	-12.52	31.20	3	Vertical	316	1.69	-	30.28
AV	2.3862G	52.14	54.00	-1.86	31.20	3	Vertical	316	1.69	-	20.94
PK	2.413G	108.99	Inf	-Inf	31.26	3	Vertical	316	1.69	-	77.73
AV	2.4138G	105.14	Inf	-Inf	31.26	3	Vertical	316	1.69	-	73.88

802.11b_Nss1,(1Mbps)_2TX

06/09/2019

2412MHz_TX



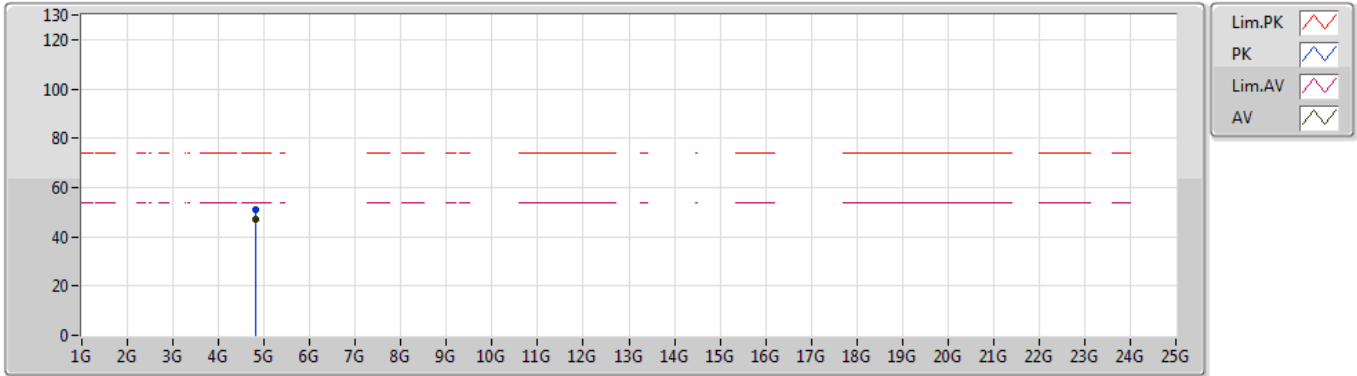
EUT_Z_2TX
Setting 13
02-B-4
FSU(100015)

Type	Freq (Hz)	Level (dBuV/m)	Limit (dBuV/m)	Margin (dB)	Factor (dB)	Dist (m)	Condition	Azimuth (°)	Height (m)	Comment	Raw (dBuV)
PK	2.3744G	61.31	74.00	-12.69	31.16	3	Horizontal	314	2.86	-	30.15
AV	2.386G	49.78	54.00	-4.22	31.19	3	Horizontal	314	2.86	-	18.59
PK	2.413G	107.85	Inf	-Inf	31.26	3	Horizontal	314	2.86	-	76.59
AV	2.4138G	103.99	Inf	-Inf	31.26	3	Horizontal	314	2.86	-	72.73

802.11b_Nss1,(1Mbps)_2TX

06/09/2019

2412MHz_TX



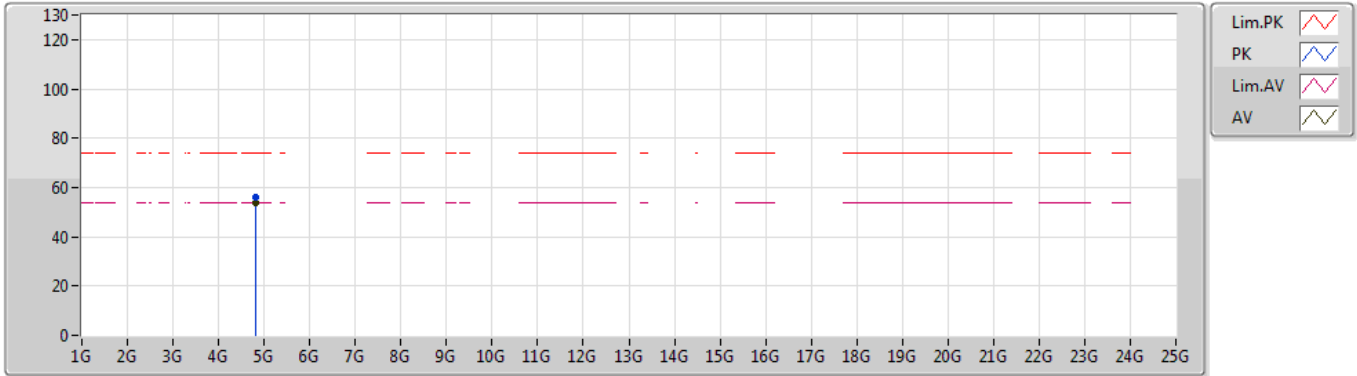
EUT_Z_2TX
Setting 13
02-K-5
FSU(100015)

Type	Freq (Hz)	Level (dBuV/m)	Limit (dBuV/m)	Margin (dB)	Factor (dB)	Dist (m)	Condition	Azimuth (°)	Height (m)	Comment	Raw (dBuV)
PK	4.824G	50.91	74.00	-23.09	7.17	3	Vertical	326	1.75	-	43.74
AV	4.82396G	46.79	54.00	-7.21	7.17	3	Vertical	326	1.75	-	39.62

802.11b_Nss1,(1Mbps)_2TX

06/09/2019

2412MHz_TX



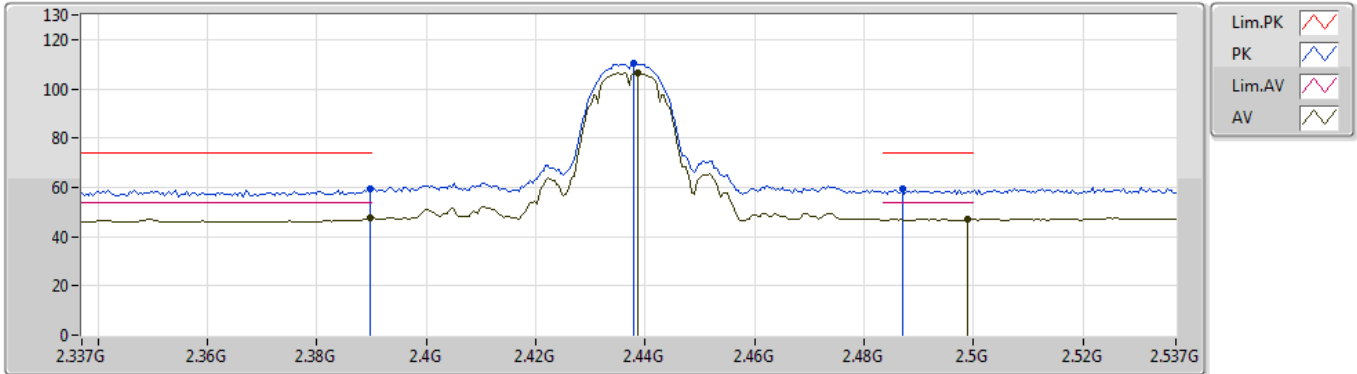
EUT_Z_2TX
Setting 13
02-K-5
FSU(100015)

Type	Freq (Hz)	Level (dBuV/m)	Limit (dBuV/m)	Margin (dB)	Factor (dB)	Dist (m)	Condition	Azimuth (°)	Height (m)	Comment	Raw (dBuV)
PK	4.824G	56.08	74.00	-17.92	7.17	3	Horizontal	357	2.13	-	48.91
AV	4.82396G	53.77	54.00	-0.23	7.17	3	Horizontal	357	2.13	-	46.60

802.11b_Nss1,(1Mbps)_2TX

07/09/2019

2437MHz_TX



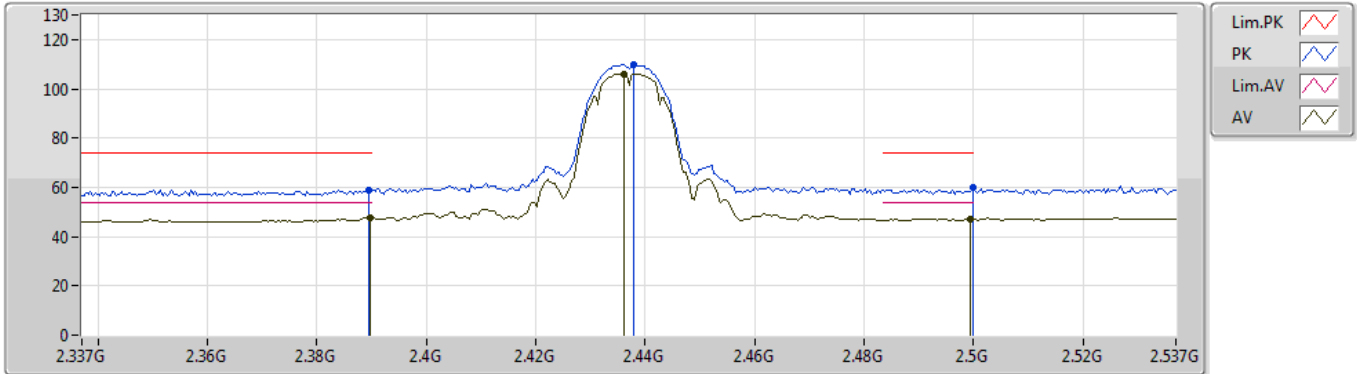
EUT_Z_2TX
Setting 15
02-B-4
FSU(100015)

Type	Freq (Hz)	Level (dBuV/m)	Limit (dBuV/m)	Margin (dB)	Factor (dB)	Dist (m)	Condition	Azimuth (°)	Height (m)	Comment	Raw (dBuV)
PK	2.3898G	59.53	74.00	-14.47	31.20	3	Vertical	313	2.37	-	28.33
AV	2.3898G	47.52	54.00	-6.48	31.20	3	Vertical	313	2.37	-	16.32
PK	2.4378G	110.13	Inf	-Inf	31.31	3	Vertical	313	2.37	-	78.82
AV	2.4386G	106.38	Inf	-Inf	31.31	3	Vertical	313	2.37	-	75.07
PK	2.487G	59.31	74.00	-14.69	31.40	3	Vertical	313	2.37	-	27.91
AV	2.499G	47.06	54.00	-6.94	31.43	3	Vertical	313	2.37	-	15.63

802.11b_Nss1,(1Mbps)_2TX

07/09/2019

2437MHz_TX



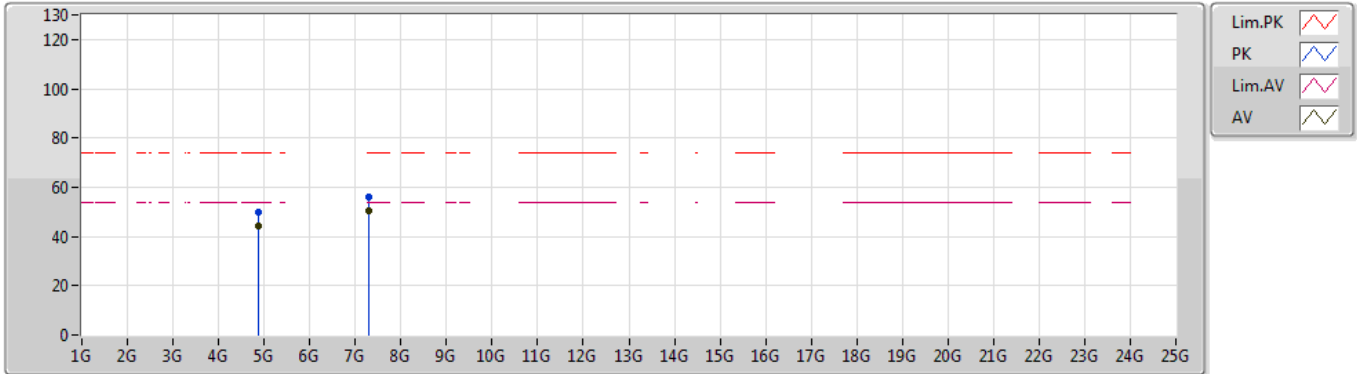
EUT_Z_2TX
Setting 15
02-B-4
FSU(100015)

Type	Freq (Hz)	Level (dBuV/m)	Limit (dBuV/m)	Margin (dB)	Factor (dB)	Dist (m)	Condition	Azimuth (°)	Height (m)	Comment	Raw (dBuV)
PK	2.3894G	59.10	74.00	-14.90	31.20	3	Horizontal	325	2.58	-	27.90
AV	2.3898G	47.66	54.00	-6.34	31.20	3	Horizontal	325	2.58	-	16.46
PK	2.4378G	109.82	Inf	-Inf	31.31	3	Horizontal	325	2.58	-	78.51
AV	2.4362G	106.02	Inf	-Inf	31.30	3	Horizontal	325	2.58	-	74.72
PK	2.4998G	59.83	74.00	-14.17	31.43	3	Horizontal	325	2.58	-	28.40
AV	2.4994G	47.30	54.00	-6.70	31.43	3	Horizontal	325	2.58	-	15.87

802.11b_Nss1,(1Mbps)_2TX

07/09/2019

2437MHz_TX



EUT Z_2TX
Setting 15
02-K-5
FSU(100015)

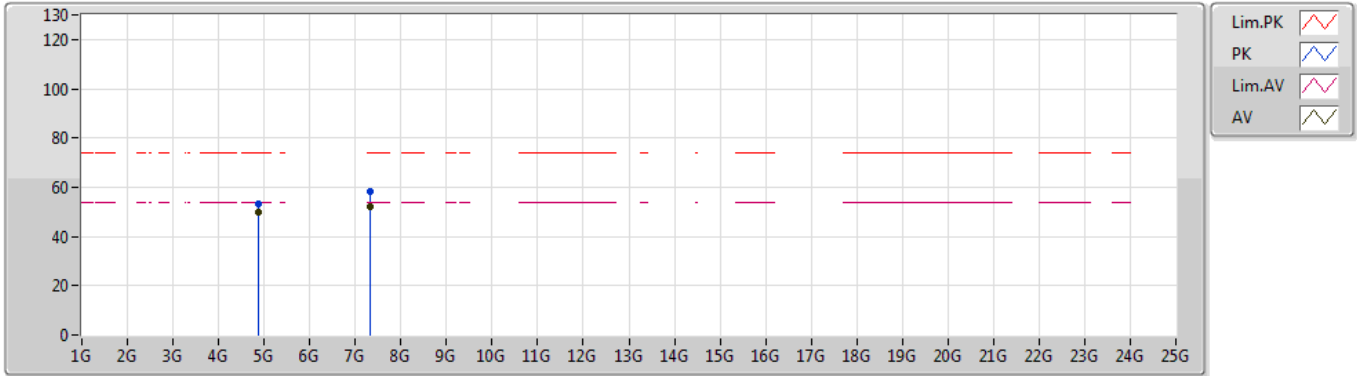
Type	Freq (Hz)	Level (dBuV/m)	Limit (dBuV/m)	Margin (dB)	Factor (dB)	Dist (m)	Condition	Azimuth (°)	Height (m)	Comment	Raw (dBuV)
PK	4.87406G	49.78	74.00	-24.22	7.28	3	Vertical	128	2.29	-	42.50
AV	4.87396G	44.51	54.00	-9.49	7.28	3	Vertical	128	2.29	-	37.23
PK	7.30842G	56.26	74.00	-17.74	10.54	3	Vertical	301	1.50	-	45.72
AV	7.31019G	50.16	54.00	-3.84	10.54	3	Vertical	301	1.50	-	39.62



802.11b_Nss1,(1Mbps)_2TX

07/09/2019

2437MHz_TX



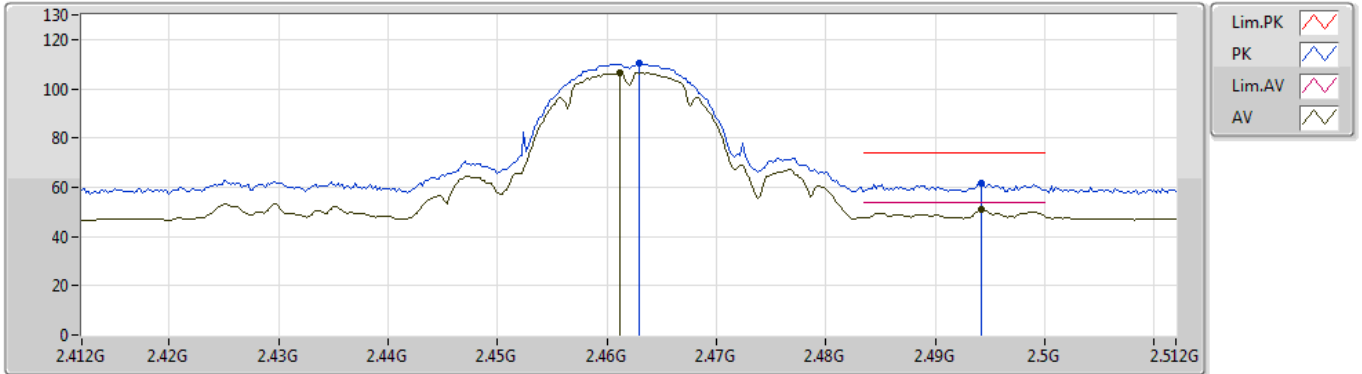
EUT Z_2TX
 Setting 15
 02-K-5
 FSU(100015)

Type	Freq (Hz)	Level (dBuV/m)	Limit (dBuV/m)	Margin (dB)	Factor (dB)	Dist (m)	Condition	Azimuth (°)	Height (m)	Comment	Raw (dBuV)
PK	4.87397G	53.08	74.00	-20.92	7.28	3	Horizontal	0	2.37	-	45.80
AV	4.87397G	49.66	54.00	-4.34	7.28	3	Horizontal	0	2.37	-	42.38
PK	7.3119G	58.16	74.00	-15.84	10.55	3	Horizontal	313	1.88	-	47.61
AV	7.31022G	52.22	54.00	-1.78	10.54	3	Horizontal	313	1.88	-	41.68

802.11b_Nss1,(1Mbps)_2TX

06/09/2019

2462MHz_TX



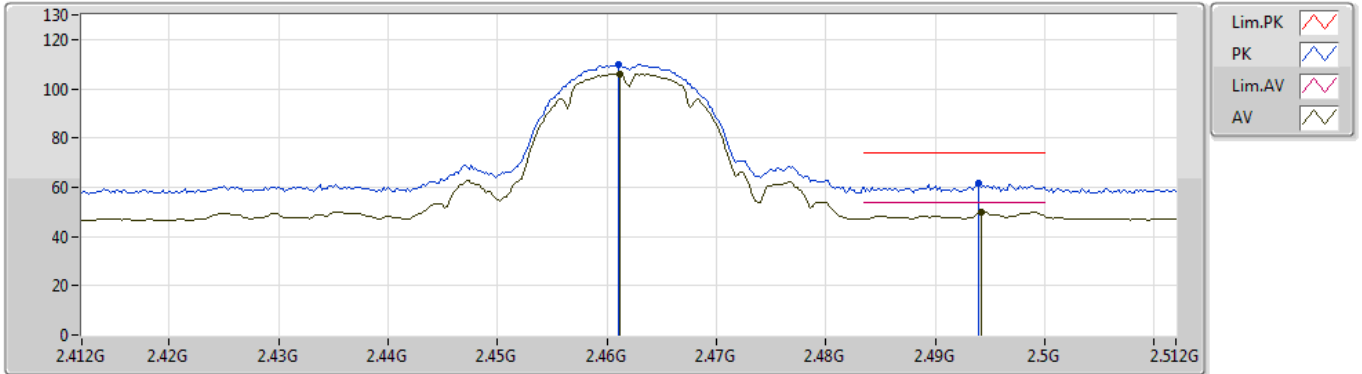
EUT_Z_2TX
Setting 15
02-B-4
FSU(100015)

Type	Freq (Hz)	Level (dBuV/m)	Limit (dBuV/m)	Margin (dB)	Factor (dB)	Dist (m)	Condition	Azimuth (°)	Height (m)	Comment	Raw (dBuV)
PK	2.463G	110.24	Inf	-Inf	31.36	3	Vertical	315	1.87	-	78.88
AV	2.4612G	106.36	Inf	-Inf	31.35	3	Vertical	315	1.87	-	75.01
PK	2.4942G	61.66	74.00	-12.34	31.42	3	Vertical	315	1.87	-	30.24
AV	2.4942G	51.06	54.00	-2.94	31.42	3	Vertical	315	1.87	-	19.64

802.11b_Nss1,(1Mbps)_2TX

06/09/2019

2462MHz_TX



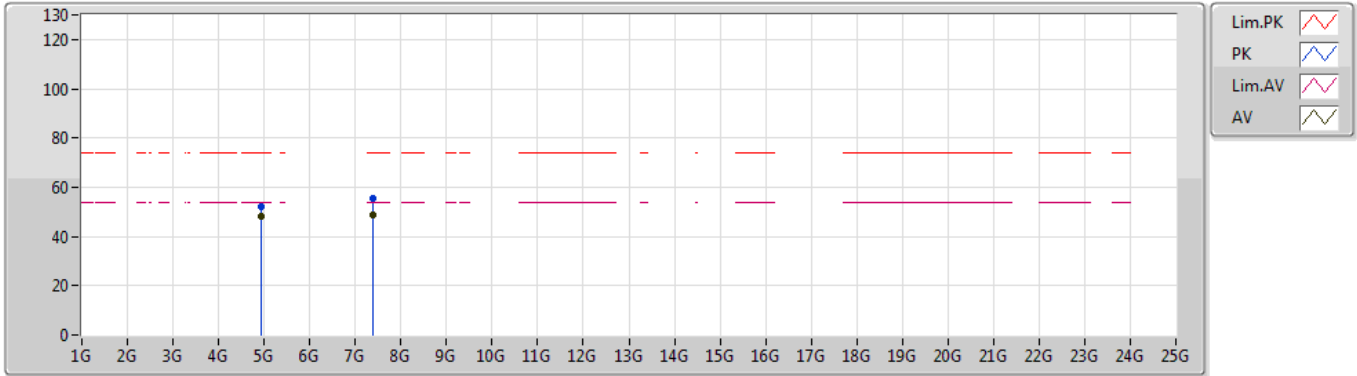
EUT Z_2TX
Setting 15
02-B-4
FSU(100015)

Type	Freq (Hz)	Level (dBuV/m)	Limit (dBuV/m)	Margin (dB)	Factor (dB)	Dist (m)	Condition	Azimuth (°)	Height (m)	Comment	Raw (dBuV)
PK	2.461G	109.75	Inf	-Inf	31.35	3	Horizontal	327	2.72	-	78.40
AV	2.4612G	106.03	Inf	-Inf	31.35	3	Horizontal	327	2.72	-	74.68
PK	2.494G	61.51	74.00	-12.49	31.42	3	Horizontal	327	2.72	-	30.09
AV	2.4942G	50.11	54.00	-3.89	31.42	3	Horizontal	327	2.72	-	18.69

802.11b_Nss1,(1Mbps)_2TX

06/09/2019

2462MHz_TX



EUT Z_2TX
Setting 15
02-B-4
FSU(100015)

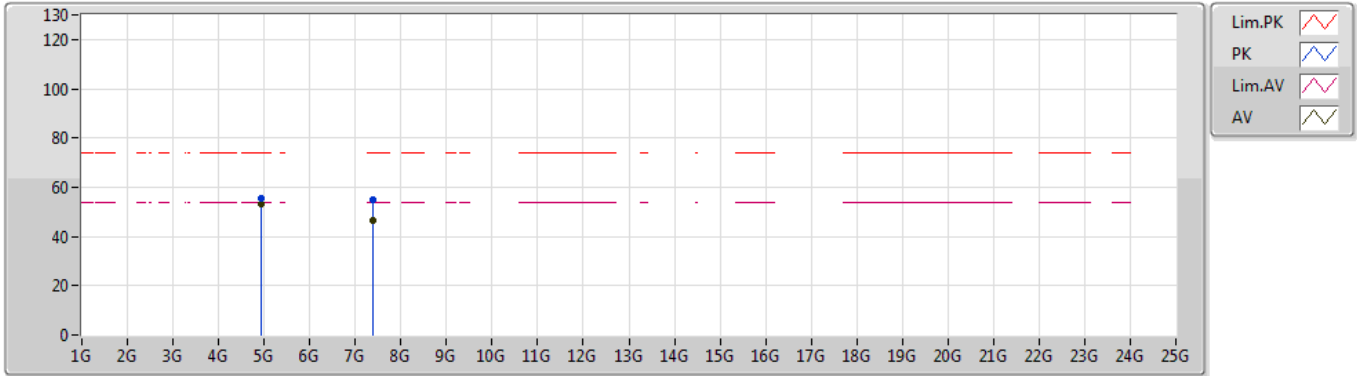
Type	Freq (Hz)	Level (dBuV/m)	Limit (dBuV/m)	Margin (dB)	Factor (dB)	Dist (m)	Condition	Azimuth (°)	Height (m)	Comment	Raw (dBuV)
PK	4.92404G	52.04	74.00	-21.96	7.40	3	Vertical	351	1.83	-	44.64
AV	4.924G	48.13	54.00	-5.87	7.40	3	Vertical	351	1.83	-	40.73
PK	7.38688G	55.63	74.00	-18.37	10.76	3	Vertical	176	2.24	-	44.87
AV	7.3852G	48.67	54.00	-5.33	10.76	3	Vertical	176	2.24	-	37.91



802.11b_Nss1,(1Mbps)_2TX

06/09/2019

2462MHz_TX



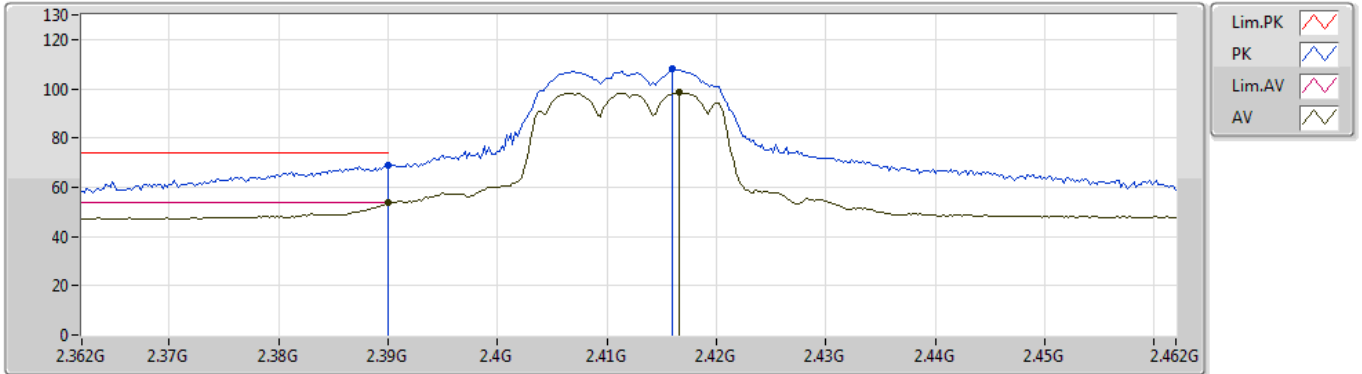
EUT_Z_2TX
 Setting 15
 02-K-5
 FSU(100015)

Type	Freq (Hz)	Level (dBuV/m)	Limit (dBuV/m)	Margin (dB)	Factor (dB)	Dist (m)	Condition	Azimuth (°)	Height (m)	Comment	Raw (dBuV)
PK	4.92396G	55.37	74.00	-18.63	7.40	3	Horizontal	344	2.23	-	47.97
AV	4.92396G	53.19	54.00	-0.81	7.40	3	Horizontal	344	2.23	-	45.79
PK	7.38504G	54.82	74.00	-19.18	10.76	3	Horizontal	326	1.50	-	44.06
AV	7.3852G	46.53	54.00	-7.47	10.76	3	Horizontal	326	1.50	-	35.77

802.11g_Nss1,(6Mbps)_2TX

25/09/2019

2412MHz_TX



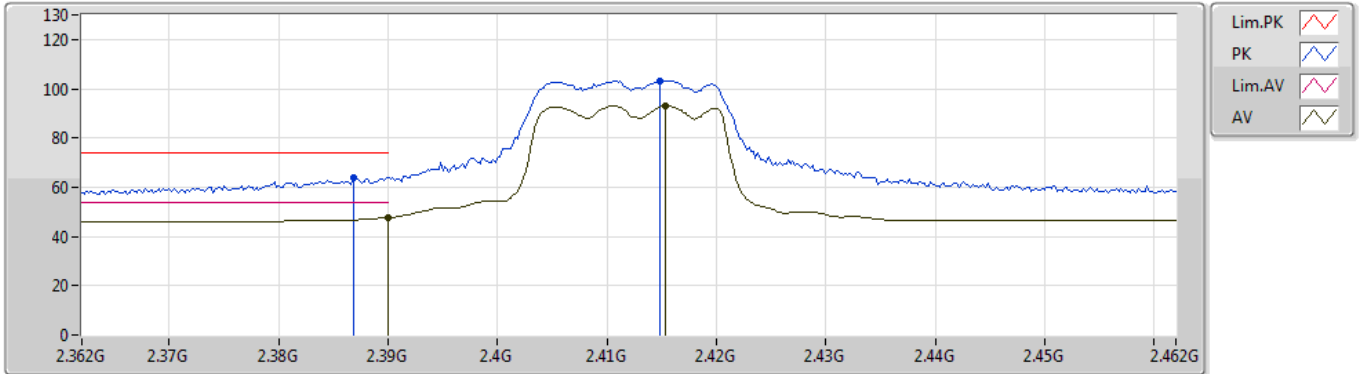
EUT_Z_2TX
 Setting 11
 02-B-4
 FSU(100015)

Type	Freq (Hz)	Level (dBuV/m)	Limit (dBuV/m)	Margin (dB)	Factor (dB)	Dist (m)	Condition	Azimuth (°)	Height (m)	Comment	Raw (dBuV)
PK	2.39G	69.06	74.00	-4.94	31.20	3	Vertical	133	2.40	-	37.86
AV	2.39G	53.53	54.00	-0.47	31.20	3	Vertical	133	2.40	-	22.33
PK	2.416G	108.00	Inf	-Inf	31.27	3	Vertical	133	2.40	-	76.73
AV	2.4166G	98.70	Inf	-Inf	31.27	3	Vertical	133	2.40	-	67.43

802.11g_Nss1,(6Mbps)_2TX

24/09/2019

2412MHz_TX



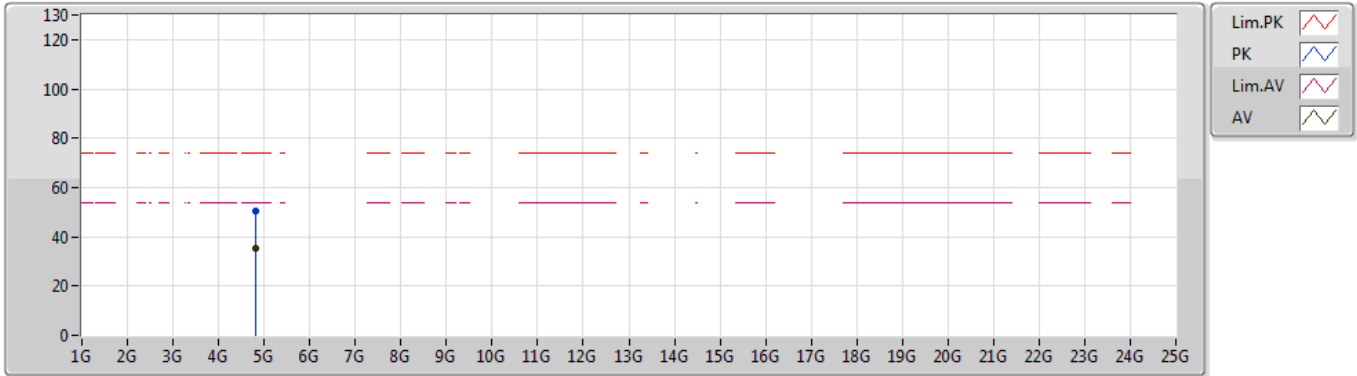
EUT Z_2TX
Setting 11
02-B-4
FSU(100015)

Type	Freq (Hz)	Level (dBuV/m)	Limit (dBuV/m)	Margin (dB)	Factor (dB)	Dist (m)	Condition	Azimuth (°)	Height (m)	Comment	Raw (dBuV)
PK	2.3868G	63.92	74.00	-10.08	31.20	3	Horizontal	192	1.35	-	32.72
AV	2.39G	47.69	54.00	-6.31	31.20	3	Horizontal	192	1.35	-	16.49
PK	2.4148G	103.26	Inf	-Inf	31.26	3	Horizontal	192	1.35	-	72.00
AV	2.4154G	93.06	Inf	-Inf	31.26	3	Horizontal	192	1.35	-	61.80

802.11g_Nss1,(6Mbps)_2TX

01/10/2019

2412MHz_TX



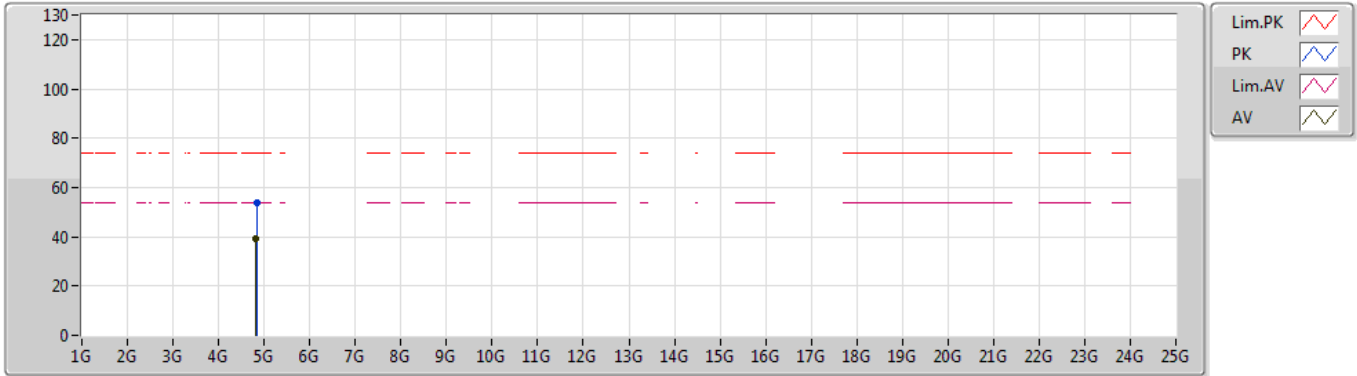
EUT Z_2TX
Setting 11
02-B-4
FSU(100015)

Type	Freq (Hz)	Level (dBuV/m)	Limit (dBuV/m)	Margin (dB)	Factor (dB)	Dist (m)	Condition	Azimuth (°)	Height (m)	Comment	Raw (dBuV)
PK	4.82576G	50.23	74.00	-23.77	7.18	3	Vertical	298	2.14	-	43.05
AV	4.82552G	35.51	54.00	-18.49	7.18	3	Vertical	298	2.14	-	28.33

802.11g_Nss1,(6Mbps)_2TX

01/10/2019

2412MHz_TX



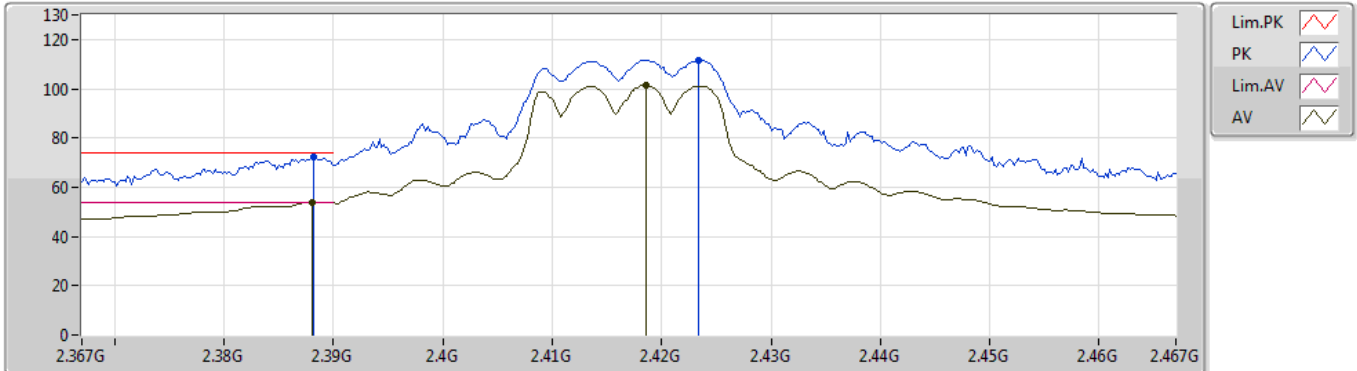
EUT Z_2TX
Setting 11
02-B-4
FSU(100015)

Type	Freq (Hz)	Level (dBuV/m)	Limit (dBuV/m)	Margin (dB)	Factor (dB)	Dist (m)	Condition	Azimuth (°)	Height (m)	Comment	Raw (dBuV)
PK	4.83104G	53.62	74.00	-20.38	7.19	3	Horizontal	295	1.97	-	46.43
AV	4.82648G	39.43	54.00	-14.57	7.18	3	Horizontal	295	1.97	-	32.25

802.11g_Nss1,(6Mbps)_2TX

01/10/2019

2417MHz_TX



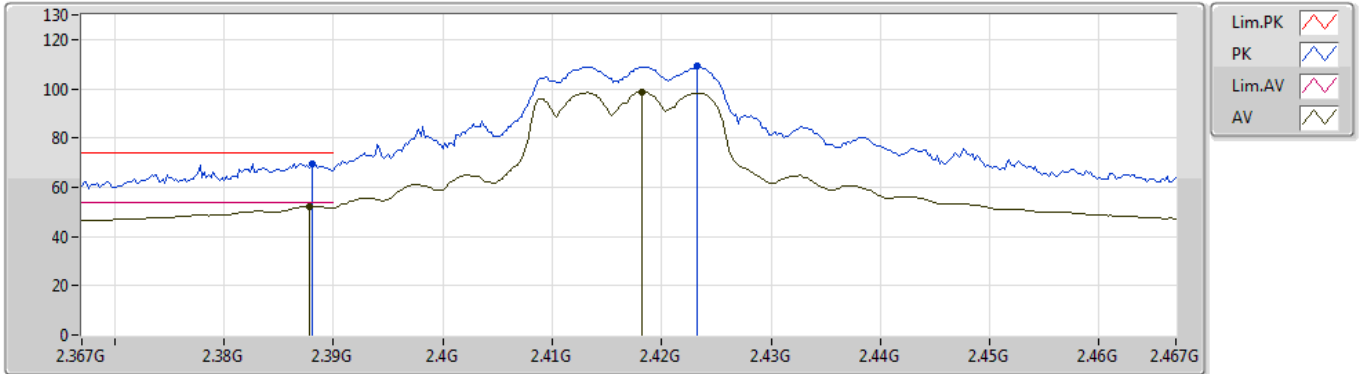
EUT Z_2TX
Setting 14
03-W-3
FSP(100080)

Type	Freq (Hz)	Level (dBuV/m)	Limit (dBuV/m)	Margin (dB)	Factor (dB)	Dist (m)	Condition	Azimuth (°)	Height (m)	Comment	Raw (dBuV)
PK	2.3882G	72.14	74.00	-1.86	31.93	3	Vertical	75	1.53	-	40.21
AV	2.388G	53.97	54.00	-0.03	31.93	3	Vertical	75	1.53	-	22.04
PK	2.4234G	111.67	Inf	-Inf	32.04	3	Vertical	75	1.53	-	79.63
AV	2.4186G	101.33	Inf	-Inf	32.03	3	Vertical	75	1.53	-	69.30

802.11g_Nss1,(6Mbps)_2TX

25/09/2019

2417MHz_TX



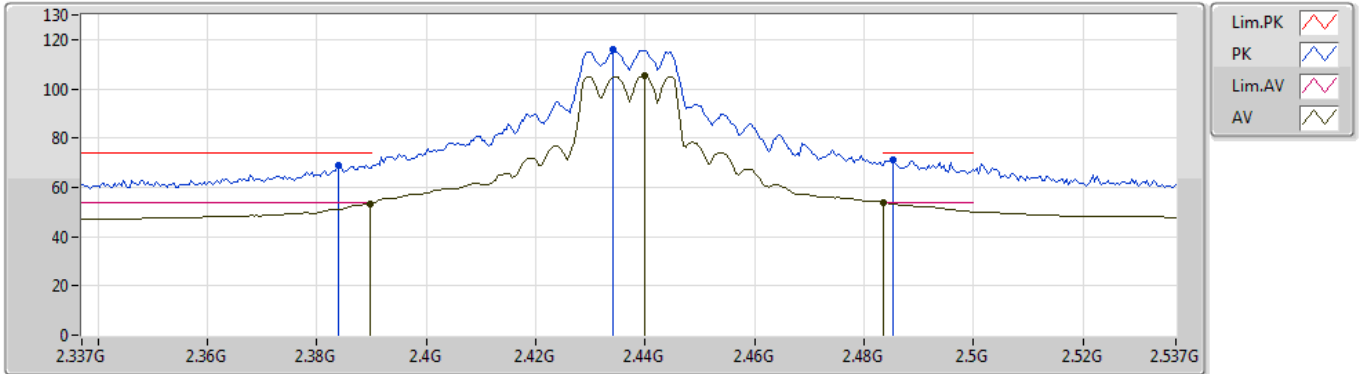
EUT_Z_2TX
Setting 14
03-W-3
FSP(100080)

Type	Freq (Hz)	Level (dBuV/m)	Limit (dBuV/m)	Margin (dB)	Factor (dB)	Dist (m)	Condition	Azimuth (°)	Height (m)	Comment	Raw (dBuV)
PK	2.388G	69.57	74.00	-4.43	31.93	3	Horizontal	79	2.66	-	37.64
AV	2.3878G	52.36	54.00	-1.64	31.93	3	Horizontal	79	2.66	-	20.43
PK	2.4232G	109.09	Inf	-Inf	32.04	3	Horizontal	79	2.66	-	77.05
AV	2.4182G	98.69	Inf	-Inf	32.02	3	Horizontal	79	2.66	-	66.67

802.11g_Nss1,(6Mbps)_2TX

06/09/2019

2437MHz_TX



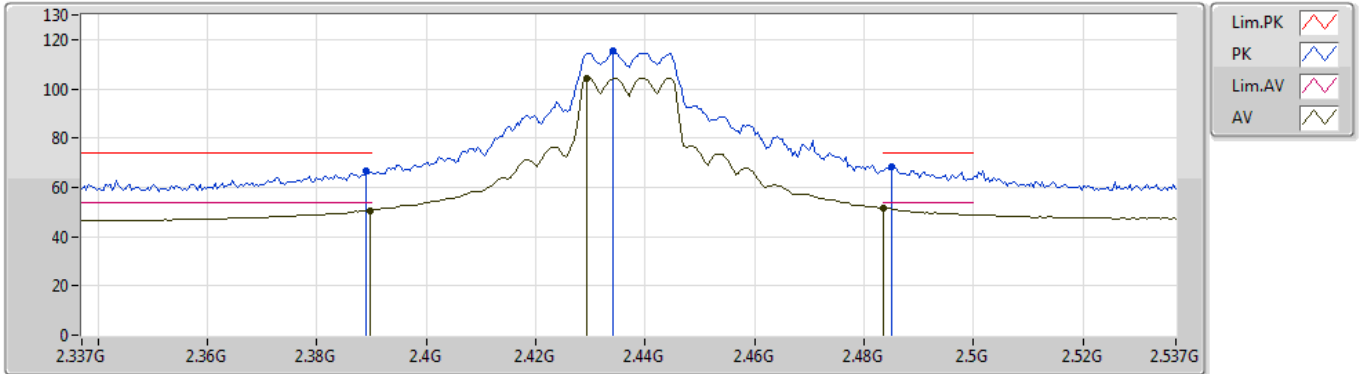
EUT Z_2TX
Setting 19
02-B-4
FSU(100015)

Type	Freq (Hz)	Level (dBuV/m)	Limit (dBuV/m)	Margin (dB)	Factor (dB)	Dist (m)	Condition	Azimuth (°)	Height (m)	Comment	Raw (dBuV)
PK	2.3838G	68.96	74.00	-5.04	31.19	3	Vertical	313	2.29	-	37.77
AV	2.3898G	53.19	54.00	-0.81	31.20	3	Vertical	313	2.29	-	21.99
PK	2.4342G	115.73	Inf	-Inf	31.29	3	Vertical	313	2.29	-	84.44
AV	2.4398G	105.09	Inf	-Inf	31.31	3	Vertical	313	2.29	-	73.78
PK	2.4854G	71.07	74.00	-2.93	31.40	3	Vertical	313	2.29	-	39.67
AV	2.4835G	53.85	54.00	-0.15	31.39	3	Vertical	313	2.29	-	22.46

802.11g_Nss1,(6Mbps)_2TX

06/09/2019

2437MHz_TX



EUT_Z_2TX
Setting 19
02-B-4
FSU(100015)

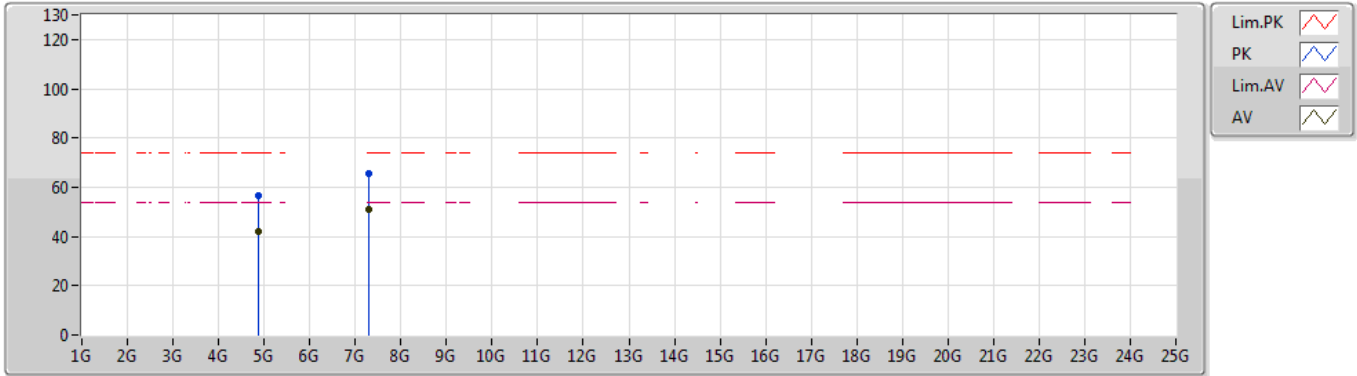
Type	Freq (Hz)	Level (dBuV/m)	Limit (dBuV/m)	Margin (dB)	Factor (dB)	Dist (m)	Condition	Azimuth (°)	Height (m)	Comment	Raw (dBuV)
PK	2.389G	66.54	74.00	-7.46	31.20	3	Horizontal	329	2.30	-	35.34
AV	2.3898G	50.29	54.00	-3.71	31.20	3	Horizontal	329	2.30	-	19.09
PK	2.4342G	115.17	Inf	-Inf	31.29	3	Horizontal	329	2.30	-	83.88
AV	2.4294G	104.40	Inf	-Inf	31.29	3	Horizontal	329	2.30	-	73.11
PK	2.485G	68.58	74.00	-5.42	31.40	3	Horizontal	329	2.30	-	37.18
AV	2.4835G	51.67	54.00	-2.33	31.39	3	Horizontal	329	2.30	-	20.28



802.11g_Nss1,(6Mbps)_2TX

07/09/2019

2437MHz_TX



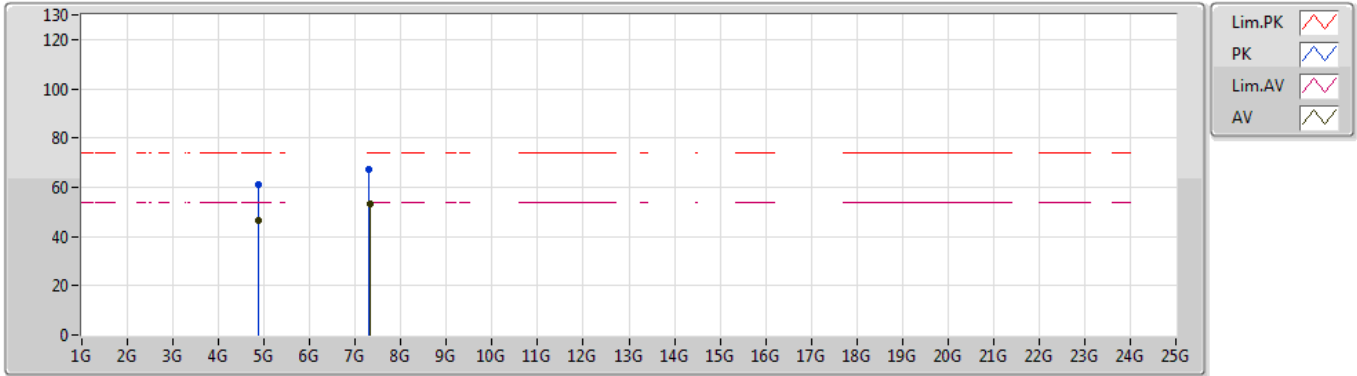
EUT_Z_2TX
Setting 19
02-B-4
FSU(100015)

Type	Freq (Hz)	Level (dBuV/m)	Limit (dBuV/m)	Margin (dB)	Factor (dB)	Dist (m)	Condition	Azimuth (°)	Height (m)	Comment	Raw (dBuV)
PK	4.87328G	56.51	74.00	-17.49	7.28	3	Vertical	184	2.33	-	49.23
AV	4.8732G	41.96	54.00	-12.04	7.28	3	Vertical	184	2.33	-	34.68
PK	7.30996G	65.63	74.00	-8.37	10.54	3	Vertical	175	2.13	-	55.09
AV	7.30948G	51.02	54.00	-2.98	10.54	3	Vertical	175	2.13	-	40.48

802.11g_Nss1,(6Mbps)_2TX

06/09/2019

2437MHz_TX



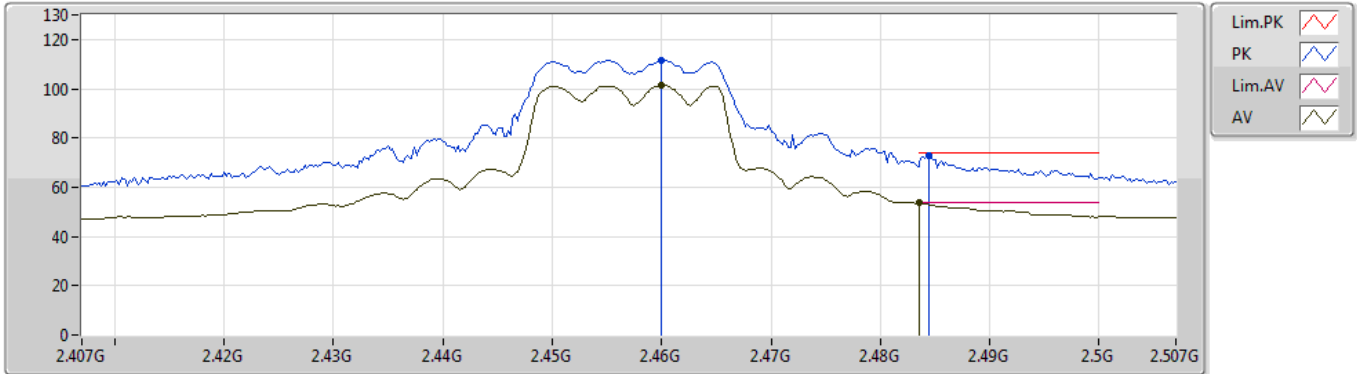
EUT Z_2TX
Setting 19
02-B-4
FSU(100015)

Type	Freq (Hz)	Level (dBuV/m)	Limit (dBuV/m)	Margin (dB)	Factor (dB)	Dist (m)	Condition	Azimuth (°)	Height (m)	Comment	Raw (dBuV)
PK	4.87328G	60.96	74.00	-13.04	7.28	3	Horizontal	358	2.35	-	53.68
AV	4.87328G	46.26	54.00	-7.74	7.28	3	Horizontal	358	2.35	-	38.98
PK	7.3074G	67.28	74.00	-6.72	10.55	3	Horizontal	315	1.83	-	56.73
AV	7.31308G	53.11	54.00	-0.89	10.56	3	Horizontal	315	1.83	-	42.55

802.11g_Nss1,(6Mbps)_2TX

06/09/2019

2457MHz_TX



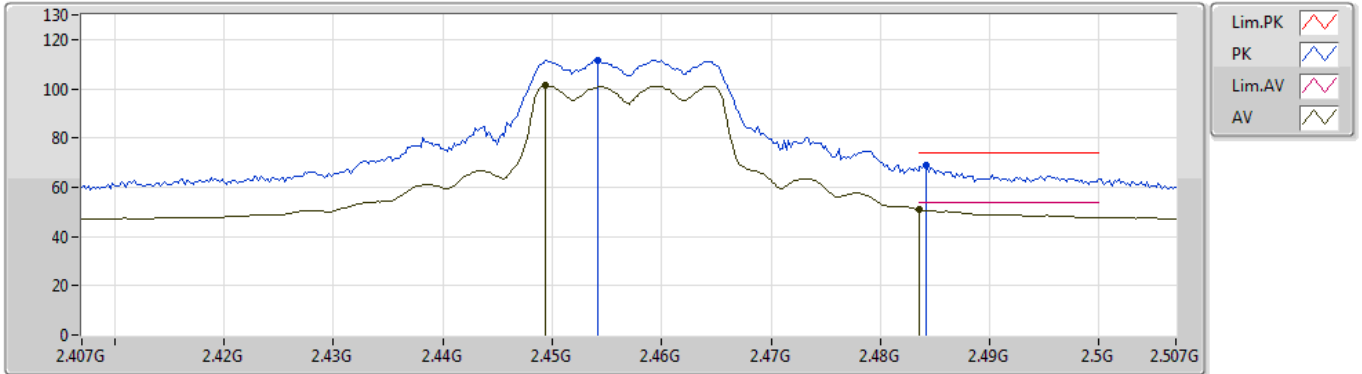
EUT Z_2TX
Setting 15
02-B-4
FSU(100015)

Type	Freq (Hz)	Level (dBuV/m)	Limit (dBuV/m)	Margin (dB)	Factor (dB)	Dist (m)	Condition	Azimuth (°)	Height (m)	Comment	Raw (dBuV)
PK	2.46G	111.47	Inf	-Inf	31.35	3	Vertical	314	1.80	-	80.12
AV	2.46G	101.35	Inf	-Inf	31.35	3	Vertical	314	1.80	-	70.00
PK	2.4844G	72.75	74.00	-1.25	31.40	3	Vertical	314	1.80	-	41.35
AV	2.48351G	53.75	54.00	-0.25	31.39	3	Vertical	314	1.80	-	22.36

802.11g_Nss1,(6Mbps)_2TX

06/09/2019

2457MHz_TX



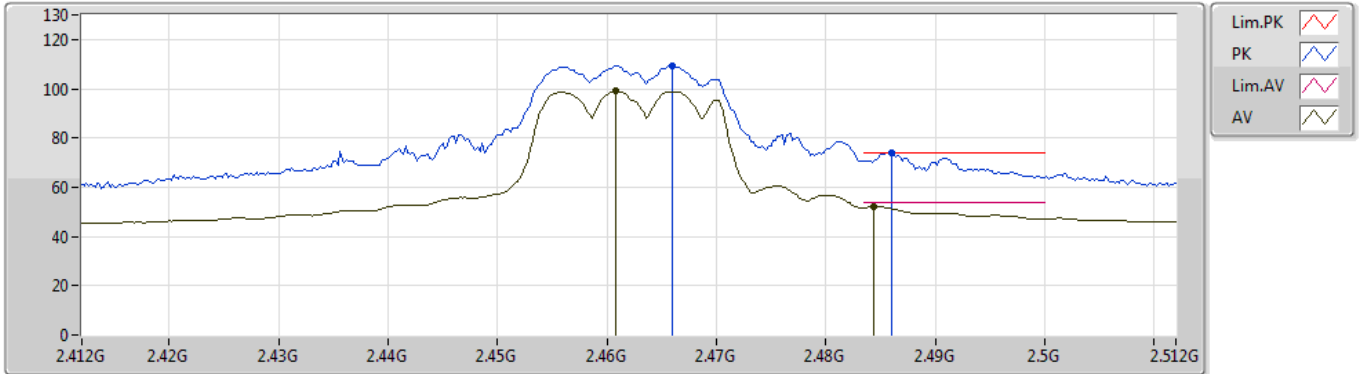
EUT Z_2TX
Setting 15
02-B-4
FSU(100015)

Type	Freq (Hz)	Level (dBuV/m)	Limit (dBuV/m)	Margin (dB)	Factor (dB)	Dist (m)	Condition	Azimuth (°)	Height (m)	Comment	Raw (dBuV)
PK	2.4542G	111.68	Inf	-Inf	31.34	3	Horizontal	328	2.76	-	80.34
AV	2.4494G	101.16	Inf	-Inf	31.33	3	Horizontal	328	2.76	-	69.83
PK	2.4842G	69.15	74.00	-4.85	31.39	3	Horizontal	328	2.76	-	37.76
AV	2.4835G	51.03	54.00	-2.97	31.39	3	Horizontal	328	2.76	-	19.64

802.11g_Nss1,(6Mbps)_2TX

25/09/2019

2462MHz_TX



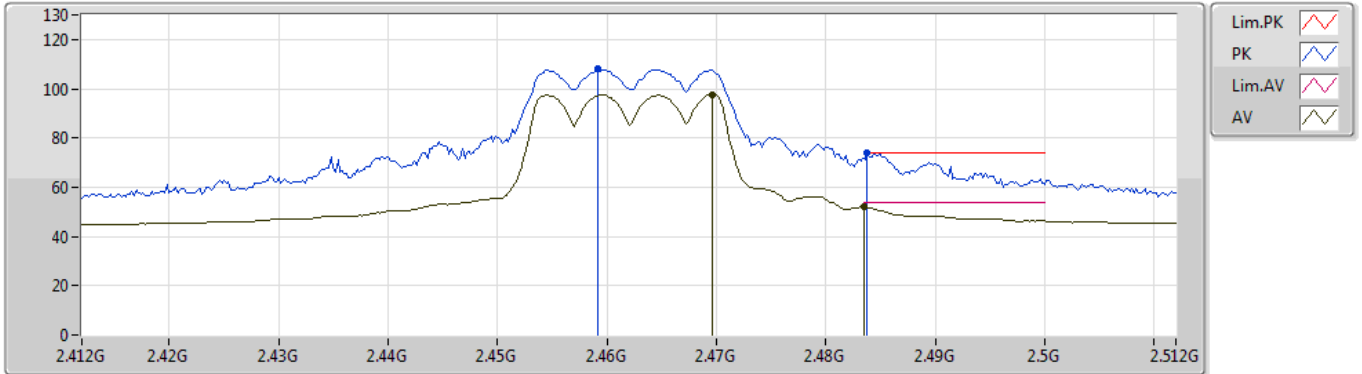
EUT Z_2TX
Setting 13
03-W-3
FSP(100080)

Type	Freq (Hz)	Level (dBuV/m)	Limit (dBuV/m)	Margin (dB)	Factor (dB)	Dist (m)	Condition	Azimuth (°)	Height (m)	Comment	Raw (dBuV)
PK	2.466G	109.42	Inf	-Inf	32.19	3	Vertical	76	1.20	-	77.23
AV	2.4608G	98.91	Inf	-Inf	32.17	3	Vertical	76	1.20	-	66.74
PK	2.486G	73.89	74.00	-0.11	32.26	3	Vertical	76	1.20	-	41.63
AV	2.4844G	52.12	54.00	-1.88	32.25	3	Vertical	76	1.20	-	19.87

802.11g_Nss1,(6Mbps)_2TX

25/09/2019

2462MHz_TX



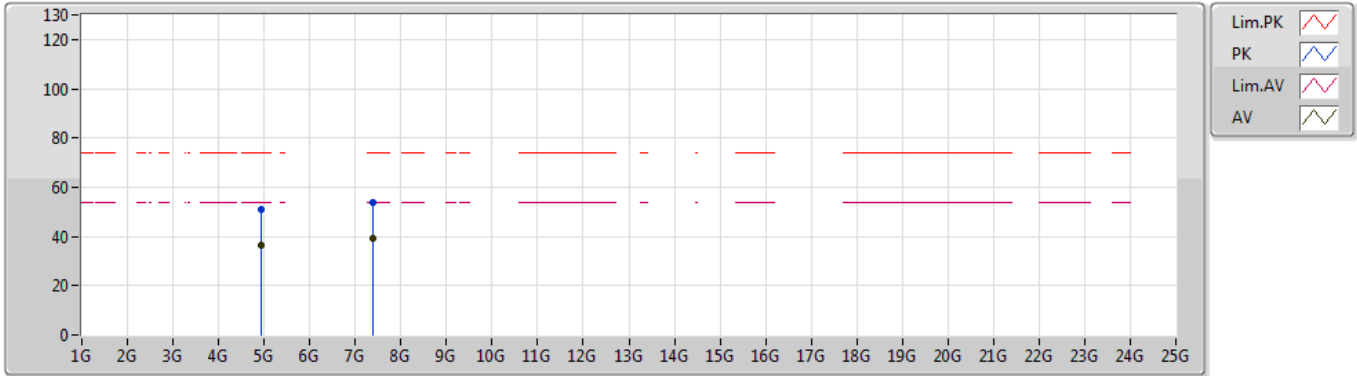
EUT Z_2TX
Setting 13
03-W-3
FSP(100080)

Type	Freq (Hz)	Level (dBuV/m)	Limit (dBuV/m)	Margin (dB)	Factor (dB)	Dist (m)	Condition	Azimuth (°)	Height (m)	Comment	Raw (dBuV)
PK	2.4592G	108.08	Inf	-Inf	32.17	3	Horizontal	35	2.59	-	75.91
AV	2.4696G	97.58	Inf	-Inf	32.20	3	Horizontal	35	2.59	-	65.38
PK	2.4838G	73.70	74.00	-0.30	32.25	3	Horizontal	35	2.59	-	41.45
AV	2.4835G	51.86	54.00	-2.14	32.25	3	Horizontal	35	2.59	-	19.61

802.11g_Nss1,(6Mbps)_2TX

01/10/2019

2462MHz_TX



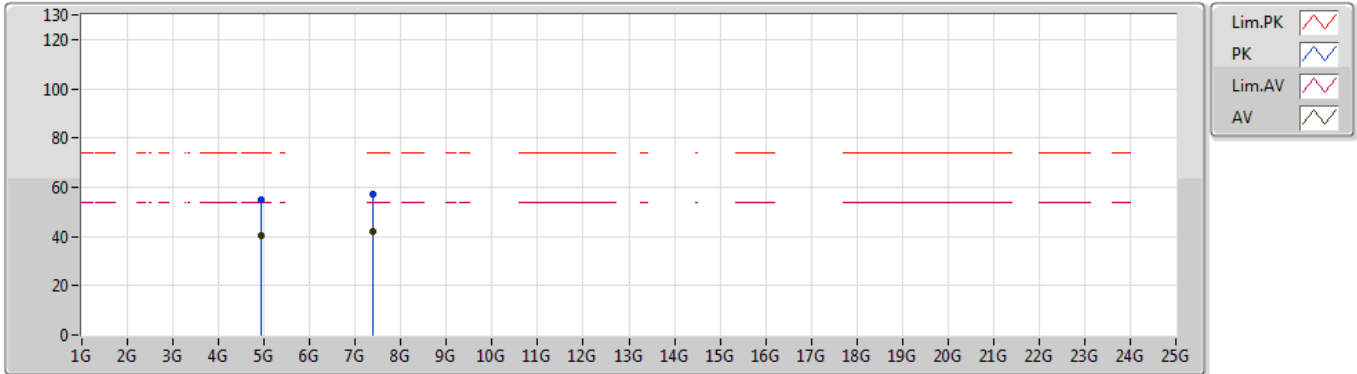
EUT_Z_2TX
 Setting 13
 02-B-4
 FSU(100015)

Type	Freq (Hz)	Level (dBuV/m)	Limit (dBuV/m)	Margin (dB)	Factor (dB)	Dist (m)	Condition	Azimuth (°)	Height (m)	Comment	Raw (dBuV)
PK	4.92952G	50.81	74.00	-23.19	7.43	3	Vertical	178	2.19	-	43.38
AV	4.9244G	36.25	54.00	-17.75	7.40	3	Vertical	178	2.19	-	28.85
PK	7.38504G	54.00	74.00	-20.00	10.76	3	Vertical	177	2.11	-	43.24
AV	7.3808G	39.26	54.00	-14.74	10.75	3	Vertical	177	2.11	-	28.51

802.11g_Nss1,(6Mbps)_2TX

01/10/2019

2462MHz_TX



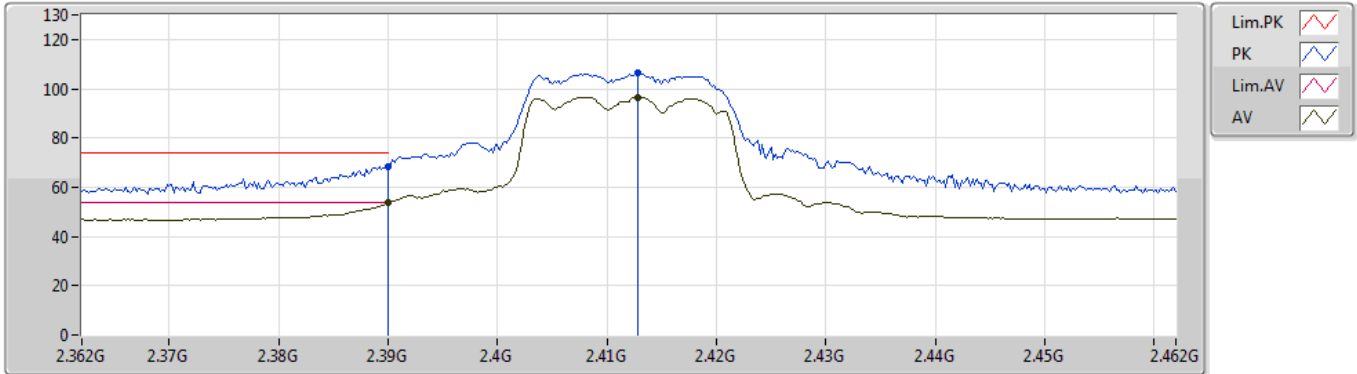
EUT Z_2TX
Setting 13
02-B-4
FSU(100015)

Type	Freq (Hz)	Level (dBuV/m)	Limit (dBuV/m)	Margin (dB)	Factor (dB)	Dist (m)	Condition	Azimuth (°)	Height (m)	Comment	Raw (dBuV)
PK	4.9244G	54.85	74.00	-19.15	7.40	3	Horizontal	342	2.33	-	47.45
AV	4.92504G	40.59	54.00	-13.41	7.42	3	Horizontal	342	2.33	-	33.17
PK	7.38584G	57.27	74.00	-16.73	10.76	3	Horizontal	14	2.84	-	46.51
AV	7.38616G	41.80	54.00	-12.20	10.76	3	Horizontal	14	2.84	-	31.04

802.11n HT20_Nss1,(MCS0)_2TX

25/09/2019

2412MHz_TX



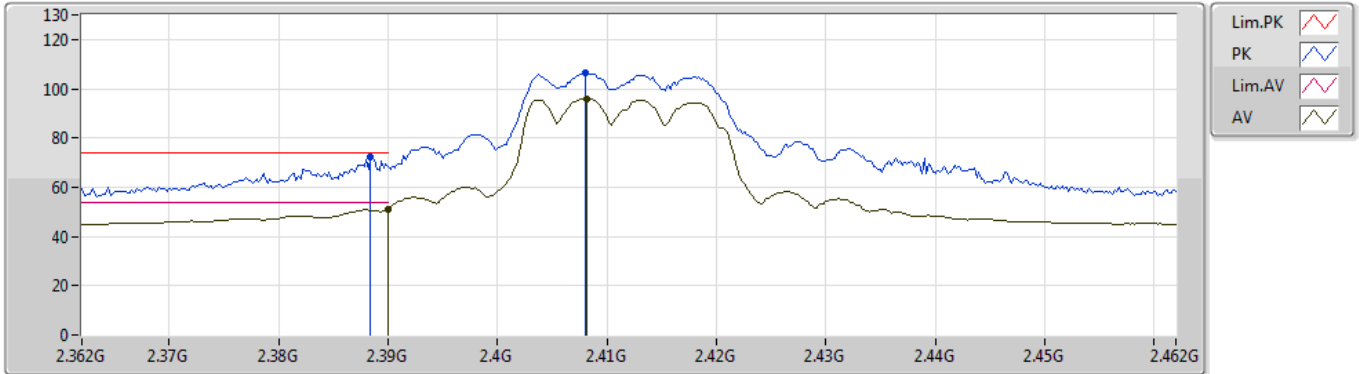
EUT Z_2TX
Setting 10
02-B-4
FSU(100015)

Type	Freq (Hz)	Level (dBuV/m)	Limit (dBuV/m)	Margin (dB)	Factor (dB)	Dist (m)	Condition	Azimuth (°)	Height (m)	Comment	Raw (dBuV)
PK	2.39G	68.41	74.00	-5.59	31.20	3	Vertical	105	2.07	-	37.21
AV	2.39G	53.70	54.00	-0.30	31.20	3	Vertical	105	2.07	-	22.50
PK	2.4128G	106.50	Inf	-Inf	31.26	3	Vertical	105	2.07	-	75.24
AV	2.4128G	96.65	Inf	-Inf	31.26	3	Vertical	105	2.07	-	65.39

802.11n HT20_Nss1,(MCS0)_2TX

25/09/2019

2412MHz_TX



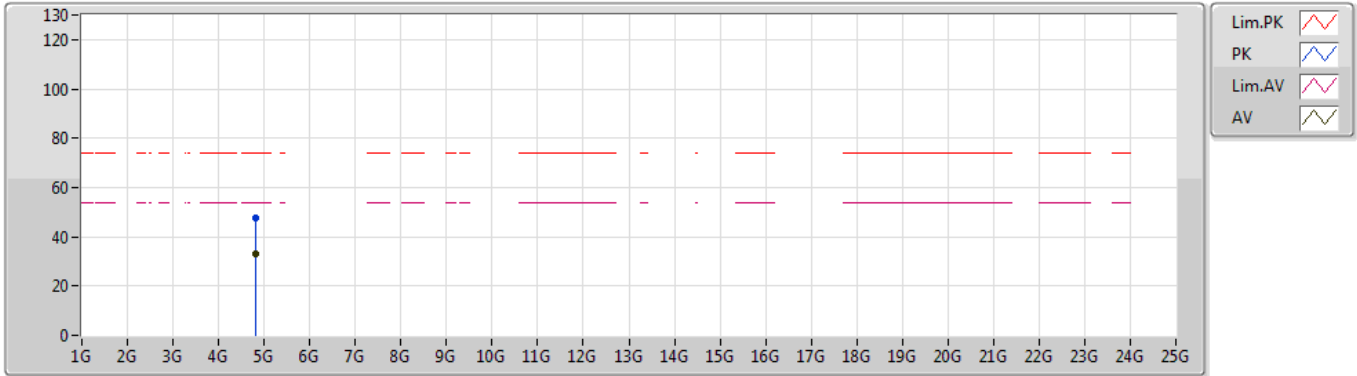
EUT_Z_2TX
 Setting 10
 03-W-3
 FSP(100080)

Type	Freq (Hz)	Level (dBuV/m)	Limit (dBuV/m)	Margin (dB)	Factor (dB)	Dist (m)	Condition	Azimuth (°)	Height (m)	Comment	Raw (dBuV)
PK	2.3884G	72.46	74.00	-1.54	31.93	3	Horizontal	76	1.01	-	40.53
AV	2.39G	51.20	54.00	-2.80	31.93	3	Horizontal	76	1.01	-	19.27
PK	2.408G	106.49	Inf	-Inf	31.98	3	Horizontal	76	1.01	-	74.51
AV	2.4082G	95.98	Inf	-Inf	31.98	3	Horizontal	76	1.01	-	64.00

802.11n HT20_Nss1,(MCS0)_2TX

01/10/2019

2412MHz_TX



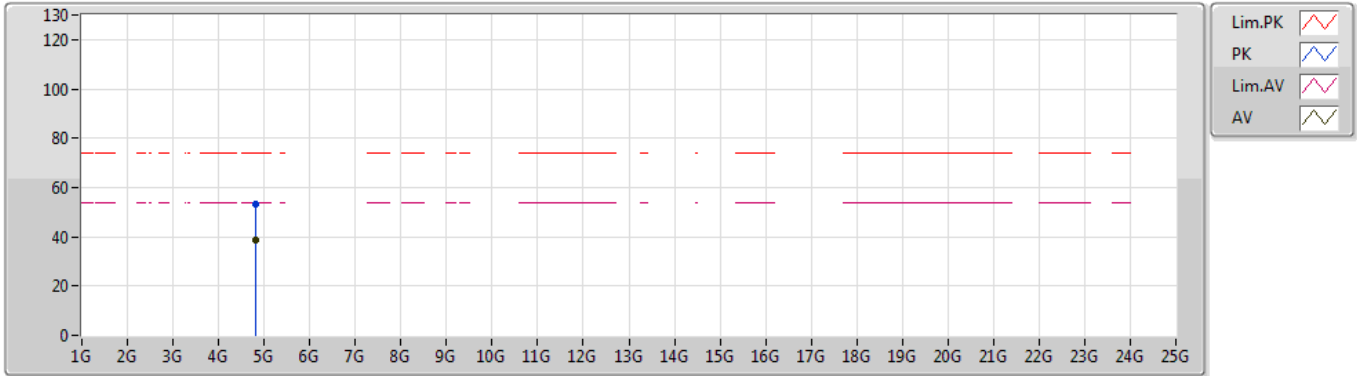
EUT Z_2TX
Setting 10
02-B-4
FSU(100015)

Type	Freq (Hz)	Level (dBuV/m)	Limit (dBuV/m)	Margin (dB)	Factor (dB)	Dist (m)	Condition	Azimuth (°)	Height (m)	Comment	Raw (dBuV)
PK	4.82104G	47.37	74.00	-26.63	7.16	3	Vertical	277	2.56	-	40.21
AV	4.82152G	33.29	54.00	-20.71	7.16	3	Vertical	277	2.56	-	26.13

802.11n HT20_Nss1,(MCS0)_2TX

01/10/2019

2412MHz_TX



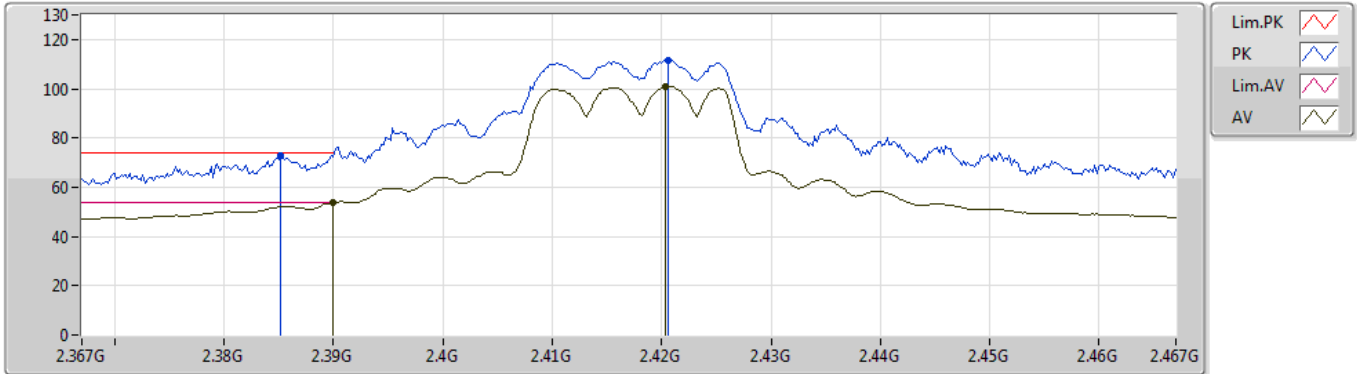
EUT Z_2TX
Setting 10
02-B-4
FSU(100015)

Type	Freq (Hz)	Level (dBuV/m)	Limit (dBuV/m)	Margin (dB)	Factor (dB)	Dist (m)	Condition	Azimuth (°)	Height (m)	Comment	Raw (dBuV)
PK	4.82608G	53.46	74.00	-20.54	7.18	3	Horizontal	297	2.11	-	46.28
AV	4.82576G	38.85	54.00	-15.15	7.18	3	Horizontal	297	2.11	-	31.67

802.11n HT20_Nss1,(MCS0)_2TX

25/09/2019

2417MHz_TX



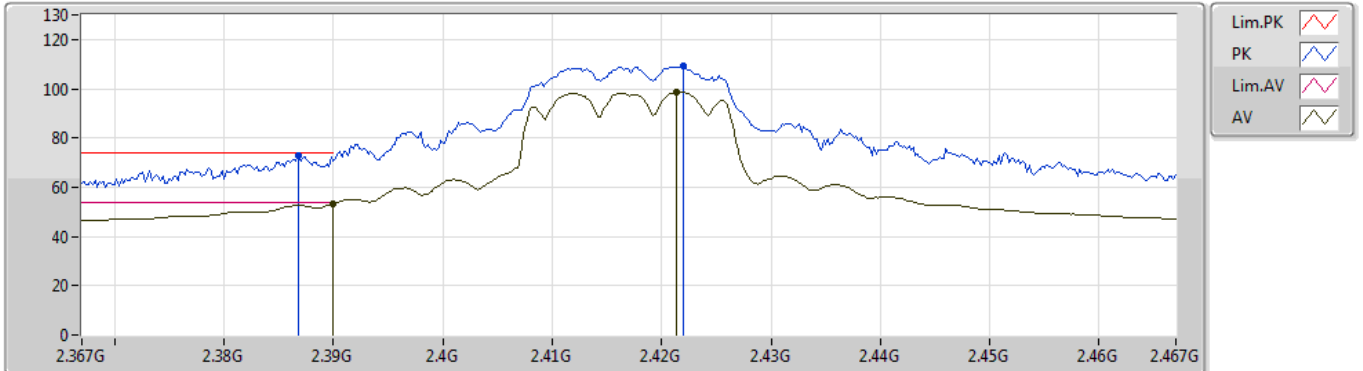
EUT_Z_2TX
Setting 14
03-W-3
FSP(100080)

Type	Freq (Hz)	Level (dBuV/m)	Limit (dBuV/m)	Margin (dB)	Factor (dB)	Dist (m)	Condition	Azimuth (°)	Height (m)	Comment	Raw (dBuV)
PK	2.3852G	72.87	74.00	-1.13	31.92	3	Vertical	82	2.39	-	40.95
AV	2.39G	53.74	54.00	-0.26	31.93	3	Vertical	82	2.39	-	21.81
PK	2.4206G	111.59	Inf	-Inf	32.03	3	Vertical	82	2.39	-	79.56
AV	2.4204G	100.82	Inf	-Inf	32.03	3	Vertical	82	2.39	-	68.79

802.11n HT20_Nss1,(MCS0)_2TX

25/09/2019

2417MHz_TX



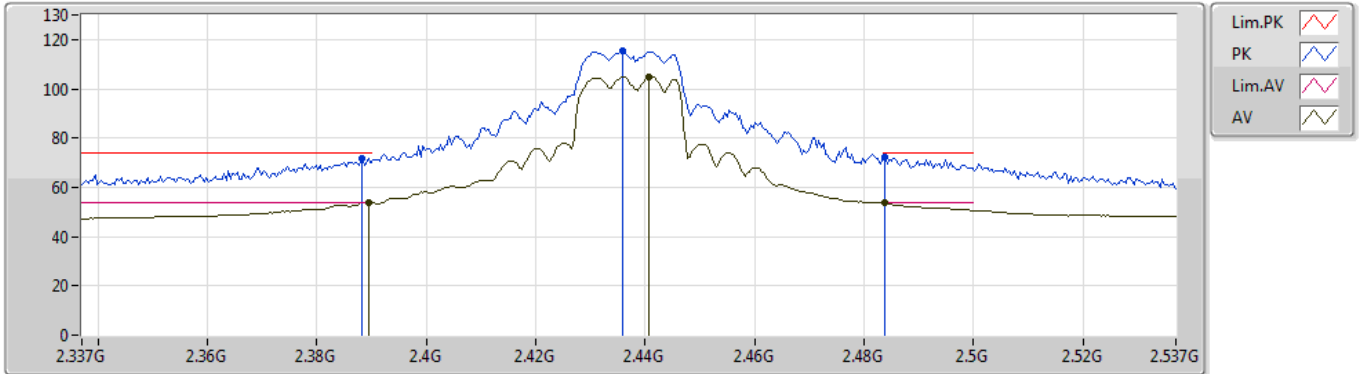
EUT_Z_2TX
Setting 14
03-W-3
FSP(100080)

Type	Freq (Hz)	Level (dBuV/m)	Limit (dBuV/m)	Margin (dB)	Factor (dB)	Dist (m)	Condition	Azimuth (°)	Height (m)	Comment	Raw (dBuV)
PK	2.3868G	72.62	74.00	-1.38	31.92	3	Horizontal	31	1.15	-	40.70
AV	2.39G	53.25	54.00	-0.75	31.93	3	Horizontal	31	1.15	-	21.32
PK	2.422G	109.09	Inf	-Inf	32.04	3	Horizontal	31	1.15	-	77.05
AV	2.4214G	98.60	Inf	-Inf	32.03	3	Horizontal	31	1.15	-	66.57

802.11n HT20_Nss1,(MCS0)_2TX

07/09/2019

2437MHz_TX



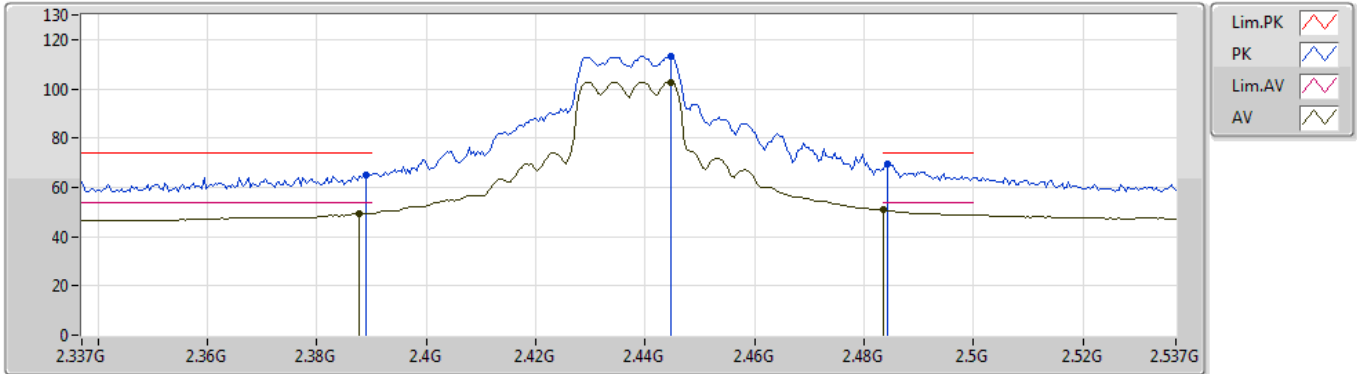
EUT_Z_2TX
Setting 18
02-B-4
FSU(100015)

Type	Freq (Hz)	Level (dBuV/m)	Limit (dBuV/m)	Margin (dB)	Factor (dB)	Dist (m)	Condition	Azimuth (°)	Height (m)	Comment	Raw (dBuV)
PK	2.3882G	71.96	74.00	-2.04	31.20	3	Vertical	283	1.71	-	40.76
AV	2.3894G	53.79	54.00	-0.21	31.20	3	Vertical	283	1.71	-	22.59
PK	2.4358G	115.37	Inf	-Inf	31.30	3	Vertical	283	1.71	-	84.07
AV	2.4406G	104.83	Inf	-Inf	31.31	3	Vertical	283	1.71	-	73.52
PK	2.4838G	72.32	74.00	-1.68	31.39	3	Vertical	283	1.71	-	40.93
AV	2.4838G	53.67	54.00	-0.33	31.39	3	Vertical	283	1.71	-	22.28

802.11n HT20_Nss1,(MCS0)_2TX

07/09/2019

2437MHz_TX



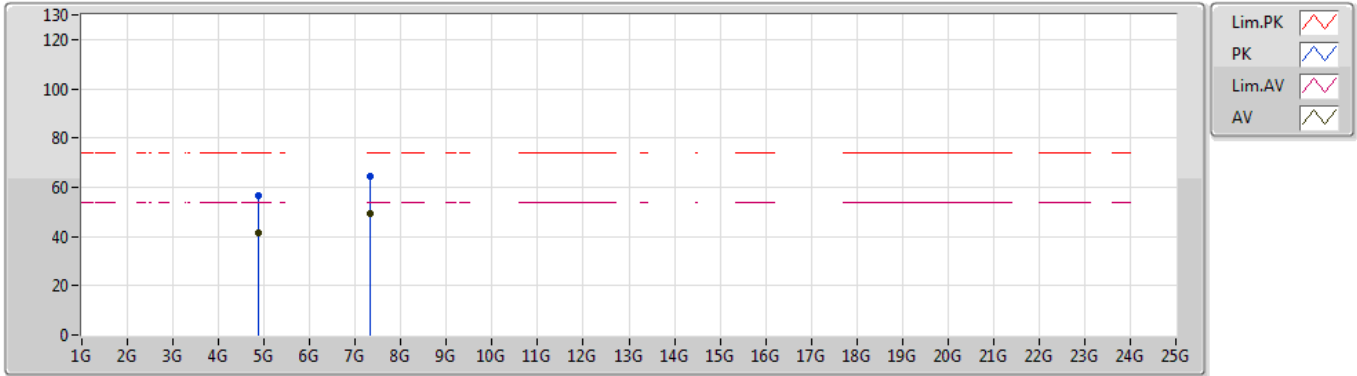
EUT Z_2TX
Setting 18
02-B-4
FSU(100015)

Type	Freq (Hz)	Level (dBuV/m)	Limit (dBuV/m)	Margin (dB)	Factor (dB)	Dist (m)	Condition	Azimuth (°)	Height (m)	Comment	Raw (dBuV)
PK	2.389G	65.24	74.00	-8.76	31.20	3	Horizontal	329	2.25	-	34.04
AV	2.3878G	49.39	54.00	-4.61	31.20	3	Horizontal	329	2.25	-	18.19
PK	2.4446G	113.02	Inf	-Inf	31.32	3	Horizontal	329	2.25	-	81.70
AV	2.4446G	102.78	Inf	-Inf	31.32	3	Horizontal	329	2.25	-	71.46
PK	2.4842G	69.75	74.00	-4.25	31.39	3	Horizontal	329	2.25	-	38.36
AV	2.4835G	50.86	54.00	-3.14	31.39	3	Horizontal	329	2.25	-	19.47

802.11n HT20_Nss1,(MCS0)_2TX

07/09/2019

2437MHz_TX



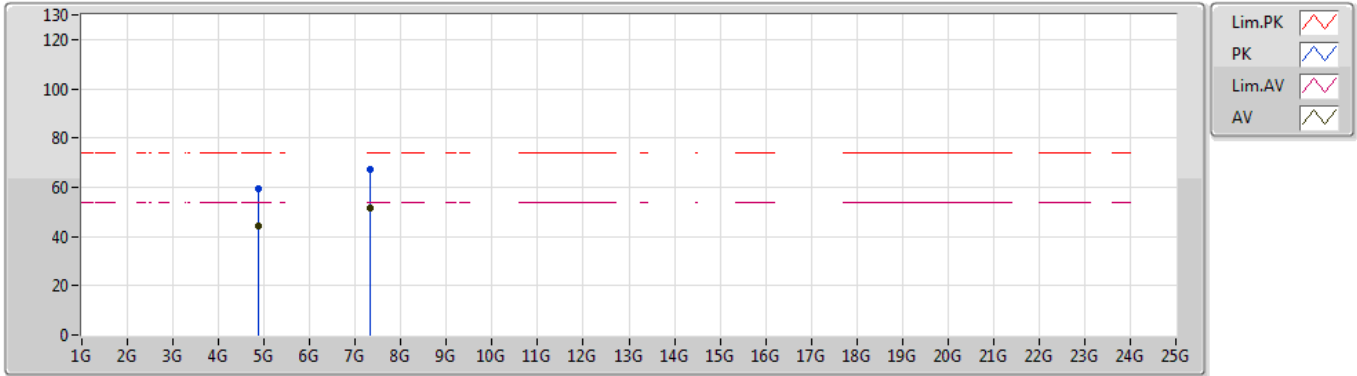
EUT_Z_2TX
Setting 18
02-B-4
FSU(100015)

Type	Freq (Hz)	Level (dBuV/m)	Limit (dBuV/m)	Margin (dB)	Factor (dB)	Dist (m)	Condition	Azimuth (°)	Height (m)	Comment	Raw (dBuV)
PK	4.87288G	56.50	74.00	-17.50	7.28	3	Vertical	180	2.10	-	49.22
AV	4.87296G	41.28	54.00	-12.72	7.28	3	Vertical	180	2.10	-	34.00
PK	7.31156G	64.31	74.00	-9.69	10.55	3	Vertical	179	1.98	-	53.76
AV	7.31084G	49.52	54.00	-4.48	10.54	3	Vertical	179	1.98	-	38.98

802.11n HT20_Nss1,(MCS0)_2TX

07/09/2019

2437MHz_TX



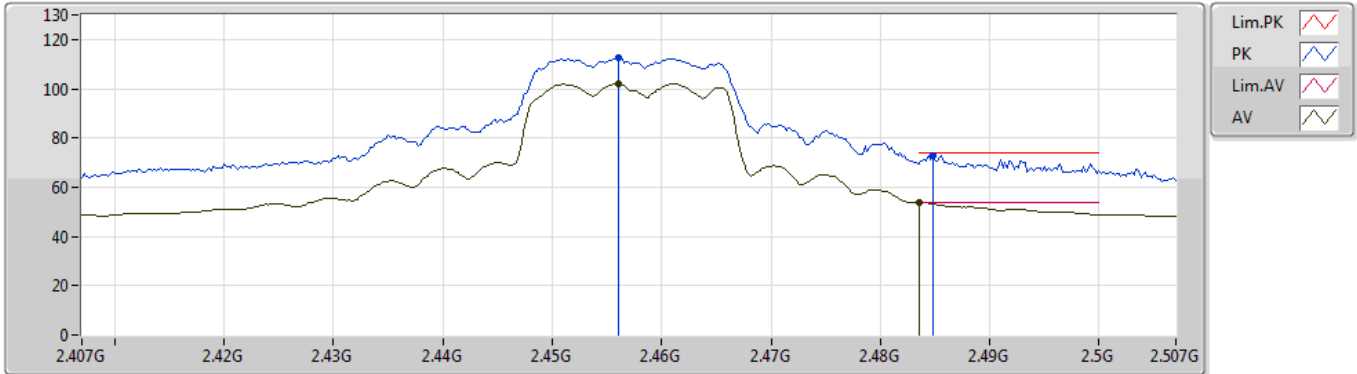
EUT Z_2TX
Setting 18
02-B-4
FSU(100015)

Type	Freq (Hz)	Level (dBuV/m)	Limit (dBuV/m)	Margin (dB)	Factor (dB)	Dist (m)	Condition	Azimuth (°)	Height (m)	Comment	Raw (dBuV)
PK	4.87288G	59.58	74.00	-14.42	7.28	3	Horizontal	351	2.25	-	52.30
AV	4.87288G	44.53	54.00	-9.47	7.28	3	Horizontal	351	2.25	-	37.25
PK	7.313G	67.09	74.00	-6.91	10.56	3	Horizontal	316	1.87	-	56.53
AV	7.31324G	51.69	54.00	-2.31	10.56	3	Horizontal	316	1.87	-	41.13

802.11n HT20_Nss1,(MCS0)_2TX

07/09/2019

2457MHz_TX



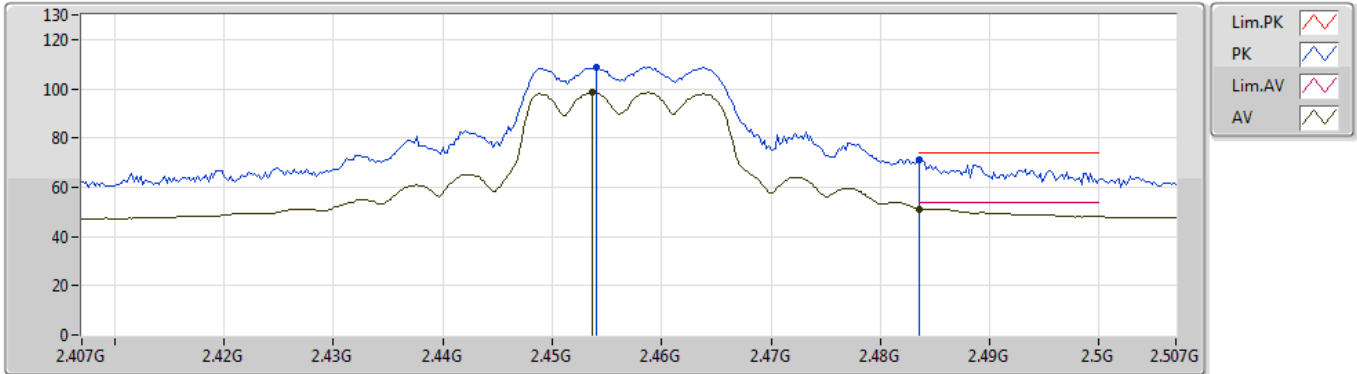
EUT_Z_2TX
Setting 15
02-B-4
FSU(100015)

Type	Freq (Hz)	Level (dBuV/m)	Limit (dBuV/m)	Margin (dB)	Factor (dB)	Dist (m)	Condition	Azimuth (°)	Height (m)	Comment	Raw (dBuV)
PK	2.456G	112.60	Inf	-Inf	31.34	3	Vertical	284	2.01	-	81.26
AV	2.456G	101.99	Inf	-Inf	31.34	3	Vertical	284	2.01	-	70.65
PK	2.4848G	73.06	74.00	-0.94	31.40	3	Vertical	284	2.01	-	41.66
AV	2.4835G	53.85	54.00	-0.15	31.39	3	Vertical	284	2.01	-	22.46

802.11n HT20_Nss1,(MCS0)_2TX

07/09/2019

2457MHz_TX



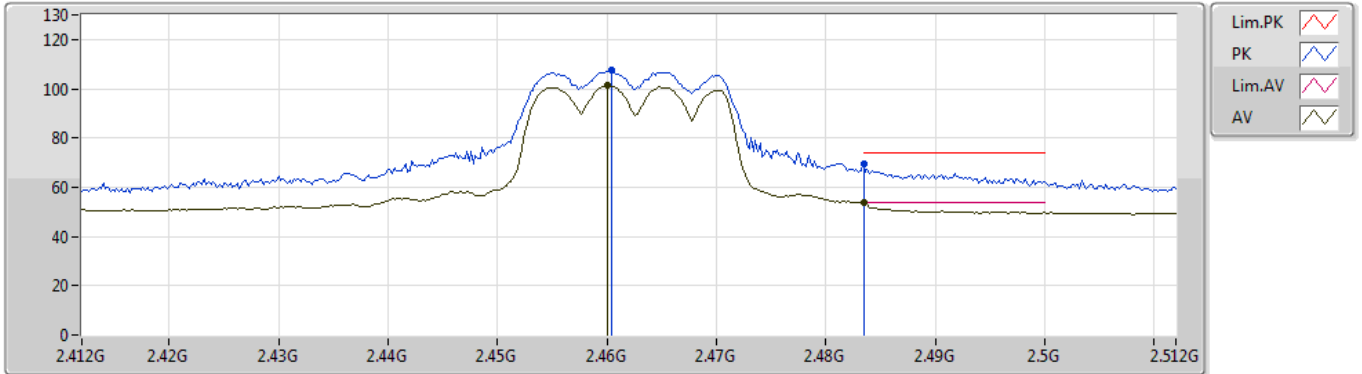
EUT_Z_2TX
 Setting 15
 02-B-4
 FSU(100015)

Type	Freq (Hz)	Level (dBuV/m)	Limit (dBuV/m)	Margin (dB)	Factor (dB)	Dist (m)	Condition	Azimuth (°)	Height (m)	Comment	Raw (dBuV)
PK	2.454G	108.74	Inf	-Inf	31.34	3	Horizontal	307	2.12	-	77.40
AV	2.4536G	98.38	Inf	-Inf	31.34	3	Horizontal	307	2.12	-	67.04
PK	2.4835G	71.27	74.00	-2.73	31.39	3	Horizontal	307	2.12	-	39.88
AV	2.4835G	51.27	54.00	-2.73	31.39	3	Horizontal	307	2.12	-	19.88

802.11n HT20_Nss1,(MCS0)_2TX

25/09/2019

2462MHz_TX



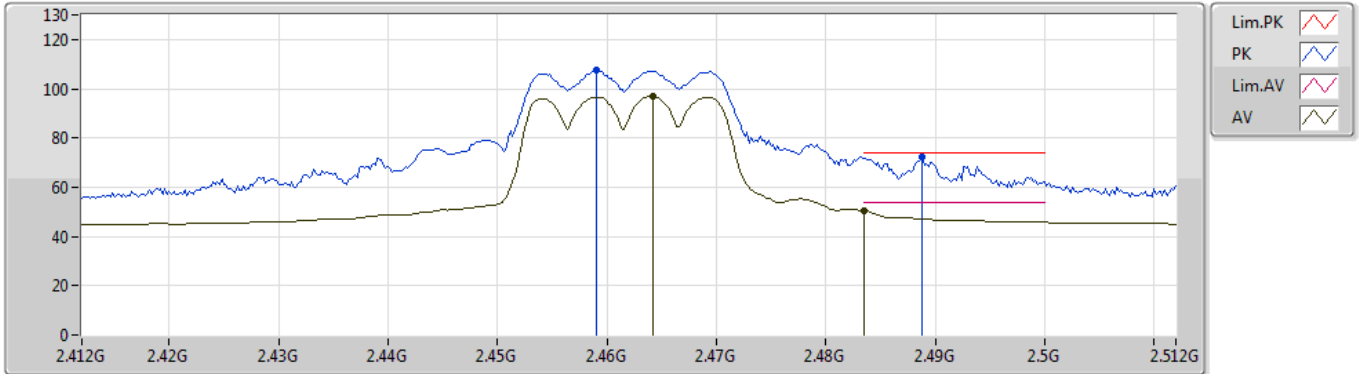
EUT Z_2TX
Setting 12
02-B-4
FSU(100015)

Type	Freq (Hz)	Level (dBuV/m)	Limit (dBuV/m)	Margin (dB)	Factor (dB)	Dist (m)	Condition	Azimuth (°)	Height (m)	Comment	Raw (dBuV)
PK	2.4604G	107.34	Inf	-Inf	31.35	3	Vertical	101	2.29	-	75.99
AV	2.46G	101.15	Inf	-Inf	31.35	3	Vertical	101	2.29	-	69.80
PK	2.483501G	69.51	74.00	-4.49	31.39	3	Vertical	101	2.29	-	38.12
AV	2.483501G	53.73	54.00	-0.27	31.39	3	Vertical	101	2.29	-	22.34

802.11n HT20_Nss1,(MCS0)_2TX

25/09/2019

2462MHz_TX



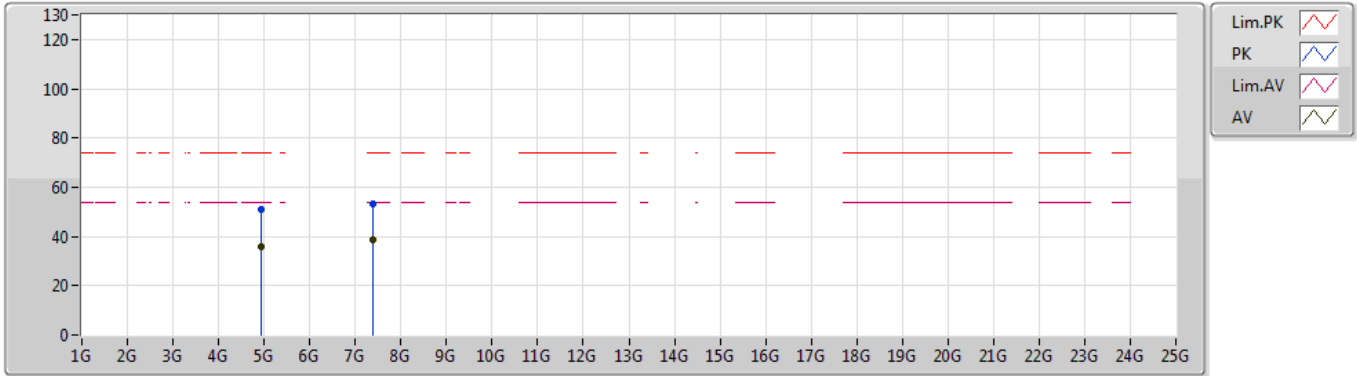
EUT Z_2TX
Setting 12
02-W-3
FSP(100080)

Type	Freq (Hz)	Level (dBuV/m)	Limit (dBuV/m)	Margin (dB)	Factor (dB)	Dist (m)	Condition	Azimuth (°)	Height (m)	Comment	Raw (dBuV)
PK	2.459G	107.51	Inf	-Inf	32.17	3	Horizontal	31	2.10	-	75.34
AV	2.4642G	96.88	Inf	-Inf	32.18	3	Horizontal	31	2.10	-	64.70
PK	2.4888G	72.18	74.00	-1.82	32.27	3	Horizontal	31	2.10	-	39.91
AV	2.4835G	50.49	54.00	-3.51	32.25	3	Horizontal	31	2.10	-	18.24

802.11n HT20_Nss1,(MCS0)_2TX

01/10/2019

2462MHz_TX



EUT Z_2TX
Setting 12
02-B-4
FSU(100015)

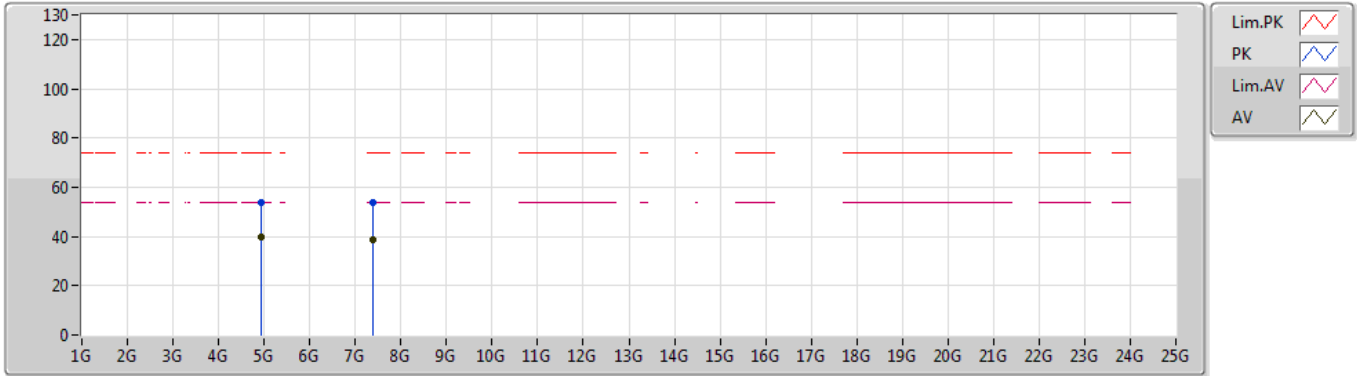
Type	Freq (Hz)	Level (dBuV/m)	Limit (dBuV/m)	Margin (dB)	Factor (dB)	Dist (m)	Condition	Azimuth (°)	Height (m)	Comment	Raw (dBuV)
PK	4.92608G	50.73	74.00	-23.27	7.42	3	Vertical	181	2.41	-	43.31
AV	4.92552G	35.99	54.00	-18.01	7.42	3	Vertical	181	2.41	-	28.57
PK	7.38352G	53.00	74.00	-21.00	10.75	3	Vertical	167	2.09	-	42.25
AV	7.38344G	38.57	54.00	-15.43	10.75	3	Vertical	167	2.09	-	27.82



802.11n HT20_Nss1,(MCS0)_2TX

01/10/2019

2462MHz_TX



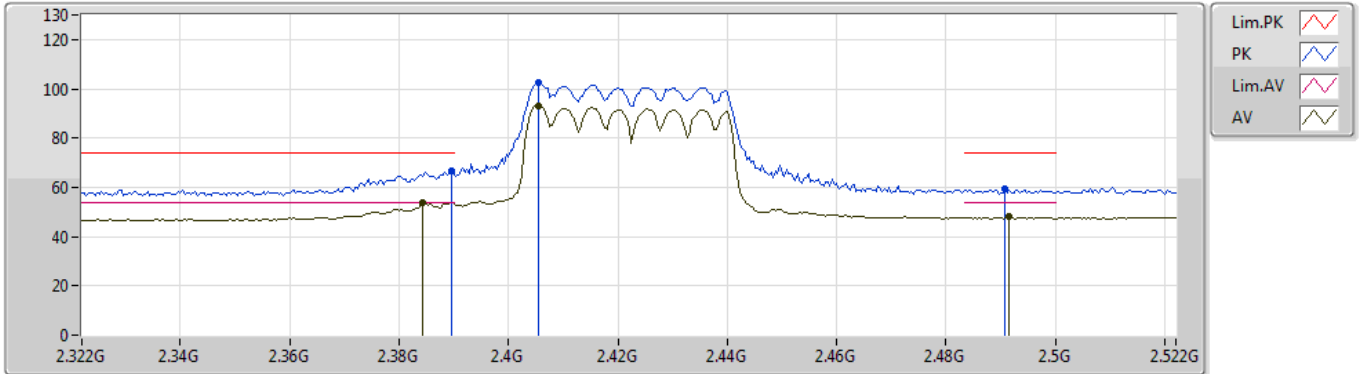
EUT_Z_2TX
 Setting 12
 02-B-4
 FSU(100015)

Type	Freq (Hz)	Level (dBuV/m)	Limit (dBuV/m)	Margin (dB)	Factor (dB)	Dist (m)	Condition	Azimuth (°)	Height (m)	Comment	Raw (dBuV)
PK	4.92592G	54.00	74.00	-20.00	7.42	3	Horizontal	317	2.07	-	46.58
AV	4.92552G	39.52	54.00	-14.48	7.42	3	Horizontal	317	2.07	-	32.10
PK	7.38328G	54.03	74.00	-19.97	10.75	3	Horizontal	289	1.73	-	43.28
AV	7.38304G	38.88	54.00	-15.12	10.75	3	Horizontal	289	1.73	-	28.13

802.11n HT40_Nss1,(MCS0)_2TX

19/09/2019

2422MHz_TX



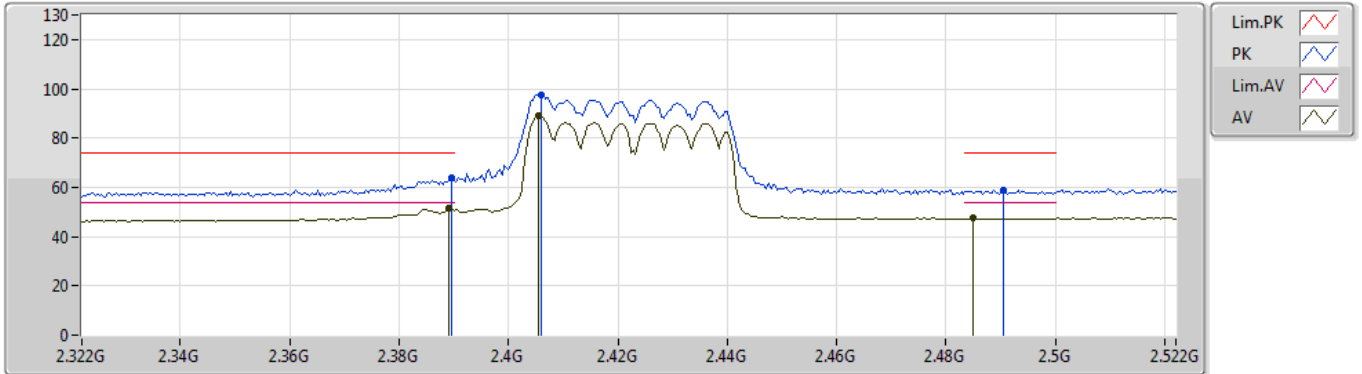
EUT_Z_2TX
Setting 9
02-J-5
FSU(100015)

Type	Freq (Hz)	Level (dBuV/m)	Limit (dBuV/m)	Margin (dB)	Factor (dB)	Dist (m)	Condition	Azimuth (°)	Height (m)	Comment	Raw (dBuV)
PK	2.3896G	66.52	74.00	-7.48	31.20	3	Vertical	306	2.12	-	35.32
AV	2.3844G	53.78	54.00	-0.22	31.19	3	Vertical	306	2.12	-	22.59
PK	2.4056G	102.34	Inf	-Inf	31.24	3	Vertical	306	2.12	-	71.10
AV	2.4056G	93.09	Inf	-Inf	31.24	3	Vertical	306	2.12	-	61.85
PK	2.4908G	59.16	74.00	-14.84	31.42	3	Vertical	306	2.12	-	27.74
AV	2.4916G	48.11	54.00	-5.89	31.42	3	Vertical	306	2.12	-	16.69

802.11n HT40_Nss1,(MCS0)_2TX

19/09/2019

2422MHz_TX



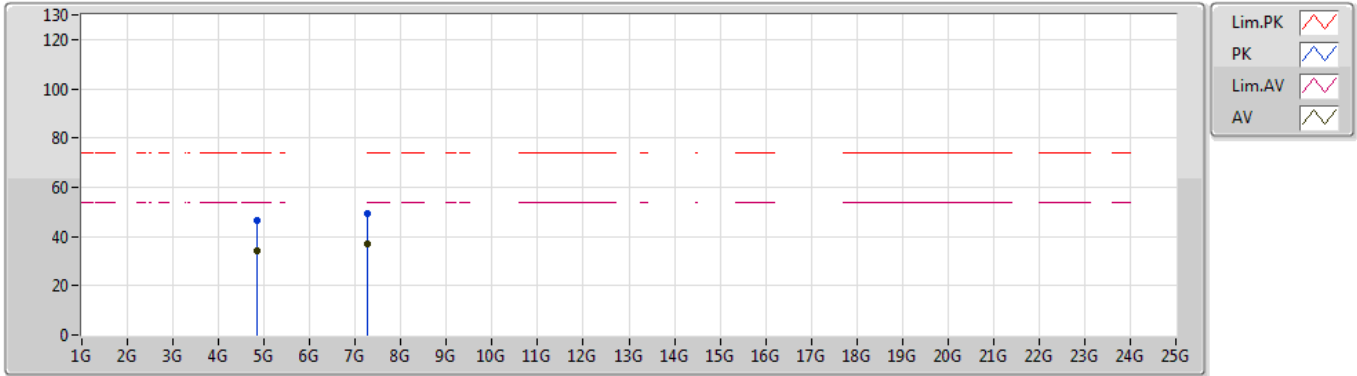
EUT_Z_2TX
Setting 9
02-J-5
FSU(100015)

Type	Freq (Hz)	Level (dBuV/m)	Limit (dBuV/m)	Margin (dB)	Factor (dB)	Dist (m)	Condition	Azimuth (°)	Height (m)	Comment	Raw (dBuV)
PK	2.3896G	63.61	74.00	-10.39	31.20	3	Horizontal	345	2.62	-	32.41
AV	2.3892G	51.40	54.00	-2.60	31.20	3	Horizontal	345	2.62	-	20.20
PK	2.406G	97.76	Inf	-Inf	31.24	3	Horizontal	345	2.62	-	66.52
AV	2.4056G	89.05	Inf	-Inf	31.24	3	Horizontal	345	2.62	-	57.81
PK	2.4904G	59.10	74.00	-14.90	31.41	3	Horizontal	345	2.62	-	27.69
AV	2.4848G	47.41	54.00	-6.59	31.40	3	Horizontal	345	2.62	-	16.01

802.11n HT40_Nss1,(MCS0)_2TX

19/09/2019

2422MHz_TX



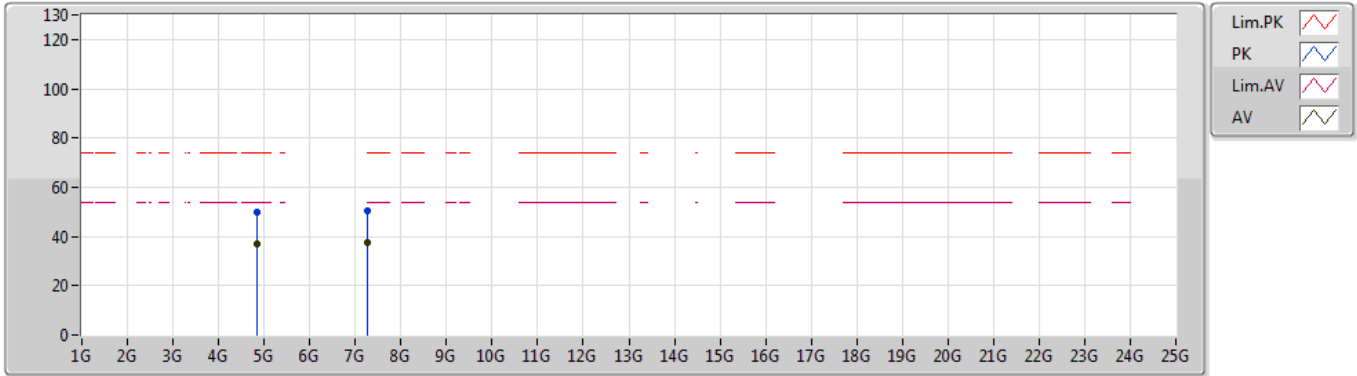
EUT_Z_2TX
Setting 9
02-J-5
FSU(100015)

Type	Freq (Hz)	Level (dBuV/m)	Limit (dBuV/m)	Margin (dB)	Factor (dB)	Dist (m)	Condition	Azimuth (°)	Height (m)	Comment	Raw (dBuV)
PK	4.84584G	46.74	74.00	-27.26	7.22	3	Vertical	293	1.64	-	39.52
AV	4.84664G	33.91	54.00	-20.09	7.22	3	Vertical	293	1.64	-	26.69
PK	7.27624G	49.54	74.00	-24.46	10.45	3	Vertical	171	2.44	-	39.09
AV	7.272G	37.08	54.00	-16.92	10.42	3	Vertical	171	2.44	-	26.66

802.11n HT40_Nss1,(MCS0)_2TX

19/09/2019

2422MHz_TX



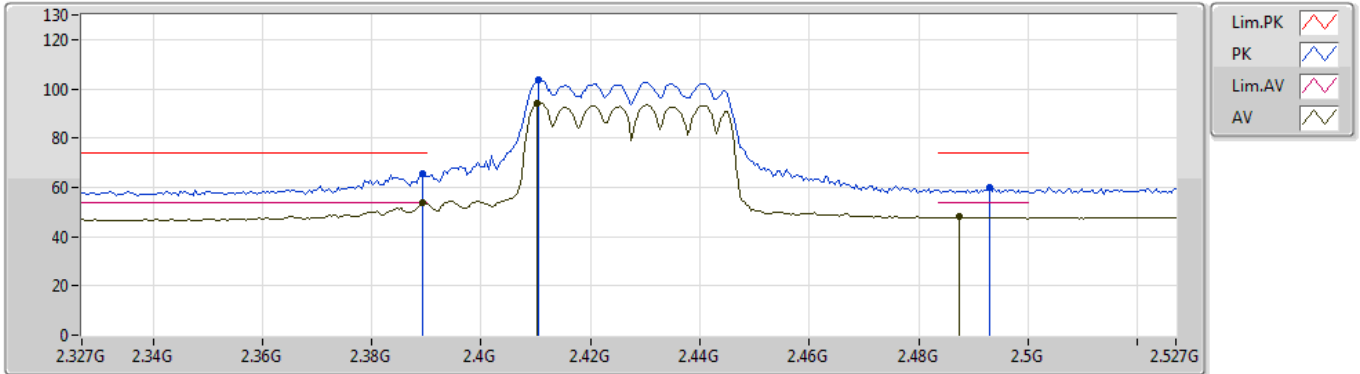
EUT_Z_2TX
Setting 9
02-J-5
FSU(100015)

Type	Freq (Hz)	Level (dBuV/m)	Limit (dBuV/m)	Margin (dB)	Factor (dB)	Dist (m)	Condition	Azimuth (°)	Height (m)	Comment	Raw (dBuV)
PK	4.84072G	49.61	74.00	-24.39	7.21	3	Horizontal	335	2.38	-	42.40
AV	4.84592G	37.17	54.00	-16.83	7.22	3	Horizontal	335	2.38	-	29.95
PK	7.25992G	50.20	74.00	-23.80	10.38	3	Horizontal	361	2.94	-	39.82
AV	7.276G	37.31	54.00	-16.69	10.45	3	Horizontal	361	2.94	-	26.86

802.11n HT40_Nss1,(MCS0)_2TX

18/09/2019

2427MHz_TX



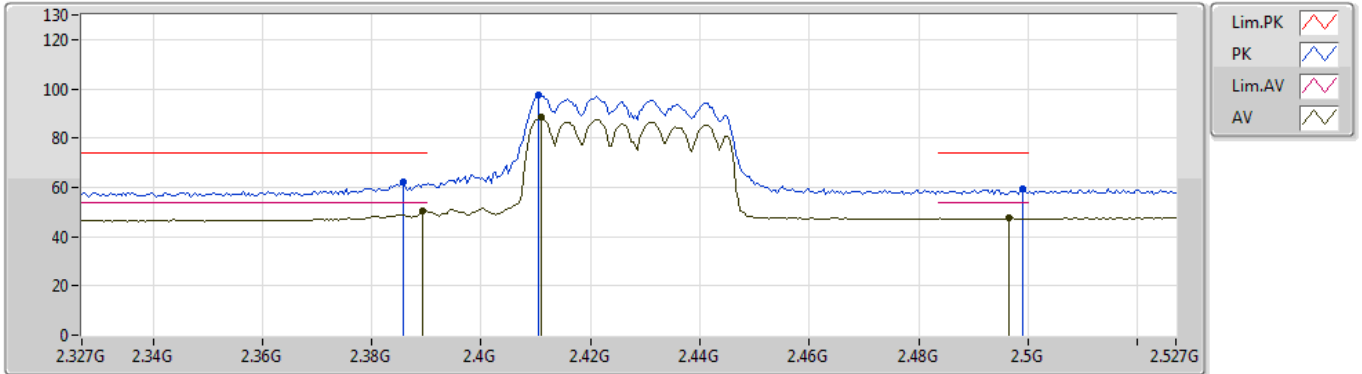
EUT_Z_2TX
Setting 10
02-J-5
FSU(100015)

Type	Freq (Hz)	Level (dBuV/m)	Limit (dBuV/m)	Margin (dB)	Factor (dB)	Dist (m)	Condition	Azimuth (°)	Height (m)	Comment	Raw (dBuV)
PK	2.3894G	65.49	74.00	-8.51	31.20	3	Vertical	298	2.78	-	34.29
AV	2.3894G	53.68	54.00	-0.32	31.20	3	Vertical	298	2.78	-	22.48
PK	2.4106G	103.74	Inf	-Inf	31.25	3	Vertical	298	2.78	-	72.49
AV	2.4102G	94.24	Inf	-Inf	31.25	3	Vertical	298	2.78	-	62.99
PK	2.493G	59.98	74.00	-14.02	31.42	3	Vertical	298	2.78	-	28.56
AV	2.4874G	47.99	54.00	-6.01	31.40	3	Vertical	298	2.78	-	16.59

802.11n HT40_Nss1,(MCS0)_2TX

18/09/2019

2427MHz_TX



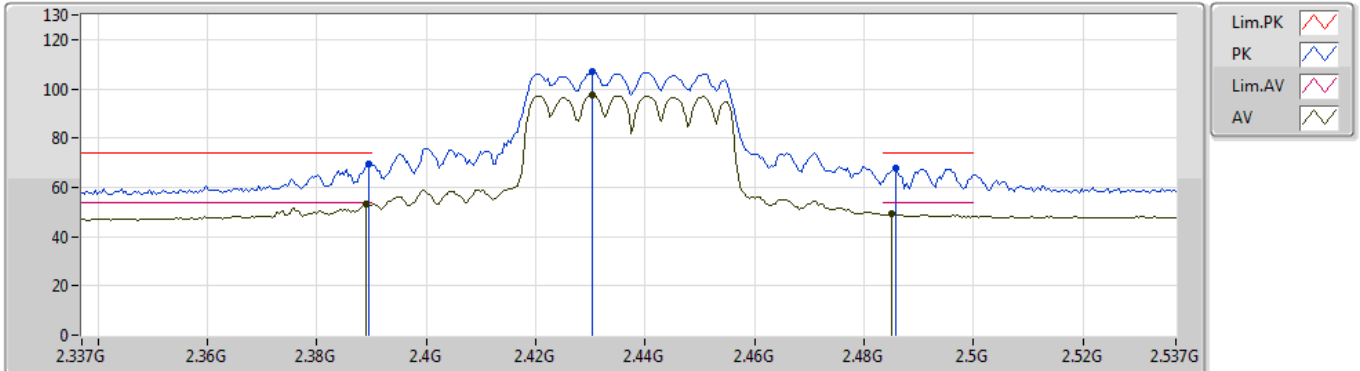
EUT_Z_2TX
Setting 10
02-J-5
FSU(100015)

Type	Freq (Hz)	Level (dBuV/m)	Limit (dBuV/m)	Margin (dB)	Factor (dB)	Dist (m)	Condition	Azimuth (°)	Height (m)	Comment	Raw (dBuV)
PK	2.3858G	62.10	74.00	-11.90	31.19	3	Horizontal	340	2.89	-	30.91
AV	2.3894G	50.50	54.00	-3.50	31.20	3	Horizontal	340	2.89	-	19.30
PK	2.4106G	97.40	Inf	-Inf	31.25	3	Horizontal	340	2.89	-	66.15
AV	2.411G	88.38	Inf	-Inf	31.25	3	Horizontal	340	2.89	-	57.13
PK	2.499G	59.15	74.00	-14.85	31.43	3	Horizontal	340	2.89	-	27.72
AV	2.4966G	47.56	54.00	-6.44	31.42	3	Horizontal	340	2.89	-	16.14

802.11n HT40_Nss1,(MCS0)_2TX

18/09/2019

2437MHz_TX



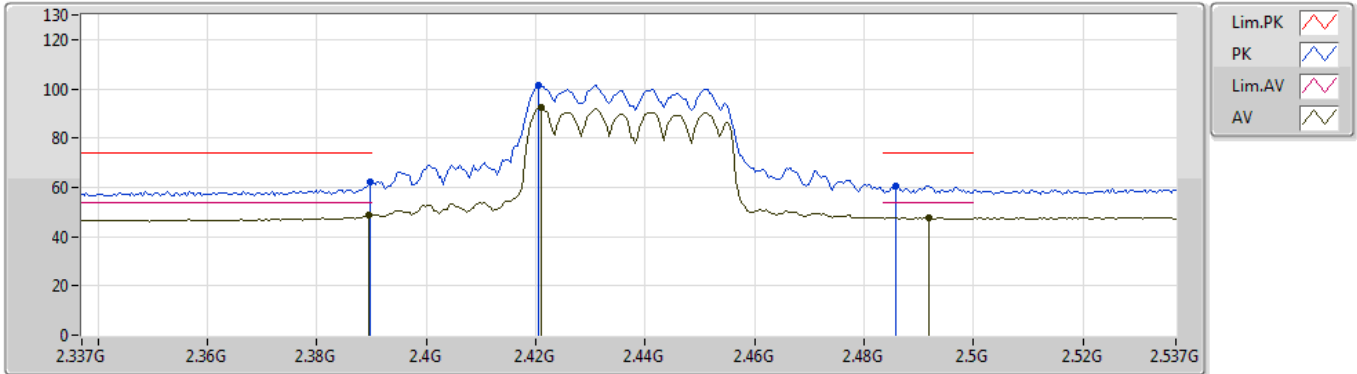
EUT Z_2TX
Setting 14
02-J-5
FSU(100015)

Type	Freq (Hz)	Level (dBuV/m)	Limit (dBuV/m)	Margin (dB)	Factor (dB)	Dist (m)	Condition	Azimuth (°)	Height (m)	Comment	Raw (dBuV)
PK	2.3894G	69.60	74.00	-4.40	31.20	3	Vertical	305	2.87	-	38.40
AV	2.389G	53.05	54.00	-0.95	31.20	3	Vertical	305	2.87	-	21.85
PK	2.4302G	106.80	Inf	-Inf	31.29	3	Vertical	305	2.87	-	75.51
AV	2.4302G	97.67	Inf	-Inf	31.29	3	Vertical	305	2.87	-	66.38
PK	2.4858G	68.05	74.00	-5.95	31.40	3	Vertical	305	2.87	-	36.65
AV	2.485G	49.29	54.00	-4.71	31.40	3	Vertical	305	2.87	-	17.89

802.11n HT40_Nss1,(MCS0)_2TX

18/09/2019

2437MHz_TX



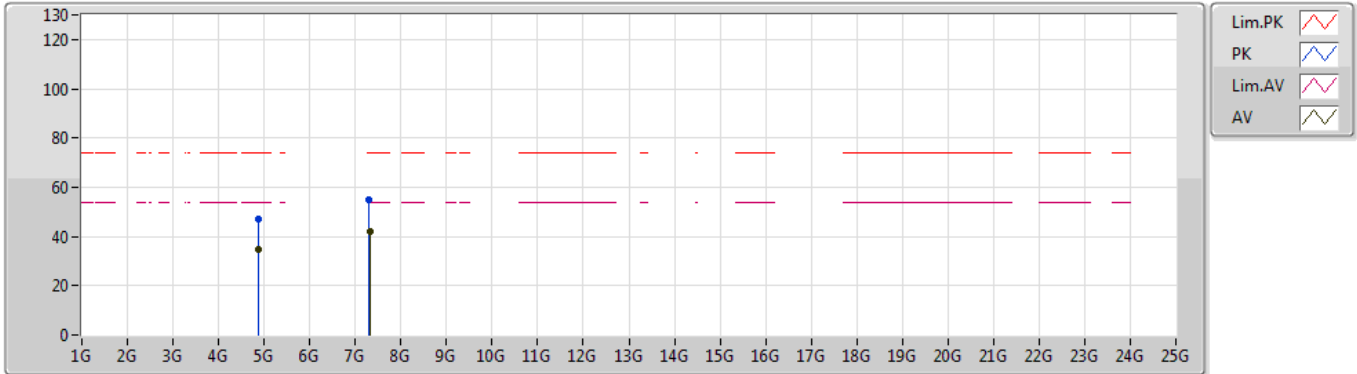
EUT_Z_2TX
Setting 14
02-J-5
FSU(100015)

Type	Freq (Hz)	Level (dBuV/m)	Limit (dBuV/m)	Margin (dB)	Factor (dB)	Dist (m)	Condition	Azimuth (°)	Height (m)	Comment	Raw (dBuV)
PK	2.3898G	61.97	74.00	-12.03	31.20	3	Horizontal	341	2.83	-	30.77
AV	2.3894G	48.76	54.00	-5.24	31.20	3	Horizontal	341	2.83	-	17.56
PK	2.4206G	101.46	Inf	-Inf	31.27	3	Horizontal	341	2.83	-	70.19
AV	2.421G	92.33	Inf	-Inf	31.27	3	Horizontal	341	2.83	-	61.06
PK	2.4858G	60.70	74.00	-13.30	31.40	3	Horizontal	341	2.83	-	29.30
AV	2.4918G	47.59	54.00	-6.41	31.42	3	Horizontal	341	2.83	-	16.17

802.11n HT40_Nss1,(MCS0)_2TX

18/09/2019

2437MHz_TX



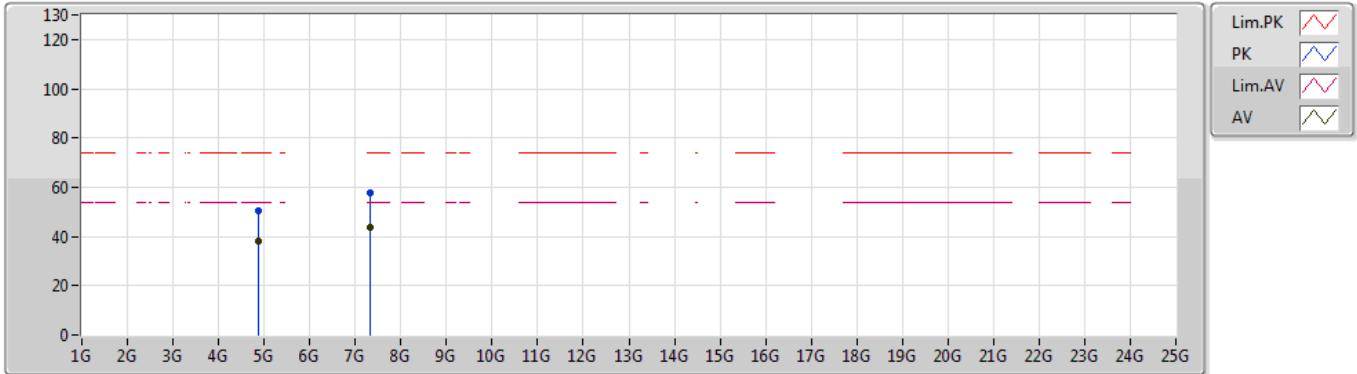
EUT Z_2TX
Setting 14
02-J-5
FSU(100015)

Type	Freq (Hz)	Level (dBuV/m)	Limit (dBuV/m)	Margin (dB)	Factor (dB)	Dist (m)	Condition	Azimuth (°)	Height (m)	Comment	Raw (dBuV)
PK	4.88136G	47.23	74.00	-26.77	7.30	3	Vertical	295	1.59	-	39.93
AV	4.88136G	34.60	54.00	-19.40	7.30	3	Vertical	295	1.59	-	27.30
PK	7.30588G	54.99	74.00	-19.01	10.54	3	Vertical	170	2.12	-	44.45
AV	7.3214G	41.98	54.00	-12.02	10.59	3	Vertical	170	2.12	-	31.39

802.11n HT40_Nss1,(MCS0)_2TX

18/09/2019

2437MHz_TX



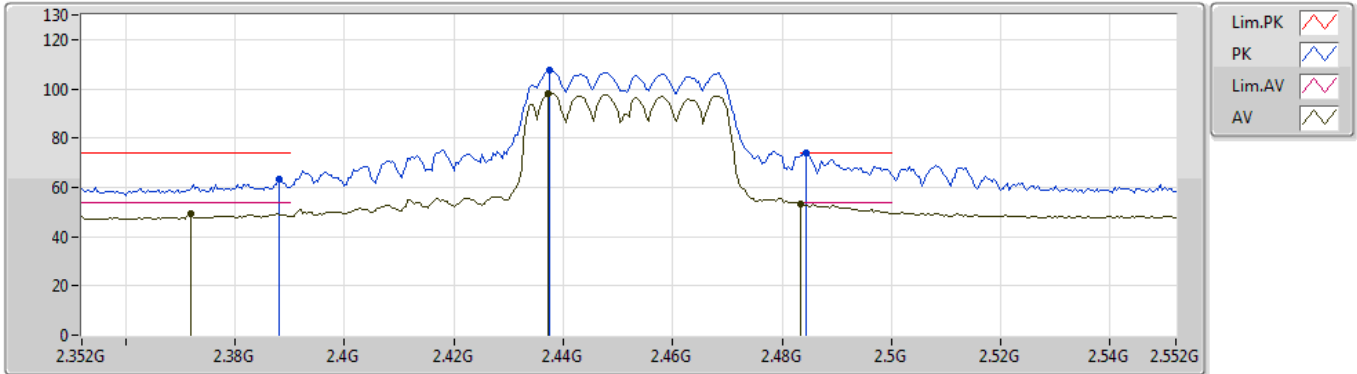
EUT_Z_2TX
Setting 14
02-J-5
FSU(100015)

Type	Freq (Hz)	Level (dBuV/m)	Limit (dBuV/m)	Margin (dB)	Factor (dB)	Dist (m)	Condition	Azimuth (°)	Height (m)	Comment	Raw (dBuV)
PK	4.87624G	50.39	74.00	-23.61	7.29	3	Horizontal	3	2.34	-	43.10
AV	4.87256G	38.37	54.00	-15.63	7.28	3	Horizontal	3	2.34	-	31.09
PK	7.3214G	57.45	74.00	-16.55	10.59	3	Horizontal	4	2.89	-	46.86
AV	7.32092G	43.96	54.00	-10.04	10.59	3	Horizontal	4	2.89	-	33.37

802.11n HT40_Nss1,(MCS0)_2TX

19/09/2019

2452MHz_TX



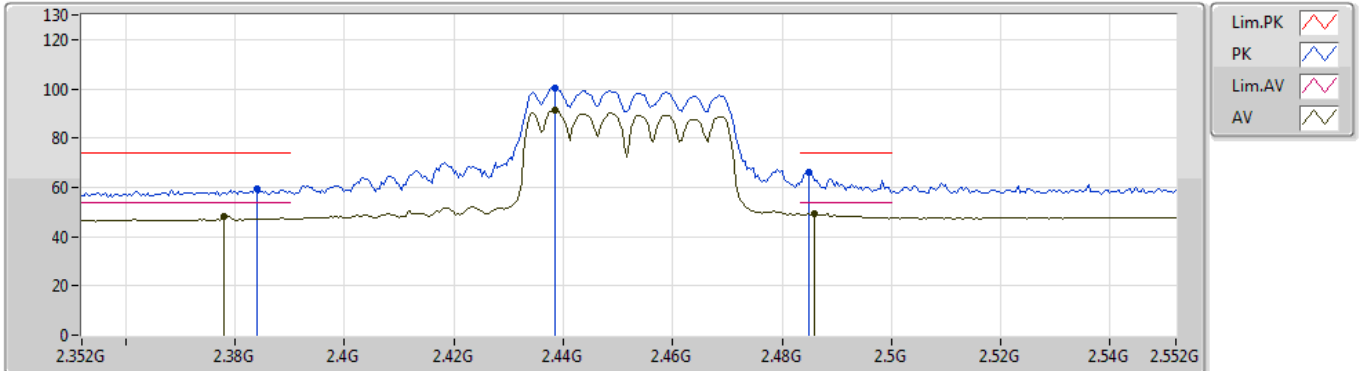
EUT_Z_2TX
Setting 12
02-J-5
FSU(100015)

Type	Freq (Hz)	Level (dBuV/m)	Limit (dBuV/m)	Margin (dB)	Factor (dB)	Dist (m)	Condition	Azimuth (°)	Height (m)	Comment	Raw (dBuV)
PK	2.388G	63.52	74.00	-10.48	31.20	3	Vertical	306	2.87	-	32.32
AV	2.372G	49.27	54.00	-4.73	31.16	3	Vertical	306	2.87	-	18.11
PK	2.4376G	107.52	Inf	-Inf	31.31	3	Vertical	306	2.87	-	76.21
AV	2.4372G	98.25	Inf	-Inf	31.30	3	Vertical	306	2.87	-	66.95
PK	2.4844G	73.97	74.00	-0.03	31.40	3	Vertical	306	2.87	-	42.57
AV	2.4835G	53.15	54.00	-0.85	31.39	3	Vertical	306	2.87	-	21.76

802.11n HT40_Nss1,(MCS0)_2TX

19/09/2019

2452MHz_TX



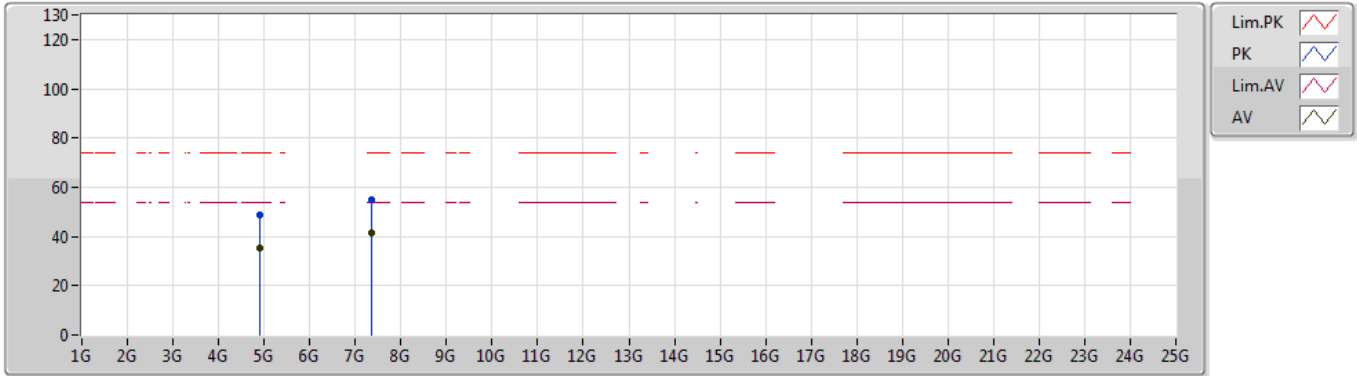
EUT_Z_2TX
Setting 12
02-J-5
FSU(100015)

Type	Freq (Hz)	Level (dBuV/m)	Limit (dBuV/m)	Margin (dB)	Factor (dB)	Dist (m)	Condition	Azimuth (°)	Height (m)	Comment	Raw (dBuV)
PK	2.384G	59.33	74.00	-14.67	31.19	3	Horizontal	339	2.57	-	28.14
AV	2.378G	48.34	54.00	-5.66	31.17	3	Horizontal	339	2.57	-	17.17
PK	2.4384G	100.48	Inf	-Inf	31.31	3	Horizontal	339	2.57	-	69.17
AV	2.4384G	91.26	Inf	-Inf	31.31	3	Horizontal	339	2.57	-	59.95
PK	2.4848G	65.94	74.00	-8.06	31.40	3	Horizontal	339	2.57	-	34.54
AV	2.486G	49.27	54.00	-4.73	31.40	3	Horizontal	339	2.57	-	17.87

802.11n HT40_Nss1,(MCS0)_2TX

19/09/2019

2452MHz_TX



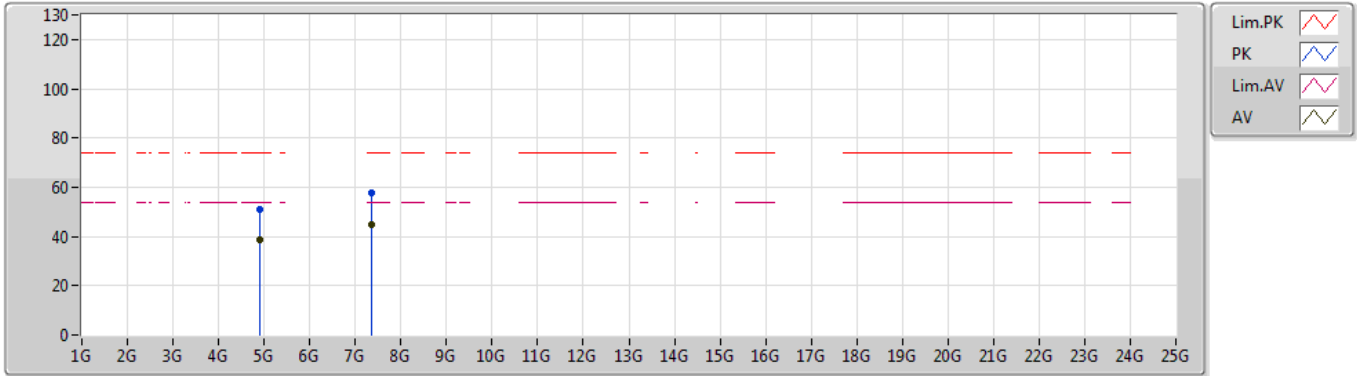
EUT Z_2TX
Setting 12
02-J-5
FSU(100015)

Type	Freq (Hz)	Level (dBuV/m)	Limit (dBuV/m)	Margin (dB)	Factor (dB)	Dist (m)	Condition	Azimuth (°)	Height (m)	Comment	Raw (dBuV)
PK	4.91144G	48.68	74.00	-25.32	7.37	3	Vertical	311	2.33	-	41.31
AV	4.90616G	35.43	54.00	-18.57	7.36	3	Vertical	311	2.33	-	28.07
PK	7.34472G	54.95	74.00	-19.05	10.64	3	Vertical	166	2.84	-	44.31
AV	7.35008G	41.34	54.00	-12.66	10.66	3	Vertical	166	2.84	-	30.68

802.11n HT40_Nss1,(MCS0)_2TX

19/09/2019

2452MHz_TX



EUT_Z_2TX
Setting 12
02-J-5
FSU(100015)

Type	Freq (Hz)	Level (dBuV/m)	Limit (dBuV/m)	Margin (dB)	Factor (dB)	Dist (m)	Condition	Azimuth (°)	Height (m)	Comment	Raw (dBuV)
PK	4.9112G	51.05	74.00	-22.95	7.37	3	Horizontal	344	2.24	-	43.68
AV	4.90624G	38.42	54.00	-15.58	7.36	3	Horizontal	344	2.24	-	31.06
PK	7.36088G	57.72	74.00	-16.28	10.68	3	Horizontal	13	2.95	-	47.04
AV	7.35552G	44.59	54.00	-9.41	10.68	3	Horizontal	13	2.95	-	33.91



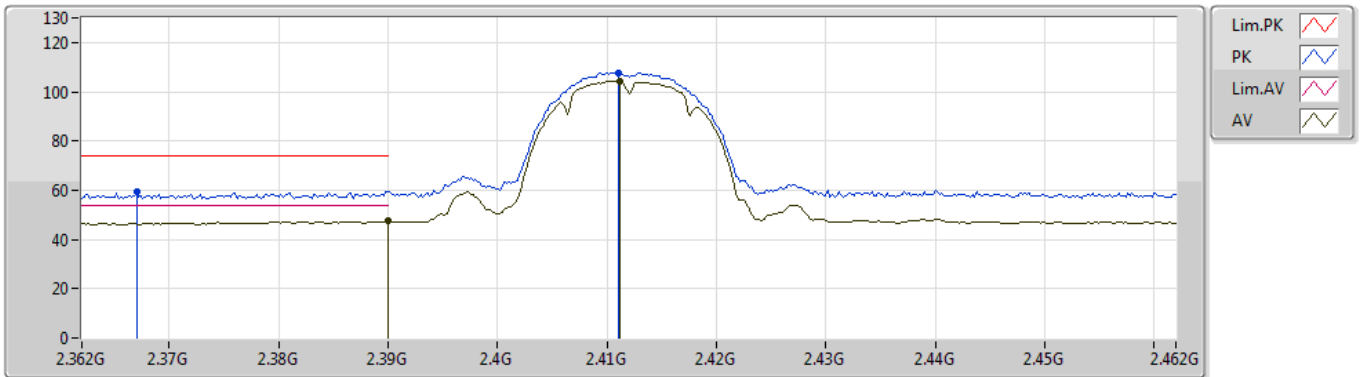
Summary

Mode	Result	Type	Freq (Hz)	Level (dBuV/m)	Limit (dBuV/m)	Margin (dB)	Factor (dB)	Dist (m)	Condition	Azimuth (°)	Height (m)
2.4-2.4835GHz	-	-	-	-	-	-	-	-	-	-	-
802.11b_Nss1,(1Mbps)_2TX	Pass	AV	4.82398G	53.91	54.00	-0.09	7.17	3	Vertical	112	1.64

802.11b_Nss1,(1Mbps)_2TX

01/08/2019

2412MHz_TX



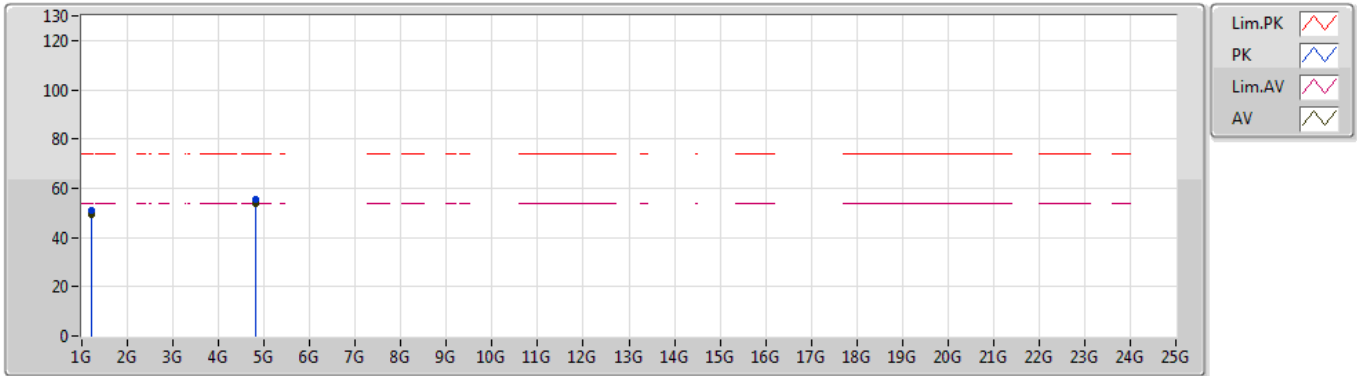
EUT_Z_2TX
Setting 12
02-M-1
FSU(100015)

Type	Freq (Hz)	Level (dBuV/m)	Limit (dBuV/m)	Margin (dB)	Factor (dB)	Dist (m)	Condition	Azimuth (°)	Height (m)	Comment	Raw (dBuV)
PK	2.367G	59.23	74.00	-14.77	31.15	3	Vertical	184	2.61	-	28.08
AV	2.39G	47.74	54.00	-6.26	31.20	3	Vertical	184	2.61	-	16.54
PK	2.411G	107.81	Inf	-Inf	31.25	3	Vertical	184	2.61	-	76.56
AV	2.4112G	104.24	Inf	-Inf	31.25	3	Vertical	184	2.61	-	72.99

802.11b_Nss1,(1Mbps)_2TX

31/07/2019

2412MHz_TX



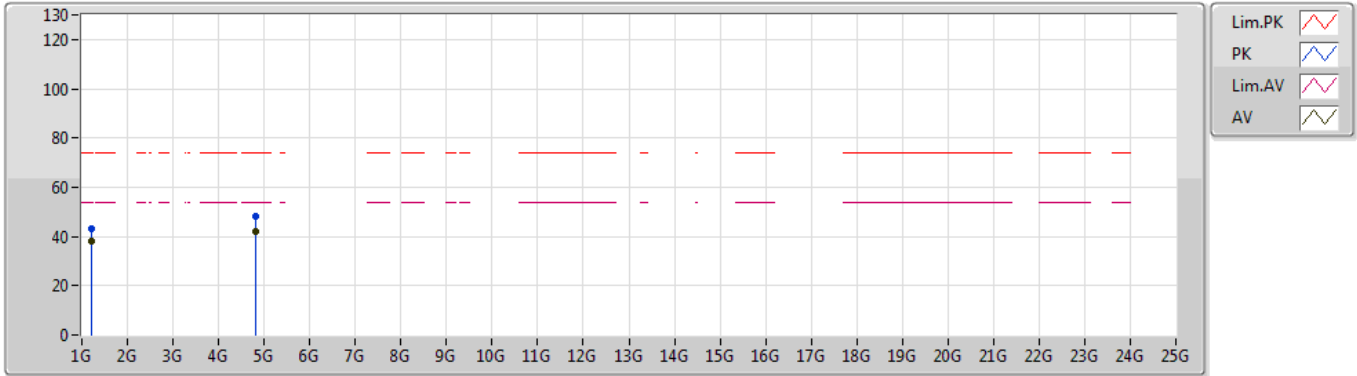
EUT_X_2TX
Setting 12
02-M-1
FSU(100015)

Type	Freq (Hz)	Level (dBuV/m)	Limit (dBuV/m)	Margin (dB)	Factor (dB)	Dist (m)	Condition	Azimuth (°)	Height (m)	Comment	Raw (dBuV)
PK	1.20596G	50.92	74.00	-23.08	-6.59	3	Vertical	247	1.08	-	57.51
AV	1.206G	49.33	54.00	-4.67	-6.59	3	Vertical	247	1.08	-	55.92
PK	4.82396G	55.68	74.00	-18.32	7.17	3	Vertical	112	1.64	-	48.51
AV	4.82398G	53.91	54.00	-0.09	7.17	3	Vertical	112	1.64	-	46.74

802.11b_Nss1,(1Mbps)_2TX

31/07/2019

2412MHz_TX



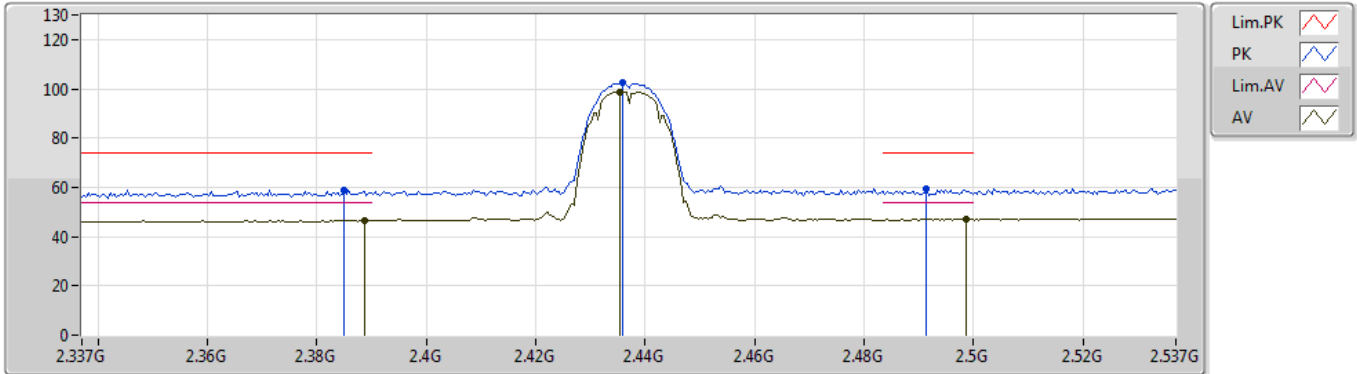
EUT X_2TX
Setting 12
02-M-1
FSU(100015)

Type	Freq (Hz)	Level (dBuV/m)	Limit (dBuV/m)	Margin (dB)	Factor (dB)	Dist (m)	Condition	Azimuth (°)	Height (m)	Comment	Raw (dBuV)
PK	1.20604G	42.90	74.00	-31.10	-6.59	3	Horizontal	218	1.77	-	49.49
AV	1.206G	38.33	54.00	-15.67	-6.59	3	Horizontal	218	1.77	-	44.92
PK	4.8238G	47.97	74.00	-26.03	7.17	3	Horizontal	144	1.02	-	40.80
AV	4.82396G	41.88	54.00	-12.12	7.17	3	Horizontal	144	1.02	-	34.71

802.11b_Nss1,(1Mbps)_2TX

01/08/2019

2437MHz_TX



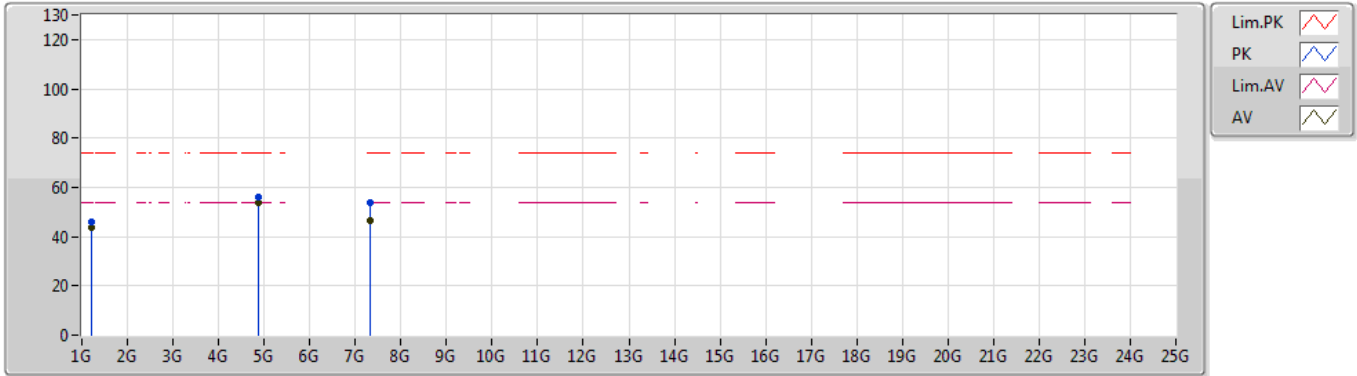
EUT_Z_2TX
Setting 9
02-M-1
FSU(100015)

Type	Freq (Hz)	Level (dBuV/m)	Limit (dBuV/m)	Margin (dB)	Factor (dB)	Dist (m)	Condition	Azimuth (°)	Height (m)	Comment	Raw (dBuV)
PK	2.385G	59.02	74.00	-14.98	31.19	3	Vertical	211	2.86	-	27.83
AV	2.3886G	46.58	54.00	-7.42	31.20	3	Vertical	211	2.86	-	15.38
PK	2.4358G	102.38	Inf	-Inf	31.30	3	Vertical	211	2.86	-	71.08
AV	2.4354G	98.85	Inf	-Inf	31.30	3	Vertical	211	2.86	-	67.55
PK	2.4914G	59.44	74.00	-14.56	31.42	3	Vertical	211	2.86	-	28.02
AV	2.4986G	47.04	54.00	-6.96	31.43	3	Vertical	211	2.86	-	15.61

802.11b_Nss1,(1Mbps)_2TX

31/07/2019

2437MHz_TX



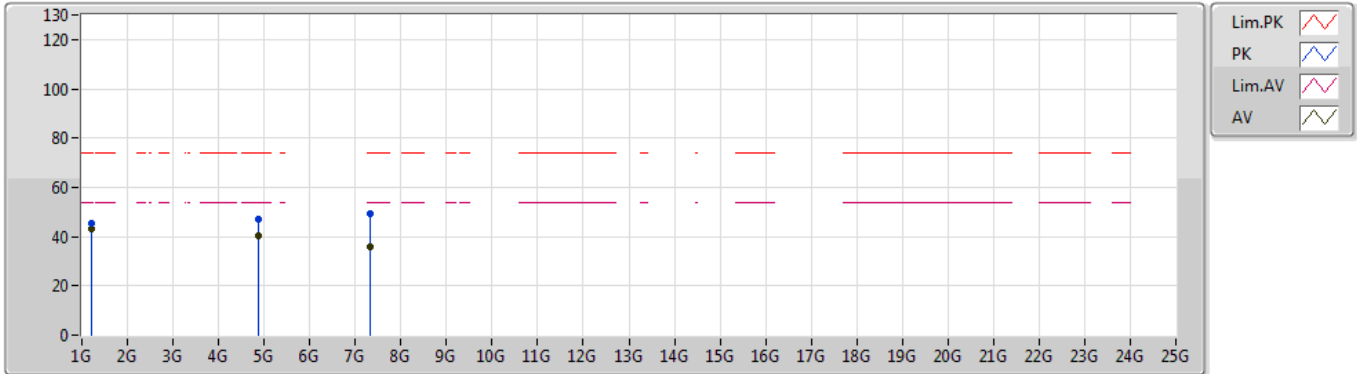
EUT X_2TX
Setting 9
02-M-1
FSU(100015)

Type	Freq (Hz)	Level (dBuV/m)	Limit (dBuV/m)	Margin (dB)	Factor (dB)	Dist (m)	Condition	Azimuth (°)	Height (m)	Comment	Raw (dBuV)
PK	1.21846G	45.93	74.00	-28.07	-6.49	3	Vertical	298	1.67	-	52.42
AV	1.21848G	43.62	54.00	-10.38	-6.49	3	Vertical	298	1.67	-	50.11
PK	4.87404G	55.94	74.00	-18.06	7.28	3	Vertical	323	2.14	-	48.66
AV	4.874G	53.67	54.00	-0.33	7.28	3	Vertical	323	2.14	-	46.39
PK	7.31184G	53.92	74.00	-20.08	10.55	3	Vertical	147	1.97	-	43.37
AV	7.31024G	46.61	54.00	-7.39	10.54	3	Vertical	147	1.97	-	36.07

802.11b_Nss1,(1Mbps)_2TX

31/07/2019

2437MHz_TX



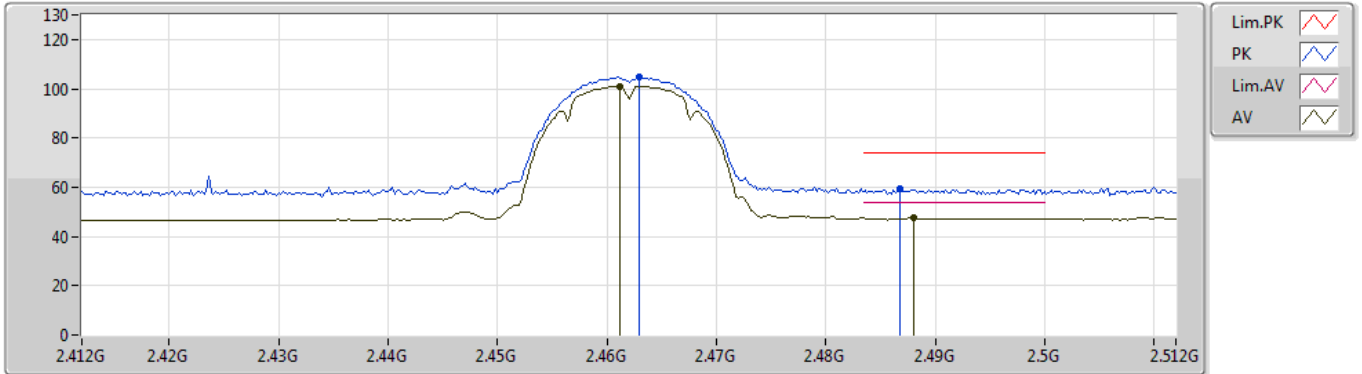
EUT X_2TX
Setting 9
02-M-1
FSU(100015)

Type	Freq (Hz)	Level (dBuV/m)	Limit (dBuV/m)	Margin (dB)	Factor (dB)	Dist (m)	Condition	Azimuth (°)	Height (m)	Comment	Raw (dBuV)
PK	1.21846G	45.28	74.00	-28.72	-6.49	3	Horizontal	296	1.43	-	51.77
AV	1.21852G	42.91	54.00	-11.09	-6.49	3	Horizontal	296	1.43	-	49.40
PK	4.87392G	47.31	74.00	-26.69	7.28	3	Horizontal	271	1.72	-	40.03
AV	4.874G	40.15	54.00	-13.85	7.28	3	Horizontal	271	1.72	-	32.87
PK	7.31512G	49.54	74.00	-24.46	10.56	3	Horizontal	226	2.03	-	38.98
AV	7.31232G	36.03	54.00	-17.97	10.55	3	Horizontal	226	2.03	-	25.48

802.11b_Nss1,(1Mbps)_2TX

01/08/2019

2462MHz_TX



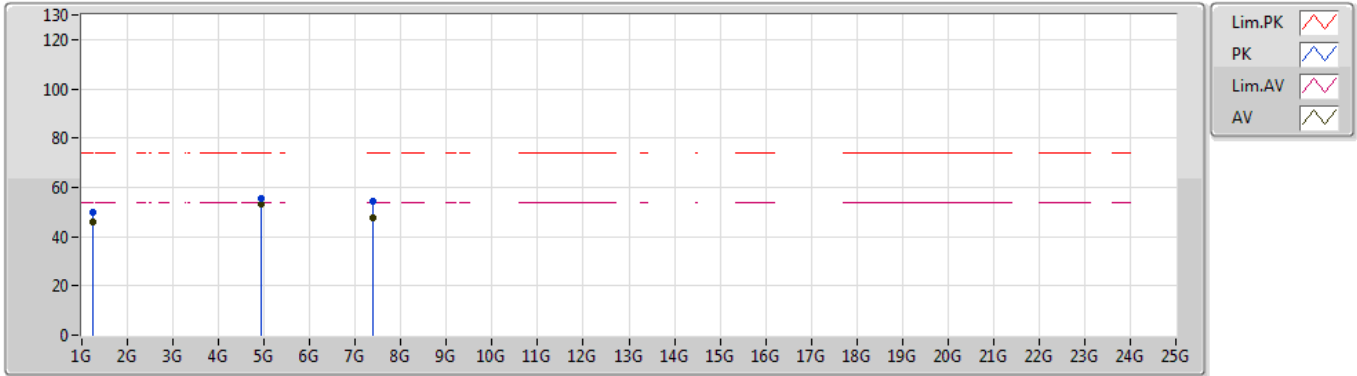
EUT Z_2TX
Setting 11
02-M-1
FSU(100015)

Type	Freq (Hz)	Level (dBuV/m)	Limit (dBuV/m)	Margin (dB)	Factor (dB)	Dist (m)	Condition	Azimuth (°)	Height (m)	Comment	Raw (dBuV)
PK	2.463G	104.67	Inf	-Inf	31.36	3	Vertical	220	2.75	-	73.31
AV	2.4612G	101.02	Inf	-Inf	31.35	3	Vertical	220	2.75	-	69.67
PK	2.4868G	59.18	74.00	-14.82	31.40	3	Vertical	220	2.75	-	27.78
AV	2.488G	47.79	54.00	-6.21	31.41	3	Vertical	220	2.75	-	16.38

802.11b_Nss1,(1Mbps)_2TX

31/07/2019

2462MHz_TX



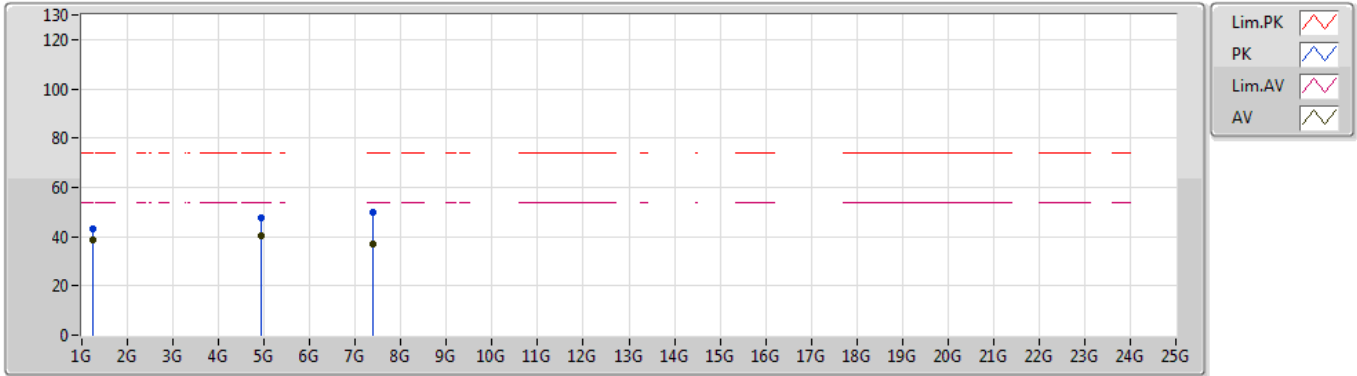
EUT X_2TX
Setting 11
02-M-1
FSU(100015)

Type	Freq (Hz)	Level (dBuV/m)	Limit (dBuV/m)	Margin (dB)	Factor (dB)	Dist (m)	Condition	Azimuth (°)	Height (m)	Comment	Raw (dBuV)
PK	1.23094G	50.00	74.00	-24.00	-6.39	3	Vertical	168	1.67	-	56.39
AV	1.2309G	45.88	54.00	-8.12	-6.39	3	Vertical	168	1.67	-	52.27
PK	4.92388G	55.58	74.00	-18.42	7.40	3	Vertical	218	1.90	-	48.18
AV	4.924G	53.23	54.00	-0.77	7.40	3	Vertical	218	1.90	-	45.83
PK	7.385G	54.45	74.00	-19.55	10.76	3	Vertical	288	1.94	-	43.69
AV	7.38524G	47.50	54.00	-6.50	10.76	3	Vertical	288	1.94	-	36.74

802.11b_Nss1,(1Mbps)_2TX

31/07/2019

2462MHz_TX



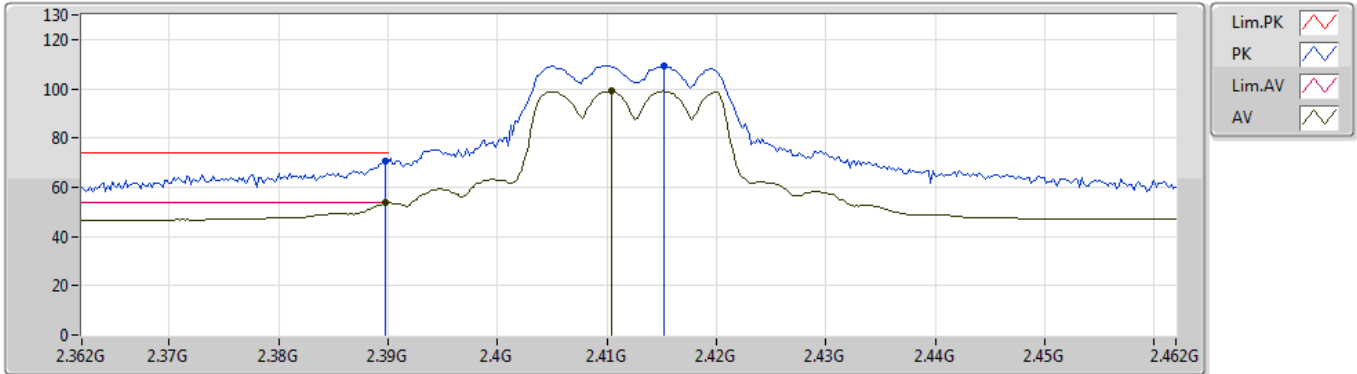
EUT X_2TX
Setting 11
02-M-1
FSU(100015)

Type	Freq (Hz)	Level (dBuV/m)	Limit (dBuV/m)	Margin (dB)	Factor (dB)	Dist (m)	Condition	Azimuth (°)	Height (m)	Comment	Raw (dBuV)
PK	1.2309G	43.42	74.00	-30.58	-6.39	3	Horizontal	112	2.43	-	49.81
AV	1.23097G	38.87	54.00	-15.13	-6.39	3	Horizontal	112	2.43	-	45.26
PK	4.92386G	47.37	74.00	-26.63	7.40	3	Horizontal	98	2.54	-	39.97
AV	4.92396G	40.52	54.00	-13.48	7.40	3	Horizontal	98	2.54	-	33.12
PK	7.38852G	49.72	74.00	-24.28	10.77	3	Horizontal	181	2.62	-	38.95
AV	7.38488G	36.82	54.00	-17.18	10.76	3	Horizontal	181	2.62	-	26.06

802.11g_Nss1,(6Mbps)_2TX

31/07/2019

2412MHz_TX



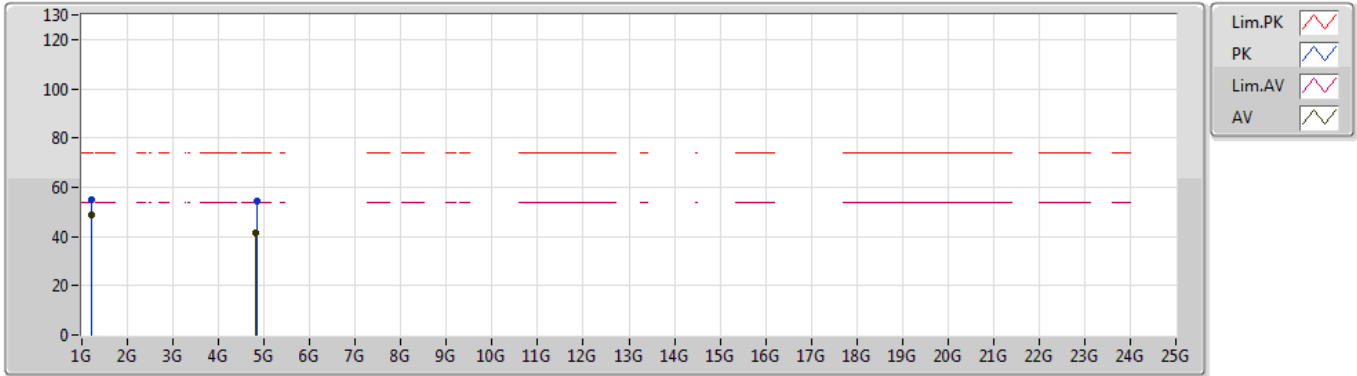
EUT_Z_2TX
Setting 13
02-M-1
FSU(100015)

Type	Freq (Hz)	Level (dBuV/m)	Limit (dBuV/m)	Margin (dB)	Factor (dB)	Dist (m)	Condition	Azimuth (°)	Height (m)	Comment	Raw (dBuV)
PK	2.3898G	70.66	74.00	-3.34	31.20	3	Vertical	232	1.90	-	39.46
AV	2.3898G	53.61	54.00	-0.39	31.20	3	Vertical	232	1.90	-	22.41
PK	2.4152G	109.47	Inf	-Inf	31.26	3	Vertical	232	1.90	-	78.21
AV	2.4104G	98.95	Inf	-Inf	31.25	3	Vertical	232	1.90	-	67.70

802.11g_Nss1,(6Mbps)_2TX

31/07/2019

2412MHz_TX



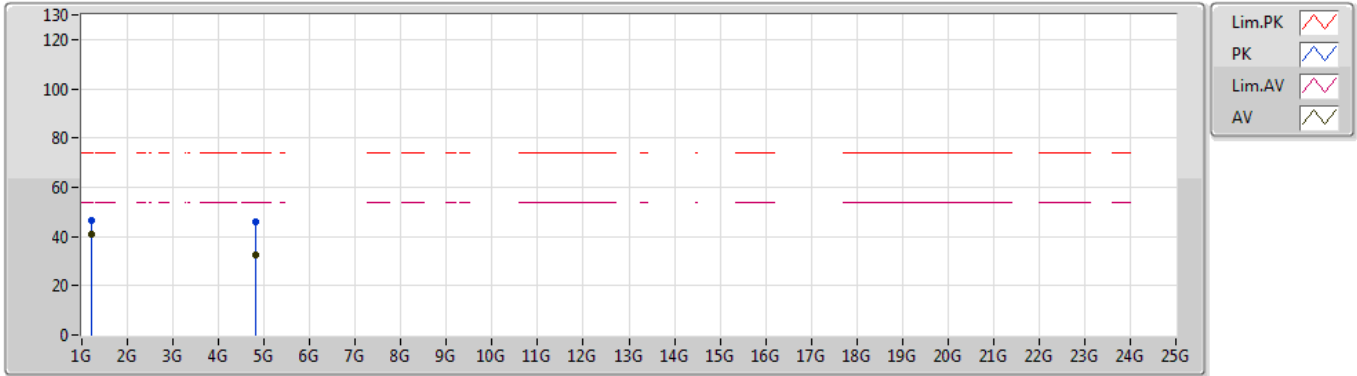
EUT X_2TX
Setting 13
02-M-1
FSU(100015)

Type	Freq (Hz)	Level (dBuV/m)	Limit (dBuV/m)	Margin (dB)	Factor (dB)	Dist (m)	Condition	Azimuth (°)	Height (m)	Comment	Raw (dBuV)
PK	1.20589G	54.88	74.00	-19.12	-6.59	3	Vertical	261	1.79	-	61.47
AV	1.20598G	48.95	54.00	-5.05	-6.59	3	Vertical	261	1.79	-	55.54
PK	4.831G	54.45	74.00	-19.55	7.19	3	Vertical	122	1.71	-	47.26
AV	4.82666G	41.34	54.00	-12.66	7.18	3	Vertical	122	1.71	-	34.16

802.11g_Nss1,(6Mbps)_2TX

31/07/2019

2412MHz_TX



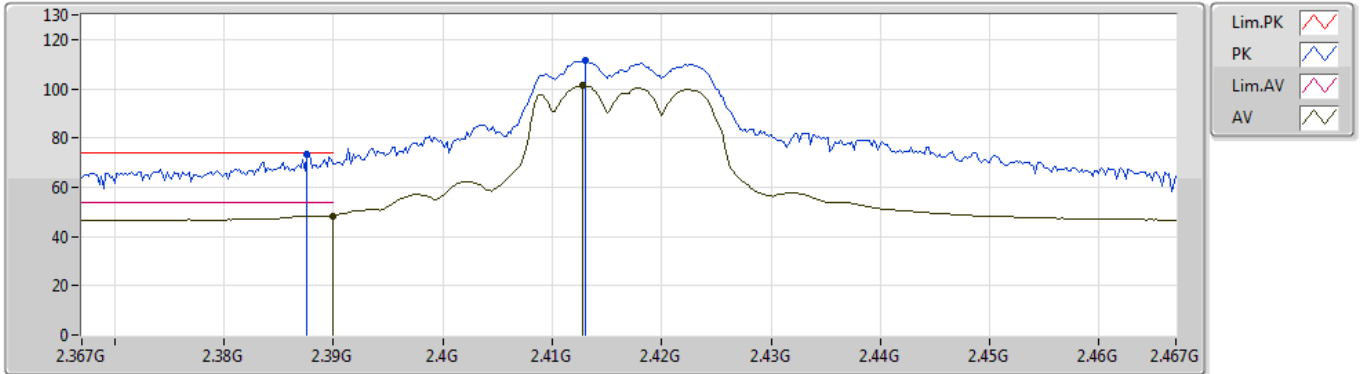
EUT X_2TX
 Setting 13
 02-M-1
 FSU(100015)

Type	Freq (Hz)	Level (dBuV/m)	Limit (dBuV/m)	Margin (dB)	Factor (dB)	Dist (m)	Condition	Azimuth (°)	Height (m)	Comment	Raw (dBuV)
PK	1.20595G	46.57	74.00	-27.43	-6.59	3	Horizontal	121	1.03	-	53.16
AV	1.20602G	40.68	54.00	-13.32	-6.59	3	Horizontal	121	1.03	-	47.27
PK	4.81416G	46.12	74.00	-27.88	7.14	3	Horizontal	146	1.19	-	38.98
AV	4.82464G	32.38	54.00	-21.62	7.17	3	Horizontal	146	1.19	-	25.21

802.11g_Nss1,(6Mbps)_2TX

31/07/2019

2417MHz_TX



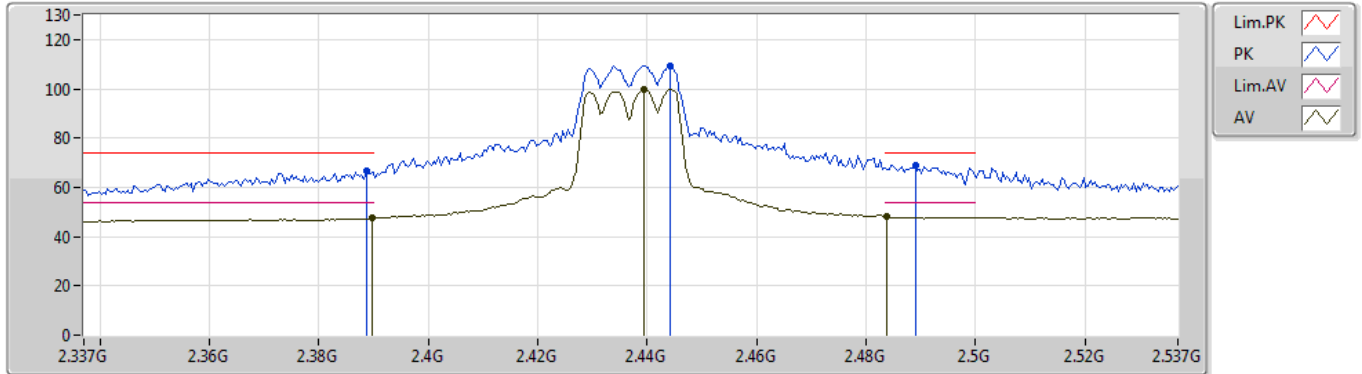
EUT Z_2TX
Setting 15
02-M-1
FSU(100015)

Type	Freq (Hz)	Level (dBuV/m)	Limit (dBuV/m)	Margin (dB)	Factor (dB)	Dist (m)	Condition	Azimuth (°)	Height (m)	Comment	Raw (dBuV)
PK	2.3876G	73.18	74.00	-0.82	31.20	3	Vertical	191	2.58	-	41.98
AV	2.39G	48.43	54.00	-5.57	31.20	3	Vertical	191	2.58	-	17.23
PK	2.413G	111.34	Inf	-Inf	31.26	3	Vertical	191	2.58	-	80.08
AV	2.4128G	101.16	Inf	-Inf	31.26	3	Vertical	191	2.58	-	69.90

802.11g_Nss1,(6Mbps)_2TX

31/07/2019

2437MHz_TX



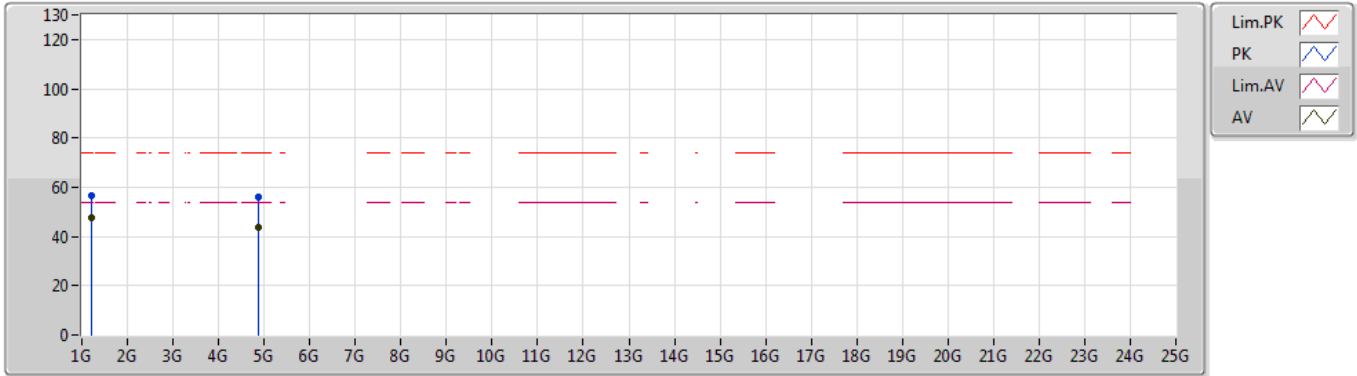
EUT_Z_2TX
 Setting 16
 02-M-1
 FSU(100015)

Type	Freq (Hz)	Level (dBuV/m)	Limit (dBuV/m)	Margin (dB)	Factor (dB)	Dist (m)	Condition	Azimuth (°)	Height (m)	Comment	Raw (dBuV)
PK	2.3886G	66.77	74.00	-7.23	31.20	3	Vertical	32	2.14	-	35.57
AV	2.3898G	47.46	54.00	-6.54	31.20	3	Vertical	32	2.14	-	16.26
PK	2.4442G	109.25	Inf	-Inf	31.32	3	Vertical	32	2.14	-	77.93
AV	2.4394G	99.62	Inf	-Inf	31.31	3	Vertical	32	2.14	-	68.31
PK	2.489G	68.88	74.00	-5.12	31.41	3	Vertical	32	2.14	-	37.47
AV	2.4838G	48.12	54.00	-5.88	31.39	3	Vertical	32	2.14	-	16.73

802.11g_Nss1,(6Mbps)_2TX

31/07/2019

2437MHz_TX



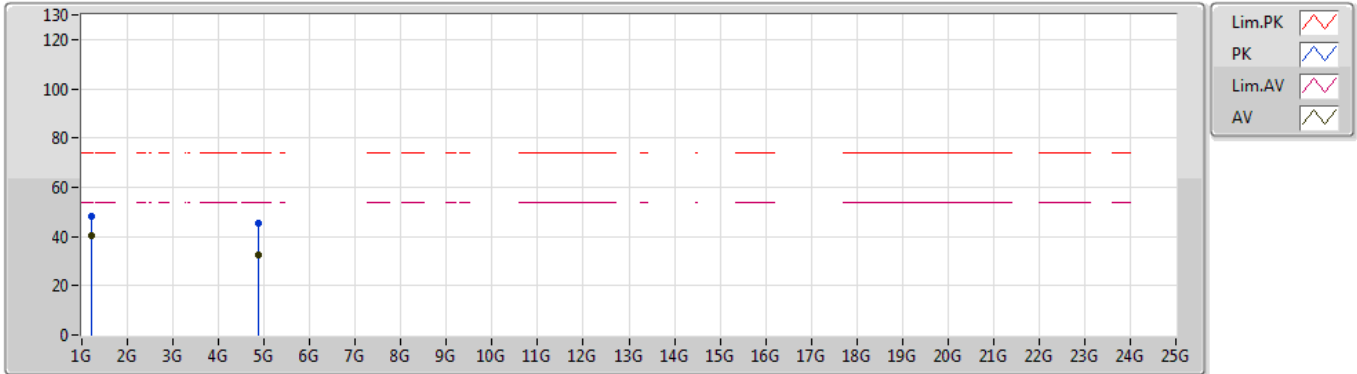
EUT X_2TX
Setting 16
02-M-1
FSU(100015)

Type	Freq (Hz)	Level (dBuV/m)	Limit (dBuV/m)	Margin (dB)	Factor (dB)	Dist (m)	Condition	Azimuth (°)	Height (m)	Comment	Raw (dBuV)
PK	1.2184G	56.65	74.00	-17.35	-6.49	3	Vertical	162	1.30	-	63.14
AV	1.21844G	47.49	54.00	-6.51	-6.49	3	Vertical	162	1.30	-	53.98
PK	4.8719G	56.22	74.00	-17.78	7.28	3	Vertical	108	1.55	-	48.94
AV	4.8769G	43.47	54.00	-10.53	7.30	3	Vertical	108	1.55	-	36.17

802.11g_Nss1,(6Mbps)_2TX

31/07/2019

2437MHz_TX



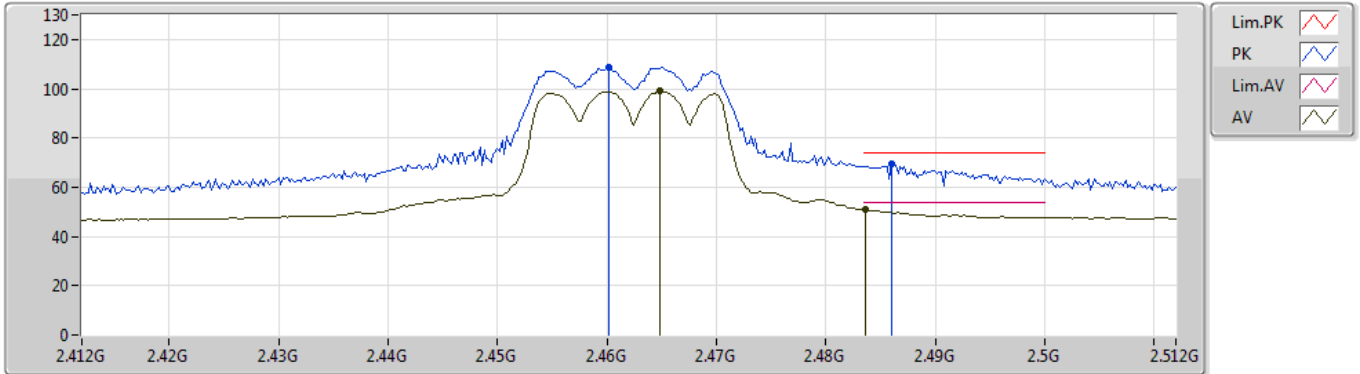
EUT X_2TX
 Setting 16
 02-M-1
 FSU(100015)

Type	Freq (Hz)	Level (dBuV/m)	Limit (dBuV/m)	Margin (dB)	Factor (dB)	Dist (m)	Condition	Azimuth (°)	Height (m)	Comment	Raw (dBuV)
PK	1.21832G	48.01	74.00	-25.99	-6.49	3	Horizontal	119	1.02	-	54.50
AV	1.21848G	40.36	54.00	-13.64	-6.49	3	Horizontal	119	1.02	-	46.85
PK	4.87256G	45.46	74.00	-28.54	7.28	3	Horizontal	197	1.00	-	38.18
AV	4.87224G	32.58	54.00	-21.42	7.28	3	Horizontal	197	1.00	-	25.30

802.11g_Nss1,(6Mbps)_2TX

31/07/2019

2462MHz_TX



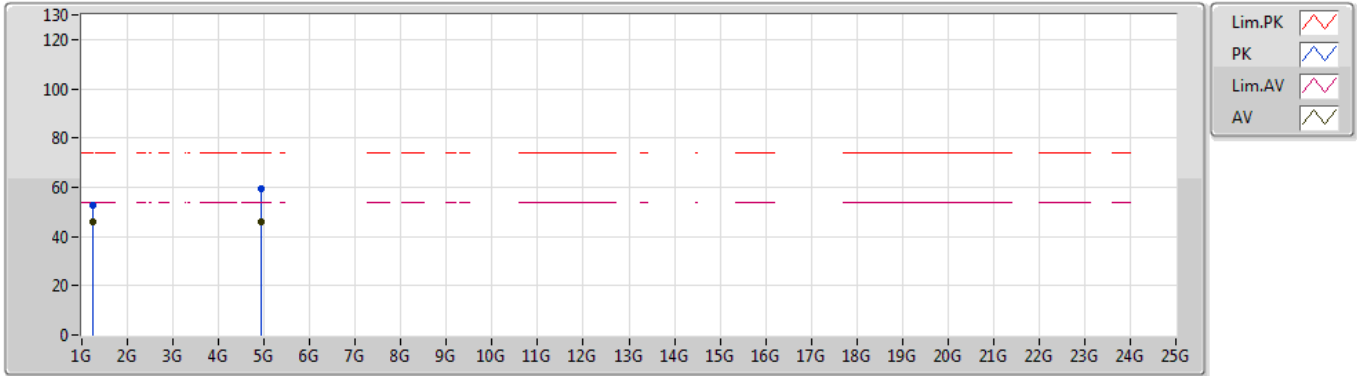
EUT Z_2TX
Setting 14
02-M-1
FSU(100015)

Type	Freq (Hz)	Level (dBuV/m)	Limit (dBuV/m)	Margin (dB)	Factor (dB)	Dist (m)	Condition	Azimuth (°)	Height (m)	Comment	Raw (dBuV)
PK	2.4602G	108.50	Inf	-Inf	31.35	3	Vertical	307	2.28	-	77.15
AV	2.4648G	98.97	Inf	-Inf	31.36	3	Vertical	307	2.28	-	67.61
PK	2.486G	69.33	74.00	-4.67	31.40	3	Vertical	307	2.28	-	37.93
AV	2.4836G	50.76	54.00	-3.24	31.39	3	Vertical	307	2.28	-	19.37

802.11g_Nss1,(6Mbps)_2TX

31/07/2019

2462MHz_TX



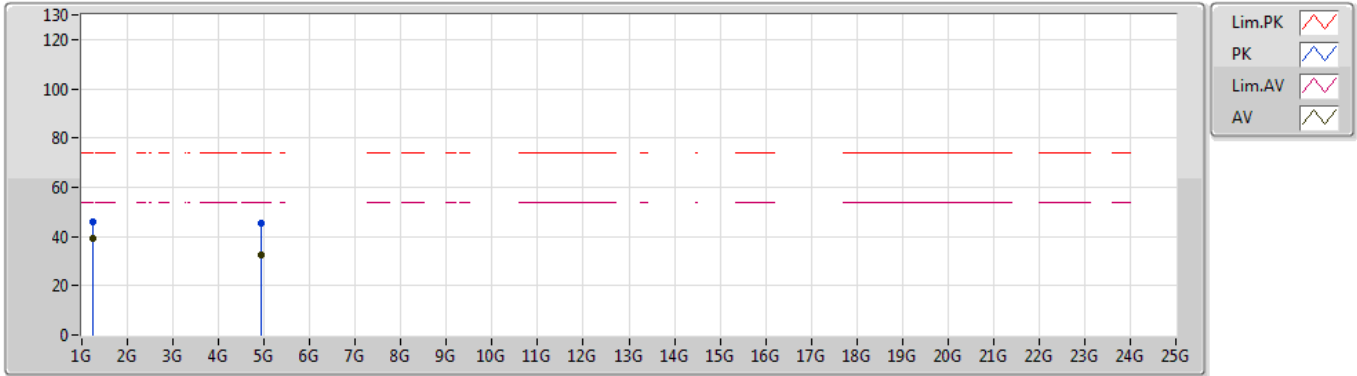
EUT X_2TX
Setting 14
02-M-1
FSU(100015)

Type	Freq (Hz)	Level (dBuV/m)	Limit (dBuV/m)	Margin (dB)	Factor (dB)	Dist (m)	Condition	Azimuth (°)	Height (m)	Comment	Raw (dBuV)
PK	1.23097G	52.94	74.00	-21.06	-6.39	3	Vertical	158	1.71	-	59.33
AV	1.23094G	46.11	54.00	-7.89	-6.39	3	Vertical	158	1.71	-	52.50
PK	4.9252G	59.12	74.00	-14.88	7.42	3	Vertical	135	2.01	-	51.70
AV	4.9255G	46.19	54.00	-7.81	7.42	3	Vertical	135	2.01	-	38.77

802.11g_Nss1,(6Mbps)_2TX

31/07/2019

2462MHz_TX



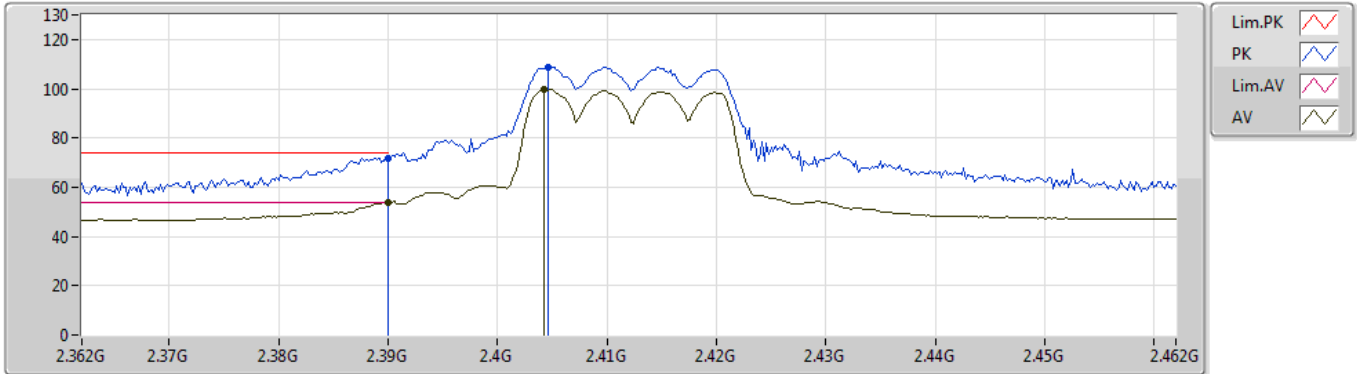
EUT X_2TX
Setting 14
02-M-1
FSU(100015)

Type	Freq (Hz)	Level (dBuV/m)	Limit (dBuV/m)	Margin (dB)	Factor (dB)	Dist (m)	Condition	Azimuth (°)	Height (m)	Comment	Raw (dBuV)
PK	1.23104G	45.99	74.00	-28.01	-6.39	3	Horizontal	118	1.11	-	52.38
AV	1.23101G	39.30	54.00	-14.70	-6.39	3	Horizontal	118	1.11	-	45.69
PK	4.9207G	45.45	74.00	-28.55	7.39	3	Horizontal	258	1.50	-	38.06
AV	4.9258G	32.46	54.00	-21.54	7.42	3	Horizontal	258	1.50	-	25.04

802.11n HT20_Nss1,(MCS0)_2TX

31/07/2019

2412MHz_TX



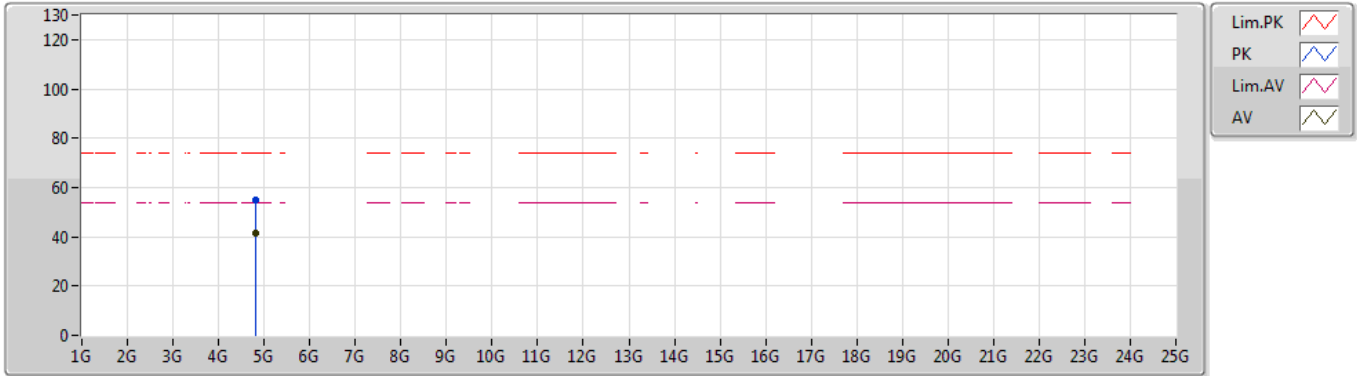
EUT_Z_2TX
Setting 14
02-M-1
FSU(100015)

Type	Freq (Hz)	Level (dBuV/m)	Limit (dBuV/m)	Margin (dB)	Factor (dB)	Dist (m)	Condition	Azimuth (°)	Height (m)	Comment	Raw (dBuV)
PK	2.39G	71.85	74.00	-2.15	31.20	3	Vertical	300	2.39	-	40.65
AV	2.39G	53.83	54.00	-0.17	31.20	3	Vertical	300	2.39	-	22.63
PK	2.404G	108.95	Inf	-Inf	31.24	3	Vertical	300	2.39	-	77.71
AV	2.404G	99.79	Inf	-Inf	31.24	3	Vertical	300	2.39	-	68.55

802.11n HT20_Nss1,(MCS0)_2TX

31/07/2019

2412MHz_TX



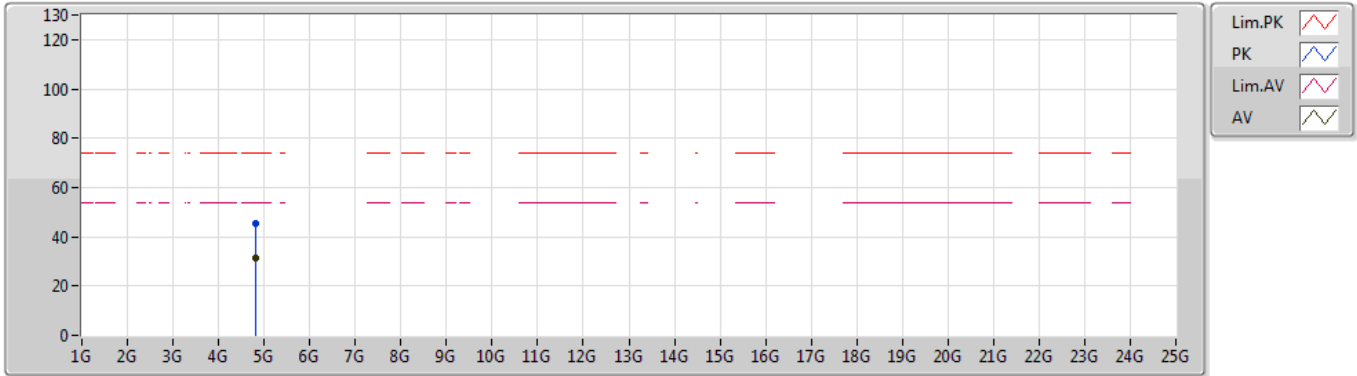
EUT X_2TX
Setting 14
02-M-1
FSU(100015)

Type	Freq (Hz)	Level (dBuV/m)	Limit (dBuV/m)	Margin (dB)	Factor (dB)	Dist (m)	Condition	Azimuth (°)	Height (m)	Comment	Raw (dBuV)
PK	4.8271G	54.81	74.00	-19.19	7.18	3	Vertical	118	1.61	-	47.63
AV	4.8269G	41.55	54.00	-12.45	7.18	3	Vertical	118	1.61	-	34.37

802.11n HT20_Nss1,(MCS0)_2TX

31/07/2019

2412MHz_TX



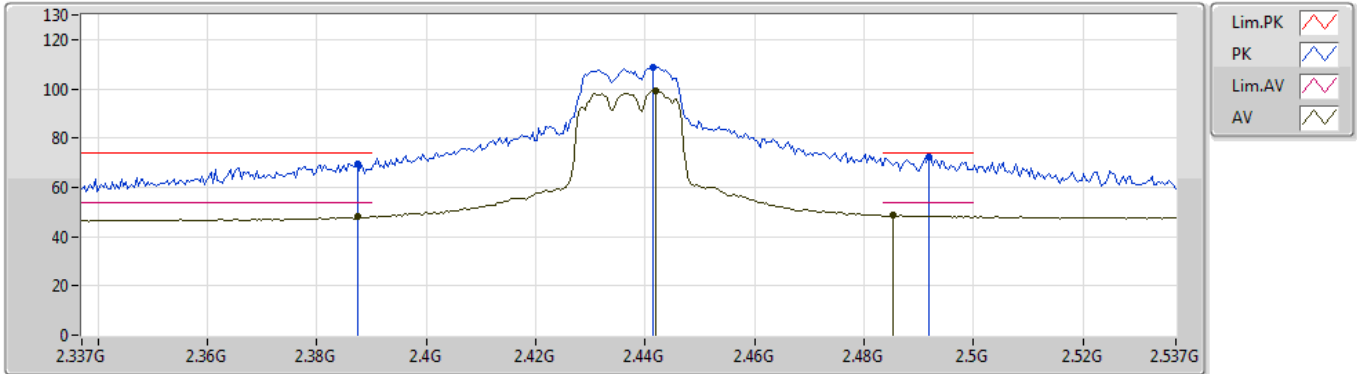
EUT X_2TX
Setting 14
02-M-1
FSU(100015)

Type	Freq (Hz)	Level (dBuV/m)	Limit (dBuV/m)	Margin (dB)	Factor (dB)	Dist (m)	Condition	Azimuth (°)	Height (m)	Comment	Raw (dBuV)
PK	4.825G	45.13	74.00	-28.87	7.18	3	Horizontal	321	1.53	-	37.95
AV	4.8233G	31.60	54.00	-22.40	7.16	3	Horizontal	321	1.53	-	24.44

802.11n HT20_Nss1,(MCS0)_2TX

31/07/2019

2437MHz_TX



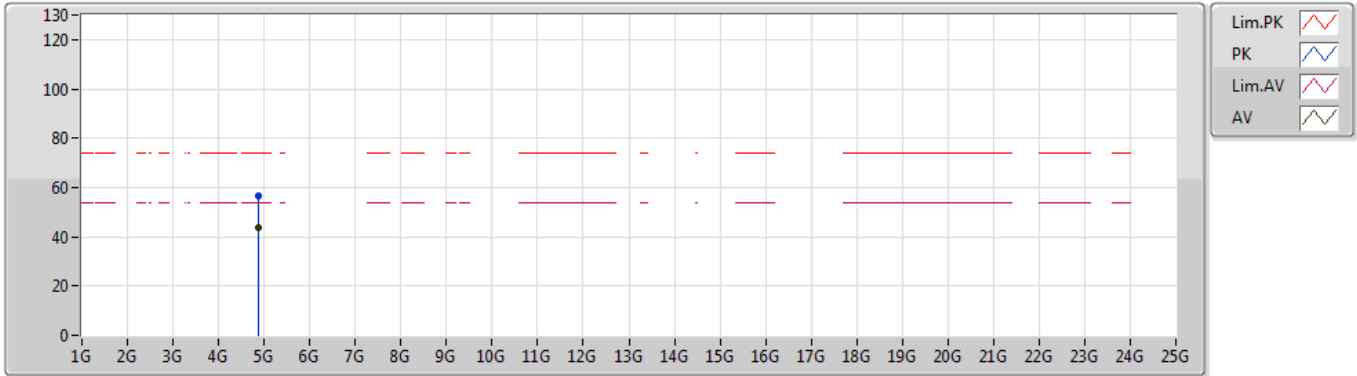
EUT_Z_2TX
Setting 16
02-M-1
FSU(100015)

Type	Freq (Hz)	Level (dBuV/m)	Limit (dBuV/m)	Margin (dB)	Factor (dB)	Dist (m)	Condition	Azimuth (°)	Height (m)	Comment	Raw (dBuV)
PK	2.3874G	69.62	74.00	-4.38	31.20	3	Vertical	37	2.11	-	38.42
AV	2.3874G	47.95	54.00	-6.05	31.20	3	Vertical	37	2.11	-	16.75
PK	2.4414G	108.81	Inf	-Inf	31.32	3	Vertical	37	2.11	-	77.49
AV	2.4418G	99.28	Inf	-Inf	31.32	3	Vertical	37	2.11	-	67.96
PK	2.4918G	72.47	74.00	-1.53	31.42	3	Vertical	37	2.11	-	41.05
AV	2.4854G	48.63	54.00	-5.37	31.40	3	Vertical	37	2.11	-	17.23

802.11n HT20_Nss1,(MCS0)_2TX

31/07/2019

2437MHz_TX



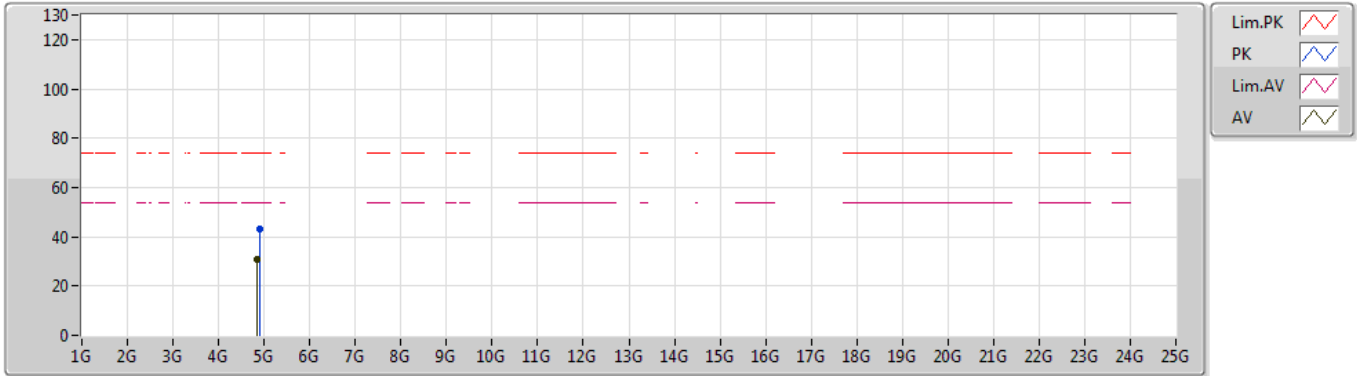
EUT X_2TX
Setting 16
02-M-1
FSU(100015)

Type	Freq (Hz)	Level (dBuV/m)	Limit (dBuV/m)	Margin (dB)	Factor (dB)	Dist (m)	Condition	Azimuth (°)	Height (m)	Comment	Raw (dBuV)
PK	4.8773G	56.37	74.00	-17.63	7.30	3	Vertical	115	1.61	-	49.07
AV	4.8774G	43.50	54.00	-10.50	7.30	3	Vertical	115	1.61	-	36.20

802.11n HT20_Nss1,(MCS0)_2TX

31/07/2019

2437MHz_TX



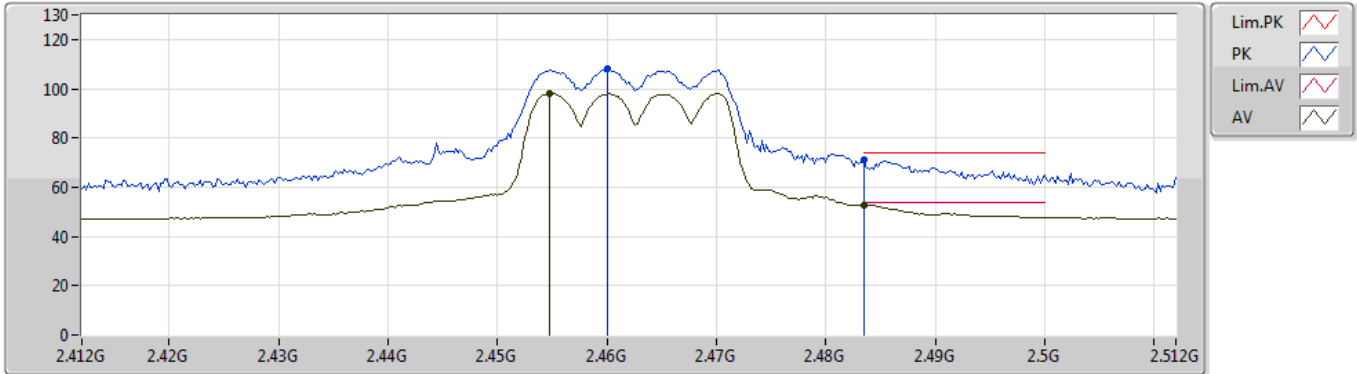
EUT X_2TX
Setting 16
02-M-1
FSU(100015)

Type	Freq (Hz)	Level (dBuV/m)	Limit (dBuV/m)	Margin (dB)	Factor (dB)	Dist (m)	Condition	Azimuth (°)	Height (m)	Comment	Raw (dBuV)
PK	4.8955G	43.41	74.00	-30.59	7.34	3	Horizontal	39	1.70	-	36.07
AV	4.853G	30.95	54.00	-23.05	7.24	3	Horizontal	39	1.70	-	23.71

802.11n HT20_Nss1,(MCS0)_2TX

31/07/2019

2462MHz_TX



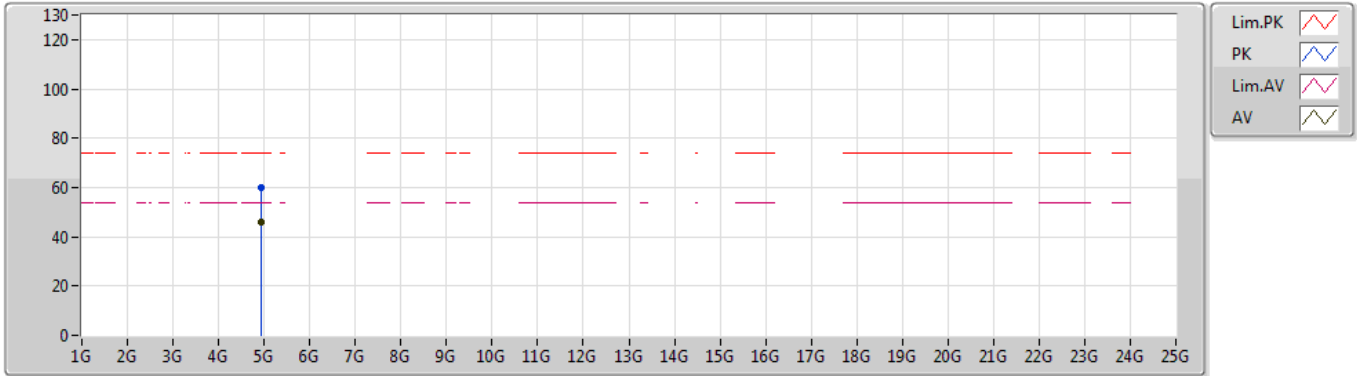
EUT Z_2TX
Setting 14
02-M-1
FSU(100015)

Type	Freq (Hz)	Level (dBuV/m)	Limit (dBuV/m)	Margin (dB)	Factor (dB)	Dist (m)	Condition	Azimuth (°)	Height (m)	Comment	Raw (dBuV)
PK	2.46G	107.89	Inf	-Inf	31.35	3	Vertical	311	2.54	-	76.54
AV	2.4548G	98.15	Inf	-Inf	31.34	3	Vertical	311	2.54	-	66.81
PK	2.4835G	71.27	74.00	-2.73	31.39	3	Vertical	311	2.54	-	39.88
AV	2.4835G	52.89	54.00	-1.11	31.39	3	Vertical	311	2.54	-	21.50

802.11n HT20_Nss1,(MCS0)_2TX

31/07/2019

2462MHz_TX



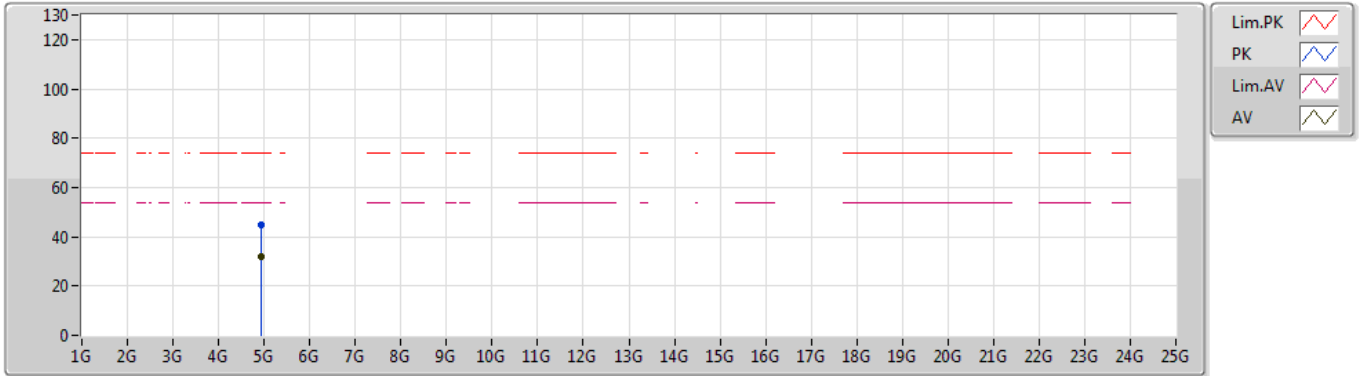
EUT X_2TX
Setting 14
02-M-1
FSU(100015)

Type	Freq (Hz)	Level (dBuV/m)	Limit (dBuV/m)	Margin (dB)	Factor (dB)	Dist (m)	Condition	Azimuth (°)	Height (m)	Comment	Raw (dBuV)
PK	4.9254G	59.70	74.00	-14.30	7.42	3	Vertical	145	1.91	-	52.28
AV	4.9255G	45.99	54.00	-8.01	7.42	3	Vertical	145	1.91	-	38.57

802.11n HT20_Nss1,(MCS0)_2TX

31/07/2019

2462MHz_TX



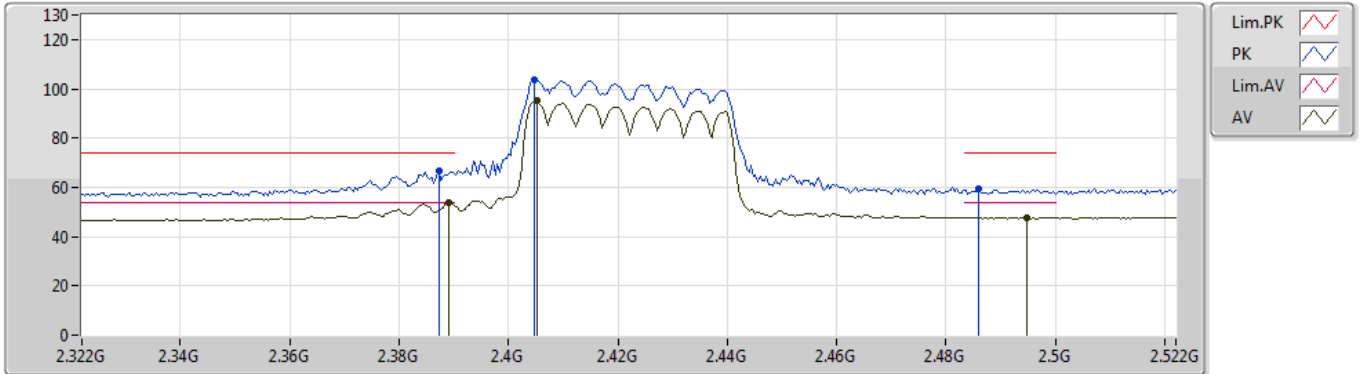
EUT X_2TX
Setting 14
02-M-1
FSU(100015)

Type	Freq (Hz)	Level (dBuV/m)	Limit (dBuV/m)	Margin (dB)	Factor (dB)	Dist (m)	Condition	Azimuth (°)	Height (m)	Comment	Raw (dBuV)
PK	4.9463G	44.72	74.00	-29.28	7.46	3	Horizontal	110	1.85	-	37.26
AV	4.9259G	32.08	54.00	-21.92	7.42	3	Horizontal	110	1.85	-	24.66

802.11n HT40_Nss1,(MCS0)_2TX

31/07/2019

2422MHz_TX



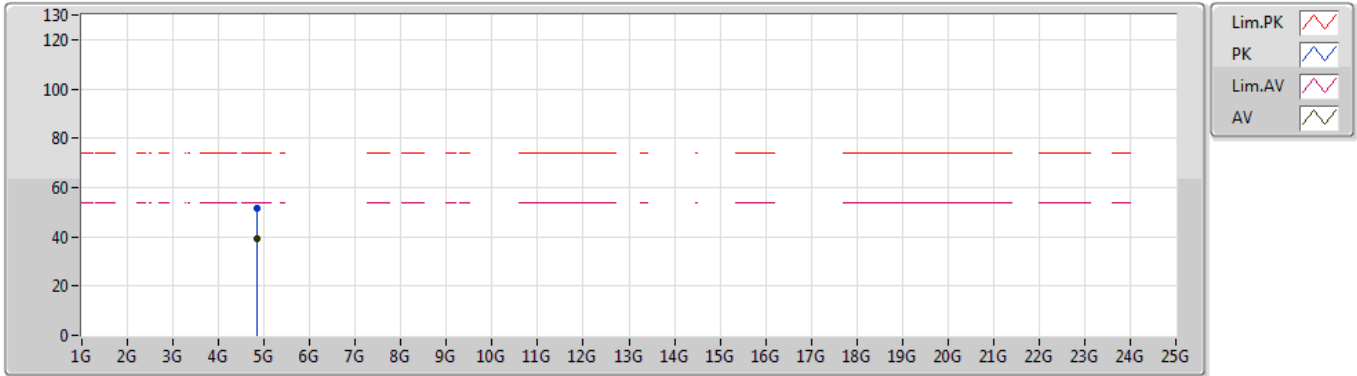
EUT_Z_2TX
Setting 11
02-M-1
FSU(100015)

Type	Freq (Hz)	Level (dBuV/m)	Limit (dBuV/m)	Margin (dB)	Factor (dB)	Dist (m)	Condition	Azimuth (°)	Height (m)	Comment	Raw (dBuV)
PK	2.3872G	66.43	74.00	-7.57	31.20	3	Vertical	167	2.62	-	35.23
AV	2.3892G	53.80	54.00	-0.20	31.20	3	Vertical	167	2.62	-	22.60
PK	2.4048G	103.73	Inf	-Inf	31.24	3	Vertical	167	2.62	-	72.49
AV	2.4052G	95.12	Inf	-Inf	31.24	3	Vertical	167	2.62	-	63.88
PK	2.486G	59.19	74.00	-14.81	31.40	3	Vertical	167	2.62	-	27.79
AV	2.4948G	47.78	54.00	-6.22	31.42	3	Vertical	167	2.62	-	16.36

802.11n HT40_Nss1,(MCS0)_2TX

31/07/2019

2422MHz_TX



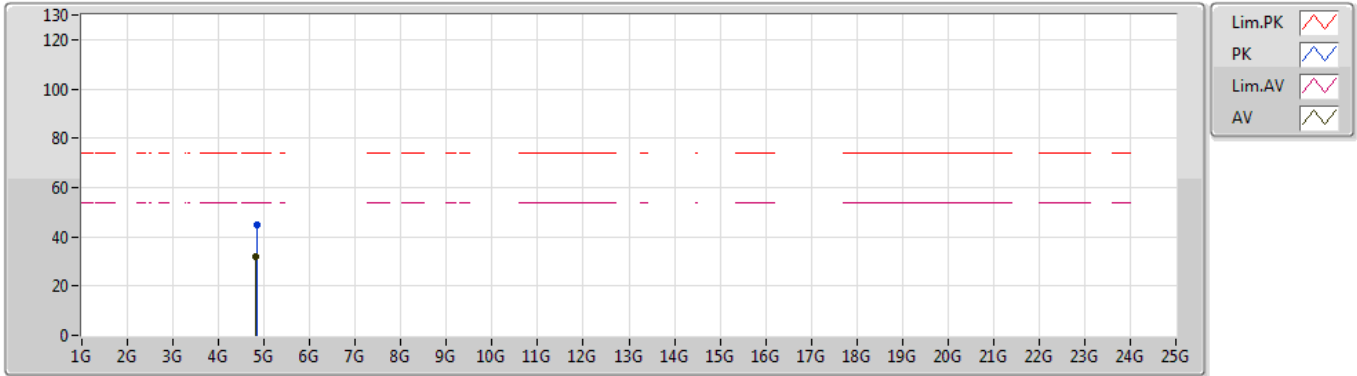
EUT X_2TX
Setting 11
02-M-1
FSU(100015)

Type	Freq (Hz)	Level (dBuV/m)	Limit (dBuV/m)	Margin (dB)	Factor (dB)	Dist (m)	Condition	Azimuth (°)	Height (m)	Comment	Raw (dBuV)
PK	4.8405G	51.53	74.00	-22.47	7.21	3	Vertical	107	1.72	-	44.32
AV	4.8458G	39.00	54.00	-15.00	7.22	3	Vertical	107	1.72	-	31.78

802.11n HT40_Nss1,(MCS0)_2TX

31/07/2019

2422MHz_TX



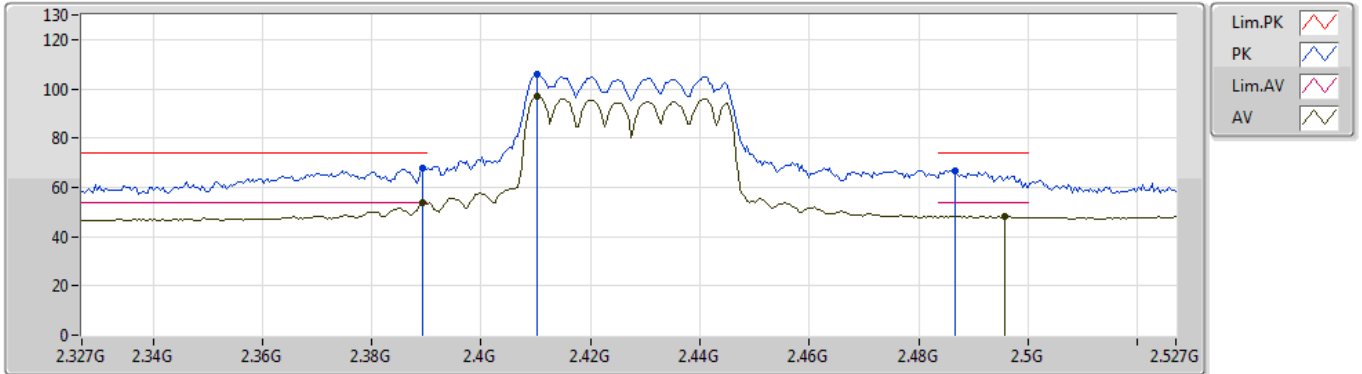
EUT X_2TX
 Setting 11
 02-M-1
 FSU(100015)

Type	Freq (Hz)	Level (dBuV/m)	Limit (dBuV/m)	Margin (dB)	Factor (dB)	Dist (m)	Condition	Azimuth (°)	Height (m)	Comment	Raw (dBuV)
PK	4.8327G	44.57	74.00	-29.43	7.19	3	Horizontal	68	1.69	-	37.38
AV	4.8251G	31.81	54.00	-22.19	7.18	3	Horizontal	68	1.69	-	24.63

802.11n HT40_Nss1,(MCS0)_2TX

31/07/2019

2427MHz_TX



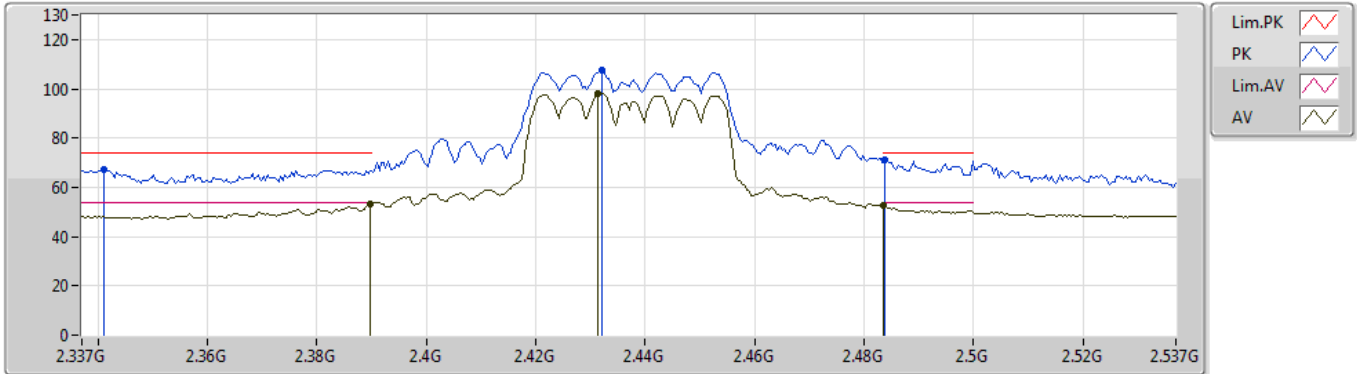
EUT_Z_2TX
Setting 12
02-M-1
FSU(100015)

Type	Freq (Hz)	Level (dBuV/m)	Limit (dBuV/m)	Margin (dB)	Factor (dB)	Dist (m)	Condition	Azimuth (°)	Height (m)	Comment	Raw (dBuV)
PK	2.3894G	67.75	74.00	-6.25	31.20	3	Vertical	193	2.55	-	36.55
AV	2.3894G	53.72	54.00	-0.28	31.20	3	Vertical	193	2.55	-	22.52
PK	2.4102G	106.11	Inf	-Inf	31.25	3	Vertical	193	2.55	-	74.86
AV	2.4102G	96.73	Inf	-Inf	31.25	3	Vertical	193	2.55	-	65.48
PK	2.4866G	66.79	74.00	-7.21	31.40	3	Vertical	193	2.55	-	35.39
AV	2.4958G	48.30	54.00	-5.70	31.42	3	Vertical	193	2.55	-	16.88

802.11n HT40_Nss1,(MCS0)_2TX

31/07/2019

2437MHz_TX



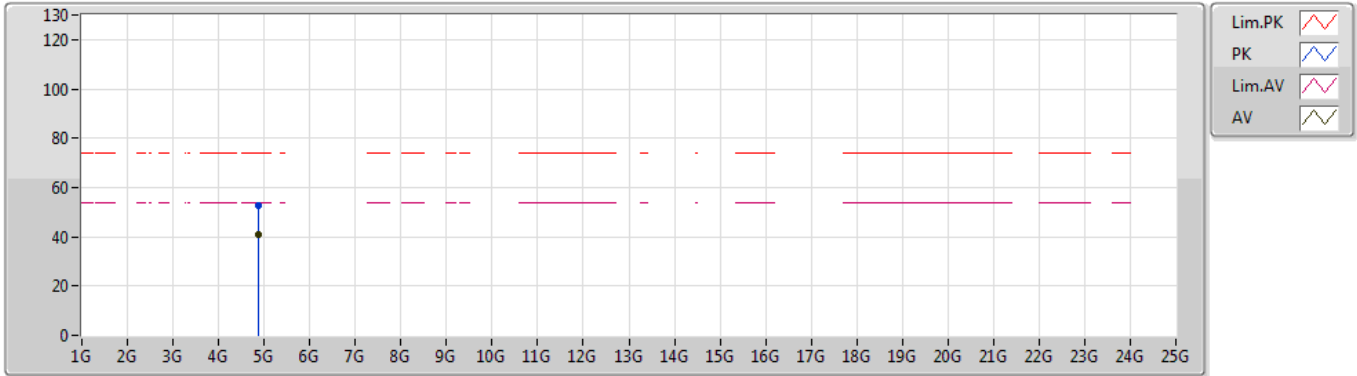
EUT_Z_2TX
Setting 15
02-M-1
FSU(100015)

Type	Freq (Hz)	Level (dBuV/m)	Limit (dBuV/m)	Margin (dB)	Factor (dB)	Dist (m)	Condition	Azimuth (°)	Height (m)	Comment	Raw (dBuV)
PK	2.341G	67.33	74.00	-6.67	31.08	3	Vertical	311	2.84	-	36.25
AV	2.3898G	53.37	54.00	-0.63	31.20	3	Vertical	311	2.84	-	22.17
PK	2.4322G	107.52	Inf	-Inf	31.29	3	Vertical	311	2.84	-	76.23
AV	2.4314G	98.17	Inf	-Inf	31.29	3	Vertical	311	2.84	-	66.88
PK	2.4838G	71.34	74.00	-2.66	31.39	3	Vertical	311	2.84	-	39.95
AV	2.4835G	52.41	54.00	-1.59	31.39	3	Vertical	311	2.84	-	21.02

802.11n HT40_Nss1,(MCS0)_2TX

31/07/2019

2437MHz_TX



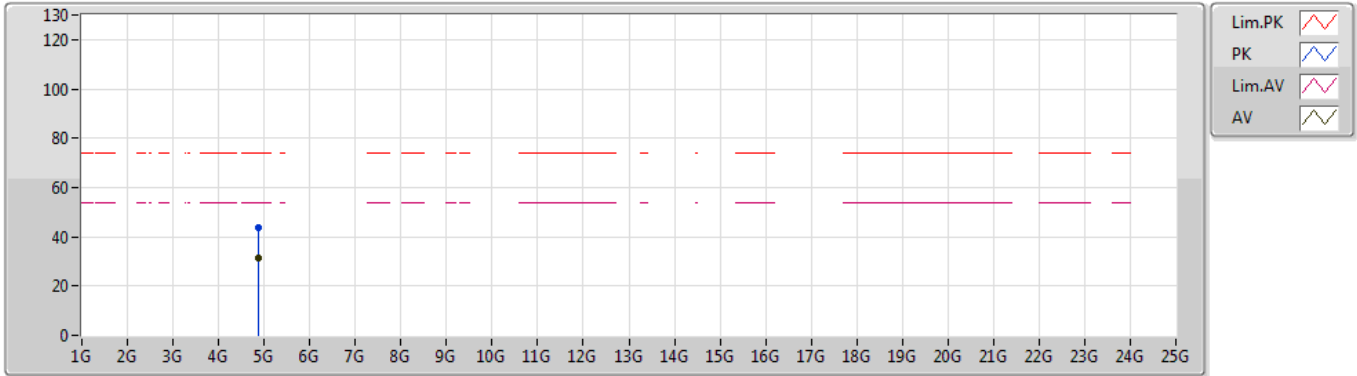
EUT X_2TX
Setting 15
02-M-1
FSU(100015)

Type	Freq (Hz)	Level (dBuV/m)	Limit (dBuV/m)	Margin (dB)	Factor (dB)	Dist (m)	Condition	Azimuth (°)	Height (m)	Comment	Raw (dBuV)
PK	4.8704G	52.83	74.00	-21.17	7.27	3	Vertical	145	1.83	-	45.56
AV	4.8759G	41.02	54.00	-12.98	7.29	3	Vertical	145	1.83	-	33.73

802.11n HT40_Nss1,(MCS0)_2TX

31/07/2019

2437MHz_TX



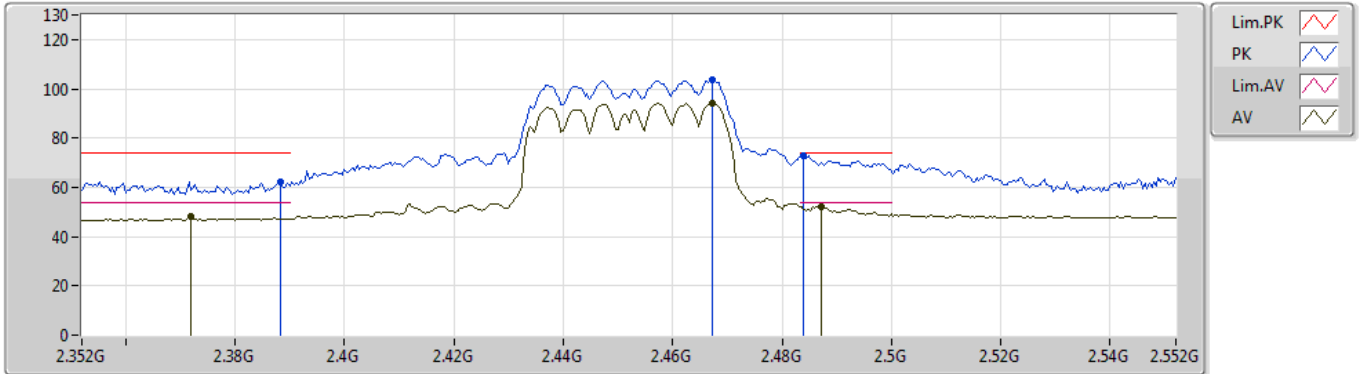
EUT X_2TX
Setting 15
02-M-1
FSU(100015)

Type	Freq (Hz)	Level (dBuV/m)	Limit (dBuV/m)	Margin (dB)	Factor (dB)	Dist (m)	Condition	Azimuth (°)	Height (m)	Comment	Raw (dBuV)
PK	4.8653G	43.68	74.00	-30.32	7.26	3	Horizontal	21	1.63	-	36.42
AV	4.8886G	31.47	54.00	-22.53	7.33	3	Horizontal	21	1.63	-	24.14

802.11n HT40_Nss1,(MCS0)_2TX

31/07/2019

2452MHz_TX



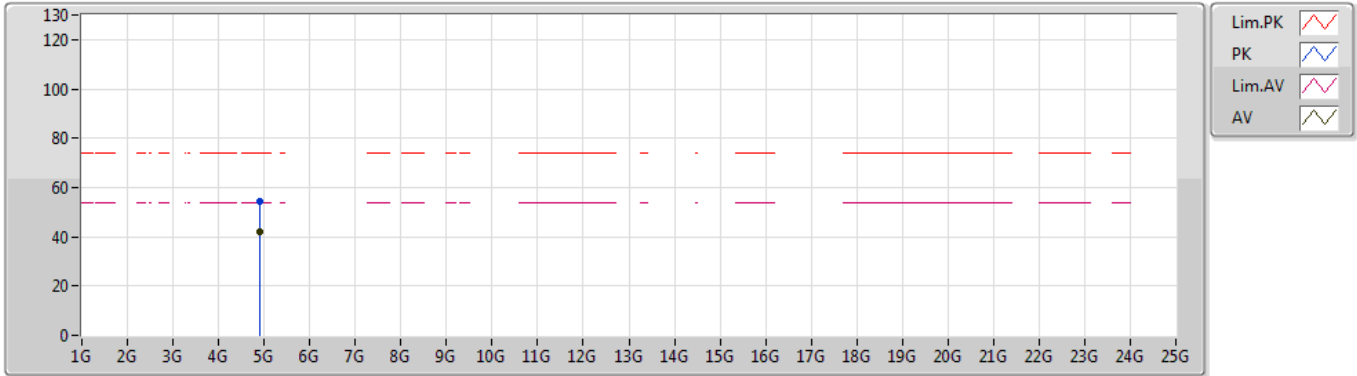
EUT_Z_2TX
Setting 13
02-M-1
FSU(100015)

Type	Freq (Hz)	Level (dBuV/m)	Limit (dBuV/m)	Margin (dB)	Factor (dB)	Dist (m)	Condition	Azimuth (°)	Height (m)	Comment	Raw (dBuV)
PK	2.3884G	62.20	74.00	-11.80	31.20	3	Vertical	34	2.32	-	31.00
AV	2.372G	48.02	54.00	-5.98	31.16	3	Vertical	34	2.32	-	16.86
PK	2.4672G	103.84	Inf	-Inf	31.37	3	Vertical	34	2.32	-	72.47
AV	2.4672G	94.39	Inf	-Inf	31.37	3	Vertical	34	2.32	-	63.02
PK	2.484G	72.76	74.00	-1.24	31.39	3	Vertical	34	2.32	-	41.37
AV	2.4872G	52.31	54.00	-1.69	31.40	3	Vertical	34	2.32	-	20.91

802.11n HT40_Nss1,(MCS0)_2TX

31/07/2019

2452MHz_TX



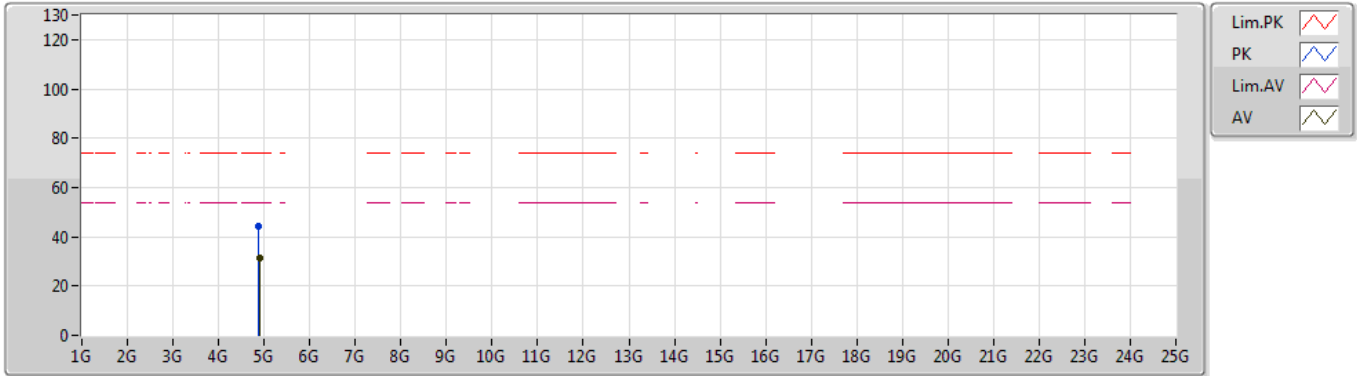
EUT X_2TX
Setting 13
02-M-1
FSU(100015)

Type	Freq (Hz)	Level (dBuV/m)	Limit (dBuV/m)	Margin (dB)	Factor (dB)	Dist (m)	Condition	Azimuth (°)	Height (m)	Comment	Raw (dBuV)
PK	4.90526G	54.31	74.00	-19.69	7.36	3	Vertical	144	2.23	-	46.95
AV	4.90568G	41.99	54.00	-12.01	7.36	3	Vertical	144	2.23	-	34.63

802.11n HT40_Nss1,(MCS0)_2TX

31/07/2019

2452MHz_TX



EUT X_2TX
 Setting 13
 02-M-1
 FSU(100015)

Type	Freq (Hz)	Level (dBuV/m)	Limit (dBuV/m)	Margin (dB)	Factor (dB)	Dist (m)	Condition	Azimuth (°)	Height (m)	Comment	Raw (dBuV)
PK	4.889G	44.37	74.00	-29.63	7.33	3	Horizontal	239	1.64	-	37.04
AV	4.9175G	31.51	54.00	-22.49	7.38	3	Horizontal	239	1.64	-	24.13

