





## PHOTOGRAPHS OF THE TEST CONFIGURATION CONDUCTED EMISSION TEST (Mode 1~2)





### RADIATED EMISSION TEST (for 2.4G & 5G\_PIFA Ant.) (Below 1GHz)








# RADIATED EMISSION TEST (for 2.4G & 5G\_PIFA Ant.) (Above 1GHz)







### RADIATED EMISSION TEST (for 2.4G\_PCB Ant.) (Below 1GHz)








### RADIATED EMISSION TEST (for 2.4G\_PCB Ant.) (Above 1GHz)








### RADIATED EMISSION TEST (for 5G\_PCB Ant.) (Below 1GHz)





### RADIATED EMISSION TEST (for 5G\_PCB Ant.) (Above 1GHz)

