





PHOTOGRAPHS OF THE TEST CONFIGURATION CONDUCTED EMISSION TEST






RADIATED EMISSION TEST (Chip antenna, Below 1GHz)








RADIATED EMISSION TEST (Chip antenna, Above 1GHz)








RADIATED EMISSION TEST (PIFA antenna, Below 1GHz)







RADIATED EMISSION TEST (PIFA antenna, Above 1GHz)







RADIATED EMISSION TEST (PCB antenna, Below 1GHz)







RADIATED EMISSION TEST (PCB antenna, Above 1GHz)



RADIATED EMISSION TEST (Dipole antenna, Below 1GHz)





RADIATED EMISSION TEST (Dipole antenna, Above 1GHz)

