

1. Photographs of Conducted Emissions Test Configuration

Test mode: Mode 2


FRONT VIEW



REAR VIEW



CLOSE-UP VIEW



2. Photographs of Radiated Emissions Test Configuration

Test Configuration: 30MHz~1GHz / Test mode: Mode 1

FRONT VIEW



REAR VIEW




CLOSE-UP VIEW



Test Configuration: Above 1GHz
For Bandedge

FRONT VIEW



REAR VIEW




CLOSE-UP VIEW




For Harmonic


FRONT VIEW



REAR VIEW



CLOSE-UP VIEW



————THE END————