

1. Photographs of Conducted Emissions Test Configuration

Test Mode: Mode 1

FRONT VIEW



REAR VIEW




CLOSE-UP VIEW




2. Photographs of Radiated Emissions Test Configuration

Test Configuration: 30MHz~1GHz / Test Mode: Mode 4

FRONT VIEW



REAR VIEW




CLOSE-UP VIEW




Test Configuration: Above 1GHz

Test Mode: Mode 1 for Bandedge at Z axis

FRONT VIEW



REAR VIEW




CLOSE-UP VIEW




Test Mode: Mode 1 for Radiated emission at X axis

FRONT VIEW



REAR VIEW




CLOSE-UP VIEW




Test Mode: Mode 2 for Bandedge at X axis

FRONT VIEW



REAR VIEW




CLOSE-UP VIEW




Test Mode: Mode 2 for Radiated emission at Y axis

FRONT VIEW



REAR VIEW



CLOSE-UP VIEW



————THE END————