



No. 1 Workshop, M-10, Middle section, Science & Technology Park, Shenzhen, Guangdong, China 518057

Telephone: +86 (0) 755 2601 2053

Fax: +86 (0) 755 2671 0594

Email: sgs_internet_operations@sgs.com

Report No.: SZEM111100473301

Page : 1 of 11

FCC REPORT

Application No. : SZEM1111004733RF
Applicant: Chenghai Qingyi Toys Factory
Product Name: R/C CAR
Operation Frequency: 27.145MHz
FCC ID: TLS75485334828
Standards: FCC PART 15, SUBPART C: 2010 Section 15.227
Date of Receipt: 2011-11-15
Date of Test: 2011-11-15 to 2011-11-28
Date of Issue: 2011-11-29

Test Result :	PASS *
----------------------	---------------

* In the configuration tested, the EUT complied with the standards specified above.

Authorized Signature:



Jack Zhang
EMC Laboratory Manager

The manufacturer should ensure that all products in series production are in conformity with the product sample detailed in this report. If the product in this report is used in any configuration other than that detailed in the report, the manufacturer must ensure the new system complies with all relevant standards. Any mention of SGS International Electrical Approvals or testing done by SGS International Electrical Approvals in connection with, distribution or use of the product described in this report must be approved by SGS International Electrical Approvals in writing.

The report must not be used by the client to claim product certification, approval, or endorsement by NVLAP, NIST, or any agency of the federal government. All test results in this report can be traceable to National or International Standards.

"This document is issued by the Company subject to its General Conditions of Service printed overleaf, available on request or accessible at www.sgs.com/terms_and_conditions.htm and, for electronic format documents, subject to Terms and Conditions for Electronic Documents at www.sgs.com/terms_e-document.htm. Attention is drawn to the limitation of liability, indemnification and jurisdiction issues defined therein. Any holder of this document is advised that information contained hereon reflects the Company's findings at the time of its intervention only and within the limits of Client's instructions, if any. The Company's sole responsibility is to its Client and this document does not exonerate parties to a transaction from exercising all their rights and obligations under the transaction documents. This document cannot be reproduced except in full, without prior written approval of the Company. Any unauthorized alteration, forgery or falsification of the content or appearance of this document is unlawful and offenders may be prosecuted to the fullest extent of the law. Unless otherwise stated the results shown in this test report refer only to the sample(s) tested and such sample(s) are retained for 90 days only."



2 Contents

	Page
1 COVER PAGE	1
2 CONTENTS	2
3 TEST SUMMARY	3
4 GENERAL INFORMATION	4
4.1 CLIENT INFORMATION.....	4
4.2 GENERAL DESCRIPTION OF E.U.T.....	4
4.3 E.U.T. ENVIRONMENT AND TEST MODES	4
4.4 TEST LOCATION	5
4.5 OTHER INFORMATION REQUESTED BY THE CUSTOMER.....	5
4.6 TEST FACILITY	5
4.7 TEST INSTRUMENTS LIST	6
5 TEST RESULT & MEASUREMENT DATA	7
5.1 ANTENNA REQUIRMENT	7
5.2 RADIATED EMISSIONS	7
5.3 OCCUPIED BANDWIDTH	11



3 Test Summary

Test Item	Section in CFR 47	Result
Radiated Emission (25MHz to 1GHz)	Section 15.227	Pass
Occupied Bandwidth	Section 15.215	Pass

Remark: Pass: The EUT complies with the essential requirements in the standard.

Fail: The EUT does not comply with the essential requirements in the standard.



4 General Information

4.1 Client Information

Applicant:	Chenghai Qingyi Toys Factory
Address of Applicant:	Xinan Industrial Area, Chenghai District, Shantou City, 515834, Guangdong, China

4.2 General Description of E.U.T.

Product Name:	R/C CAR
Model No.:	QY1201 QY1202 QY1203 QY1204 QY1205 QY1206 QY1207 QY1208 QY1209 QY1210 QY1211 QY1212 QY1213 QY1214 QY1215 QY1216 QY1217 QY1218 QY1219 QY1220 QY1221 QY1222 QY1223 QY1224 QY1225 QY1226 QY1227 QY1228 QY1229 QY1230 QY1231 QY1232 QY1233 QY1234 QY1235 QY1236 QY1237 QY1238 QY1239 QY1240 Only the model QY1201 was tested, since the electrical circuit design, layout, components used and internal wiring were identical for the above models, with only difference being the model name, color and appearance.
Operation Frequency:	27.145MHz
Power supply:	3.0V DC (1.5V x 2 "AA" Size Batteries)

4.3 E.U.T. Environment and test modes

Operating Environment:	
Temperature:	24.0 °C
Humidity:	51 % RH
Atmospheric Pressure:	1015mbar
Test mode:	
Transmitting mode:	Keep the EUT in Transmitting mode.



4.4 Test Location

All tests were performed at:

SGS-CSTC Standards Technical Services Co., Ltd. Shenzhen Branch E&E Lab

No. 1 Workshop, M-10, Middle section, Science & Technology Park, Shenzhen, Guangdong, China
518057

Telephone: +86 (0) 755 2601 2053 Fax: +86 (0) 755 2671 0594

No tests were sub-contracted.

4.5 Other Information Requested by the Customer

None.

4.6 Test Facility

The test facility is recognized, certified, or accredited by the following organizations:

- **CNAS (No. CNAS L2929)**
CNAS has accredited SGS-CSTC Standards Technical Services Co., Ltd. Shenzhen Branch EMC Lab to ISO/IEC 17025:2005 General Requirements for the Competence of Testing and Calibration Laboratories (CNAS-CL01 Accreditation Criteria for the Competence of Testing and Calibration Laboratories) for the competence in the field of testing.
- **VCCI**
The 3m Semi-anechoic chamber and Shielded Room (7.5m x 4.0m x 3.0m) of SGS-CSTC Standards Technical Services Co., Ltd. have been registered in accordance with the Regulations for Voluntary Control Measures with Registration No.: R-2197 and C-2383 respectively.
Date of Registration: September 29, 2011. Valid until September 28, 2014.
- **FCC – Registration No.: 556682**
SGS-CSTC Standards Technical Services Co., Ltd., Shenzhen EMC Laboratory has been registered and fully described in a report filed with the (FCC) Federal Communications Commission. The acceptance letter from the FCC is maintained in our files. Registration 556682, March 16, 2011
- **Industry Canada (IC)**
The 3m Semi-anechoic chamber of SGS-CSTC Standards Technical Services Co., Ltd. has been registered by Certification and Engineering Bureau of Industry Canada for radio equipment testing with Registration No.: 4620C-1.



4.7 Test Instruments List

RE in Chamber					
Item	Test Equipment	Manufacturer	Model No.	Inventory No.	Cal.Due date (yyyy-mm-dd)
1	3m Semi-Anechoic Chamber	ETS-LINDGREN	N/A	SEL0017	2012-06-10
2	EMI Test Receiver	Rohde & Schwarz	ESIB26	SEL0023	2012-05-26
3	EMI Test software	AUDIX	E3	SEL0050	N/A
4	Coaxial cable	SGS	N/A	SEL0028	2012-05-29
5	BiConiLog Antenna (26-3000MHz)	ETS-LINDGREN	3142C	SEL0015	2012-10-29
6	Double-ridged horn (1-18GHz)	ETS-LINDGREN	3117	SEL0006	2012-10-29
7	Pre-amplifier (0.1-1300MHz)	Agilent Technologies	8447D	SEL0053	2012-05-26
8	Active Loop Antenna	Beijing Daze	ZN30900A	SEL0097	2012-10-29

RF conducted					
Item	Test Equipment	Manufacturer	Model No.	Inventory No.	Cal.Due date (yyyy-mm-dd)
1	Spectrum Analyzer	Rohde & Schwarz	FSP 30	SEL0154	2012-10-23
2	Coaxial cable	SGS	N/A	SEL0028	2012-05-29

General used equipment					
Item	Test Equipment	Manufacturer	Model No.	Inventory No.	Cal.Due date (yyyy-mm-dd)
1	Humidity/ Temperature Indicator	Shanghai	ZJ1-2B	SEL0102 to SEL0103	2012-10-27
2	Humidity/ Temperature Indicator	Shanghai	ZJ1-2B	SEL0101	2012-10-27
3	Barometer	ChangChun	DYM3	SEL0088	2012-05-18

"This document is issued by the Company subject to its General Conditions of Service printed overleaf, available on request or accessible at www.sgs.com/terms_and_conditions.htm and, for electronic format documents, subject to Terms and Conditions for Electronic Documents at www.sgs.com/terms_e-document.htm. Attention is drawn to the limitation of liability, indemnification and jurisdiction issues defined therein. Any holder of this document is advised that information contained hereon reflects the Company's findings at the time of its intervention only and within the limits of Client's instructions, if any. The Company's sole responsibility is to its Client and this document does not exonerate parties to a transaction from exercising all their rights and obligations under the transaction documents. This document cannot be reproduced except in full, without prior written approval of the Company. Any unauthorized alteration, forgery or falsification of the content or appearance of this document is unlawful and offenders may be prosecuted to the fullest extent of the law. Unless otherwise stated the results shown in this test report refer only to the sample(s) tested and such sample(s) are retained for 90 days only."



5 Test Result & Measurement Data	
5.1 Antenna requirement	
Standard requirement:	FCC Part15 C Section 15.203
<p><i>15.203 requirement: An intentional radiator shall be designed to ensure that no antenna other than that furnished by the responsible party shall be used with the device. The use of a permanently attached antenna or of an antenna that uses a unique coupling to the intentional radiator, the manufacturer may design the unit so that a broken antenna can be replaced by the user, but the use of a standard antenna jack or electrical connector is prohibited.</i></p>	
5.2 Radiated Emissions	
Test Requirement:	FCC Part15 C Section 15.227
Test Method:	ANSI C63.10: 2009
Measurement Distance:	3m (Semi-Anechoic Chamber)
Requirements:	Carrier Power will not exceed 80dBuV/m at 3m (Average).
	Out of band emissions shall not exceed:
	40.0 dBμV/m between 30MHz & 88MHz
	43.5 dBμV/m between 88MHz & 216MHz
	46.0 dBμV/m between 216MHz & 960MHz
	54.0 dBμV/m between 960MHz & 1000MHz
Detector:	25MHz to 30MHz RBW=9kHz VBW=30kHz 30MHz to 1000MHz RBW=100kHz VBW=300kHz Above 1000MHz RBW=1MHz VBW=3MHz
Test Procedure:	<ol style="list-style-type: none"> 1. The EUT is placed on a turntable, which is 0.8m above ground plane. 2. The turntable shall be rotated for 360 degrees to determine the position of maximum emission level. 3. EUT is set 3m away from the receiving antenna, which is moved from 1m to 4m to find out the maximum emissions. 4. Maximum procedure was performed on the six highest emissions to ensure EUT compliance. 5. And also, each emission was to be maximized by changing the polarization of receiving antenna both horizontal and vertical. 6. Repeat above procedures until the measurements for all frequencies are complete. 7. The radiation measurements are performed in X, Y, Z axis positioning. Only the worst case is shown in the report.
Test Result:	The unit does meet the FCC Part 15 C Section 15.227 requirements.
27.145MHz Mode	
<p>Test Procedure: For testing performed with the loop antenna, testing was performed in accordance to ANSI C63.10: 2009, section 8.2.1. The center of the loop was positioned 1 m above the ground and positioned with its plane vertical at the specified distance from the EUT. During testing the loop was rotated about its vertical axis for maximum response at each azimuth and also investigated with the loop positioned in the horizontal plane.</p>	

Intentional emission

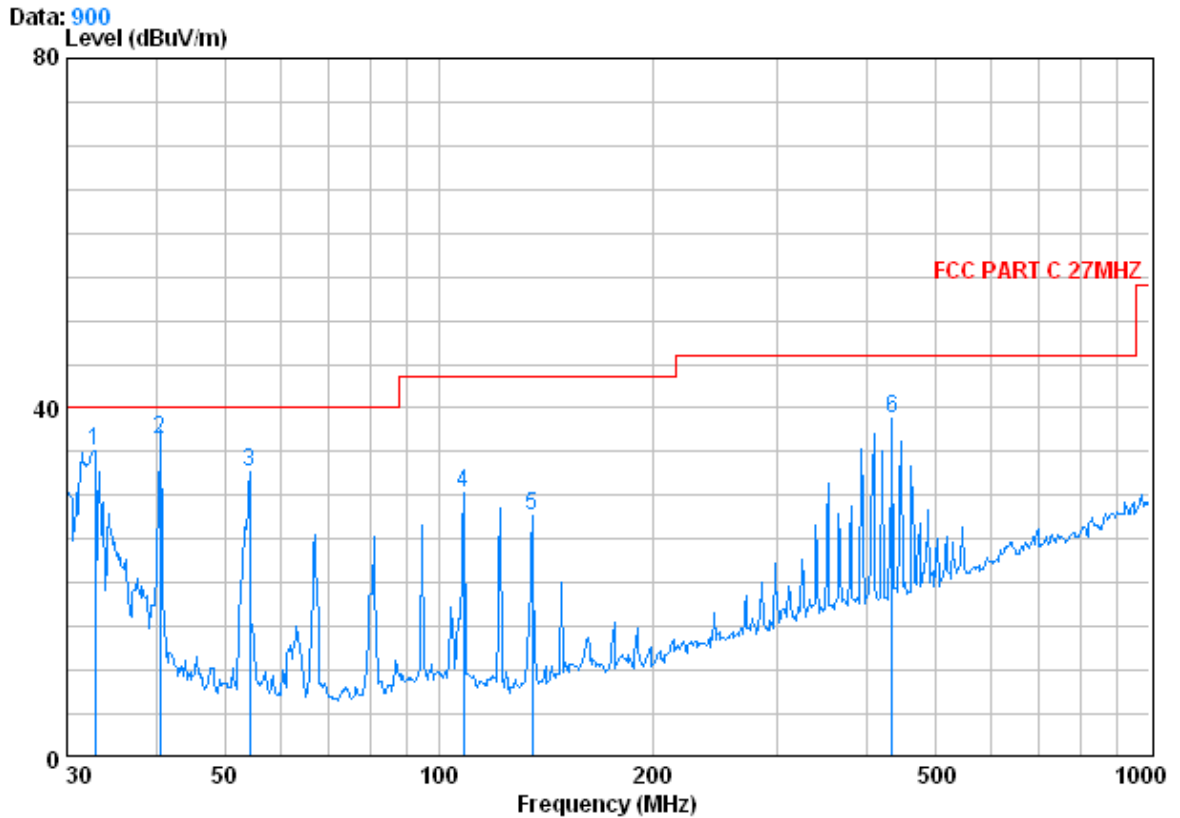
Test Frequency (MHz)	Peak (dB μ V/m)		Limits (dB μ V/m)	Margin (dB)	
	Vertical	Horizontal		Vertical	Horizontal
27.145	63.59	53.61	100.00	36.41	46.39

Test Frequency (MHz)	Average (dB μ V/m)		Limits (dB μ V/m)	Margin (dB)	
	Vertical	Horizontal		Vertical	Horizontal
27.145	62.36	52.33	80.00	17.64	27.67



Other emissions (QP)

Vertical:

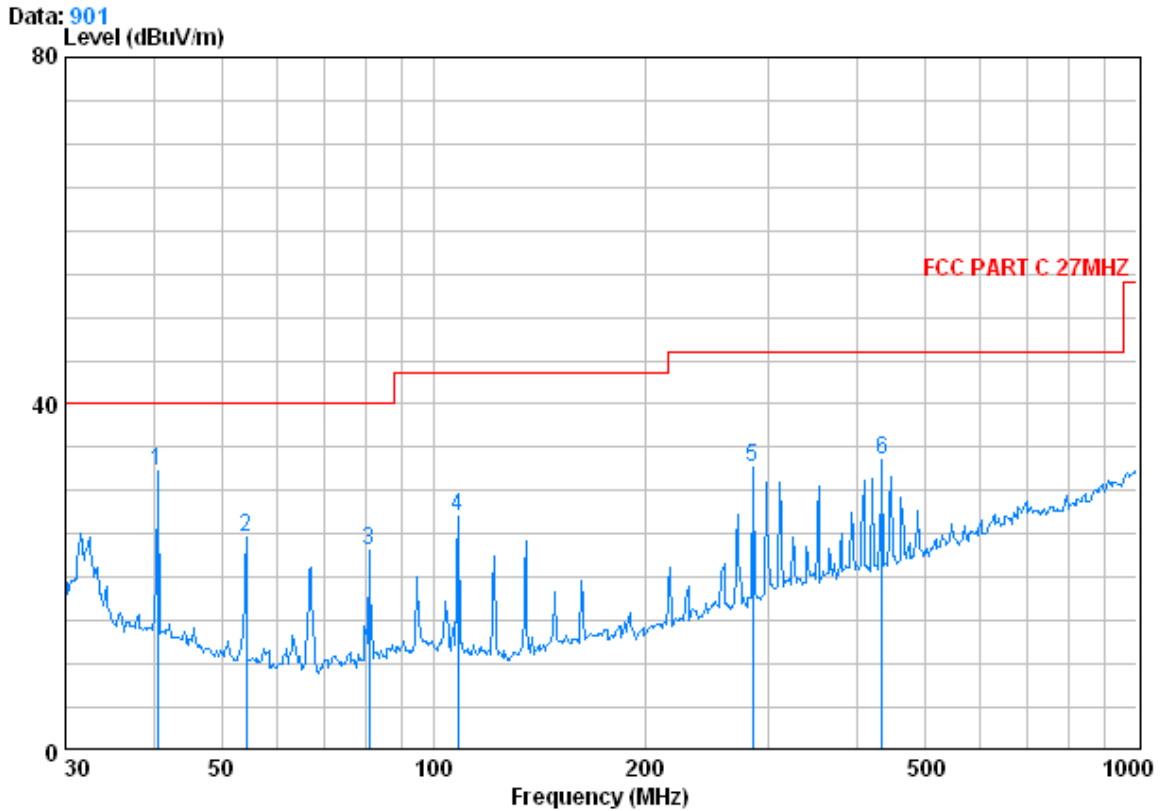


Frequency (MHz)	Cable Loss (dB)	Antenna Factor (dB/m)	Preamp Factor (dB)	Read Level (dBUV)	Quasi-Peak Level (dBUV/m)	Limit Line (dBUV/m)	Over Limit (dB)
32.847	0.60	13.97	27.35	47.94	35.16	40.00	-4.84
40.533	0.61	10.99	27.32	52.11	36.39	40.00	-3.61
54.247	0.80	7.64	27.28	51.52	32.68	40.00	-7.32
108.533	1.23	8.68	27.14	47.57	30.34	43.50	-13.16
135.420	1.29	7.92	26.98	45.47	27.70	43.50	-15.80
434.445	2.35	16.59	27.35	47.27	38.86	46.00	-7.14

"This document is issued by the Company subject to its General Conditions of Service printed overleaf, available on request or accessible at www.sgs.com/terms_and_conditions.htm and, for electronic format documents, subject to Terms and Conditions for Electronic Documents at www.sgs.com/terms_e-document.htm. Attention is drawn to the limitation of liability, indemnification and jurisdiction issues defined therein. Any holder of this document is advised that information contained hereon reflects the Company's findings at the time of its intervention only and within the limits of Client's instructions, if any. The Company's sole responsibility is to its Client and this document does not exonerate parties to a transaction from exercising all their rights and obligations under the transaction documents. This document cannot be reproduced except in full, without prior written approval of the Company. Any unauthorized alteration, forgery or falsification of the content or appearance of this document is unlawful and offenders may be prosecuted to the fullest extent of the law. Unless otherwise stated the results shown in this test report refer only to the sample(s) tested and such sample(s) are retained for 90 days only."



Horizontal:



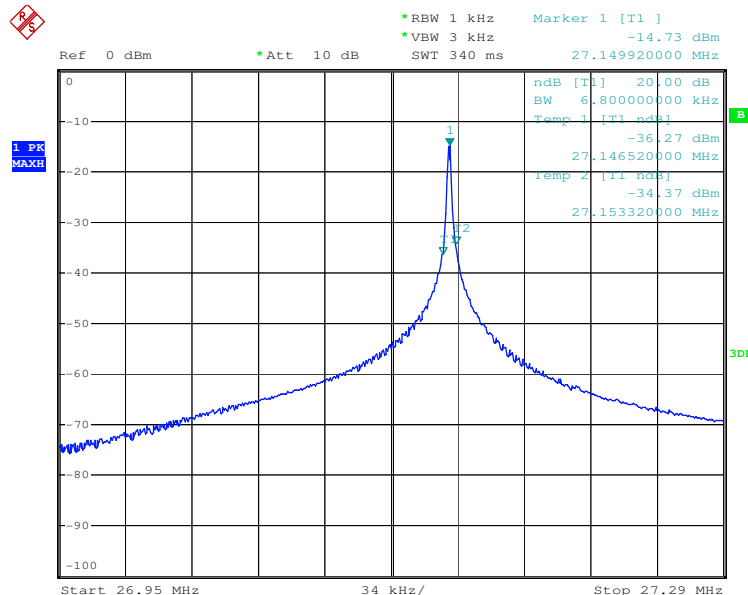
Frequency (MHz)	Cable Loss (dB)	Antenna Factor (dB/m)	Preamp Factor (dB)	Read Level (dBUV)	Quasi-Peak Level (dBUV/m)	Limit Line (dBUV/m)	Over Limit (dB)
40.533	0.61	11.59	27.32	47.30	32.18	40.00	-7.82
54.247	0.80	7.92	27.28	43.18	24.62	40.00	-15.38
81.096	1.10	7.82	27.23	41.48	23.17	40.00	-16.83
108.533	1.23	8.68	27.14	44.24	27.01	43.50	-16.49
284.248	1.83	13.21	26.44	44.16	32.76	46.00	-13.24
434.445	2.35	16.59	27.35	42.01	33.60	46.00	-12.40

Remark:

According to 15.35 (b) When average radiated emission measurements are specified in the regulations, including emission measurements below 1000 MHz, there is also a limit on the radio frequency emissions, as measured using instrumentation with a peak detector function, corresponding to 20 dB above the maximum permitted average limit for the frequency being investigated unless a different peak emission limit is otherwise specified in the rules, e.g., see Section 15.255.

5.3 Occupied Bandwidth	
Test Requirement:	FCC Part 15 C Section 15.215 (C)
Test Method:	ANSI C63.10: 2009
Frequency range:	Operation within the band 26.960 – 27.280 MHz
Requirements:	Intentional radiators operating under the alternative provisions to the general emission limits, as contained in §§ 15.217 through 15.257 and in subpart E of this part, must be designed to ensure that the 20 dB bandwidth of the emission is contained within the frequency band designated in the rule section under which the equipment is operated. The requirement to contain the 20 dB bandwidth of the emission within the specified frequency band includes the effects from frequency sweeping, frequency hopping and other modulation techniques that may be employed as well as the frequency stability of the transmitter over expected variations in temperature and supply voltage. If frequency stability is not specified in the regulations, it is recommended that the fundamental emission be kept within at least the central 80% of the permitted band in order to minimize the possibility of out-of-band operation.
Method of measurement:	The useful radiated emission from the EUT was detected by the spectrum analyser with peak detector. The vertical Scale is set to 10dB per division. The horizontal scale is set to 34kHz per division.
Test Result:	The unit does meet the FCC Part 15 C Section 15.215 requirements.

The graph as below: represents the emissions take for this device.



“This document is issued by the Company subject to its General Conditions of Service printed overleaf, available on request or accessible at www.sgs.com/terms_and_conditions.htm and, for electronic format documents, subject to Terms and Conditions for Electronic Documents at www.sgs.com/terms_e-document.htm. Attention is drawn to the limitation of liability, indemnification and jurisdiction issues defined therein. Any holder of this document is advised that information contained hereon reflects the Company’s findings at the time of its intervention only and within the limits of Client’s instructions, if any. The Company’s sole responsibility is to its Client and this document does not exonerate parties to a transaction from exercising all their rights and obligations under the transaction documents. This document cannot be reproduced except in full, without prior written approval of the Company. Any unauthorized alteration, forgery or falsification of the content or appearance of this document is unlawful and offenders may be prosecuted to the fullest extent of the law. Unless otherwise stated the results shown in this test report refer only to the sample(s) tested and such sample(s) are retained for 90 days only.”