

1. Photographs of Conducted Emissions Test Configuration

Front view



Side view




Under table view




2. Photographs of Radiated Emissions Test Configuration (Non-Beamforming)

For radiated emissions 30MHz~1GHz

Front view




Rear view




For radiated emissions above 1GHz

Front view




Rear view




3. Photographs of Contention Based Protocol Test Configuration

Front view



UT Close up



————THE END————