

1. Photographs of Conducted Emissions Test Configuration

PCB Antenna

Front view



Side view



Under table view



Dipole Antenna




Front view



Side view

Under table view




2. Photographs of Radiated Emissions Test Configuration

For radiated emissions 30MHz~1GHz

PCB Antenna

Front view




Rear view



For radiated emissions above 1GHz

Front view




Rear view



For radiated emissions 30MHz~1GHz
Dipole Antenna

Front view




Rear view



For radiated emissions above 1GHz

Front view



Rear view



————THE END————