

## Test setup photos


- Below 30 MHz (9 kHz ~ 30 MHz)



- Below 1 GHz (30 MHz ~ 1 GHz)




- Conducted Emission




- Am\_A axis



- Am\_B axis



- Am\_C axis




- Am\_D axis




- Am\_E axis




- Am\_F axis




- Vm\_A axis



- Vm\_B axis




- Vm\_C axis



- Vm\_D axis



- Vm\_E axis



- Vm\_F axis

