

# TEST SETUP PHOTO


## 1. Photographs of test setup (JBP\_FCC Part 15B)

### 1-1. Setup for Radiated Test : 30 ~ 1 000 MHz (Adapter Mode)

[ Front ]




[ Rear ]




1-2.Setup for Radiated Test : 30 ~ 1 000 MHz (PoE Mode)

[ Front ]



[ Rear ]




### 1-3.Setup for Radiated Test : Above 1 GHz (Adapter Mode)

[ Front ]




[ Rear ]




1-4.Setup for Radiated Test : Above 1 GHz (PoE Mode)

[ Front ]



[ Rear ]



1-5.Setup for Conducted Test : 0.15 ~ 30 MHz (Adapter Mode)

[ Front ]




[ Rear ]



1-6.Setup for Conducted Test : 0.15 ~ 30 MHz – N / A (PoE Mode)

[ Front ]



[ Rear ]

