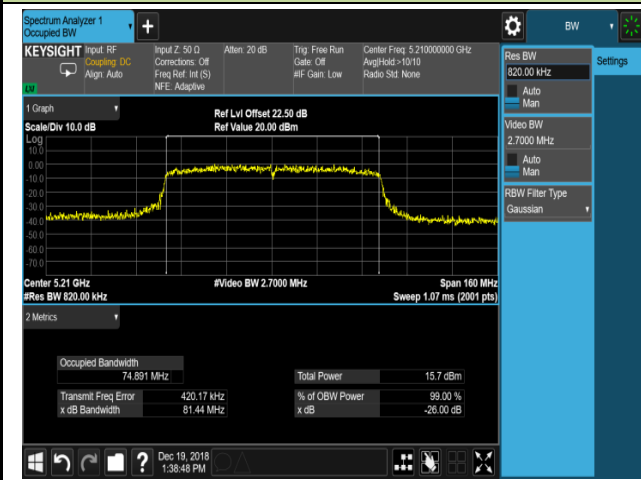
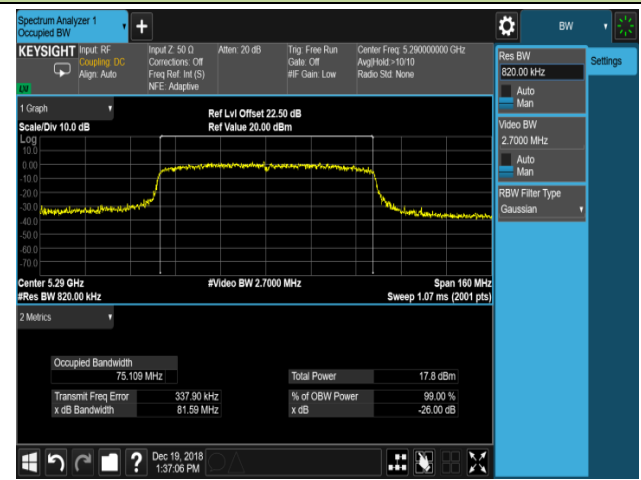


802.11ac-VHT80 26dB Bandwidth & 99% Bandwidth

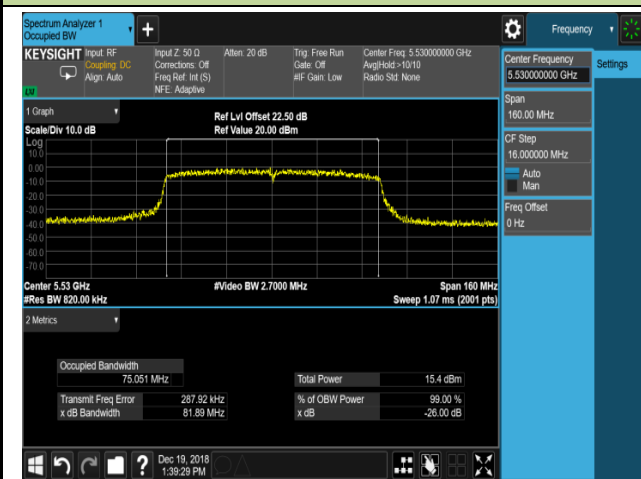
Channel 42 (5210MHz)



Channel 58 (5290MHz)



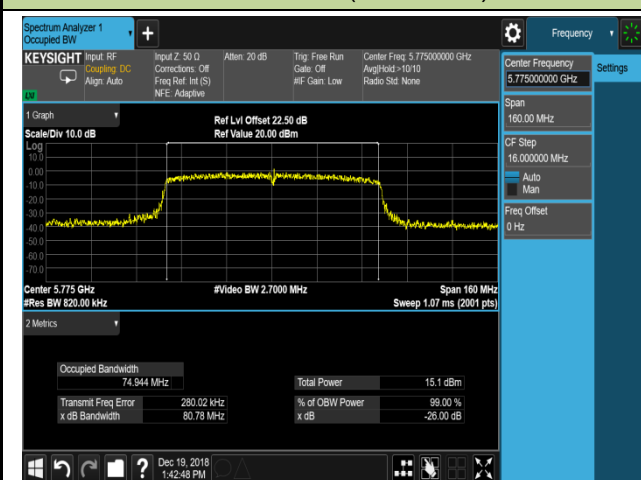
Channel 106 (5530MHz)



Channel 122 (5610MHz)



Channel 155 (5775MHz)



7.3. 6dB Bandwidth Measurement

7.3.1. Test Limit

The minimum 6dB bandwidth shall be at least 500 kHz.

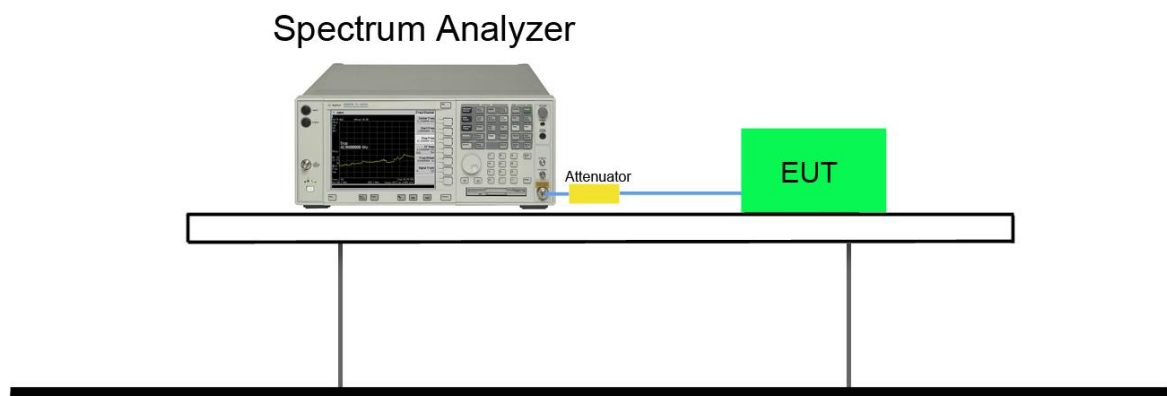
7.3.2. Test Procedure used

KDB 789033 D02v02r01 - Section C.2

7.3.3. Test Setting

1. Set center frequency to the nominal EUT channel center frequency.
2. RBW = 100 kHz.
3. VBW $\geq 3 \times$ RBW.
4. Detector = Peak.
5. Trace mode = max hold.
6. Sweep = auto couple.
7. Allow the trace to stabilize.
8. Measure the maximum width of the emission that is constrained by the frequencies associated with the two outermost amplitude points (upper and lower frequencies) that are attenuated by 6 dB relative to the maximum level measured in the fundamental emission.

7.3.4. Test Setup



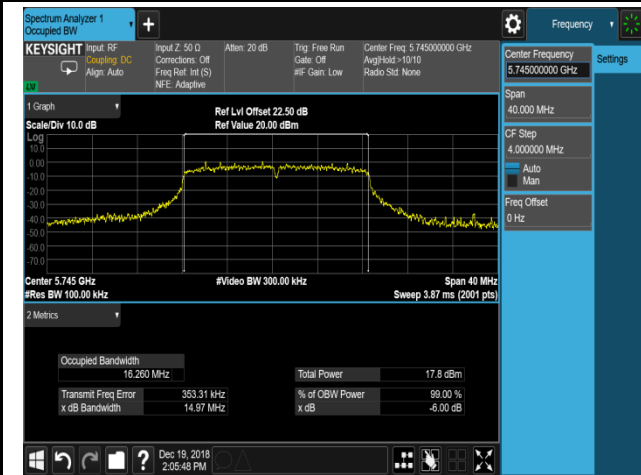
7.3.5. Test Result

Product	2.4GHz/5GHz WiFi + Bluetooth Combination Module	Temperature	24°C
Test Engineer	Dandy Li	Relative Humidity	59%
Test Site	TR3	Test Date	2018/12/19

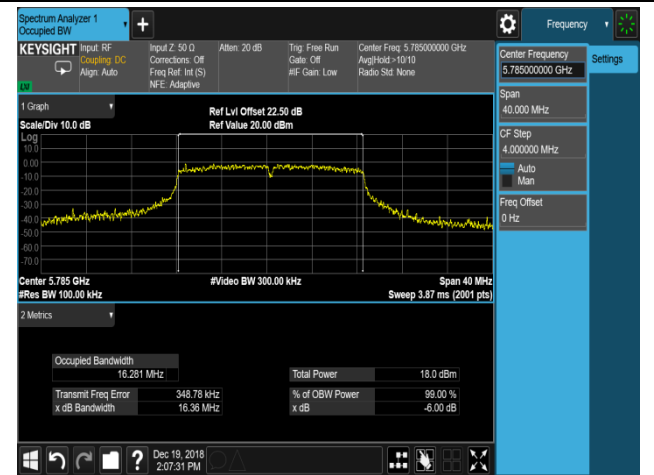
Test Mode	Data Rate/ MCS	Channel No.	Frequency (MHz)	6dB Bandwidth (MHz)	Limit (MHz)	Result
802.11a	6Mbps	149	5745	14.97	≥ 0.5	Pass
802.11a	6Mbps	157	5785	16.36	≥ 0.5	Pass
802.11a	6Mbps	165	5825	16.17	≥ 0.5	Pass
802.11n-HT20	6Mbps	149	5745	15.49	≥ 0.5	Pass
802.11n-HT20	6Mbps	157	5785	14.09	≥ 0.5	Pass
802.11n-HT20	6Mbps	165	5825	14.21	≥ 0.5	Pass
802.11n-HT40	6Mbps	151	5755	30.77	≥ 0.5	Pass
802.11n-HT40	6Mbps	159	5795	33.85	≥ 0.5	Pass
802.11ac-VHT20	MCS0	149	5745	15.16	≥ 0.5	Pass
802.11ac-VHT20	MCS0	157	5785	15.00	≥ 0.5	Pass
802.11ac-VHT20	MCS0	165	5825	15.15	≥ 0.5	Pass
802.11ac-VHT40	MCS0	151	5755	35.15	≥ 0.5	Pass
802.11ac-VHT40	MCS0	159	5795	33.81	≥ 0.5	Pass
802.11ac-VHT80	MCS0	155	5775	75.12	≥ 0.5	Pass

802.11a 6dB Bandwidth

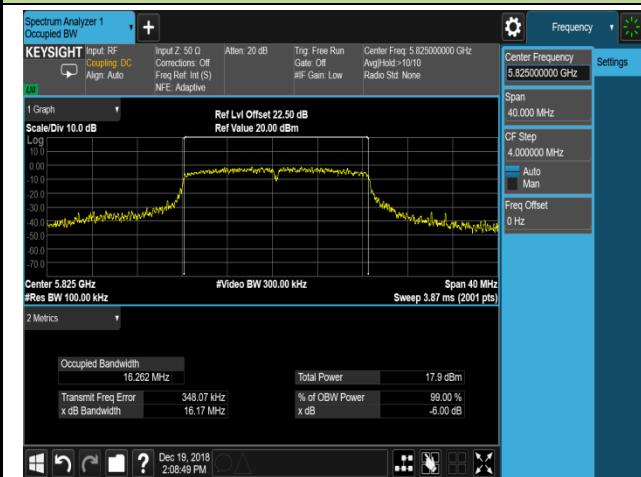
Channel 149 (5745MHz)



Channel 157 (5785MHz)

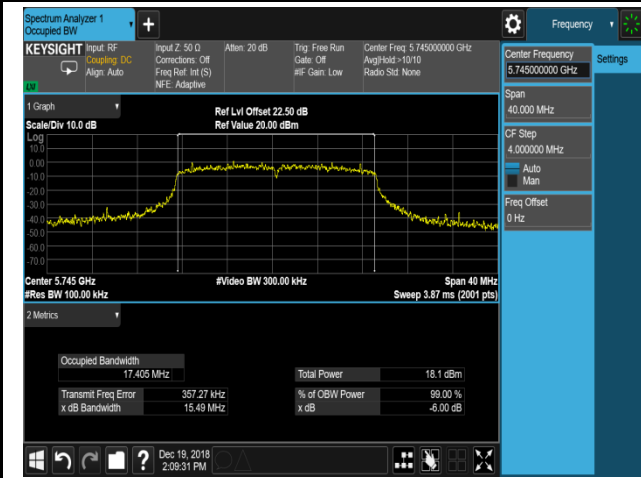


Channel 165 (5825MHz)

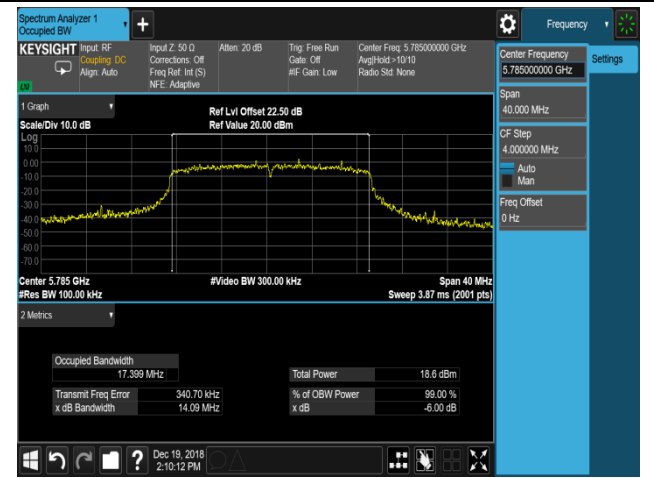


802.11n-HT20 6dB Bandwidth

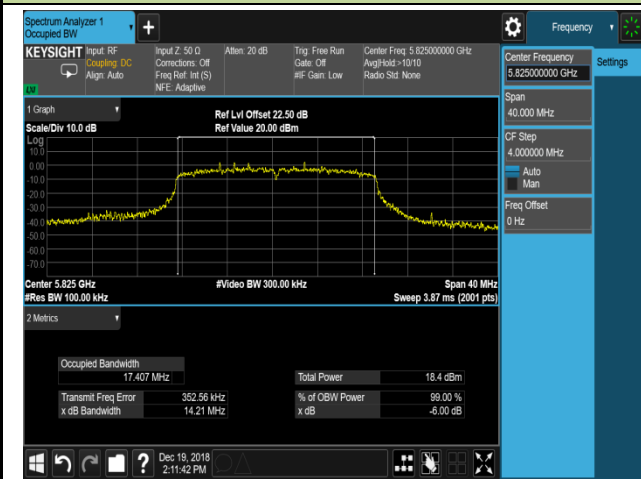
Channel 149 (5745MHz)



Channel 157 (5785MHz)

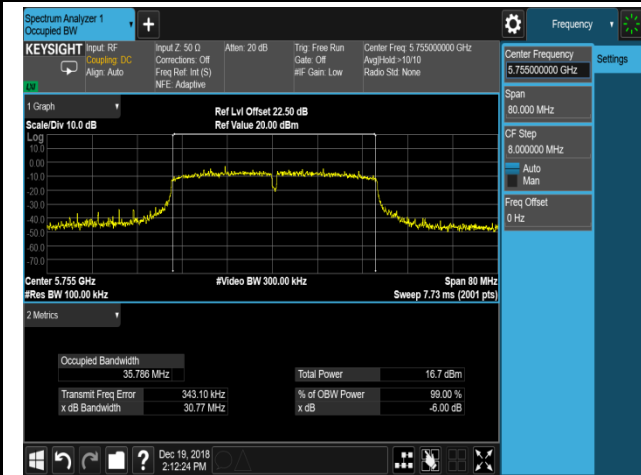


Channel 165 (5825MHz)

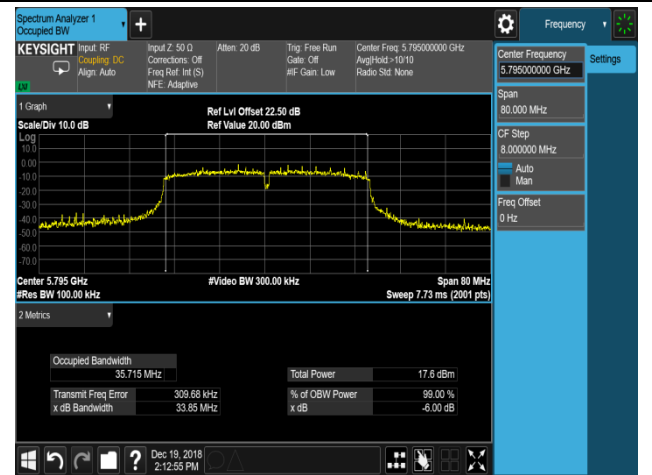


802.11n-HT40 6dB Bandwidth

Channel 149 (5755MHz)

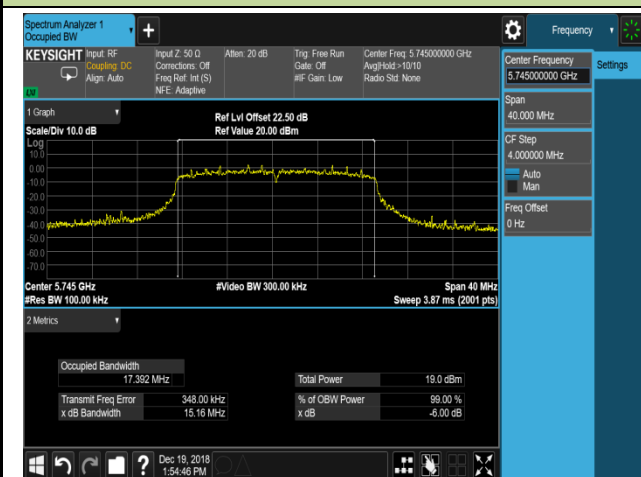


Channel 157 (5795MHz)

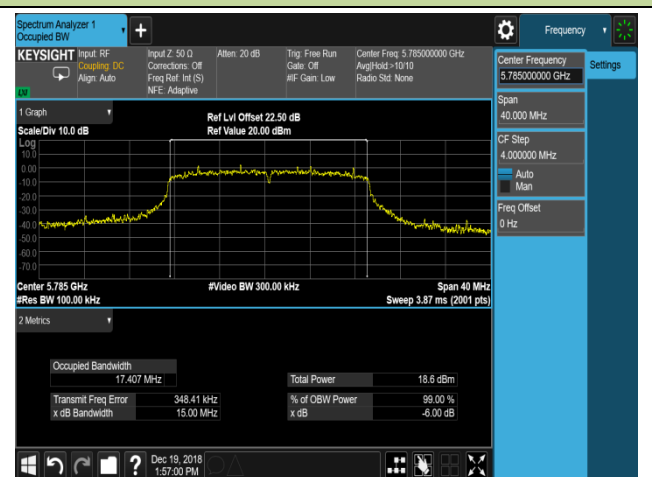


802.11ac-VHT20 6dB Bandwidth

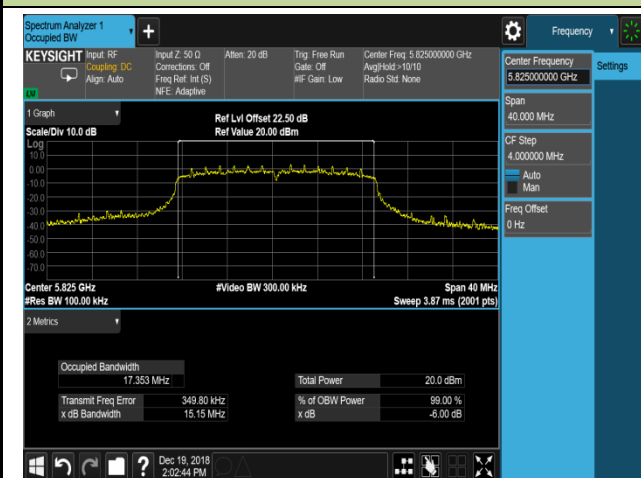
Channel 149 (5745MHz)



Channel 157 (5785MHz)

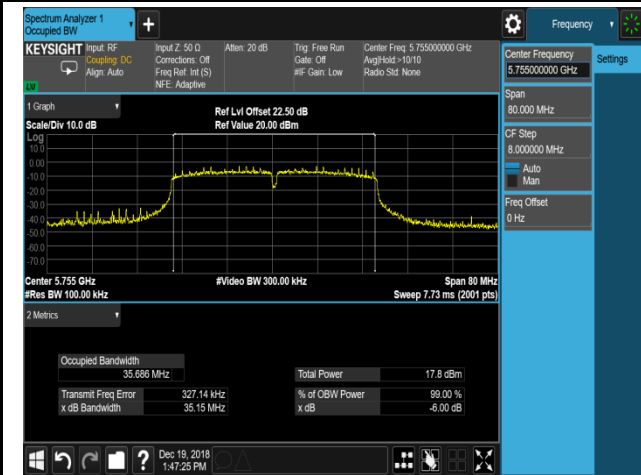


Channel 165 (5825MHz)

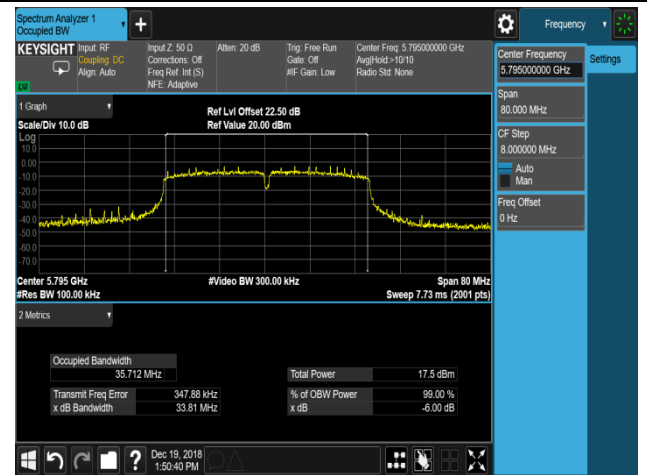


802.11ac-VHT40 6dB Bandwidth

Channel 151 (5755MHz)

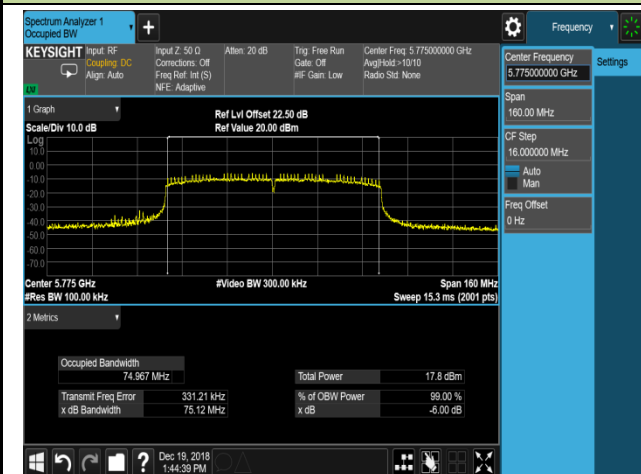


Channel 159 (5795MHz)



802.11ac-VHT80 6dB Bandwidth

Channel 155 (5775MHz)



7.4. Output Power Measurement

7.4.1. Test Limit

For the band 5.15 - 5.25 GHz, the maximum conducted output power over the frequency band of operation shall not exceed 250 mW provided the maximum antenna gain does not exceed 6 dBi. For the 5.25 - 5.35 GHz and 5.47 - 5.725 GHz bands, the maximum conducted output power over the frequency bands of operation shall not exceed the lesser of 250 mW or $11 \text{ dBm} + 10 \log B$, where B is the 26 dB emission bandwidth in megahertz.

For the band 5.725 - 5.85 GHz, the maximum conducted output power over the frequency band of operation shall not exceed 1 W (30dBm).

If transmitting antennas of directional gain greater than 6dBi are used, the maximum conducted output power shall be reduced by the amount in dB that the directional gain of the antenna exceeds 6dBi.

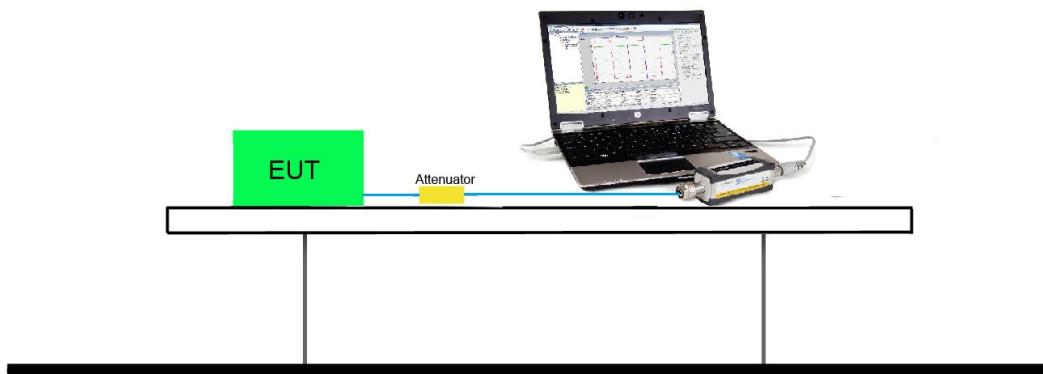
7.4.2. Test Procedure Used

KDB 789033 D02v02r01 - Section E) 3) b) Method PM-G

7.4.3. Test Setting

Average power measurements were performed only when the EUT was transmitting at its maximum power control level using a broadband power meter with a pulse sensor. The power meter implemented triggering and gating capabilities which were set up such that power measurements were recorded only during the ON time of the transmitter.

7.4.4. Test Setup



7.4.5. Test Result

Power output test was verified over all data rates of each mode shown as below table, and then choose the maximum power output (grey marker) for final test of each channel.

Test Mode	Bandwidth	Channel	Frequency (MHz)	Data Rate/ MCS	Average Power (dBm)
802.11a	20	36	5180	6Mbps	12.81
				9Mbps	12.74
				12Mbps	12.62
				24Mbps	12.53
				36Mbps	12.35
				48Mbps	12.17
				54Mbps	12.06
802.11n	20	36	5180	MCS0	12.66
				MCS1	12.56
				MCS2	12.44
				MCS3	12.38
				MCS4	12.35
				MCS5	12.19
				MCS6	12.06
				MCS7	11.93
802.11n	40	38	5190	MCS0	10.58
				MCS1	10.49
				MCS2	10.37
				MCS3	10.29
				MCS4	10.21
				MCS5	10.18
				MCS6	9.97
				MCS7	9.78

Test Mode	Bandwidth	Channel	Frequency (MHz)	Data Rate/ MCS	Average Power (dBm)
802.11ac	20	36	5180	MCS0	12.61
				MCS1	12.47
				MCS2	12.33
				MCS3	12.17
				MCS4	12.08
				MCS5	11.96
				MCS6	11.83
				MCS7	11.76
				MCS8	11.62
802.11ac	40	38	5190	MCS0	10.56
				MCS1	10.39
				MCS2	10.28
				MCS3	10.17
				MCS4	10.05
				MCS5	9.93
				MCS6	9.81
				MCS7	9.75
				MCS8	9.69
				MCS9	9.67
802.11ac	80	42	5210	MCS0	10.46
				MCS1	10.39
				MCS2	10.28
				MCS3	10.12
				MCS4	10.02
				MCS5	9.97
				MCS6	9.84
				MCS7	9.73
				MCS8	9.66
				MCS9	9.52



Product	2.4GHz/5GHz WiFi + Bluetooth Combination Module	Temperature	24°C
Test Engineer	Flag Yang	Relative Humidity	59%
Test Site	TR3	Test Date	2018/12/15

Test Mode	Data Rate/MCS	Channel No.	Freq. (MHz)	Average Power (dBm)	Power Limit (dBm)	Result
11a	6Mbps	36	5180	12.81	≤ 22.98	Pass
11a	6Mbps	44	5220	12.63	≤ 22.98	Pass
11a	6Mbps	48	5240	12.91	≤ 22.98	Pass
11a	6Mbps	52	5260	12.75	≤ 22.98	Pass
11a	6Mbps	60	5300	12.98	≤ 22.98	Pass
11a	6Mbps	64	5320	12.71	≤ 22.98	Pass
11a	6Mbps	100	5500	10.35	≤ 22.98	Pass
11a	6Mbps	120	5600	12.79	≤ 22.98	Pass
11a	6Mbps	140	5700	10.89	≤ 22.98	Pass
11a	6Mbps	149	5745	12.67	≤ 29.00	Pass
11a	6Mbps	157	5785	12.78	≤ 29.00	Pass
11a	6Mbps	165	5825	12.65	≤ 29.00	Pass
11n-HT20	MCS0	36	5180	12.66	≤ 22.98	Pass
11n-HT20	MSC0	44	5220	12.84	≤ 22.98	Pass
11n-HT20	MCS0	48	5240	12.76	≤ 22.98	Pass
11n-HT20	MSC0	52	5260	12.63	≤ 22.98	Pass
11n-HT20	MCS0	60	5300	12.70	≤ 22.98	Pass
11n-HT20	MSC0	64	5320	12.65	≤ 22.98	Pass
11n-HT20	MCS0	100	5500	12.96	≤ 22.98	Pass
11n-HT20	MSC0	120	5600	12.66	≤ 22.98	Pass
11n-HT20	MCS0	140	5700	12.01	≤ 22.98	Pass
11n-HT20	MCS0	149	5745	12.96	≤ 29.00	Pass
11n-HT20	MCS0	157	5785	12.62	≤ 29.00	Pass
11n-HT20	MCS0	165	5825	12.55	≤ 29.00	Pass

Note: For 5150 ~ 5350MHz & 5470 ~ 5725MHz Band, Average Power Limit (dBm) = 23.98dBm - (7.00dBi - 6dBi) = 22.98dBm.

For 5725 ~ 5850MHz Band, Average Power Limit (dBm) = 30.0dBm - (7.00dBi - 6dBi) = 29.00dBm.

Test Mode	Data Rate/ MCS	Channel No.	Freq. (MHz)	Average Power (dBm)	Power Limit (dBm)	Result
11n-HT40	MCS0	38	5190	10.58	≤ 23.98	Pass
11n-HT40	MCS0	46	5230	11.90	≤ 23.98	Pass
11n-HT40	MCS0	54	5270	11.65	≤ 23.98	Pass
11n-HT40	MCS0	62	5310	11.57	≤ 23.98	Pass
11n-HT40	MCS0	102	5510	10.02	≤ 23.98	Pass
11n-HT40	MCS0	118	5590	11.47	≤ 23.98	Pass
11n-HT40	MCS0	134	5670	11.91	≤ 23.98	Pass
11n-HT40	MCS0	151	5755	11.67	≤ 30.00	Pass
11n-HT40	MCS0	159	5795	11.88	≤ 30.00	Pass
11ac-VHT20	MCS0	36	5180	12.61	≤ 22.98	Pass
11ac-VHT20	MSC0	40	5220	12.96	≤ 22.98	Pass
11ac-VHT20	MCS0	48	5240	12.63	≤ 22.98	Pass
11ac-VHT20	MSC0	52	5260	12.52	≤ 22.98	Pass
11ac-VHT20	MCS0	60	5300	12.81	≤ 22.98	Pass
11ac-VHT20	MSC0	64	5320	12.66	≤ 22.98	Pass
11ac-VHT20	MCS0	100	5500	12.59	≤ 22.98	Pass
11ac-VHT20	MSC0	120	5600	12.62	≤ 22.98	Pass
11ac-VHT20	MCS0	140	5700	11.37	≤ 22.98	Pass
11ac-VHT20	MCS0	149	5745	12.98	≤ 29.00	Pass
11ac-VHT20	MCS0	157	5785	12.92	≤ 29.00	Pass
11ac-VHT20	MCS0	165	5825	12.92	≤ 29.00	Pass

Note: For 5150 ~ 5350MHz & 5470 ~ 5725MHz Band, Average Power Limit (dBm) = 23.98dBm - (7.00dBi - 6dBi) = 22.98dBm.

For 5725 ~ 5850MHz Band, Average Power Limit (dBm) = 30.0dBm - (7.00dBi - 6dBi) = 29.00dBm.

Test Mode	Data Rate/ MCS	Channel No.	Freq. (MHz)	Average Power (dBm)	Power Limit (dBm)	Result
11ac-VHT40	MCS0	38	5190	10.56	≤ 22.98	Pass
11ac-VHT40	MCS0	46	5230	11.76	≤ 22.98	Pass
11ac-VHT40	MCS0	54	5270	11.86	≤ 22.98	Pass
11ac-VHT40	MCS0	62	5310	11.67	≤ 22.98	Pass
11ac-VHT40	MCS0	102	5510	10.00	≤ 22.98	Pass
11ac-VHT40	MCS0	118	5590	11.70	≤ 22.98	Pass
11ac-VHT40	MCS0	134	5670	11.71	≤ 22.98	Pass
11ac-VHT40	MCS0	151	5755	11.95	≤ 29.00	Pass
11ac-VHT40	MCS0	159	5795	11.73	≤ 29.00	Pass
11ac-VHT80	MCS0	42	5210	10.46	≤ 22.98	Pass
11ac-VHT80	MCS0	58	5290	10.56	≤ 22.98	Pass
11ac-VHT80	MCS0	106	5530	10.44	≤ 22.98	Pass
11ac-VHT80	MCS0	122	5610	10.66	≤ 22.98	Pass
11ac-VHT80	MCS0	155	5775	10.74	≤ 29.00	Pass

Note: For 5150 ~ 5350MHz & 5470 ~ 5725MHz Band, Average Power Limit (dBm) = 23.98dBm - (7.00dBi - 6dBi) = 22.98dBm.

For 5725 ~ 5850MHz Band, Average Power Limit (dBm) = 30.0dBm - (7.00dBi - 6dBi) = 29.00dBm.

7.5. Transmit Power Control

7.5.1. Test Limit

The U-NII device is required to have the capability to operate at least 6 dB below the mean EIRP value of 30 dBm.

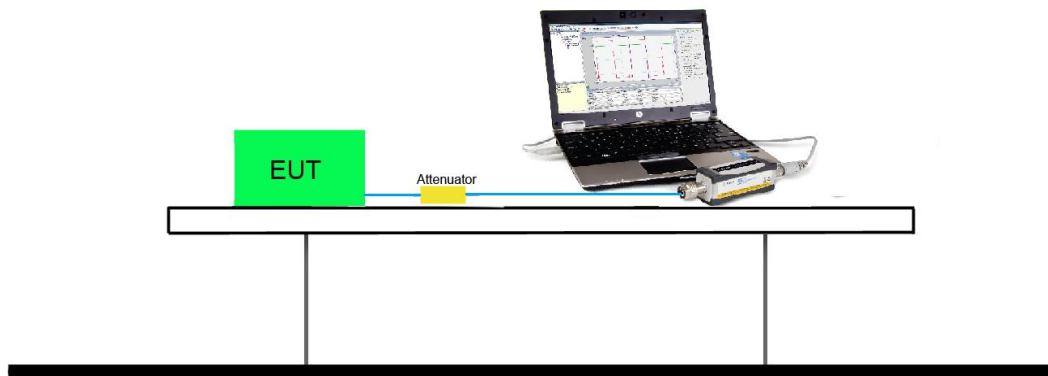
7.5.2. Test Procedure Used

KDB 789033 D02v01- Section E)3)b) Method PM-G

7.5.3. Test Setting

Average power measurements were performed only when the EUT was transmitting at its maximum power control level using a broadband power meter with a pulse sensor. The power meter implemented triggering and gating capabilities which were set up such that power measurements were recorded only during the ON time of the transmitter. The trace was averaged over 100 traces to obtain the final measured average power.

7.5.4. Test Setup



7.5.5. Test Result

TPC mechanism is not required for systems with an e.i.r.p. of less than 500 mW, so the item is not assessed.

7.6. Power Spectral Density Measurement

7.6.1. Test Limit

For the band 5.15-5.25 GHz, the maximum power spectral density shall not exceed 11 dBm in any 1 megahertz band.

For the 5.25-5.35 GHz and 5.47-5.725 GHz bands, the maximum power spectral density shall not exceed 11 dBm in any 1 megahertz band.

For the band 5.725-5.85 GHz, the maximum power spectral density shall not exceed 30 dBm in any 500-kHz band.

If transmitting antennas of directional gain greater than 6dBi are used, the peak power spectral density shall be reduced by the amount in dB that the directional gain of the antenna exceeds 6dBi.

7.6.2. Test Procedure Used

KDB 789033 D02v02r01 - Section F

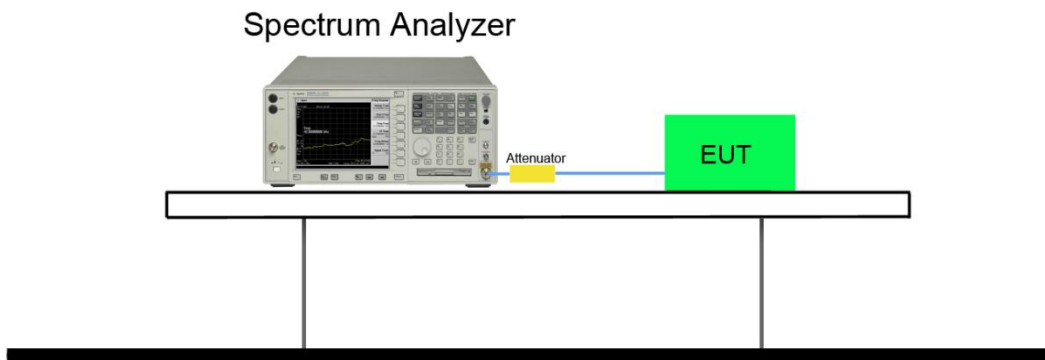
7.6.3. Test Setting

1. Analyzer was set to the center frequency of the UNII channel under investigation
2. Span was set to encompass the entire 26dB EBW of the signal.
3. RBW = 1MHz, if measurement bandwidth of Maximum PSD is specified in 500 kHz,
RBW = 100 kHz
4. VBW = 3MHz
5. Number of sweep points $\geq 2 \times (\text{span} / \text{RBW})$
6. Detector = power averaging (Average)
7. Sweep time = auto
8. Trigger = free run
9. Use the peak search function on the instrument to find the peak of the spectrum and record its value.
10. Add $10 \cdot \log(1/x)$, where x is the duty cycle, to the measured power in order to compute the average power during the actual transmission times (because the measurement represents an

average over both the on and off times of the transmission). For example, add $10 \cdot \log(1/0.25) = 6$ dB if the duty cycle is 25 percent.

11. When the measurement bandwidth of Maximum PSD is specified in 500 kHz, add a constant factor $10 \cdot \log(500\text{kHz}/100\text{kHz}) = 6.99$ dB to the measured result.

7.6.4. Test Setup



7.6.5. Test Result

Product	2.4GHz/5GHz WiFi + Bluetooth Combination Module	Temperature	25°C
Test Engineer	Flag Yang	Relative Humidity	59%
Test Site	TR3	Test Date	2018/12/19

Test Mode	Data Rate/ MCS	Channel No.	Freq. (MHz)	PSD (dBm/ MHz)	Duty Cycle (%)	Total PSD (dBm/ MHz)	PSD Limit (dBm/ MHz)	Result
11a	6Mbps	36	5180	1.23	93.84	1.51	≤ 10.00	Pass
11a	6Mbps	44	5220	1.02	93.84	1.30	≤ 10.00	Pass
11a	6Mbps	48	5240	1.38	93.84	1.65	≤ 10.00	Pass
11a	6Mbps	52	5260	1.51	93.84	1.79	≤ 10.00	Pass
11a	6Mbps	60	5300	1.62	93.84	1.90	≤ 10.00	Pass
11a	6Mbps	64	5320	1.67	93.84	1.95	≤ 10.00	Pass
11a	6Mbps	100	5500	-0.31	93.84	-0.03	≤ 10.00	Pass
11a	6Mbps	120	5600	1.09	93.84	1.37	≤ 10.00	Pass
11a	6Mbps	140	5700	-0.78	93.84	-0.51	≤ 10.00	Pass
11n-HT20	MCS0	36	5180	1.05	90.36	1.49	≤ 10.00	Pass
11n-HT20	MCS0	44	5220	1.25	90.36	1.69	≤ 10.00	Pass
11n-HT20	MCS0	48	5240	1.63	90.36	2.07	≤ 10.00	Pass
11n-HT20	MCS0	52	5260	1.20	90.36	1.64	≤ 10.00	Pass
11n-HT20	MCS0	60	5300	1.35	90.36	1.79	≤ 10.00	Pass
11n-HT20	MCS0	64	5320	1.19	90.36	1.63	≤ 10.00	Pass
11n-HT20	MCS0	100	5500	0.72	90.36	1.16	≤ 10.00	Pass
11n-HT20	MCS0	120	5600	1.12	90.36	1.56	≤ 10.00	Pass
11n-HT20	MCS0	140	5700	0.54	90.36	0.98	≤ 10.00	Pass

Note 1: When EUT duty cycle < 98%, Total PSD (dBm/MHz) = PSD (dBm/MHz) + 10*log (1/Duty Cycle).

Note 2: PSD Limit (dBm/MHz) = 11dBm/MHz - (7.00dBi - 6.00dBi) = 10.00dBm/MHz.

Test Mode	Data Rate/ MCS	Channel No.	Freq. (MHz)	PSD (dBm/ MHz)	Duty Cycle (%)	Total PSD (dBm/ MHz)	PSD Limit (dBm/ MHz)	Result
11n-HT40	MCS0	38	5190	-4.45	82.56	-3.62	≤ 10.00	Pass
11n-HT40	MCS0	46	5230	-3.17	82.56	-2.33	≤ 10.00	Pass
11n-HT40	MCS0	54	5270	-3.14	82.56	-2.31	≤ 10.00	Pass
11n-HT40	MCS0	62	5310	-2.49	82.56	-1.66	≤ 10.00	Pass
11n-HT40	MCS0	102	5510	-4.59	82.56	-3.75	≤ 10.00	Pass
11n-HT40	MCS0	118	5590	-3.93	82.56	-3.09	≤ 10.00	Pass
11n-HT40	MCS0	134	5670	-3.01	82.56	-2.18	≤ 10.00	Pass
11ac-VHT20	MCS0	36	5180	1.06	90.36	1.50	≤ 10.00	Pass
11ac-VHT20	MCS0	44	5220	1.10	90.36	1.54	≤ 10.00	Pass
11ac-VHT20	MCS0	48	5240	1.01	90.36	1.45	≤ 10.00	Pass
11ac-VHT20	MCS0	52	5260	0.68	90.36	1.12	≤ 10.00	Pass
11ac-VHT20	MCS0	60	5300	1.13	90.36	1.57	≤ 10.00	Pass
11ac-VHT20	MCS0	64	5320	1.52	90.36	1.96	≤ 10.00	Pass
11ac-VHT20	MCS0	100	5500	1.17	90.36	1.61	≤ 10.00	Pass
11ac-VHT20	MCS0	120	5600	0.76	90.36	1.20	≤ 10.00	Pass
11ac-VHT20	MCS0	140	5700	-0.77	90.36	-0.33	≤ 10.00	Pass
11ac-VHT40	MCS0	38	5190	-3.99	82.26	-3.14	≤ 10.00	Pass
11ac-VHT40	MCS0	46	5230	-3.25	82.26	-2.40	≤ 10.00	Pass
11ac-VHT40	MCS0	54	5270	-2.79	82.26	-1.94	≤ 10.00	Pass
11ac-VHT40	MCS0	62	5310	-2.93	82.26	-2.08	≤ 10.00	Pass
11ac-VHT40	MCS0	102	5510	-4.45	82.26	-3.60	≤ 10.00	Pass
11ac-VHT40	MCS0	118	5590	-3.51	82.26	-2.66	≤ 10.00	Pass
11ac-VHT40	MCS0	134	5670	-3.49	82.26	-2.64	≤ 10.00	Pass
11ac-VHT80	MCS0	42	5210	-7.78	69.89	-6.23	≤ 10.00	Pass
11ac-VHT80	MCS0	58	5290	-6.55	69.89	-5.00	≤ 10.00	Pass
11ac-VHT80	MCS0	106	5530	-8.32	69.89	-6.76	≤ 10.00	Pass
11ac-VHT80	MCS0	122	5610	-6.96	69.89	-5.41	≤ 10.00	Pass

Note 1: When EUT duty cycle < 98%, Total PSD (dBm/MHz) = PSD (dBm/MHz) + 10*log (1/Duty Cycle).

Note 2: PSD Limit (dBm/MHz) = 11dBm/MHz - (7.00dBi - 6.00dBi) = 10.00dBm/MHz.

Product	2.4GHz/5GHz WiFi + Bluetooth Combination Module	Temperature	25°C
Test Engineer	Flag Yang	Relative Humidity	59%
Test Site	TR3	Test Date	2018/12/19

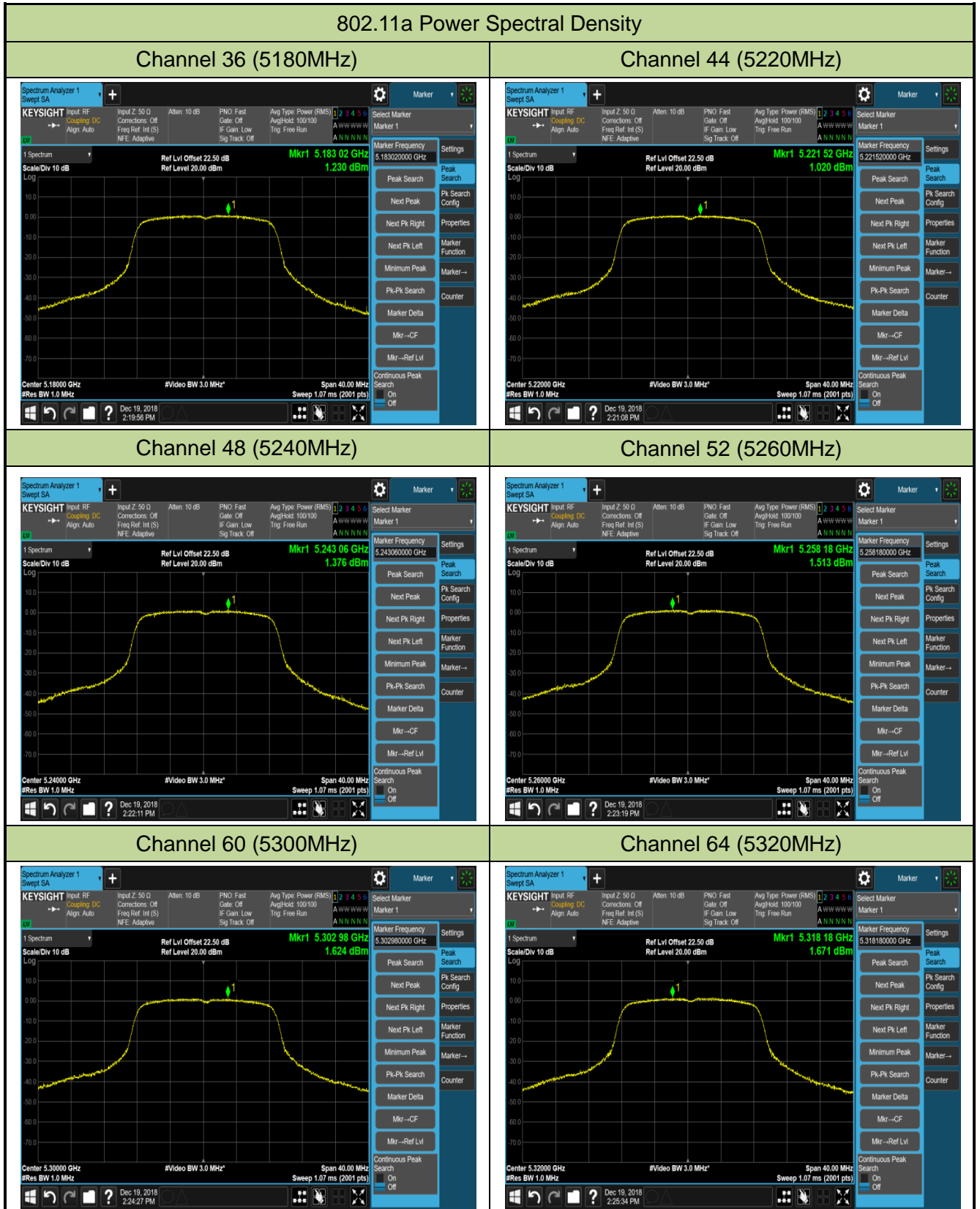
Test Mode	Data Rate/ MCS	Channel No.	Freq. (MHz)	PSD (dBm/ 100kHz)	Duty Cycle (%)	Constant Factor	Total PSD (dBm/ 500kHz)	Limit (dBm/ 500kHz)	Result
11a	6Mbps	149	5745	-7.14	93.84	6.99	-0.15	≤ 29.00	Pass
11a	6Mbps	157	5785	-6.81	93.84	6.99	0.18	≤ 29.00	Pass
11a	6Mbps	165	5825	-6.88	93.84	6.99	0.11	≤ 29.00	Pass
11n-HT20	MCS0	149	5745	-6.92	90.36	6.99	0.07	≤ 29.00	Pass
11n-HT20	MCS0	157	5785	-7.14	90.36	6.99	-0.15	≤ 29.00	Pass
11n-HT20	MCS0	165	5825	-7.65	90.36	6.99	-0.66	≤ 29.00	Pass
11n-HT40	MCS0	151	5755	-11.79	82.56	6.99	-4.80	≤ 29.00	Pass
11n-HT40	MCS0	159	5795	-11.49	82.56	6.99	-4.50	≤ 29.00	Pass
11ac-VHT20	MCS0	149	5745	-7.13	90.36	6.99	-0.14	≤ 29.00	Pass
11ac-VHT20	MCS0	157	5785	-8.18	90.36	6.99	-1.19	≤ 29.00	Pass
11ac-VHT20	MCS0	165	5825	-7.68	90.36	6.99	-0.69	≤ 29.00	Pass
11ac-VHT40	MCS0	151	5755	-11.57	82.26	6.99	-4.58	≤ 29.00	Pass
11ac-VHT40	MCS0	159	5795	-11.60	82.26	6.99	-4.61	≤ 29.00	Pass
11ac-VHT80	MCS0	155	5775	-14.87	69.89	6.99	-7.88	≤ 29.00	Pass

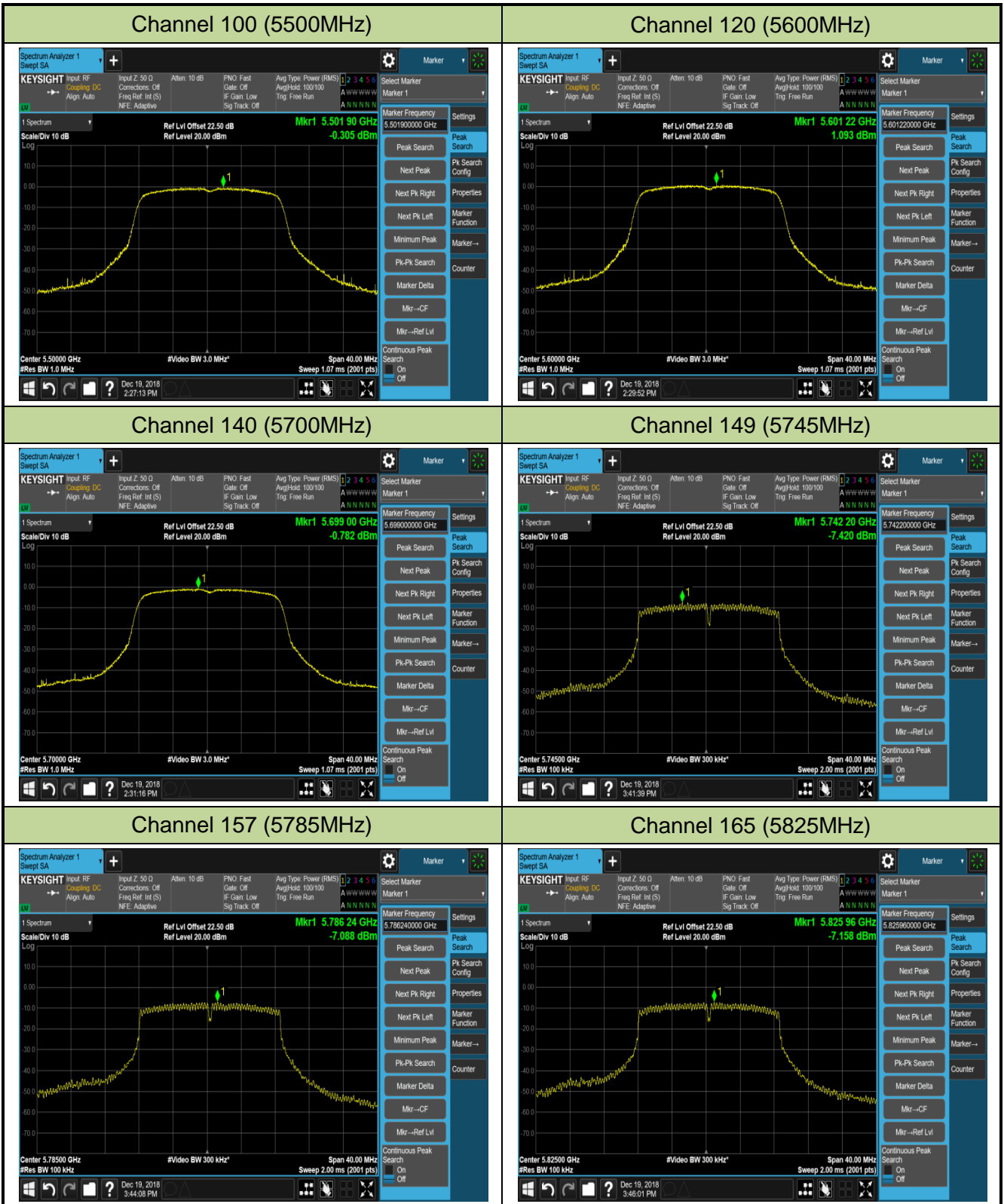
Note 1: When EUT duty cycle ≥ 98%, the total PSD (dBm/500KHz) = PSD (dBm/100kHz) + Constant Factor.

Note 2: When EUT duty cycle < 98%, the total PSD (dBm/500KHz) = PSD (dBm/100kHz) + Constant Factor + 10*log (1/Duty Cycle).

Note 3: PSD Limit (dBm/MHz) = 30dBm/MHz - (7.00dBi - 6.00dBi) = 29.00dBm/MHz.

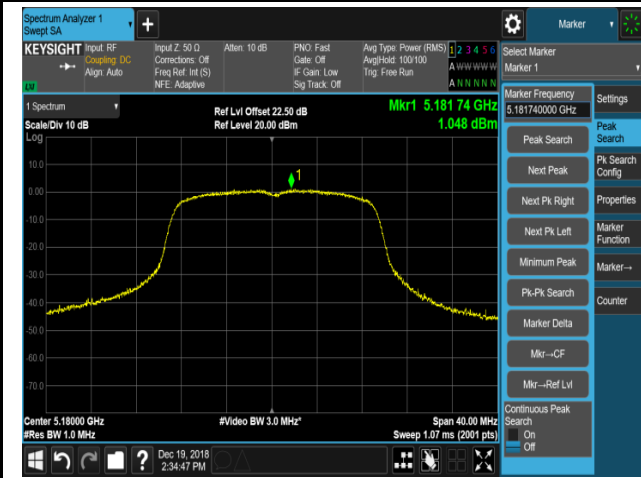
Product	2.4GHz/5GHz WiFi + Bluetooth Combination Module	Temperature	25°C
Test Engineer	Flag Yang	Test Date	2018/12/19



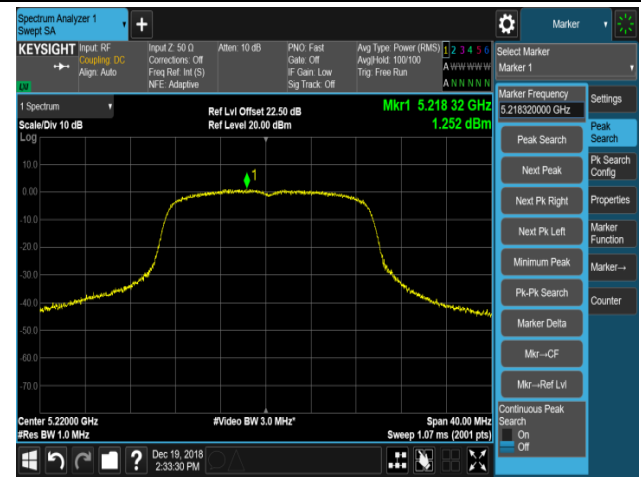


802.11n-HT20 Power Spectral Density

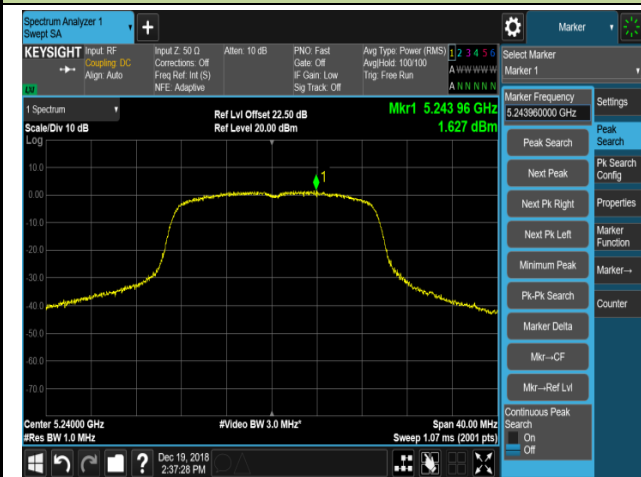
Channel 36 (5180MHz)



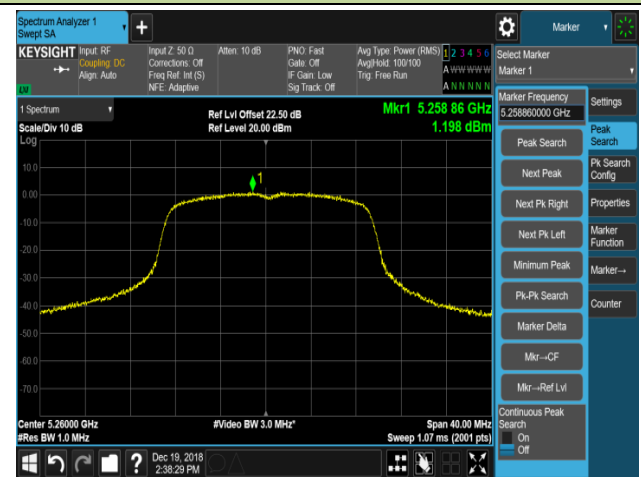
Channel 44 (5220MHz)



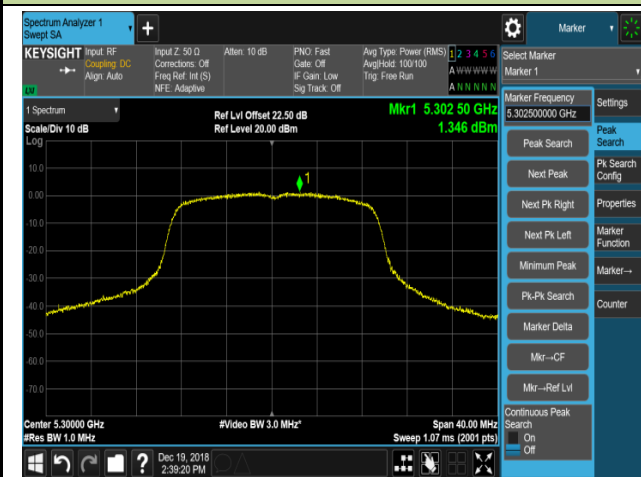
Channel 48 (5240MHz)



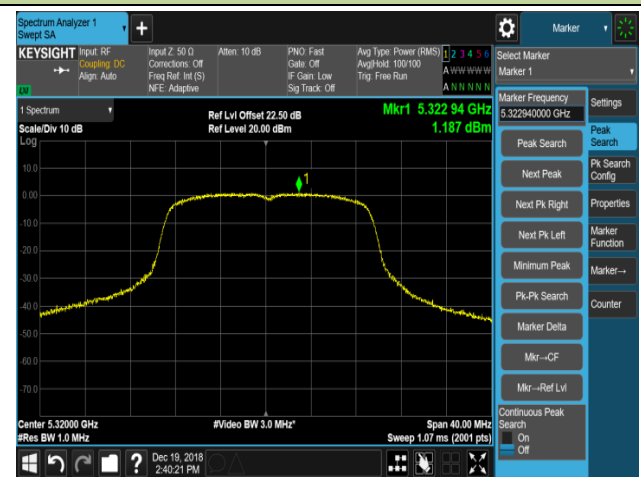
Channel 52 (5260MHz)

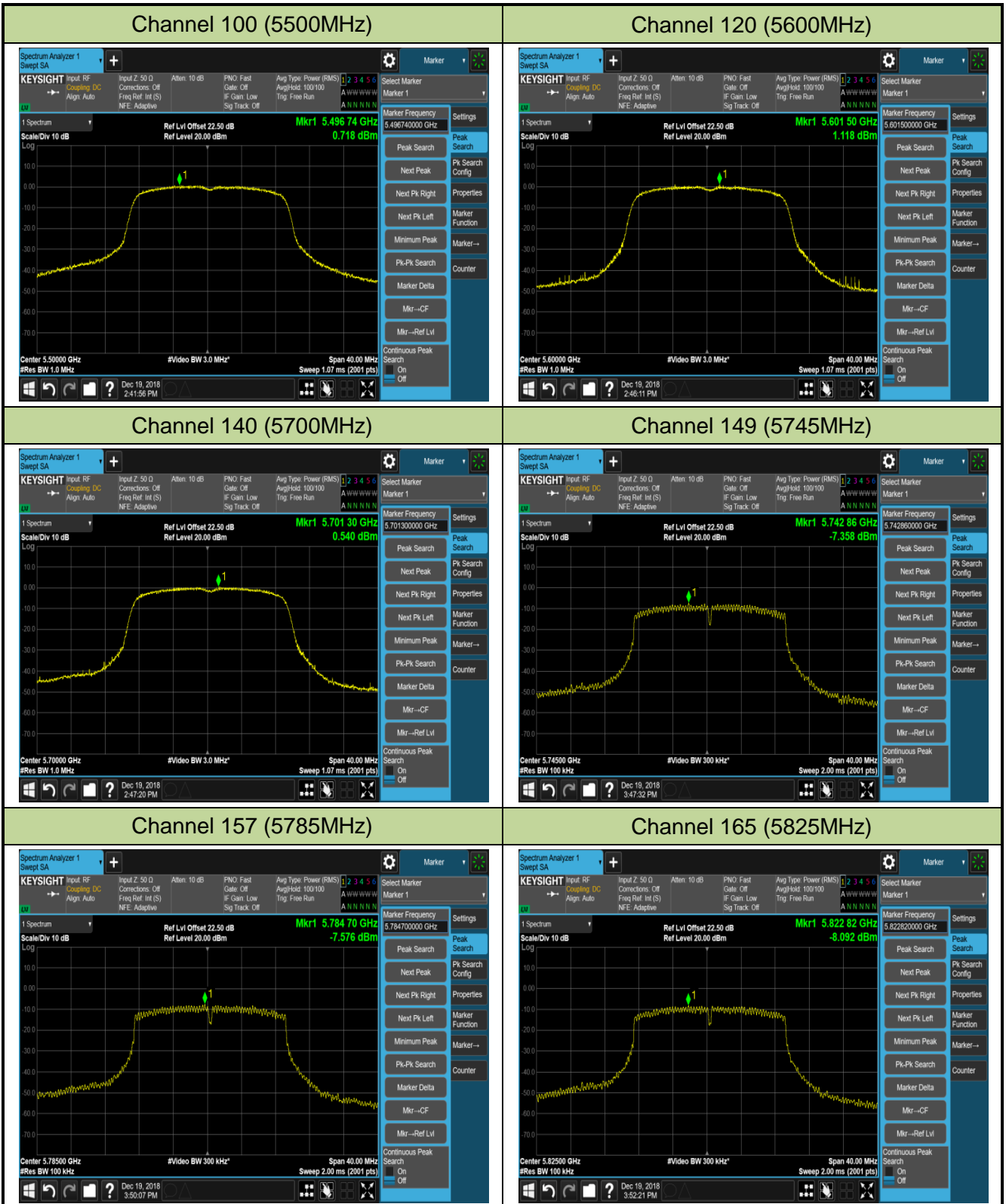


Channel 60 (5300MHz)



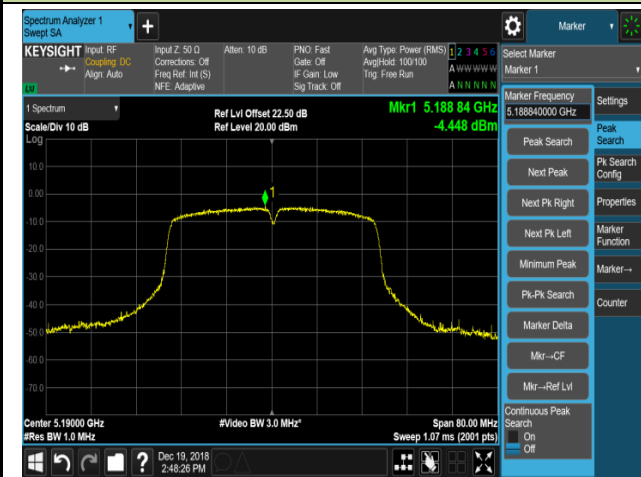
Channel 64 (5320MHz)



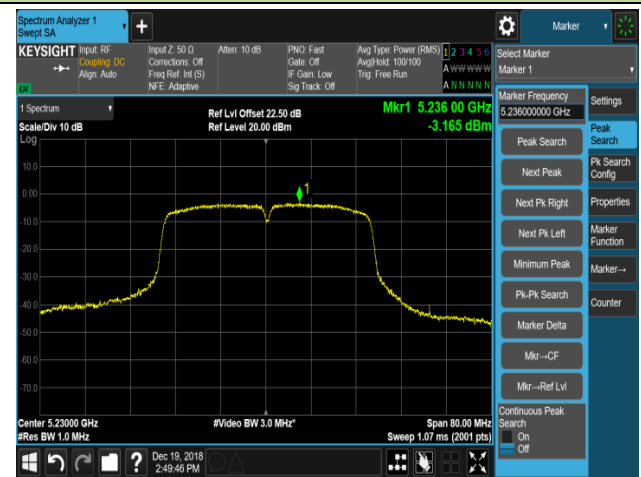


802.11n-HT40 Power Spectral Density

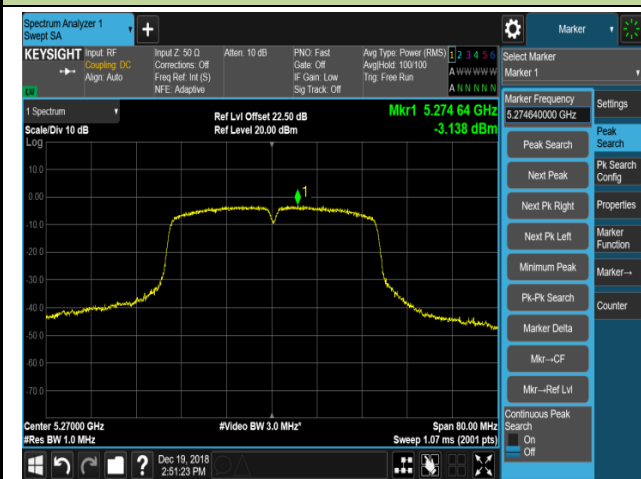
Channel 38 (5190MHz)



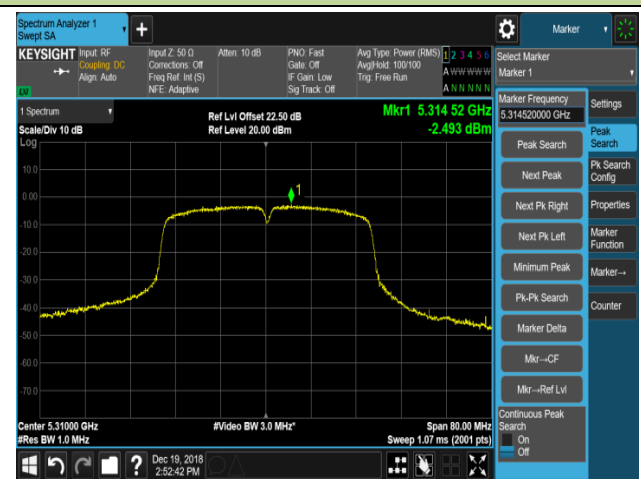
Channel 46 (5230MHz)



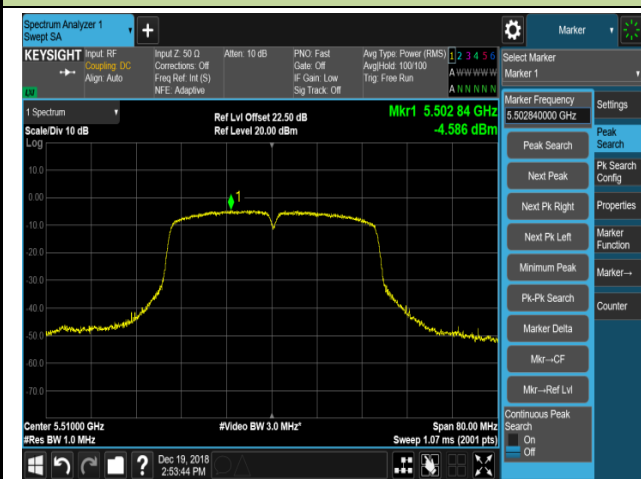
Channel 54 (5270MHz)



Channel 62 (5310MHz)



Channel 102 (5510MHz)



Channel 118 (5590MHz)

