


## FCC Part15C Test Setup Photo


Description: Front view of Conducted Emission Test Setup




Description: Back view of Conducted Emission Test Setup




Description: Radiated Emission Test Setup for 9kHz ~ 30MHz (Panel Antenna, Gain = 4.5dBi)




Description: Radiated Emission Test Setup for 30MHz ~ 1GHz (Panel Antenna, Gain = 4.5dBi)




Description: Radiated Emission Test Setup for 1GHz ~ 18GHz (Panel Antenna, Gain = 4.5dBi)




Description: Radiated Emission Test Setup for 18GHz ~ 25GHz (Panel Antenna, Gain = 4.5dBi)



Description: Radiated Emission Test Setup for 9kHz ~ 30MHz (Panel Antenna, Gain = 2.0dBi)




Description: Radiated Emission Test Setup for 30MHz ~ 1GHz (Panel Antenna, Gain = 2.0dBi)






Description: Radiated Emission Test Setup for 1GHz ~ 18GHz (Panel Antenna, Gain = 2.0dBi)



Description: Radiated Emission Test Setup for 18GHz ~ 25GHz (Panel Antenna, Gain = 2.0dBi)



Description: Conducted Test Photo

