


## FCC Part15C Test Setup Photo

Description: Front view of Conducted Emission Test Setup




Description: Back view of Conducted Emission Test Setup



Description: Radiated Emission Test Setup for 9kHz ~ 30MHz (Dipole Antenna 1#)




Description: Radiated Emission Test Setup for 30MHz ~ 1GHz (Dipole Antenna 1#)




Description: Radiated Emission Test Setup for 1GHz ~ 18GHz (Dipole Antenna 1#)




Description: Radiated Emission Test Setup for 18GHz ~ 40GHz (Dipole Antenna 1#)



Description: Radiated Emission Test Setup for 9kHz ~ 30MHz (Panel Antenna 1#)



Description: Radiated Emission Test Setup for 30MHz ~ 1GHz (Panel Antenna 1#)





Description: Radiated Emission Test Setup for 1GHz ~ 18GHz (Panel Antenna 1#)



Description: Radiated Emission Test Setup for 18GHz ~ 40GHz (Panel Antenna 1#)

