


FCC Part 15E Test Setup Photo

Description: Front View of Conducted Emission Test Setup




Description: Back View of Conducted Emission Test Setup



Description: Radiated Emission Test Setup for 9kHz ~ 30MHz (Dipole Antenna 2dBi)




Description: Radiated Emission Test Setup for 30MHz ~ 1GHz (Dipole Antenna 2dBi)



Description: Radiated Emission Test Setup for 1GHz ~ 18GHz (Dipole Antenna 2dBi)




Description: Radiated Emission Test Setup for 18GHz ~ 40GHz (Dipole Antenna 2dBi)



Description: Radiated Emission Test Setup for 9kHz ~ 30MHz (Panel Antenna 15dBi)




Description: Radiated Emission Test Setup for 30MHz ~ 1GHz (Panel Antenna 15dBi)



Description: Radiated Emission Test Setup for 1GHz ~ 18GHz (Panel Antenna 15dBi)



Description: Radiated Emission Test Setup for 18GHz ~ 40GHz (Panel Antenna 15dBi)



Description: Radiated Emission Test Setup for 9kHz ~ 30MHz (Panel Antenna 25dBi)



Description: Radiated Emission Test Setup for 30MHz ~ 1GHz (Panel Antenna 25dBi)



Description: Radiated Emission Test Setup for 1GHz ~ 18GHz (Panel Antenna 25dBi)



Description: Radiated Emission Test Setup for 18GHz ~ 40GHz (Panel Antenna 25dBi)

