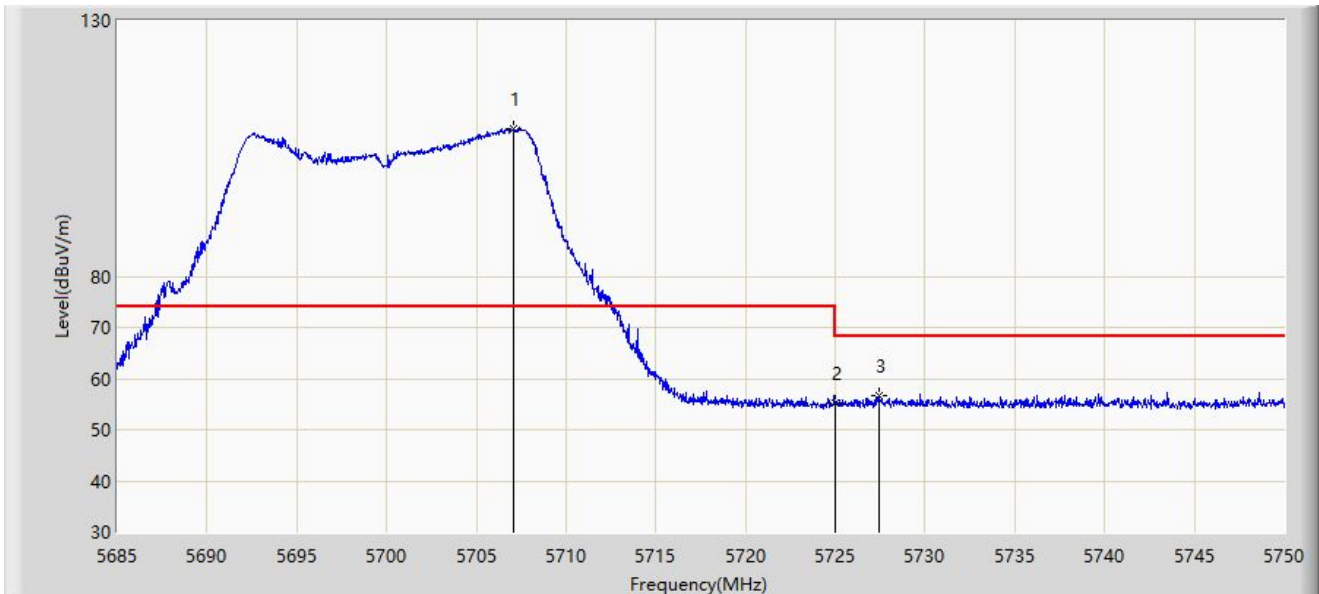


Site: WZ-AC1	Test Date: 2022-11-23
Limit: FCC_5G_RE(3m)	Engineer: Charles Zhang
Probe: BBHA9120D_1167_1-18GHz	Polarity: Vertical
EUT: WiFi 6 (802.11ax) 4x4 MU-MIMO Dual Band Module	Power: AC 120V/60Hz
Test Mode: Transmit by 802.11a at 5700MHz	



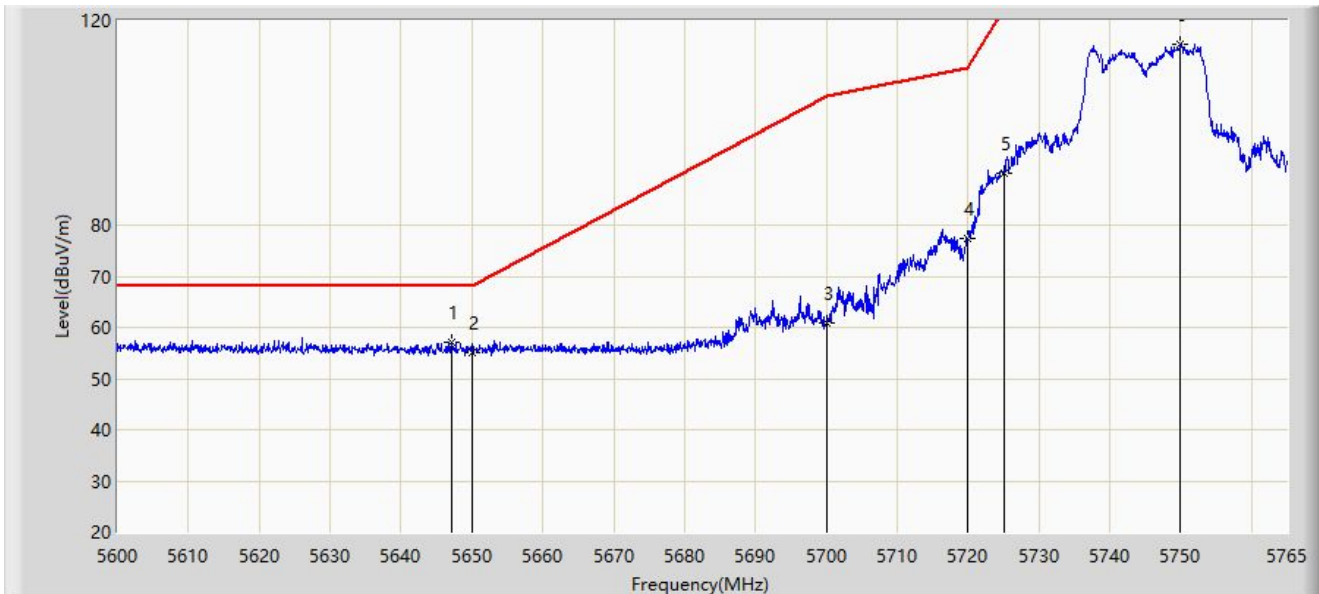
No	Mark	Frequency (MHz)	Measure Level (dBμV/m)	Reading Level (dBμV)	Margin (dB)	Limit (dBμV/m)	Factor (dB/m)	Type
1		5707.100	108.765	104.863	N/A	N/A	3.902	PK
2		5725.000	55.244	51.301	-12.956	68.200	3.943	PK
3	*	5727.478	56.578	52.615	-11.622	68.200	3.963	PK

Note 1: " * ", means this data is the worst emission level.

Note 2: Measure Level (dBμV/m) = Reading Level (dBμV) + Factor (dB/m).

Note 3: Factor (dB/m) = Cable Loss (dB) + Antenna Factor (dB/m) - Pre_Amplifier Gain (dB).

Site: WZ-AC1	Test Date: 2022-11-20
Limit: FCC_5.8G_RE(3m)	Engineer: Charles Zhang
Probe: BBHA9120D_1167_1-18GHz	Polarity: Horizontal
EUT: WiFi 6 (802.11ax) 4x4 MU-MIMO Dual Band Module	Power: AC 120V/60Hz
Test Mode: Transmit by 802.11a at 5745MHz	



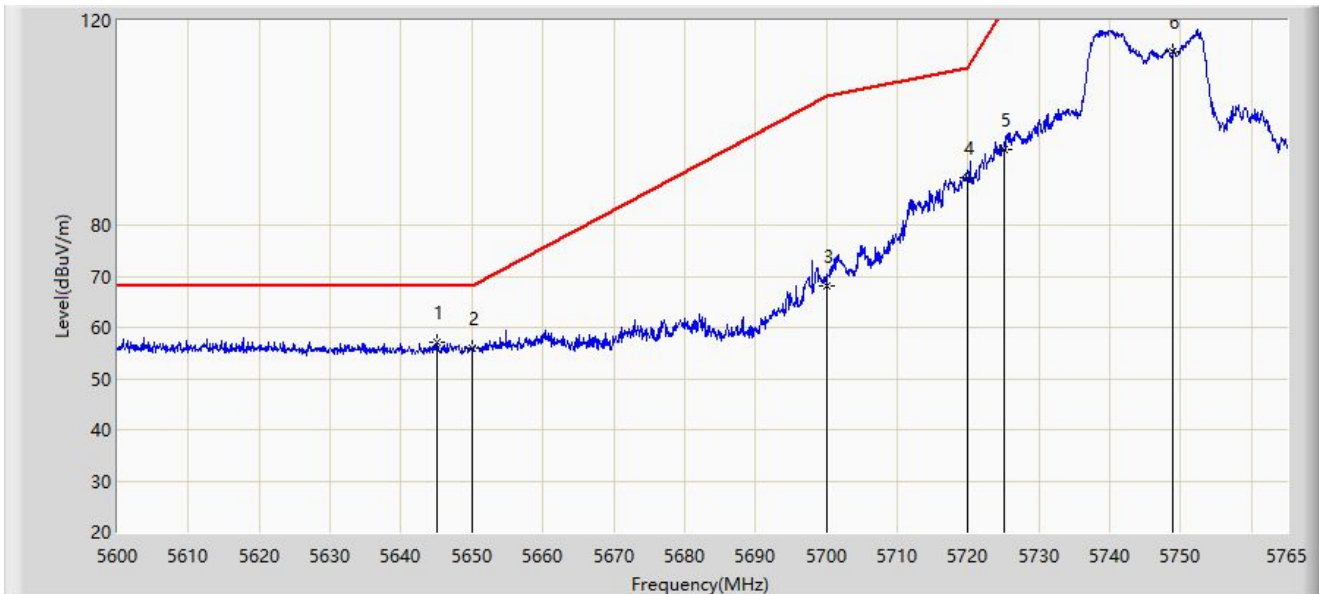
No	Mark	Frequency (MHz)	Measure Level (dBμV/m)	Reading Level (dBμV)	Margin (dB)	Limit (dBμV/m)	Factor (dB/m)	Type
1	*	5647.190	57.112	53.263	-11.088	68.200	3.849	PK
2		5650.000	55.135	51.221	-13.065	68.200	3.914	PK
3		5700.000	60.789	56.874	-44.411	105.200	3.916	PK
4		5720.000	77.528	73.599	-33.272	110.800	3.929	PK
5		5725.000	90.114	86.171	-32.086	122.200	3.943	PK
6		5749.902	115.311	111.122	N/A	N/A	4.189	PK

Note 1: " * ", means this data is the worst emission level.

Note 2: Measure Level (dBμV/m) = Reading Level (dBμV) + Factor (dB/m).

Note 3: Factor (dB/m) = Cable Loss (dB) + Antenna Factor (dB/m) - Pre_Amplifier Gain (dB).

Site: WZ-AC1	Test Date: 2022-11-20
Limit: FCC_5.8G_RE(3m)	Engineer: Charles Zhang
Probe: BBHA9120D_1167_1-18GHz	Polarity: Vertical
EUT: WiFi 6 (802.11ax) 4x4 MU-MIMO Dual Band Module	Power: AC 120V/60Hz
Test Mode: Transmit by 802.11a at 5745MHz	



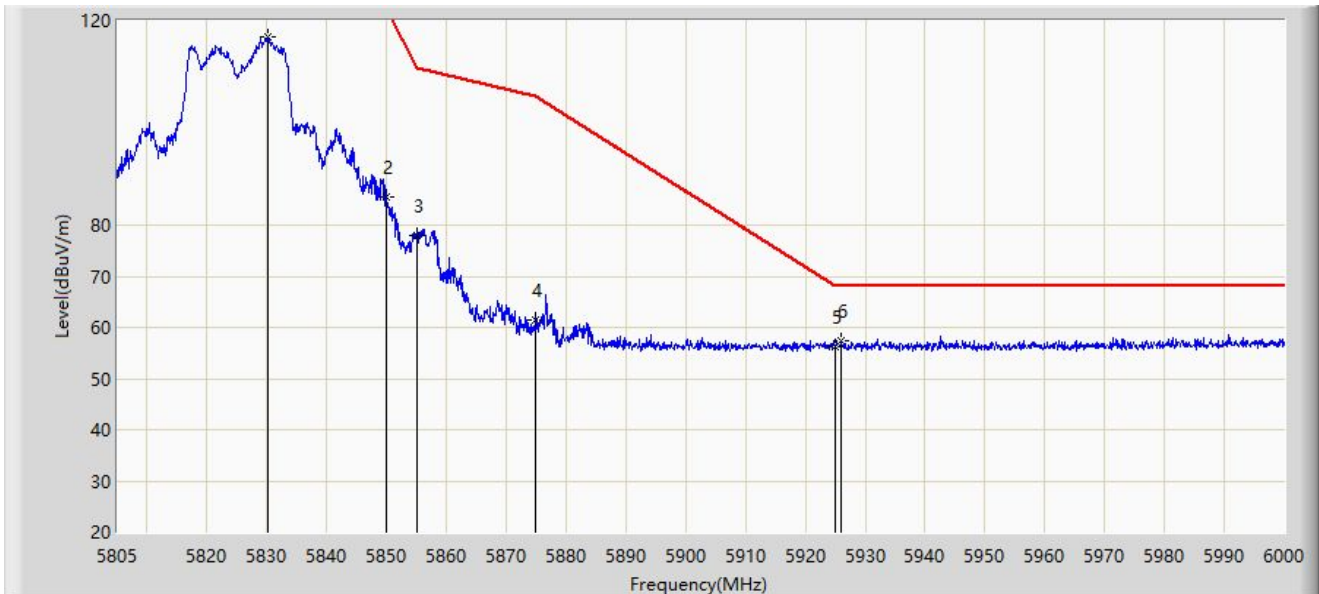
No	Mark	Frequency (MHz)	Measure Level (dBuV/m)	Reading Level (dBuV)	Margin (dB)	Limit (dBuV/m)	Factor (dB/m)	Type
1	*	5645.045	56.988	53.188	-11.212	68.200	3.799	PK
2		5650.000	55.867	51.953	-12.333	68.200	3.914	PK
3		5700.000	68.185	64.270	-37.015	105.200	3.916	PK
4		5720.000	89.222	85.293	-21.578	110.800	3.929	PK
5		5725.000	94.913	90.970	-27.287	122.200	3.943	PK
6		5748.913	114.053	109.869	N/A	N/A	4.184	PK

Note 1: " * ", means this data is the worst emission level.

Note 2: Measure Level (dBuV/m) = Reading Level (dBuV) + Factor (dB/m).

Note 3: Factor (dB/m) = Cable Loss (dB) + Antenna Factor (dB/m) - Pre_Amplifier Gain (dB).

Site: WZ-AC1	Test Date: 2022-11-20
Limit: FCC_5.8G_RE(3m)	Engineer: Charles Zhang
Probe: BBHA9120D_1167_1-18GHz	Polarity: Horizontal
EUT: WiFi 6 (802.11ax) 4x4 MU-MIMO Dual Band Module	Power: AC 120V/60Hz
Test Mode: Transmit by 802.11a at 5825MHz	



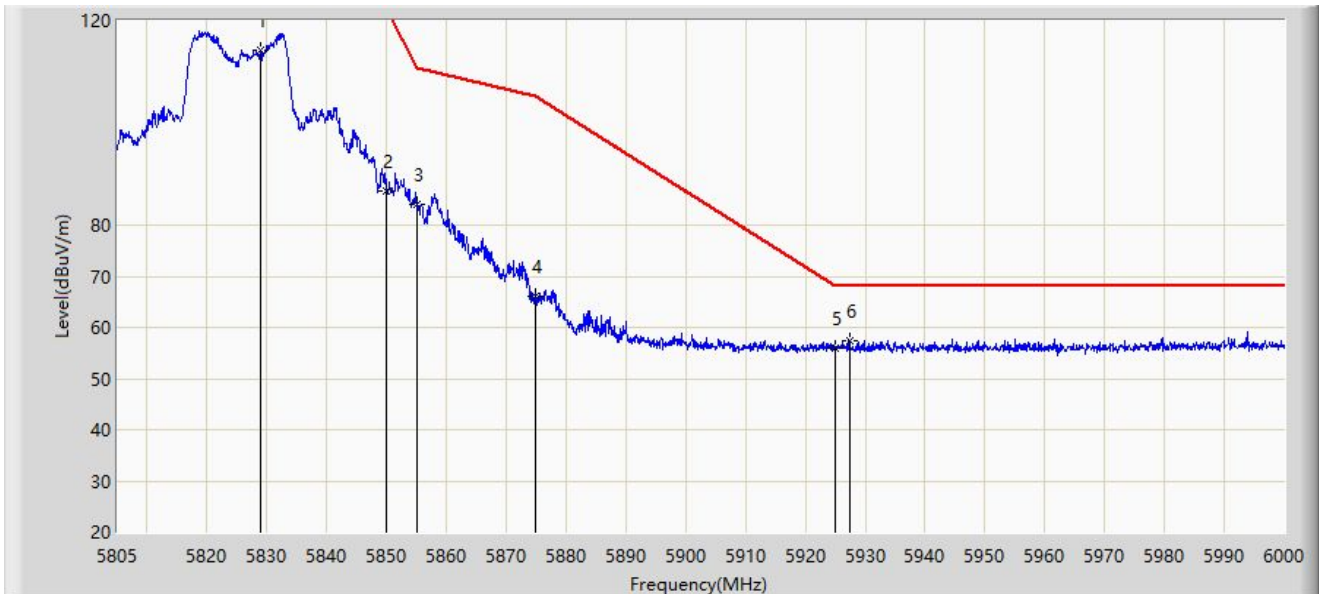
No	Mark	Frequency (MHz)	Measure Level (dBμV/m)	Reading Level (dBμV)	Margin (dB)	Limit (dBμV/m)	Factor (dB/m)	Type
1		5830.058	116.817	112.398	N/A	N/A	4.419	PK
2		5850.000	85.440	80.996	-36.760	122.200	4.444	PK
3		5855.000	77.975	73.575	-32.825	110.800	4.400	PK
4		5875.000	61.415	57.104	-43.785	105.200	4.312	PK
5		5925.000	56.348	51.717	-11.852	68.200	4.630	PK
6	*	5925.998	57.278	52.646	-10.922	68.200	4.631	PK

Note 1: " * ", means this data is the worst emission level.

Note 2: Measure Level (dBμV/m) = Reading Level (dBμV) + Factor (dB/m).

Note 3: Factor (dB/m) = Cable Loss (dB) + Antenna Factor (dB/m) - Pre_Amplifier Gain (dB).

Site: WZ-AC1	Test Date: 2022-11-20
Limit: FCC_5.8G_RE(3m)	Engineer: Charles Zhang
Probe: BBHA9120D_1167_1-18GHz	Polarity: Vertical
EUT: WiFi 6 (802.11ax) 4x4 MU-MIMO Dual Band Module	Power: AC 120V/60Hz
Test Mode: Transmit by 802.11a at 5825MHz	



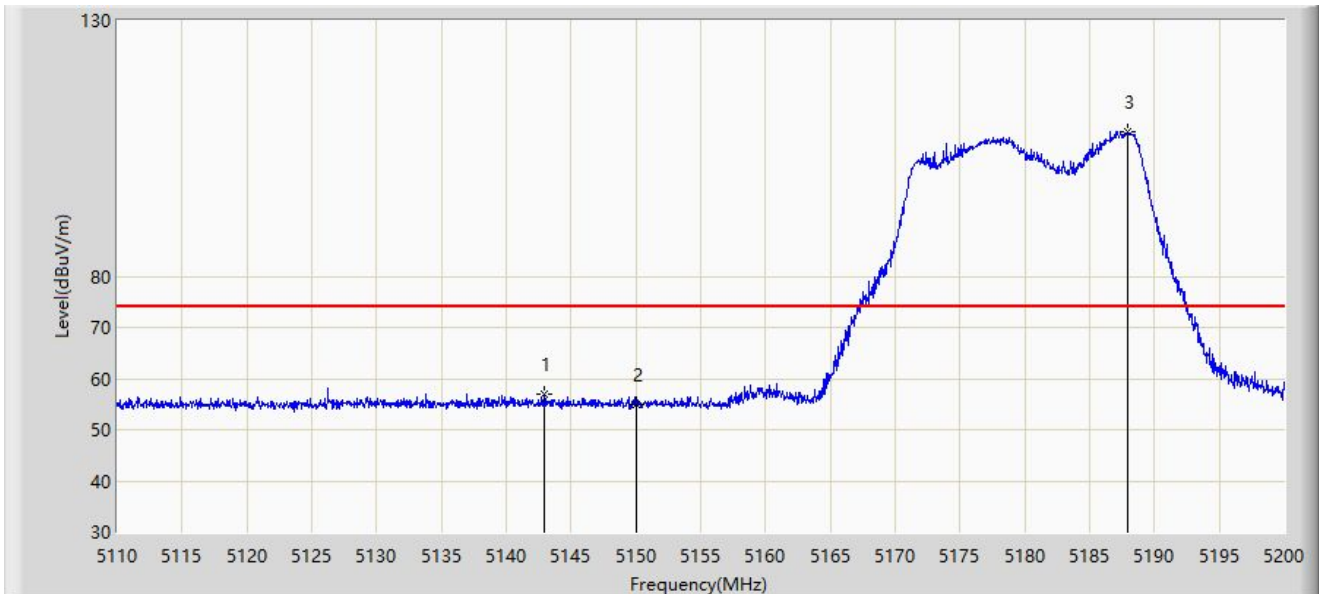
No	Mark	Frequency (MHz)	Measure Level (dBμV/m)	Reading Level (dBμV)	Margin (dB)	Limit (dBμV/m)	Factor (dB/m)	Type
1		5828.888	114.335	109.910	N/A	N/A	4.425	PK
2		5850.000	86.787	82.343	-35.413	122.200	4.444	PK
3		5855.000	84.128	79.728	-26.672	110.800	4.400	PK
4		5875.000	66.138	61.827	-39.062	105.200	4.312	PK
5		5925.000	56.025	51.394	-12.175	68.200	4.630	PK
6	*	5927.362	57.476	52.843	-10.724	68.200	4.633	PK

Note 1: " * ", means this data is the worst emission level.

Note 2: Measure Level (dBμV/m) = Reading Level (dBμV) + Factor (dB/m).

Note 3: Factor (dB/m) = Cable Loss (dB) + Antenna Factor (dB/m) - Pre_Amplifier Gain (dB).

Site: WZ-AC1	Test Date: 2022-11-23
Limit: FCC_5G_RE(3m)	Engineer: Charles Zhang
Probe: BBHA9120D_1167_1-18GHz	Polarity: Horizontal
EUT: WiFi 6 (802.11ax) 4x4 MU-MIMO Dual Band Module	Power: AC 120V/60Hz
Test Mode: Transmit by 802.11ac-VHT20 at 5180MHz	



No	Mark	Frequency (MHz)	Measure Level (dBμV/m)	Reading Level (dBμV)	Margin (dB)	Limit (dBμV/m)	Factor (dB/m)	Type
1	*	5142.985	57.064	53.430	-16.936	74.000	3.634	PK
2		5150.000	55.027	51.386	-18.973	74.000	3.641	PK
3		5187.985	108.165	104.813	N/A	N/A	3.352	PK

Note 1: " * ", means this data is the worst emission level.

Note 2: Measure Level (dBμV/m) = Reading Level (dBμV) + Factor (dB/m).

Note 3: Factor (dB/m) = Cable Loss (dB) + Antenna Factor (dB/m) - Pre_Amplifier Gain (dB).

Site: WZ-AC1	Test Date: 2022-11-23
Limit: FCC_5G_RE(3m)	Engineer: Charles Zhang
Probe: BBHA9120D_1167_1-18GHz	Polarity: Horizontal
EUT: WiFi 6 (802.11ax) 4x4 MU-MIMO Dual Band Module	Power: AC 120V/60Hz
Test Mode: Transmit by 802.11ac-VHT20 at 5180MHz	



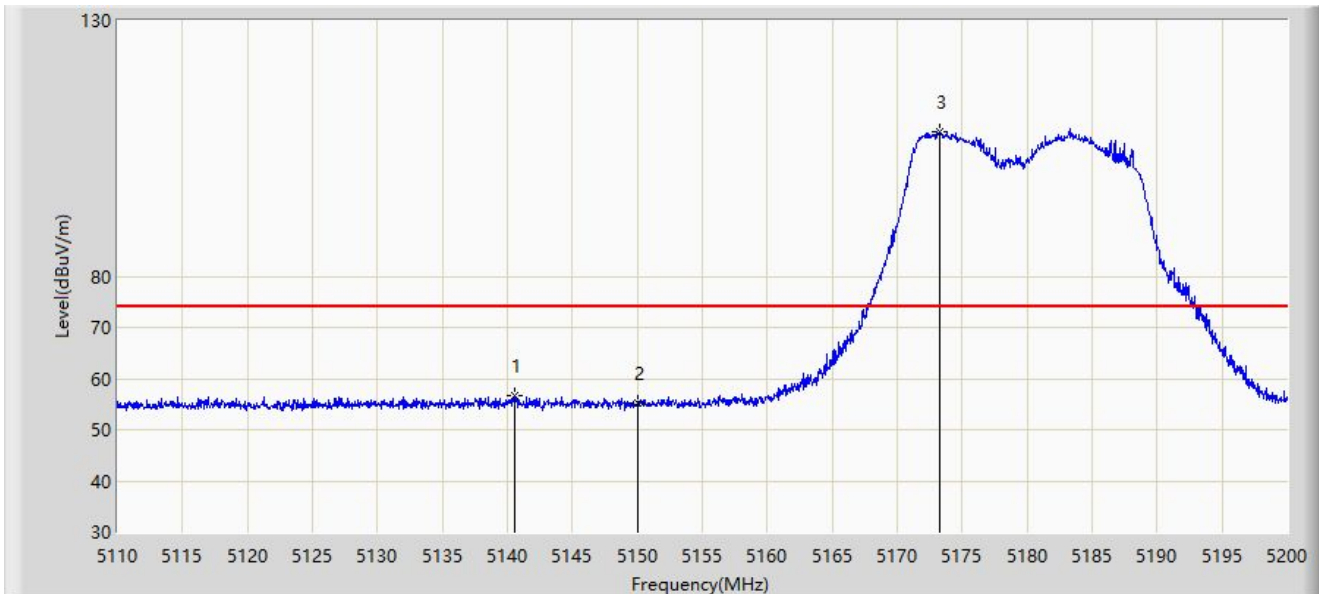
No	Mark	Frequency (MHz)	Measure Level (dBμV/m)	Reading Level (dBμV)	Margin (dB)	Limit (dBμV/m)	Factor (dB/m)	Type
1	*	5149.780	44.324	40.682	-9.676	54.000	3.642	AV
2		5150.000	44.067	40.426	-9.933	54.000	3.641	AV
3		5188.210	100.844	97.493	N/A	N/A	3.351	AV

Note 1: " * ", means this data is the worst emission level.

Note 2: Measure Level (dBμV/m) = Reading Level (dBμV) + Factor (dB/m).

Note 3: Factor (dB/m) = Cable Loss (dB) + Antenna Factor (dB/m) - Pre_Amplifier Gain (dB).

Site: WZ-AC1	Test Date: 2022-11-23
Limit: FCC_5G_RE(3m)	Engineer: Charles Zhang
Probe: BBHA9120D_1167_1-18GHz	Polarity: Vertical
EUT: WiFi 6 (802.11ax) 4x4 MU-MIMO Dual Band Module	Power: AC 120V/60Hz
Test Mode: Transmit by 802.11ac-VHT20 at 5180MHz	



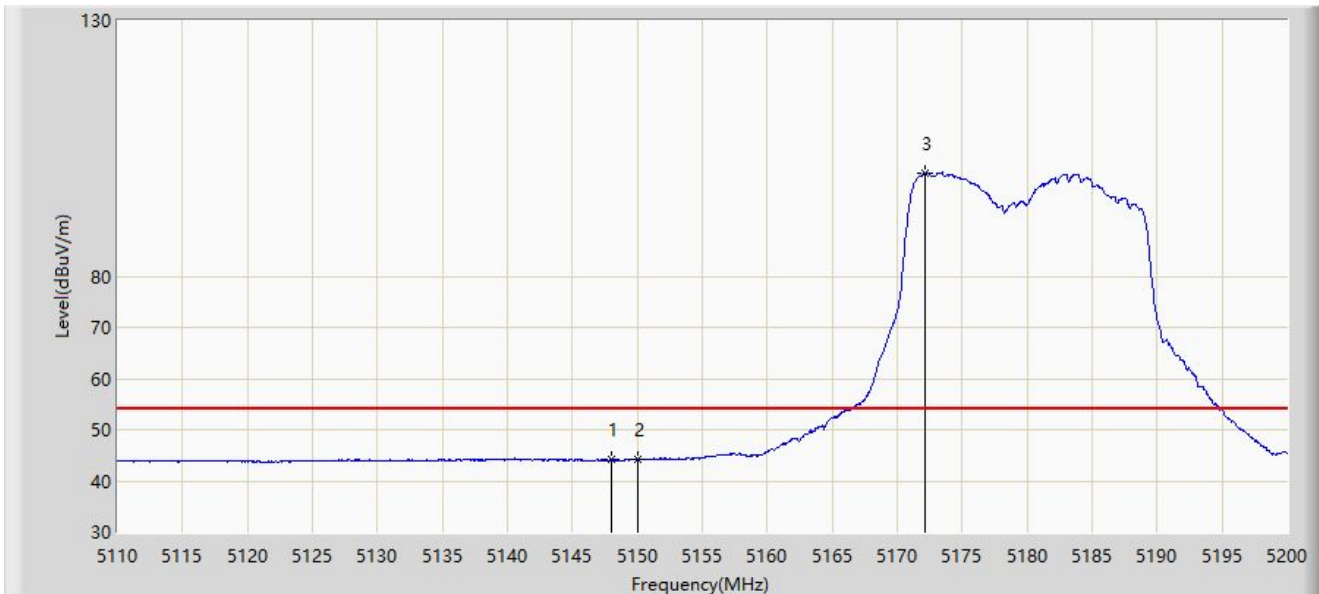
No	Mark	Frequency (MHz)	Measure Level (dBμV/m)	Reading Level (dBμV)	Margin (dB)	Limit (dBμV/m)	Factor (dB/m)	Type
1	*	5140.600	56.656	53.029	-17.344	74.000	3.627	PK
2		5150.000	55.331	51.690	-18.669	74.000	3.641	PK
3		5173.315	108.252	104.909	N/A	N/A	3.342	PK

Note 1: " * ", means this data is the worst emission level.

Note 2: Measure Level (dBμV/m) = Reading Level (dBμV) + Factor (dB/m).

Note 3: Factor (dB/m) = Cable Loss (dB) + Antenna Factor (dB/m) - Pre_Amplifier Gain (dB).

Site: WZ-AC1	Test Date: 2022-11-23
Limit: FCC_5G_RE(3m)	Engineer: Charles Zhang
Probe: BBHA9120D_1167_1-18GHz	Polarity: Vertical
EUT: WiFi 6 (802.11ax) 4x4 MU-MIMO Dual Band Module	Power: AC 120V/60Hz
Test Mode: Transmit by 802.11ac-VHT20 at 5180MHz	



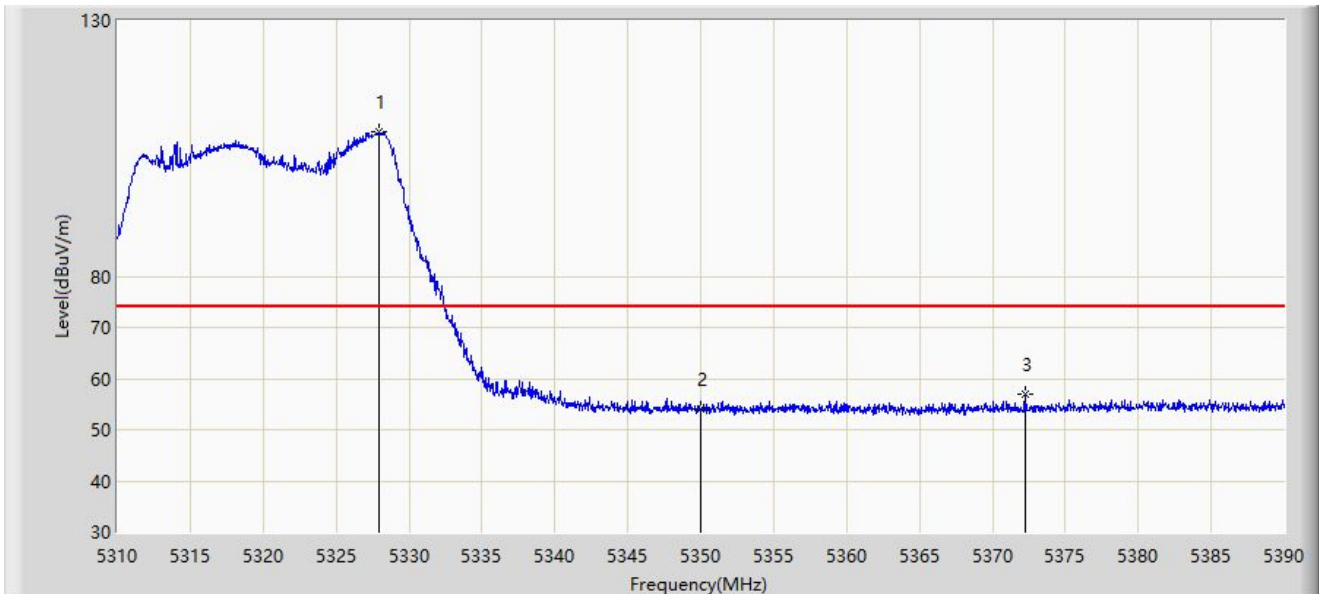
No	Mark	Frequency (MHz)	Measure Level (dBμV/m)	Reading Level (dBμV)	Margin (dB)	Limit (dBμV/m)	Factor (dB/m)	Type
1	*	5148.025	44.268	40.619	-9.732	54.000	3.649	AV
2		5150.000	44.204	40.563	-9.796	54.000	3.641	AV
3		5172.100	100.076	96.732	N/A	N/A	3.343	AV

Note 1: " * ", means this data is the worst emission level.

Note 2: Measure Level (dBμV/m) = Reading Level (dBμV) + Factor (dB/m).

Note 3: Factor (dB/m) = Cable Loss (dB) + Antenna Factor (dB/m) - Pre_Amplifier Gain (dB).

Site: WZ-AC1	Test Date: 2022-11-23
Limit: FCC_5G_RE(3m)	Engineer: Charles Zhang
Probe: BBHA9120D_1167_1-18GHz	Polarity: Horizontal
EUT: WiFi 6 (802.11ax) 4x4 MU-MIMO Dual Band Module	Power: AC 120V/60Hz
Test Mode: Transmit by 802.11ac-VHT20 at 5320MHz	



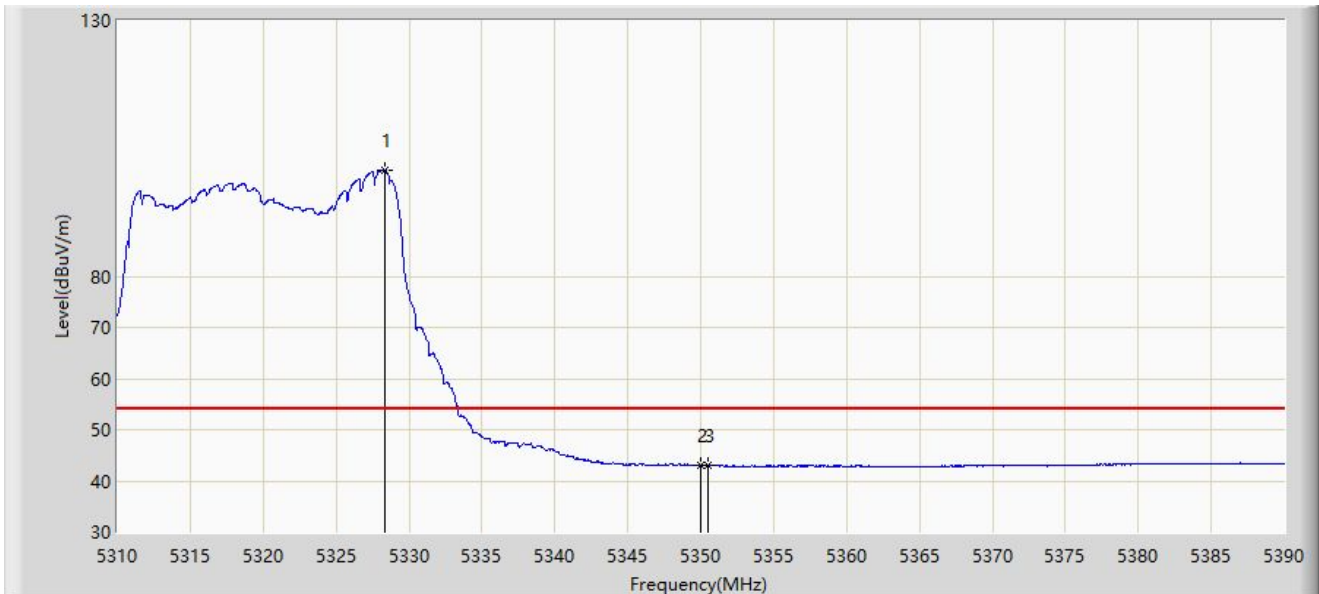
No	Mark	Frequency (MHz)	Measure Level (dB μ V/m)	Reading Level (dB μ V)	Margin (dB)	Limit (dB μ V/m)	Factor (dB/m)	Type
1		5327.960	108.185	104.774	N/A	N/A	3.411	PK
2		5350.000	53.922	50.577	-20.078	74.000	3.344	PK
3	*	5372.240	56.918	53.570	-17.082	74.000	3.347	PK

Note 1: " * ", means this data is the worst emission level.

Note 2: Measure Level (dB μ V/m) = Reading Level (dB μ V) + Factor (dB/m).

Note 3: Factor (dB/m) = Cable Loss (dB) + Antenna Factor (dB/m) - Pre_Amplifier Gain (dB).

Site: WZ-AC1	Test Date: 2022-11-23
Limit: FCC_5G_RE(3m)	Engineer: Charles Zhang
Probe: BBHA9120D_1167_1-18GHz	Polarity: Horizontal
EUT: WiFi 6 (802.11ax) 4x4 MU-MIMO Dual Band Module	Power: AC 120V/60Hz
Test Mode: Transmit by 802.11ac-VHT20 at 5320MHz	



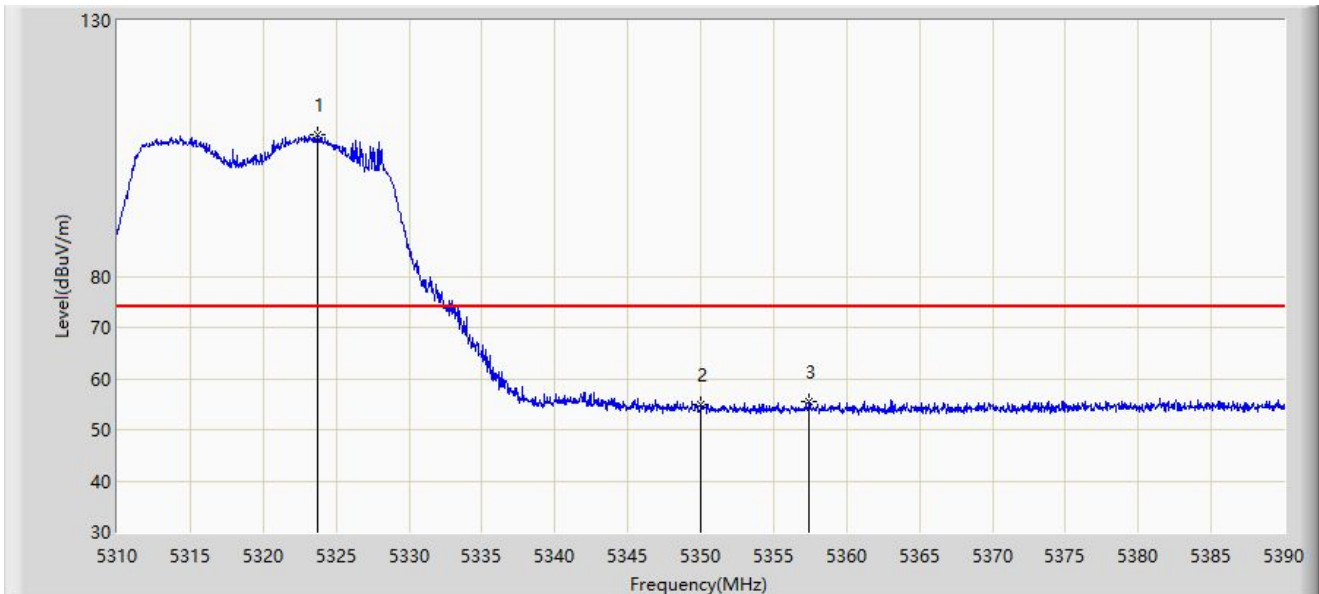
No	Mark	Frequency (MHz)	Measure Level (dBμV/m)	Reading Level (dBμV)	Margin (dB)	Limit (dBμV/m)	Factor (dB/m)	Type
1		5328.360	100.688	97.277	N/A	N/A	3.411	AV
2		5350.000	42.950	39.605	-11.050	54.000	3.344	AV
3	*	5350.480	43.098	39.761	-10.902	54.000	3.337	AV

Note 1: " * ", means this data is the worst emission level.

Note 2: Measure Level (dBμV/m) = Reading Level (dBμV) + Factor (dB/m).

Note 3: Factor (dB/m) = Cable Loss (dB) + Antenna Factor (dB/m) - Pre_Amplifier Gain (dB).

Site: WZ-AC1	Test Date: 2022-11-23
Limit: FCC_5G_RE(3m)	Engineer: Charles Zhang
Probe: BBHA9120D_1167_1-18GHz	Polarity: Vertical
EUT: WiFi 6 (802.11ax) 4x4 MU-MIMO Dual Band Module	Power: AC 120V/60Hz
Test Mode: Transmit by 802.11ac-VHT20 at 5320MHz	



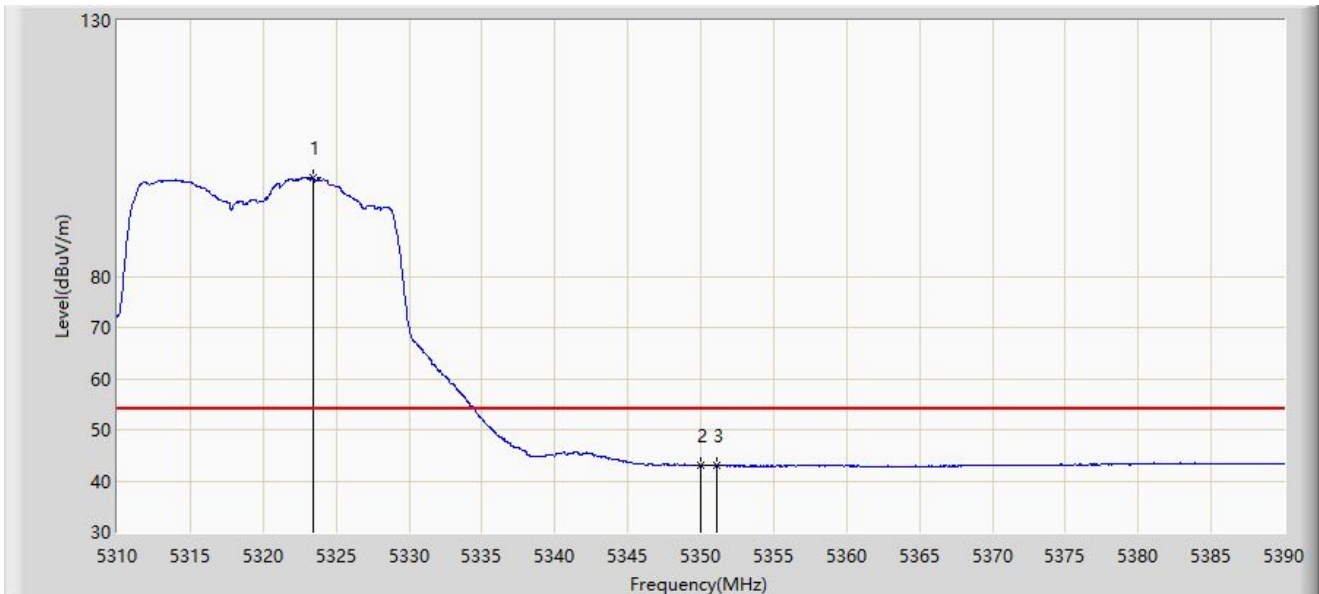
No	Mark	Frequency (MHz)	Measure Level (dBμV/m)	Reading Level (dBμV)	Margin (dB)	Limit (dBμV/m)	Factor (dB/m)	Type
1		5323.760	107.596	104.190	N/A	N/A	3.406	PK
2		5350.000	54.949	51.604	-19.051	74.000	3.344	PK
3	*	5357.440	55.390	52.095	-18.610	74.000	3.296	PK

Note 1: " * ", means this data is the worst emission level.

Note 2: Measure Level (dBμV/m) = Reading Level (dBμV) + Factor (dB/m).

Note 3: Factor (dB/m) = Cable Loss (dB) + Antenna Factor (dB/m) - Pre_Amplifier Gain (dB).

Site: WZ-AC1	Test Date: 2022-11-23
Limit: FCC_5G_RE(3m)	Engineer: Charles Zhang
Probe: BBHA9120D_1167_1-18GHz	Polarity: Vertical
EUT: WiFi 6 (802.11ax) 4x4 MU-MIMO Dual Band Module	Power: AC 120V/60Hz
Test Mode: Transmit by 802.11ac-VHT20 at 5320MHz	



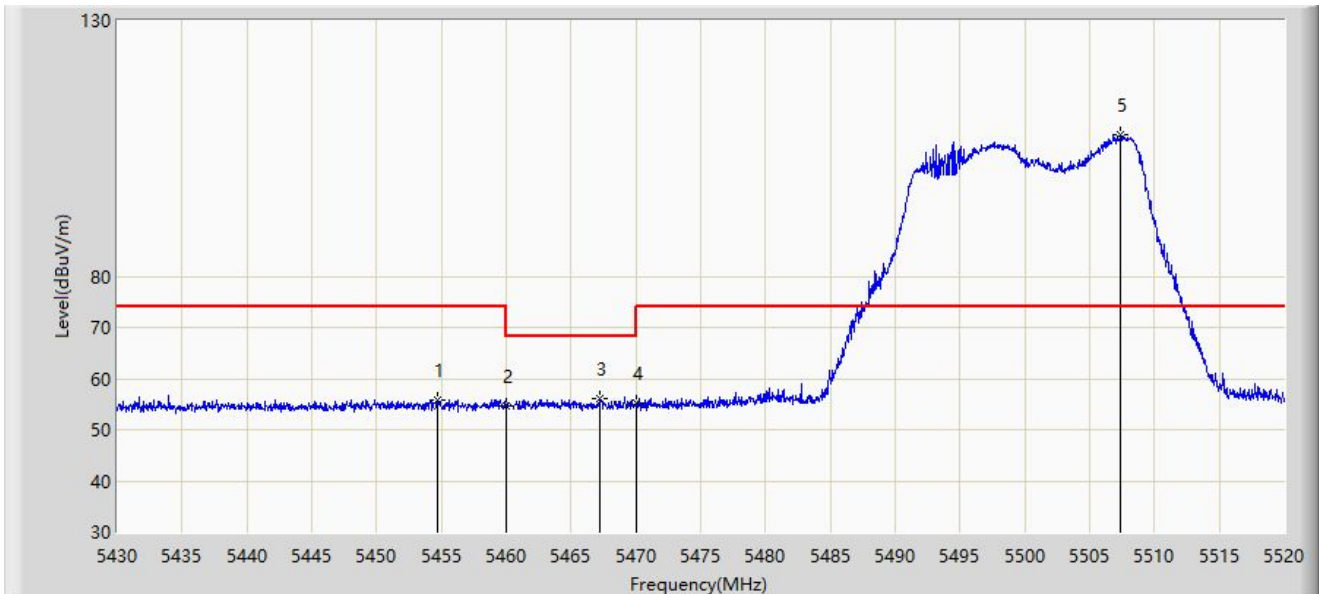
No	Mark	Frequency (MHz)	Measure Level (dBμV/m)	Reading Level (dBμV)	Margin (dB)	Limit (dBμV/m)	Factor (dB/m)	Type
1		5323.400	99.159	95.753	N/A	N/A	3.406	AV
2		5350.000	43.070	39.725	-10.930	54.000	3.344	AV
3	*	5351.080	43.146	39.819	-10.854	54.000	3.326	AV

Note 1: " * ", means this data is the worst emission level.

Note 2: Measure Level (dBμV/m) = Reading Level (dBμV) + Factor (dB/m).

Note 3: Factor (dB/m) = Cable Loss (dB) + Antenna Factor (dB/m) - Pre_Amplifier Gain (dB).

Site: WZ-AC1	Test Date: 2022-11-23
Limit: FCC_5G_RE(3m)	Engineer: Charles Zhang
Probe: BBHA9120D_1167_1-18GHz	Polarity: Horizontal
EUT: WiFi 6 (802.11ax) 4x4 MU-MIMO Dual Band Module	Power: AC 120V/60Hz
Test Mode: Transmit by 802.11ac-VHT20 at 5500MHz	



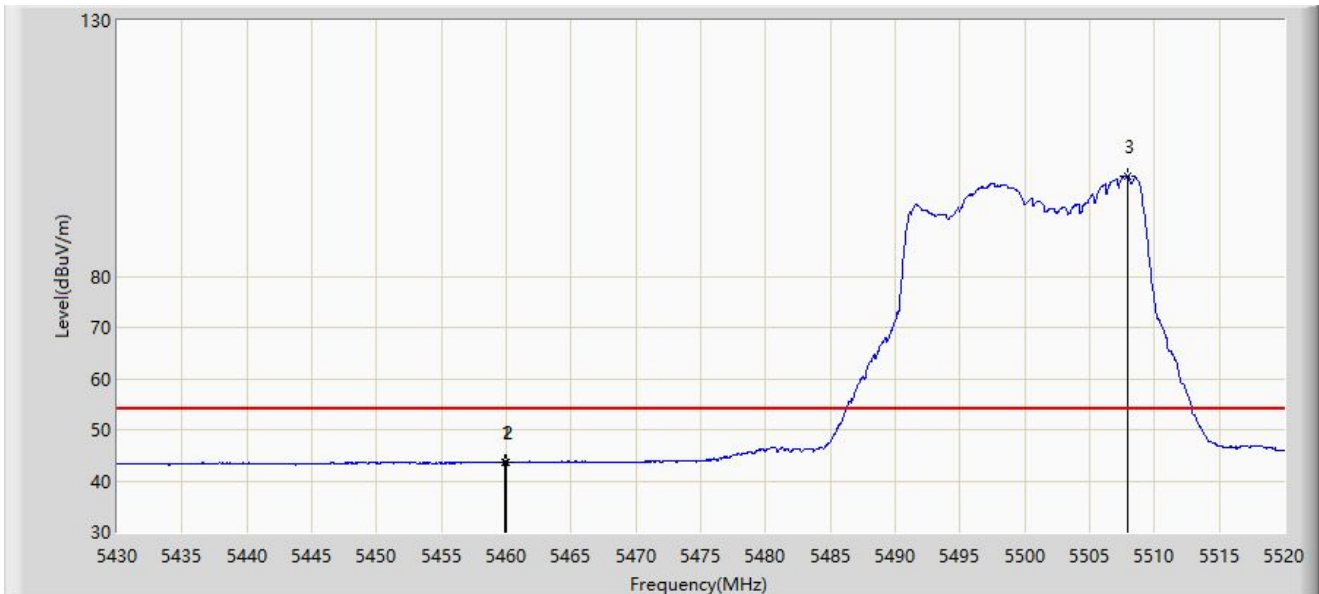
No	Mark	Frequency (MHz)	Measure Level (dBμV/m)	Reading Level (dBμV)	Margin (dB)	Limit (dBμV/m)	Factor (dB/m)	Type
1		5454.750	55.816	52.244	-18.184	74.000	3.571	PK
2		5460.000	54.542	50.912	-19.458	74.000	3.630	PK
3	*	5467.215	56.189	52.515	-12.011	68.200	3.674	PK
4		5470.000	55.211	51.520	-12.989	68.200	3.691	PK
5		5507.400	107.652	103.835	N/A	N/A	3.816	PK

Note 1: " * ", means this data is the worst emission level.

Note 2: Measure Level (dBμV/m) = Reading Level (dBμV) + Factor (dB/m).

Note 3: Factor (dB/m) = Cable Loss (dB) + Antenna Factor (dB/m) - Pre_Amplifier Gain (dB).

Site: WZ-AC1	Test Date: 2022-11-23
Limit: FCC_5G_RE(3m)	Engineer: Charles Zhang
Probe: BBHA9120D_1167_1-18GHz	Polarity: Horizontal
EUT: WiFi 6 (802.11ax) 4x4 MU-MIMO Dual Band Module	Power: AC 120V/60Hz
Test Mode: Transmit by 802.11ac-VHT20 at 5500MHz	



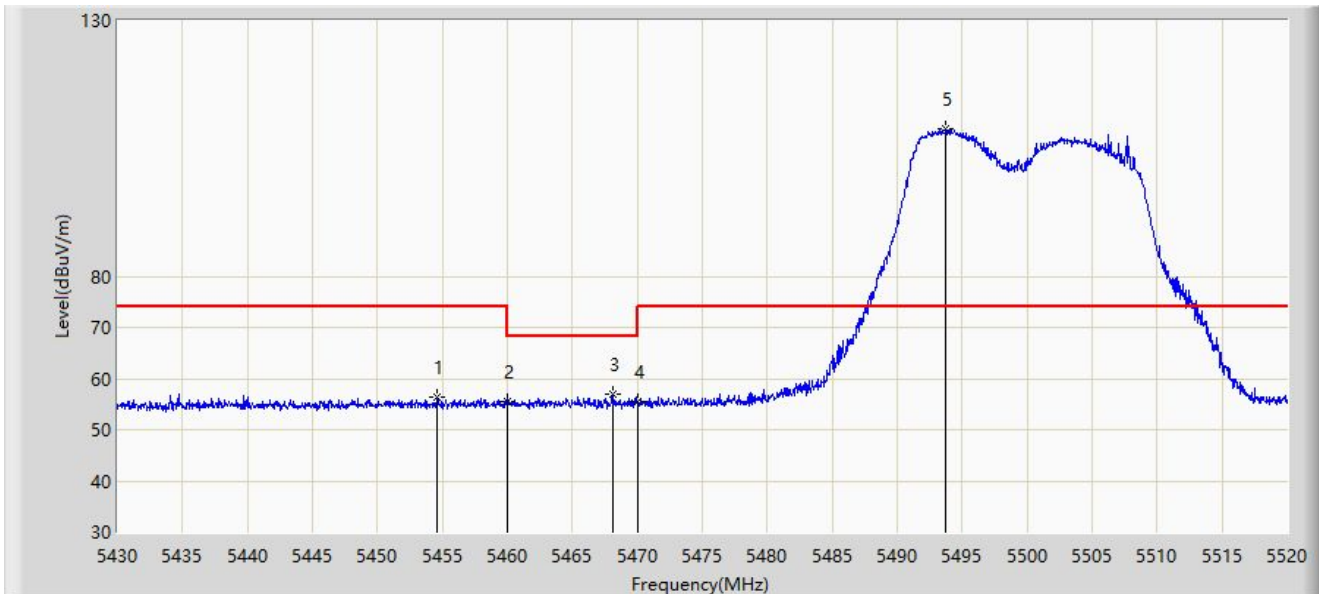
No	Mark	Frequency (MHz)	Measure Level (dB μ V/m)	Reading Level (dB μ V)	Margin (dB)	Limit (dB μ V/m)	Factor (dB/m)	Type
1	*	5459.925	43.753	40.123	-10.247	54.000	3.629	AV
2		5460.000	43.631	40.001	-10.369	54.000	3.630	AV
3		5507.895	99.640	95.828	N/A	N/A	3.812	AV

Note 1: " * ", means this data is the worst emission level.

Note 2: Measure Level (dB μ V/m) = Reading Level (dB μ V) + Factor (dB/m).

Note 3: Factor (dB/m) = Cable Loss (dB) + Antenna Factor (dB/m) - Pre_Amplifier Gain (dB).

Site: WZ-AC1	Test Date: 2022-11-23
Limit: FCC_5G_RE(3m)	Engineer: Charles Zhang
Probe: BBHA9120D_1167_1-18GHz	Polarity: Vertical
EUT: WiFi 6 (802.11ax) 4x4 MU-MIMO Dual Band Module	Power: AC 120V/60Hz
Test Mode: Transmit by 802.11ac-VHT20 at 5500MHz	



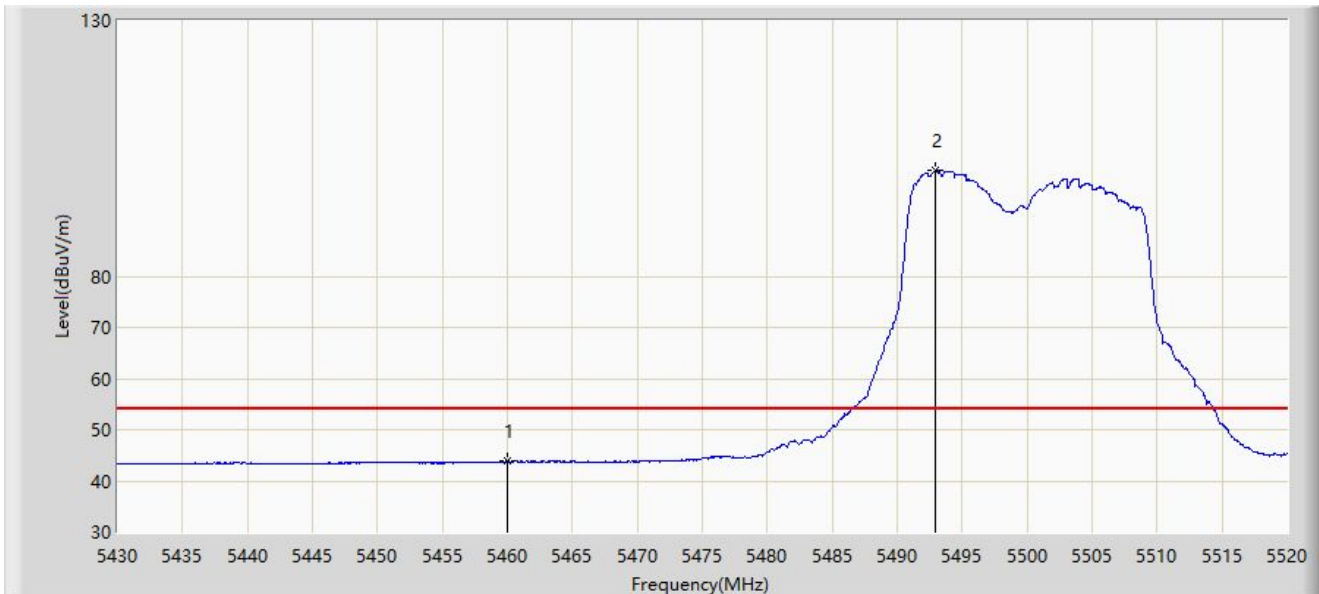
No	Mark	Frequency (MHz)	Measure Level (dBμV/m)	Reading Level (dBμV)	Margin (dB)	Limit (dBμV/m)	Factor (dB/m)	Type
1		5454.570	56.415	52.847	-17.585	74.000	3.568	PK
2		5460.000	55.391	51.761	-18.609	74.000	3.630	PK
3	*	5468.070	56.946	53.267	-11.254	68.200	3.679	PK
4		5470.000	55.462	51.771	-12.738	68.200	3.691	PK
5		5493.765	108.976	105.031	N/A	N/A	3.944	PK

Note 1: " * ", means this data is the worst emission level.

Note 2: Measure Level (dBμV/m) = Reading Level (dBμV) + Factor (dB/m).

Note 3: Factor (dB/m) = Cable Loss (dB) + Antenna Factor (dB/m) - Pre_Amplifier Gain (dB).

Site: WZ-AC1	Test Date: 2022-11-23
Limit: FCC_5G_RE(3m)	Engineer: Charles Zhang
Probe: BBHA9120D_1167_1-18GHz	Polarity: Vertical
EUT: WiFi 6 (802.11ax) 4x4 MU-MIMO Dual Band Module	Power: AC 120V/60Hz
Test Mode: Transmit by 802.11ac-VHT20 at 5500MHz	



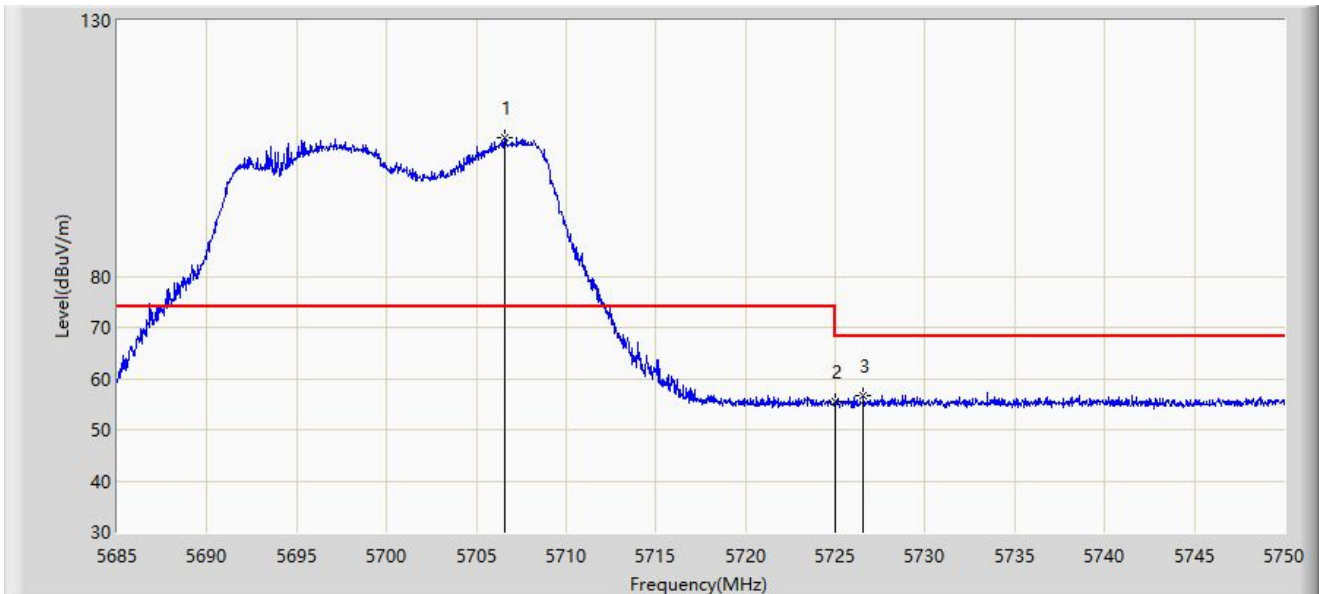
No	Mark	Frequency (MHz)	Measure Level (dBμV/m)	Reading Level (dBμV)	Margin (dB)	Limit (dBμV/m)	Factor (dB/m)	Type
1	*	5460.000	43.851	40.221	-10.149	54.000	3.630	AV
2		5492.955	100.683	96.731	N/A	N/A	3.952	AV

Note 1: " * ", means this data is the worst emission level.

Note 2: Measure Level (dBμV/m) = Reading Level (dBμV) + Factor (dB/m).

Note 3: Factor (dB/m) = Cable Loss (dB) + Antenna Factor (dB/m) - Pre_Amplifier Gain (dB).

Site: WZ-AC1	Test Date: 2022-11-23
Limit: FCC_5G_RE(3m)	Engineer: Charles Zhang
Probe: BBHA9120D_1167_1-18GHz	Polarity: Horizontal
EUT: WiFi 6 (802.11ax) 4x4 MU-MIMO Dual Band Module	Power: AC 120V/60Hz
Test Mode: Transmit by 802.11ac-VHT20 at 5700MHz	



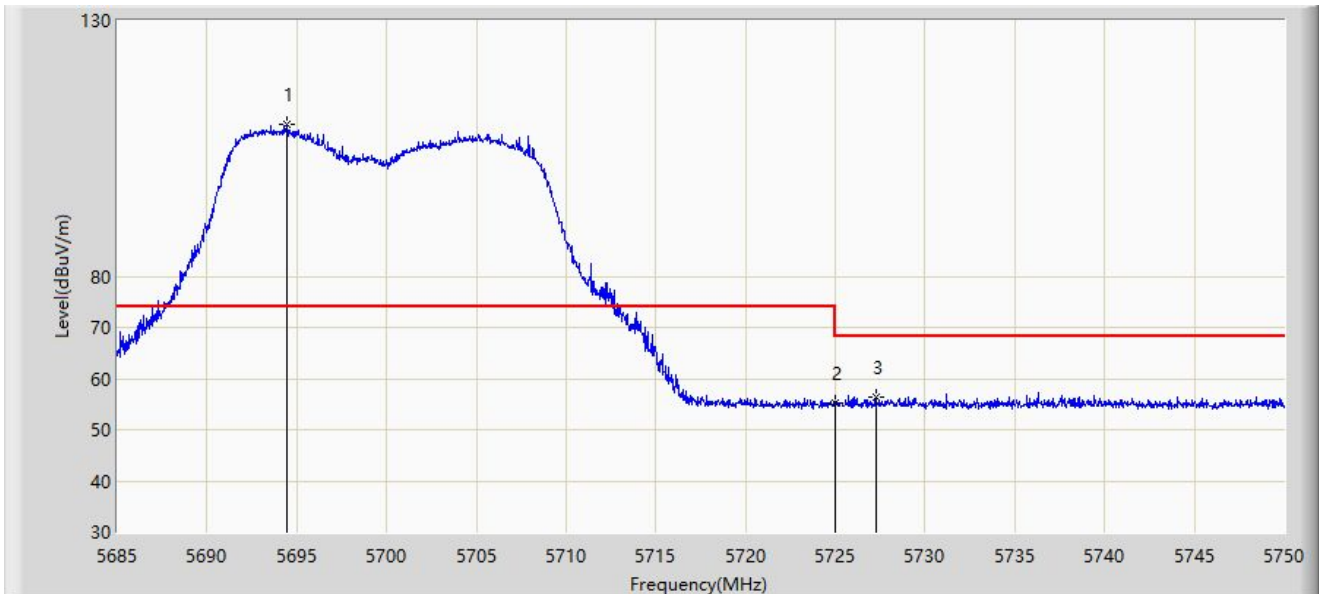
No	Mark	Frequency (MHz)	Measure Level (dBμV/m)	Reading Level (dBμV)	Margin (dB)	Limit (dBμV/m)	Factor (dB/m)	Type
1		5706.612	106.981	103.078	N/A	N/A	3.903	PK
2		5725.000	55.467	51.524	-12.733	68.200	3.943	PK
3	*	5726.567	56.703	52.751	-11.497	68.200	3.952	PK

Note 1: " * ", means this data is the worst emission level.

Note 2: Measure Level (dBμV/m) = Reading Level (dBμV) + Factor (dB/m).

Note 3: Factor (dB/m) = Cable Loss (dB) + Antenna Factor (dB/m) - Pre_Amplifier Gain (dB).

Site: WZ-AC1	Test Date: 2022-11-23
Limit: FCC_5G_RE(3m)	Engineer: Charles Zhang
Probe: BBHA9120D_1167_1-18GHz	Polarity: Vertical
EUT: WiFi 6 (802.11ax) 4x4 MU-MIMO Dual Band Module	Power: AC 120V/60Hz
Test Mode: Transmit by 802.11ac-VHT20 at 5700MHz	



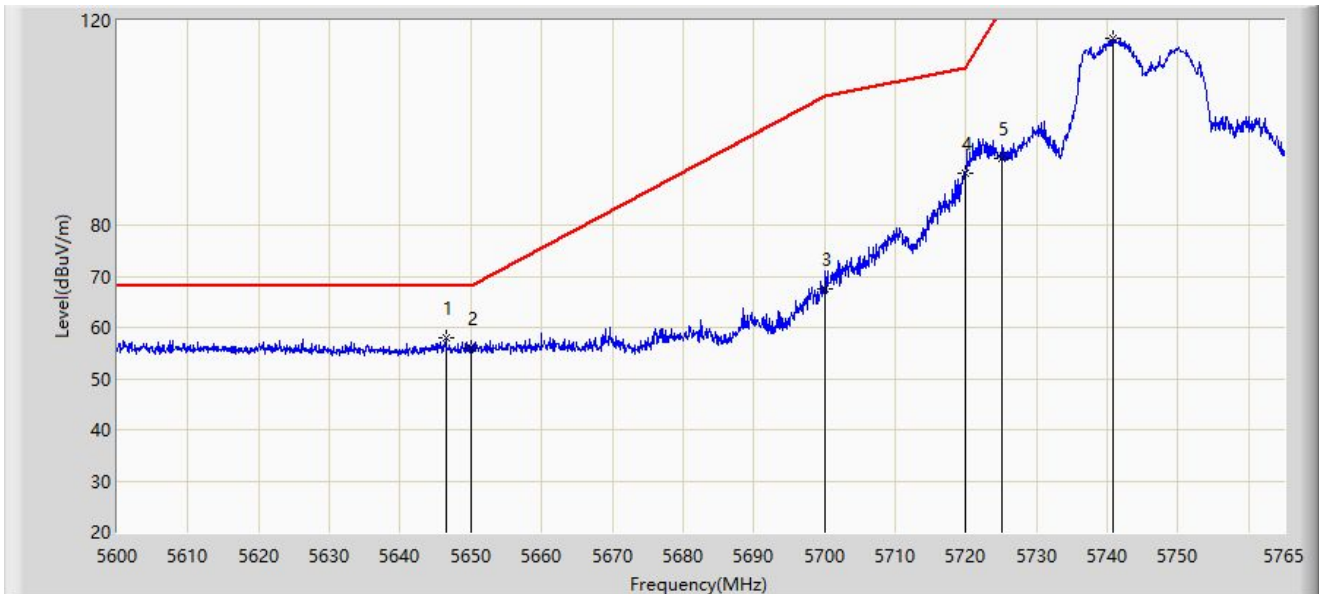
No	Mark	Frequency (MHz)	Measure Level (dBμV/m)	Reading Level (dBμV)	Margin (dB)	Limit (dBμV/m)	Factor (dB/m)	Type
1		5694.458	109.567	105.642	N/A	N/A	3.925	PK
2		5725.000	55.118	51.175	-13.082	68.200	3.943	PK
3	*	5727.250	56.441	52.481	-11.759	68.200	3.960	PK

Note 1: " * ", means this data is the worst emission level.

Note 2: Measure Level (dBμV/m) = Reading Level (dBμV) + Factor (dB/m).

Note 3: Factor (dB/m) = Cable Loss (dB) + Antenna Factor (dB/m) - Pre_Amplifier Gain (dB).

Site: WZ-AC1	Test Date: 2022-11-20
Limit: FCC_5.8G_RE(3m)	Engineer: Charles Zhang
Probe: BBHA9120D_1167_1-18GHz	Polarity: Horizontal
EUT: WiFi 6 (802.11ax) 4x4 MU-MIMO Dual Band Module	Power: AC 120V/60Hz
Test Mode: Transmit by 802.11ac-VHT20 at 5745MHz	



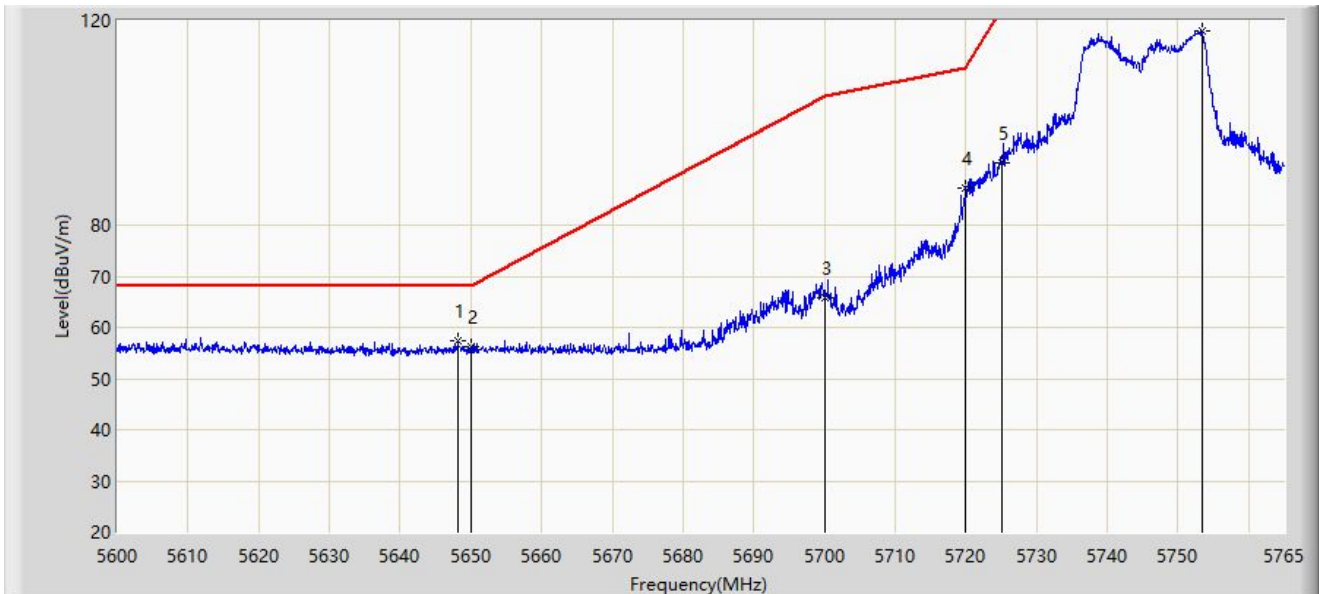
No	Mark	Frequency (MHz)	Measure Level (dBμV/m)	Reading Level (dBμV)	Margin (dB)	Limit (dBμV/m)	Factor (dB/m)	Type
1	*	5646.447	58.031	54.199	-10.169	68.200	3.832	PK
2		5650.000	55.832	51.918	-12.368	68.200	3.914	PK
3		5700.000	67.581	63.666	-37.619	105.200	3.916	PK
4		5720.000	90.277	86.348	-20.523	110.800	3.929	PK
5		5725.000	93.036	89.093	-29.164	122.200	3.943	PK
6		5740.828	116.437	112.304	N/A	N/A	4.132	PK

Note 1: " * ", means this data is the worst emission level.

Note 2: Measure Level (dBμV/m) = Reading Level (dBμV) + Factor (dB/m).

Note 3: Factor (dB/m) = Cable Loss (dB) + Antenna Factor (dB/m) - Pre_Amplifier Gain (dB).

Site: WZ-AC1	Test Date: 2022-11-20
Limit: FCC_5.8G_RE(3m)	Engineer: Charles Zhang
Probe: BBHA9120D_1167_1-18GHz	Polarity: Vertical
EUT: WiFi 6 (802.11ax) 4x4 MU-MIMO Dual Band Module	Power: AC 120V/60Hz
Test Mode: Transmit by 802.11ac-VHT20 at 5745MHz	



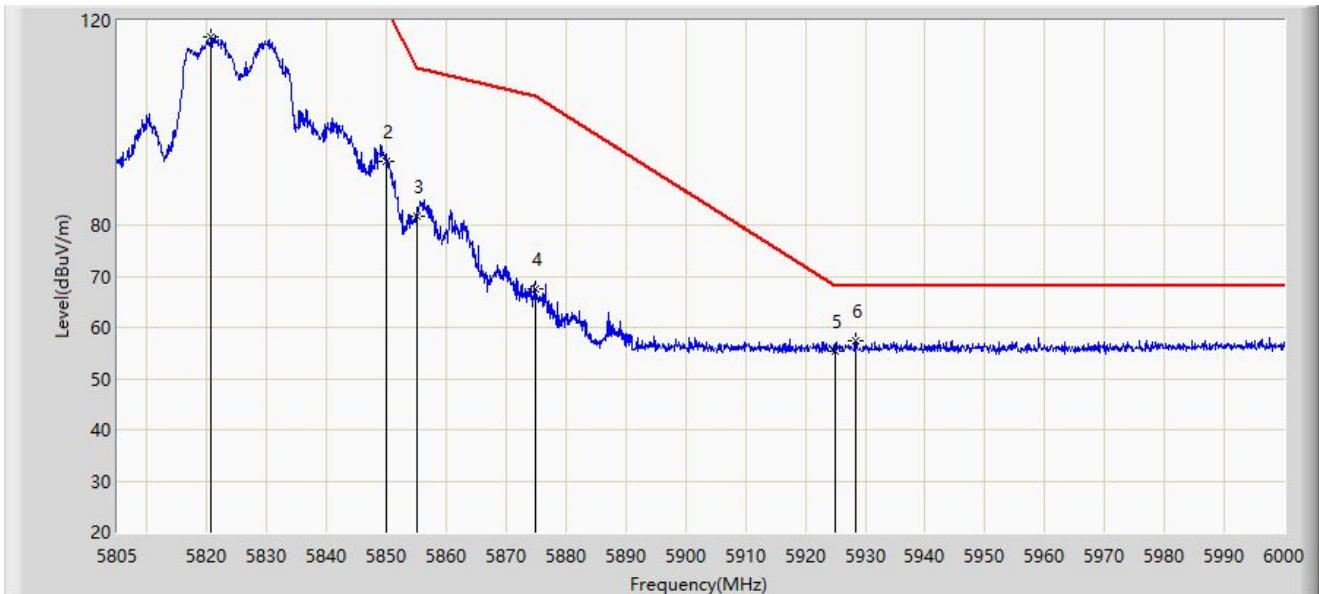
No	Mark	Frequency (MHz)	Measure Level (dB μ V/m)	Reading Level (dB μ V)	Margin (dB)	Limit (dB μ V/m)	Factor (dB/m)	Type
1	*	5648.180	57.325	53.453	-10.875	68.200	3.872	PK
2		5650.000	56.148	52.234	-12.052	68.200	3.914	PK
3		5700.000	65.759	61.844	-39.441	105.200	3.916	PK
4		5720.000	87.128	83.199	-23.672	110.800	3.929	PK
5		5725.000	92.178	88.235	-30.022	122.200	3.943	PK
6		5753.368	118.094	113.889	N/A	N/A	4.205	PK

Note 1: " * ", means this data is the worst emission level.

Note 2: Measure Level (dB μ V/m) = Reading Level (dB μ V) + Factor (dB/m).

Note 3: Factor (dB/m) = Cable Loss (dB) + Antenna Factor (dB/m) - Pre_Amplifier Gain (dB).

Site: WZ-AC1	Test Date: 2022-11-20
Limit: FCC_5.8G_RE(3m)	Engineer: Charles Zhang
Probe: BBHA9120D_1167_1-18GHz	Polarity: Horizontal
EUT: WiFi 6 (802.11ax) 4x4 MU-MIMO Dual Band Module	Power: AC 120V/60Hz
Test Mode: Transmit by 802.11ac-VHT20 at 5825MHz	



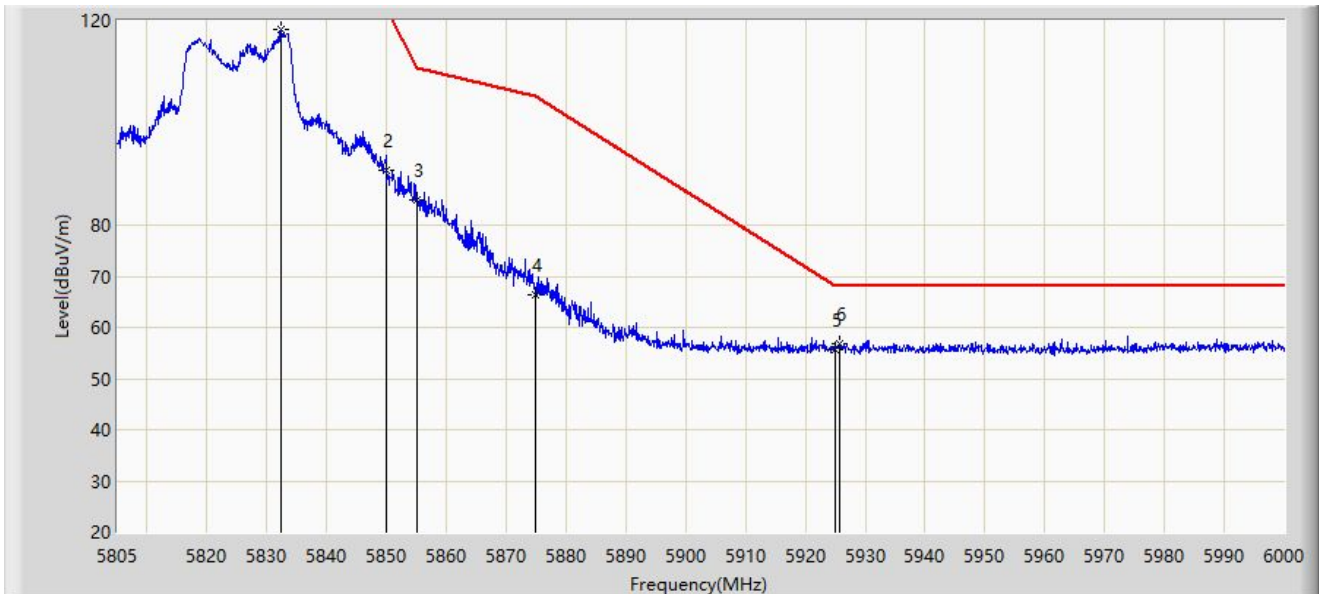
No	Mark	Frequency (MHz)	Measure Level (dBμV/m)	Reading Level (dBμV)	Margin (dB)	Limit (dBμV/m)	Factor (dB/m)	Type
1		5820.697	116.774	112.395	N/A	N/A	4.379	PK
2		5850.000	92.460	88.016	-29.740	122.200	4.444	PK
3		5855.000	81.855	77.455	-28.945	110.800	4.400	PK
4		5875.000	67.393	63.082	-37.807	105.200	4.312	PK
5		5925.000	55.482	50.851	-12.718	68.200	4.630	PK
6	*	5928.435	57.489	52.855	-10.711	68.200	4.634	PK

Note 1: " * ", means this data is the worst emission level.

Note 2: Measure Level (dBμV/m) = Reading Level (dBμV) + Factor (dB/m).

Note 3: Factor (dB/m) = Cable Loss (dB) + Antenna Factor (dB/m) - Pre_Amplifier Gain (dB).

Site: WZ-AC1	Test Date: 2022-11-20
Limit: FCC_5.8G_RE(3m)	Engineer: Charles Zhang
Probe: BBHA9120D_1167_1-18GHz	Polarity: Vertical
EUT: WiFi 6 (802.11ax) 4x4 MU-MIMO Dual Band Module	Power: AC 120V/60Hz
Test Mode: Transmit by 802.11ac-VHT20 at 5825MHz	



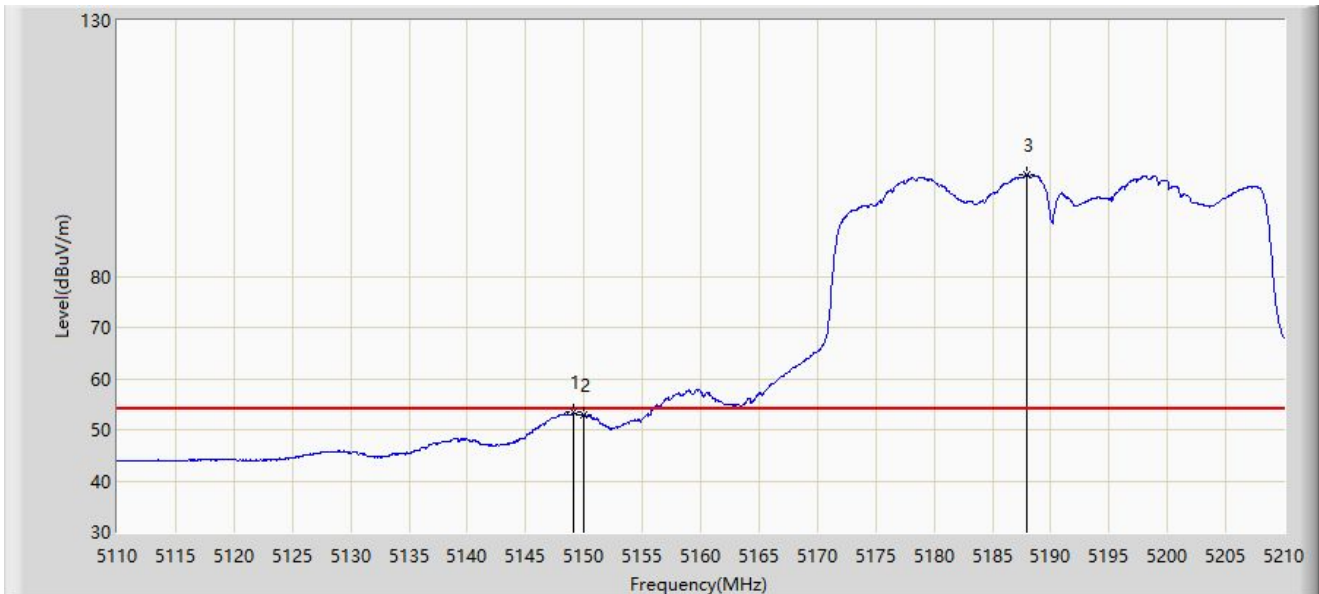
No	Mark	Frequency (MHz)	Measure Level (dBμV/m)	Reading Level (dBμV)	Margin (dB)	Limit (dBμV/m)	Factor (dB/m)	Type
1		5832.300	118.140	113.732	N/A	N/A	4.407	PK
2		5850.000	90.793	86.349	-31.407	122.200	4.444	PK
3		5855.000	84.851	80.451	-25.949	110.800	4.400	PK
4		5875.000	66.514	62.203	-38.686	105.200	4.312	PK
5		5925.000	55.670	51.039	-12.530	68.200	4.630	PK
6	*	5925.705	56.811	52.180	-11.389	68.200	4.632	PK

Note 1: " * ", means this data is the worst emission level.

Note 2: Measure Level (dBμV/m) = Reading Level (dBμV) + Factor (dB/m).

Note 3: Factor (dB/m) = Cable Loss (dB) + Antenna Factor (dB/m) - Pre_Amplifier Gain (dB).

Site: WZ-AC1	Test Date: 2022-11-23
Limit: FCC_5G_RE(3m)	Engineer: Charles Zhang
Probe: BBHA9120D_1167_1-18GHz	Polarity: Horizontal
EUT: WiFi 6 (802.11ax) 4x4 MU-MIMO Dual Band Module	Power: AC 120V/60Hz
Test Mode: Transmit by 802.11ac-VHT40 at 5190MHz	



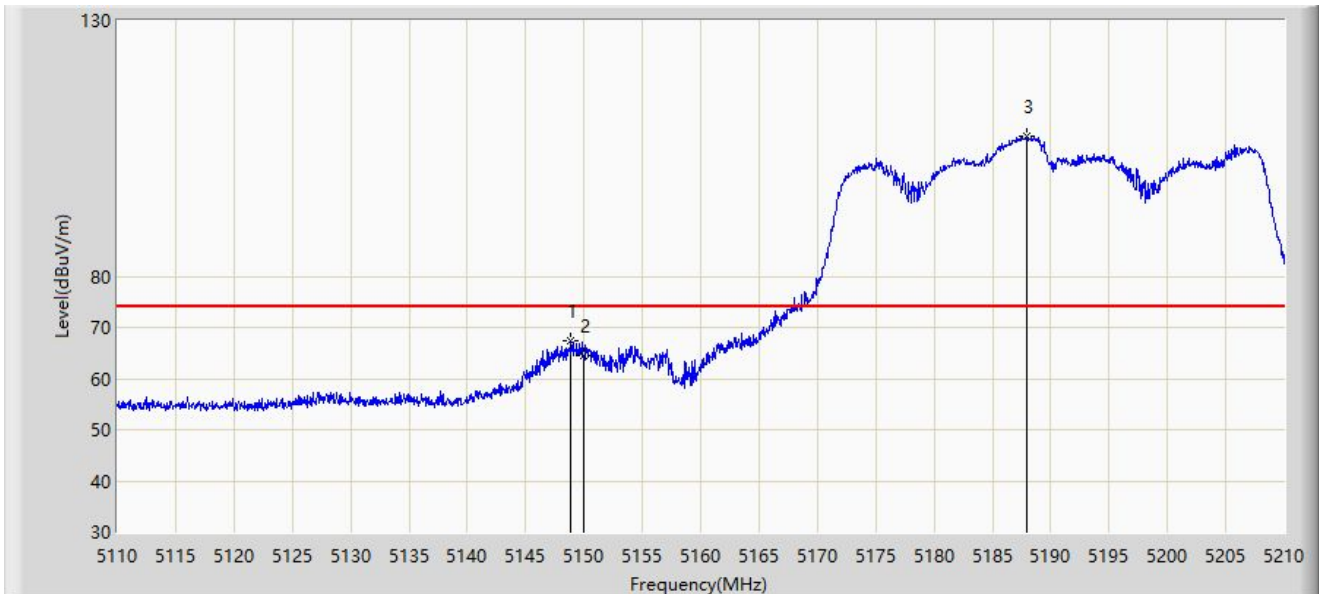
No	Mark	Frequency (MHz)	Measure Level (dBμV/m)	Reading Level (dBμV)	Margin (dB)	Limit (dBμV/m)	Factor (dB/m)	Type
1	*	5149.100	53.342	49.697	-0.658	54.000	3.644	AV
2		5150.000	52.911	49.270	-1.089	54.000	3.641	AV
3		5188.000	99.880	96.528	N/A	N/A	3.352	AV

Note 1: " * ", means this data is the worst emission level.

Note 2: Measure Level (dBμV/m) = Reading Level (dBμV) + Factor (dB/m).

Note 3: Factor (dB/m) = Cable Loss (dB) + Antenna Factor (dB/m) - Pre_Amplifier Gain (dB).

Site: WZ-AC1	Test Date: 2022-11-23
Limit: FCC_5G_RE(3m)	Engineer: Charles Zhang
Probe: BBHA9120D_1167_1-18GHz	Polarity: Horizontal
EUT: WiFi 6 (802.11ax) 4x4 MU-MIMO Dual Band Module	Power: AC 120V/60Hz
Test Mode: Transmit by 802.11ac-VHT40 at 5190MHz	



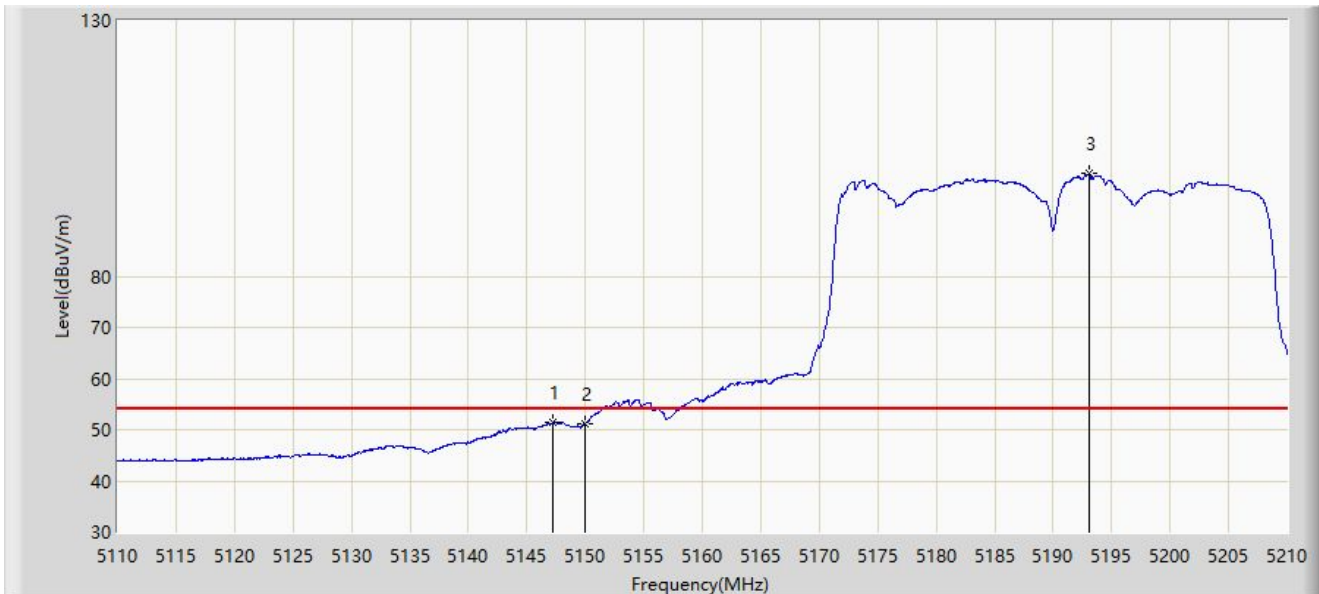
No	Mark	Frequency (MHz)	Measure Level (dBμV/m)	Reading Level (dBμV)	Margin (dB)	Limit (dBμV/m)	Factor (dB/m)	Type
1	*	5148.850	67.370	63.724	-6.630	74.000	3.646	PK
2		5150.000	64.548	60.907	-9.452	74.000	3.641	PK
3		5187.950	107.321	103.968	N/A	N/A	3.352	PK

Note 1: " * ", means this data is the worst emission level.

Note 2: Measure Level (dBμV/m) = Reading Level (dBμV) + Factor (dB/m).

Note 3: Factor (dB/m) = Cable Loss (dB) + Antenna Factor (dB/m) - Pre_Amplifier Gain (dB).

Site: WZ-AC1	Test Date: 2022-11-23
Limit: FCC_5G_RE(3m)	Engineer: Charles Zhang
Probe: BBHA9120D_1167_1-18GHz	Polarity: Vertical
EUT: WiFi 6 (802.11ax) 4x4 MU-MIMO Dual Band Module	Power: AC 120V/60Hz
Test Mode: Transmit by 802.11ac-VHT40 at 5190MHz	



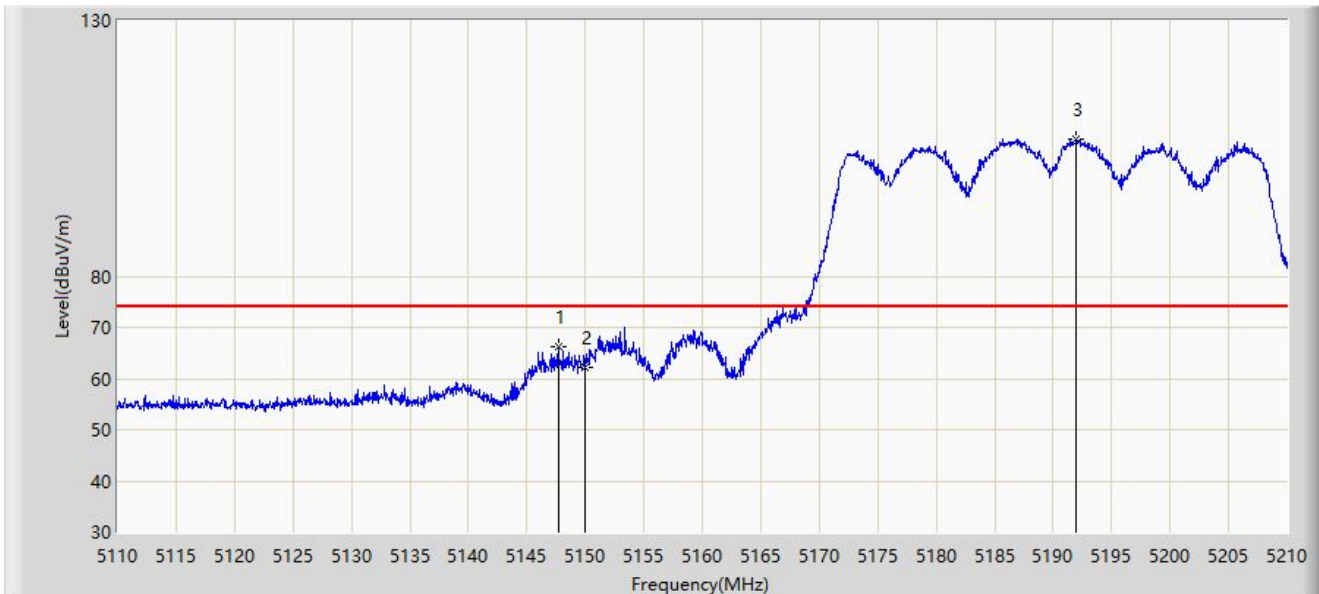
No	Mark	Frequency (MHz)	Measure Level (dB μ V/m)	Reading Level (dB μ V)	Margin (dB)	Limit (dB μ V/m)	Factor (dB/m)	Type
1	*	5147.200	51.316	47.669	-2.684	54.000	3.648	AV
2		5150.000	51.265	47.624	-2.735	54.000	3.641	AV
3		5193.050	100.034	96.712	N/A	N/A	3.322	AV

Note 1: " * ", means this data is the worst emission level.

Note 2: Measure Level (dB μ V/m) = Reading Level (dB μ V) + Factor (dB/m).

Note 3: Factor (dB/m) = Cable Loss (dB) + Antenna Factor (dB/m) - Pre_Amplifier Gain (dB).

Site: WZ-AC1	Test Date: 2022-11-23
Limit: FCC_5G_RE(3m)	Engineer: Charles Zhang
Probe: BBHA9120D_1167_1-18GHz	Polarity: Vertical
EUT: WiFi 6 (802.11ax) 4x4 MU-MIMO Dual Band Module	Power: AC 120V/60Hz
Test Mode: Transmit by 802.11ac-VHT40 at 5190MHz	



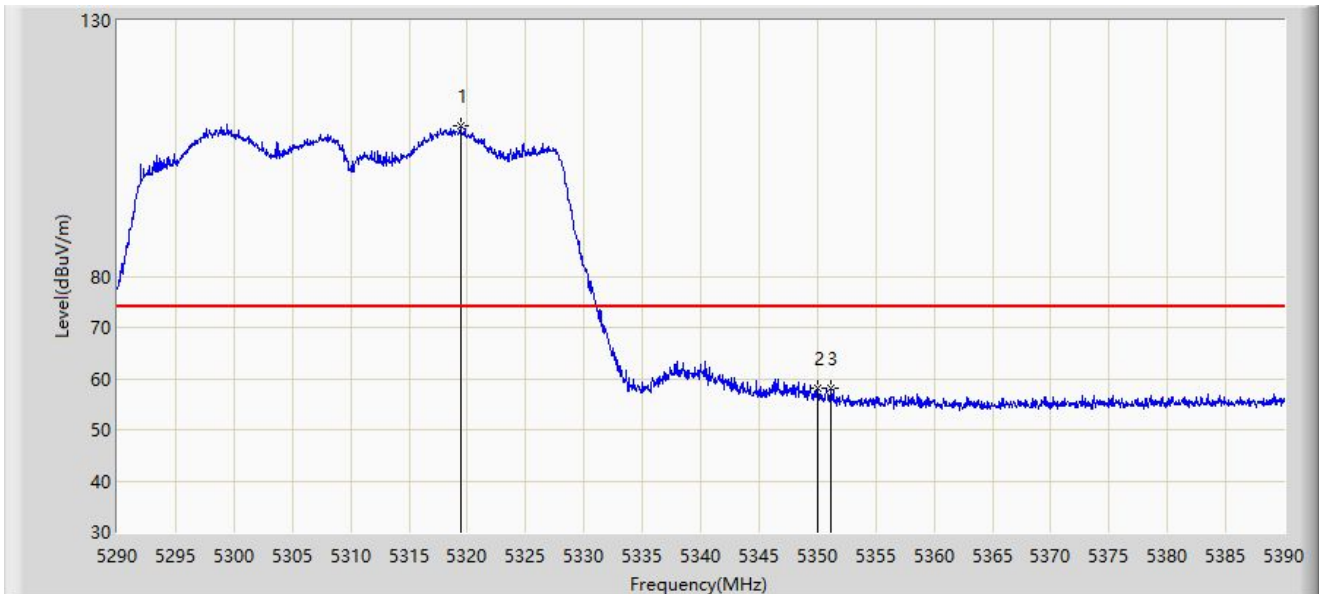
No	Mark	Frequency (MHz)	Measure Level (dBμV/m)	Reading Level (dBμV)	Margin (dB)	Limit (dBμV/m)	Factor (dB/m)	Type
1	*	5147.700	66.168	62.519	-7.832	74.000	3.648	PK
2		5150.000	62.197	58.556	-11.803	74.000	3.641	PK
3		5191.950	106.862	103.534	N/A	N/A	3.328	PK

Note 1: " * ", means this data is the worst emission level.

Note 2: Measure Level (dBμV/m) = Reading Level (dBμV) + Factor (dB/m).

Note 3: Factor (dB/m) = Cable Loss (dB) + Antenna Factor (dB/m) - Pre_Amplifier Gain (dB).

Site: WZ-AC1	Test Date: 2022-11-23
Limit: FCC_5G_RE(3m)	Engineer: Charles Zhang
Probe: BBHA9120D_1167_1-18GHz	Polarity: Horizontal
EUT: WiFi 6 (802.11ax) 4*4 MU-MIMO Dual Band Module	Power: AC 120V/60Hz
Test Mode: Transmit by 802.11ac-VHT40 at 5310MHz	



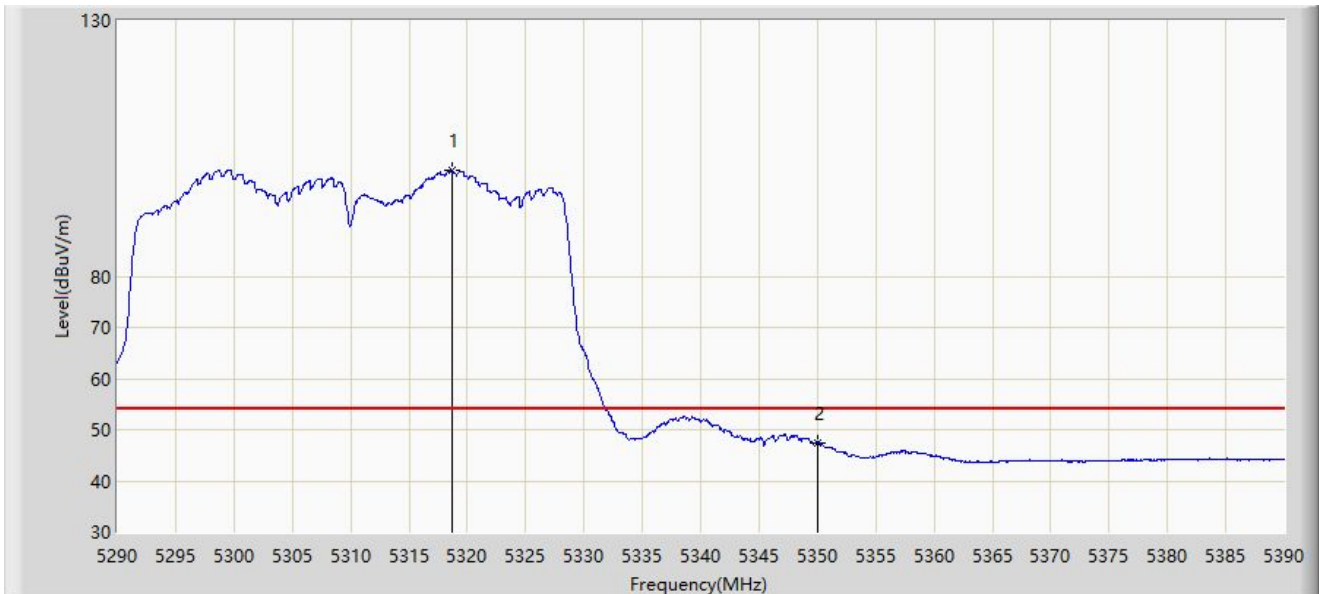
No	Mark	Frequency (MHz)	Measure Level (dBμV/m)	Reading Level (dBμV)	Margin (dB)	Limit (dBμV/m)	Factor (dB/m)	Type
1		5319.400	109.375	105.974	N/A	N/A	3.401	PK
2		5350.000	58.013	54.668	-15.987	74.000	3.344	PK
3	*	5351.200	58.097	54.772	-15.903	74.000	3.325	PK

Note 1: " * ", means this data is the worst emission level.

Note 2: Measure Level (dBμV/m) = Reading Level (dBμV) + Factor (dB/m).

Note 3: Factor (dB/m) = Cable Loss (dB) + Antenna Factor (dB/m) - Pre_Amplifier Gain (dB).

Site: WZ-AC1	Test Date: 2022-11-23
Limit: FCC_5G_RE(3m)	Engineer: Charles Zhang
Probe: BBHA9120D_1167_1-18GHz	Polarity: Horizontal
EUT: WiFi 6 (802.11ax) 4x4 MU-MIMO Dual Band Module	Power: AC 120V/60Hz
Test Mode: Transmit by 802.11ac-VHT40 at 5310MHz	



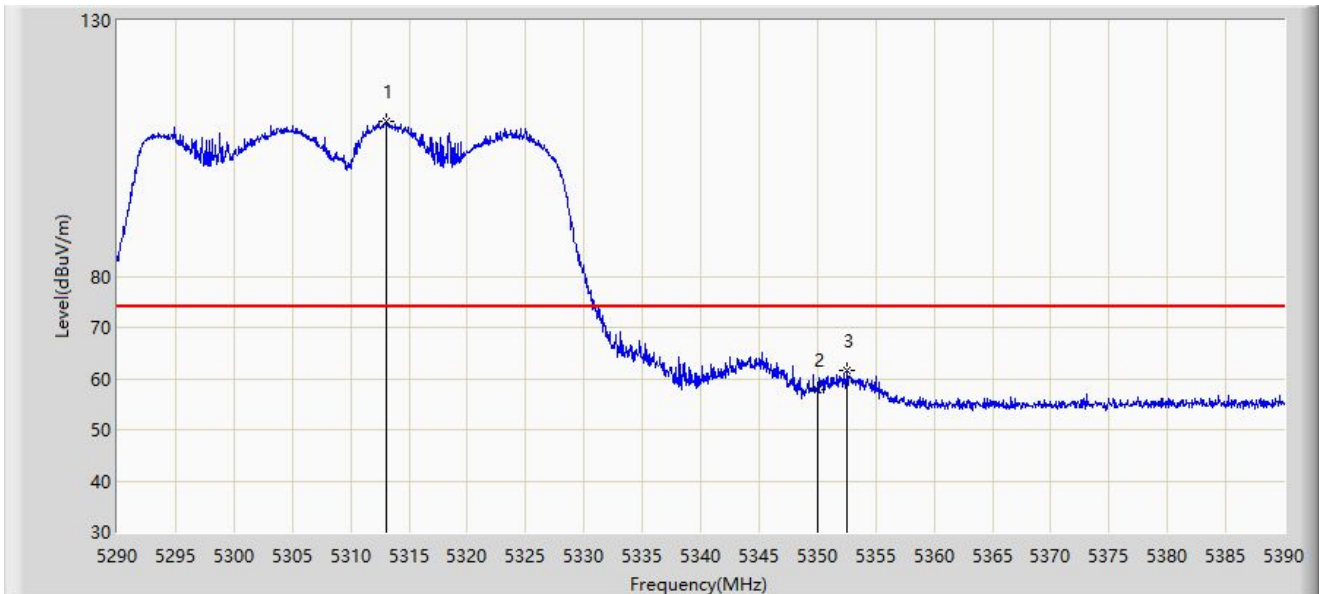
No	Mark	Frequency (MHz)	Measure Level (dBμV/m)	Reading Level (dBμV)	Margin (dB)	Limit (dBμV/m)	Factor (dB/m)	Type
1		5318.650	100.654	97.254	N/A	N/A	3.400	AV
2	*	5350.000	47.513	44.168	-6.487	54.000	3.344	AV

Note 1: " * ", means this data is the worst emission level.

Note 2: Measure Level (dBμV/m) = Reading Level (dBμV) + Factor (dB/m).

Note 3: Factor (dB/m) = Cable Loss (dB) + Antenna Factor (dB/m) - Pre_Amplifier Gain (dB).

Site: WZ-AC1	Test Date: 2022-11-23
Limit: FCC_5G_RE(3m)	Engineer: Charles Zhang
Probe: BBHA9120D_1167_1-18GHz	Polarity: Vertical
EUT: WiFi 6 (802.11ax) 4x4 MU-MIMO Dual Band Module	Power: AC 120V/60Hz
Test Mode: Transmit by 802.11ac-VHT40 at 5310MHz	



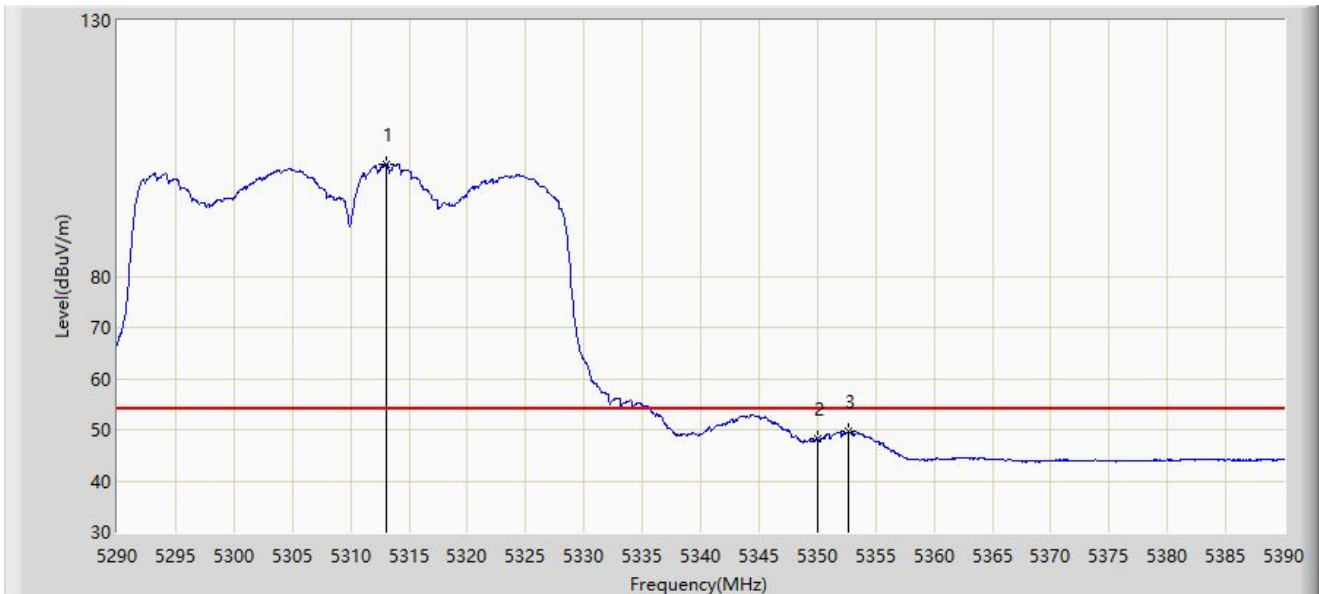
No	Mark	Frequency (MHz)	Measure Level (dBμV/m)	Reading Level (dBμV)	Margin (dB)	Limit (dBμV/m)	Factor (dB/m)	Type
1		5313.100	110.222	106.884	N/A	N/A	3.338	PK
2		5350.000	57.843	54.498	-16.157	74.000	3.344	PK
3	*	5352.500	61.512	58.202	-12.488	74.000	3.309	PK

Note 1: " * ", means this data is the worst emission level.

Note 2: Measure Level (dBμV/m) = Reading Level (dBμV) + Factor (dB/m).

Note 3: Factor (dB/m) = Cable Loss (dB) + Antenna Factor (dB/m) - Pre_Amplifier Gain (dB).

Site: WZ-AC1	Test Date: 2022-11-23
Limit: FCC_5G_RE(3m)	Engineer: Charles Zhang
Probe: BBHA9120D_1167_1-18GHz	Polarity: Vertical
EUT: WiFi 6 (802.11ax) 4x4 MU-MIMO Dual Band Module	Power: AC 120V/60Hz
Test Mode: Transmit by 802.11ac-VHT40 at 5310MHz	



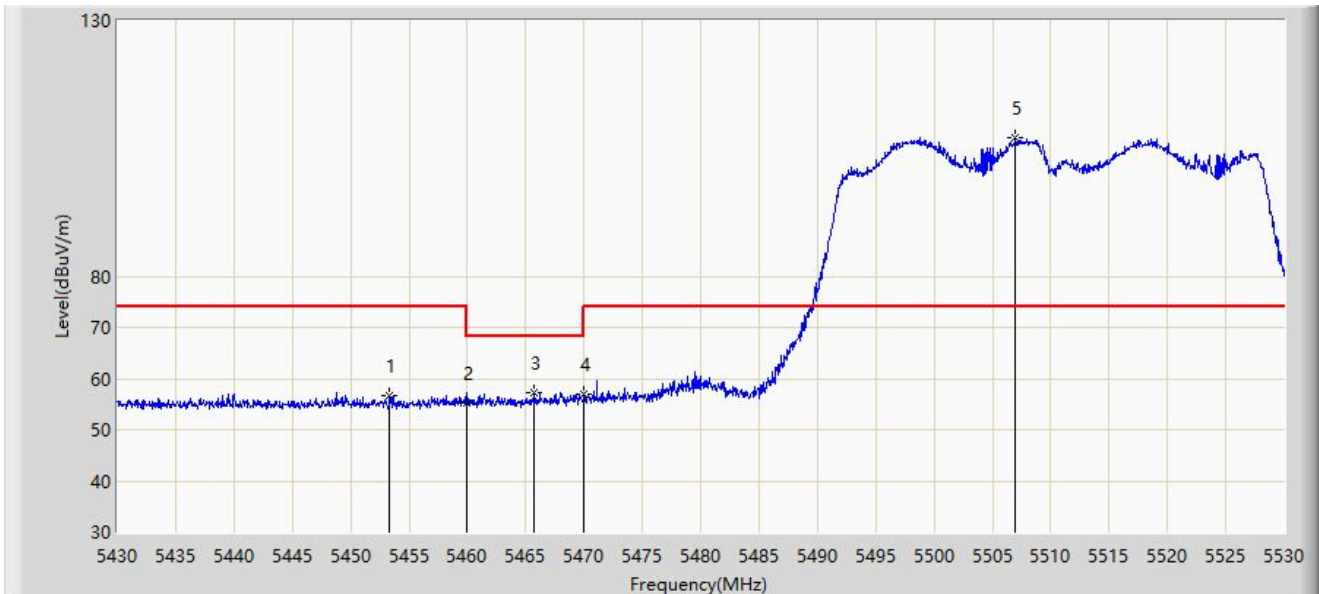
No	Mark	Frequency (MHz)	Measure Level (dBμV/m)	Reading Level (dBμV)	Margin (dB)	Limit (dBμV/m)	Factor (dB/m)	Type
1		5313.100	101.987	98.649	N/A	N/A	3.338	AV
2		5350.000	48.207	44.862	-5.793	54.000	3.344	AV
3	*	5352.600	49.662	46.353	-4.338	54.000	3.309	AV

Note 1: " * ", means this data is the worst emission level.

Note 2: Measure Level (dBμV/m) = Reading Level (dBμV) + Factor (dB/m).

Note 3: Factor (dB/m) = Cable Loss (dB) + Antenna Factor (dB/m) - Pre_Amplifier Gain (dB).

Site: WZ-AC1	Test Date: 2022-11-23
Limit: FCC_5G_RE(3m)	Engineer: Charles Zhang
Probe: BBHA9120D_1167_1-18GHz	Polarity: Horizontal
EUT: WiFi 6 (802.11ax) 4x4 MU-MIMO Dual Band Module	Power: AC 120V/60Hz
Test Mode: Transmit by 802.11ac-VHT40 at 5510MHz	



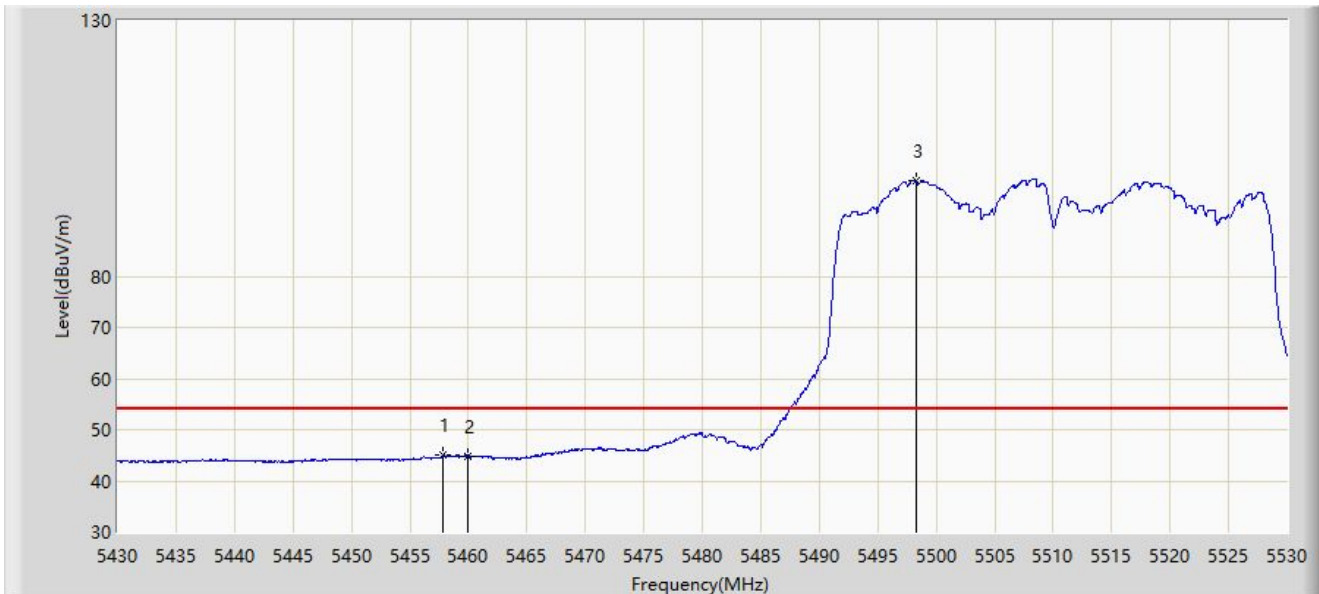
No	Mark	Frequency (MHz)	Measure Level (dBμV/m)	Reading Level (dBμV)	Margin (dB)	Limit (dBμV/m)	Factor (dB/m)	Type
1		5453.350	56.700	53.143	-17.300	74.000	3.557	PK
2		5460.000	55.250	51.620	-18.750	74.000	3.630	PK
3	*	5465.750	57.202	53.537	-10.998	68.200	3.665	PK
4		5470.000	56.859	53.168	-11.341	68.200	3.691	PK
5		5507.000	107.070	103.250	N/A	N/A	3.821	PK

Note 1: " * ", means this data is the worst emission level.

Note 2: Measure Level (dBμV/m) = Reading Level (dBμV) + Factor (dB/m).

Note 3: Factor (dB/m) = Cable Loss (dB) + Antenna Factor (dB/m) - Pre_Amplifier Gain (dB).

Site: WZ-AC1	Test Date: 2022-11-23
Limit: FCC_5G_RE(3m)	Engineer: Charles Zhang
Probe: BBHA9120D_1167_1-18GHz	Polarity: Horizontal
EUT: WiFi 6 (802.11ax) 4x4 MU-MIMO Dual Band Module	Power: AC 120V/60Hz
Test Mode: Transmit by 802.11ac-VHT40 at 5510MHz	



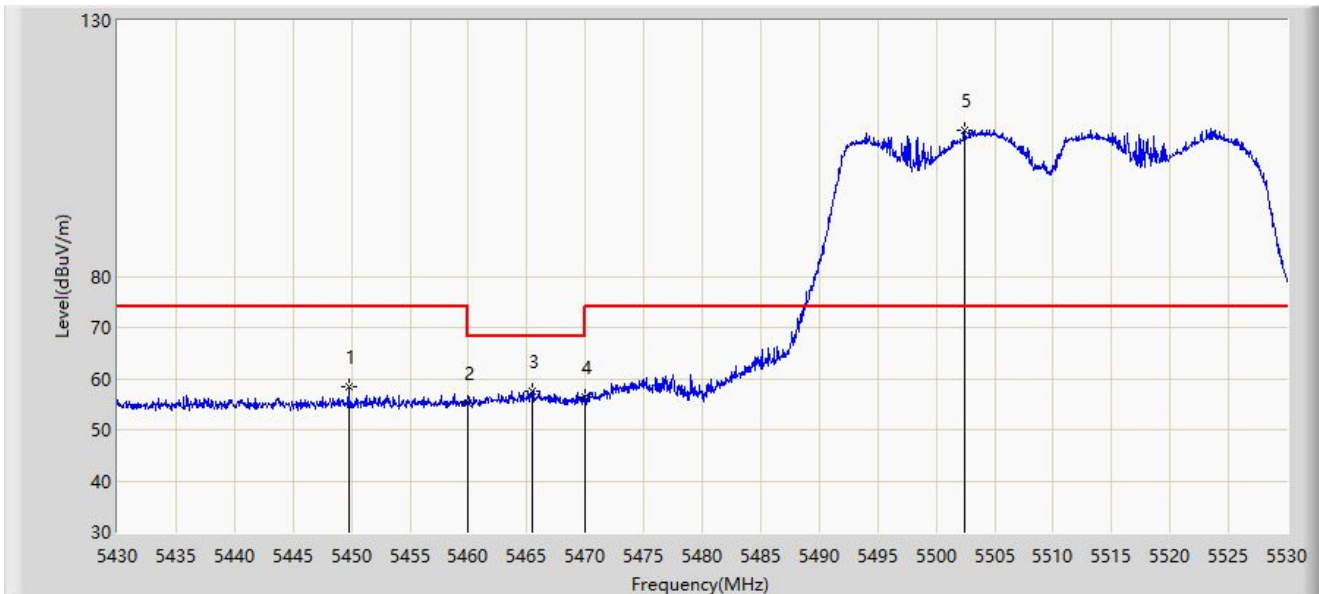
No	Mark	Frequency (MHz)	Measure Level (dB μ V/m)	Reading Level (dB μ V)	Margin (dB)	Limit (dB μ V/m)	Factor (dB/m)	Type
1	*	5457.850	45.026	41.409	-8.974	54.000	3.618	AV
2		5460.000	44.825	41.195	-9.175	54.000	3.630	AV
3		5498.250	98.800	94.897	N/A	N/A	3.903	AV

Note 1: " * ", means this data is the worst emission level.

Note 2: Measure Level (dB μ V/m) = Reading Level (dB μ V) + Factor (dB/m).

Note 3: Factor (dB/m) = Cable Loss (dB) + Antenna Factor (dB/m) - Pre_Amplifier Gain (dB).

Site: WZ-AC1	Test Date: 2022-11-23
Limit: FCC_5G_RE(3m)	Engineer: Charles Zhang
Probe: BBHA9120D_1167_1-18GHz	Polarity: Vertical
EUT: WiFi 6 (802.11ax) 4x4 MU-MIMO Dual Band Module	Power: AC 120V/60Hz
Test Mode: Transmit by 802.11ac-VHT40 at 5510MHz	



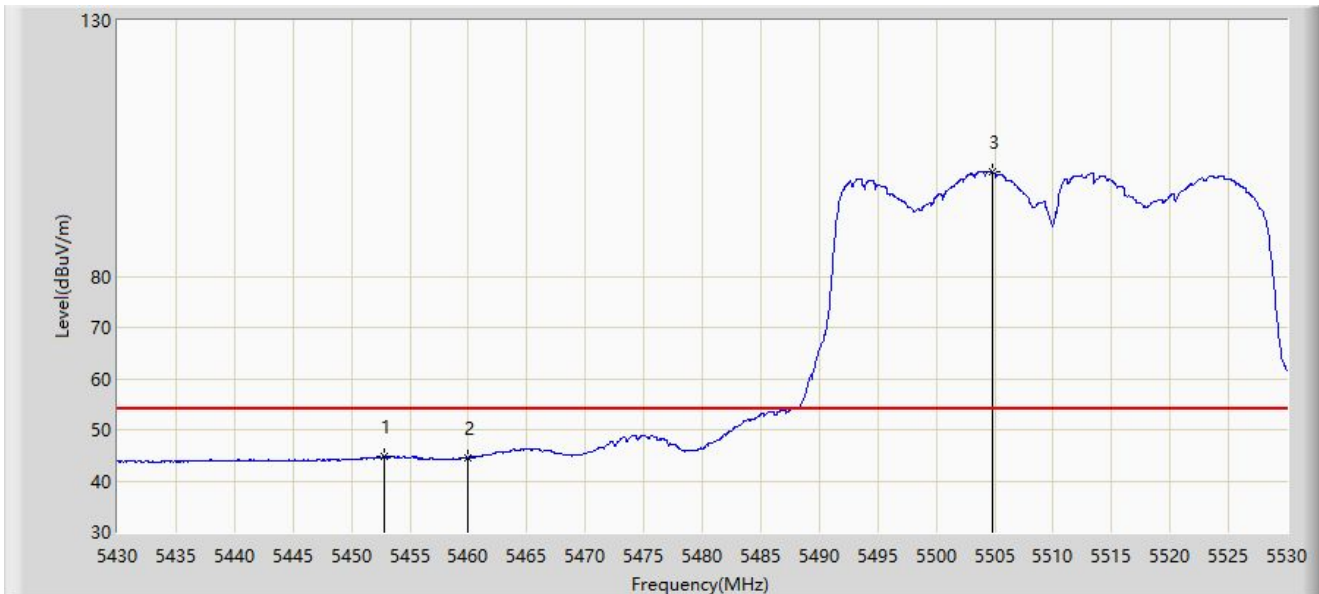
No	Mark	Frequency (MHz)	Measure Level (dBuV/m)	Reading Level (dBuV)	Margin (dB)	Limit (dBuV/m)	Factor (dB/m)	Type
1		5449.750	58.349	54.796	-15.651	74.000	3.554	PK
2		5460.000	55.184	51.554	-18.816	74.000	3.630	PK
3	*	5465.500	57.494	53.830	-10.706	68.200	3.664	PK
4		5470.000	56.304	52.613	-11.896	68.200	3.691	PK
5		5502.400	108.487	104.623	N/A	N/A	3.864	PK

Note 1: " * ", means this data is the worst emission level.

Note 2: Measure Level (dBuV/m) = Reading Level (dBuV) + Factor (dB/m).

Note 3: Factor (dB/m) = Cable Loss (dB) + Antenna Factor (dB/m) - Pre_Amplifier Gain (dB).

Site: WZ-AC1	Test Date: 2022-11-23
Limit: FCC_5G_RE(3m)	Engineer: Charles Zhang
Probe: BBHA9120D_1167_1-18GHz	Polarity: Vertical
EUT: WiFi 6 (802.11ax) 4x4 MU-MIMO Dual Band Module	Power: AC 120V/60Hz
Test Mode: Transmit by 802.11ac-VHT40 at 5510MHz	



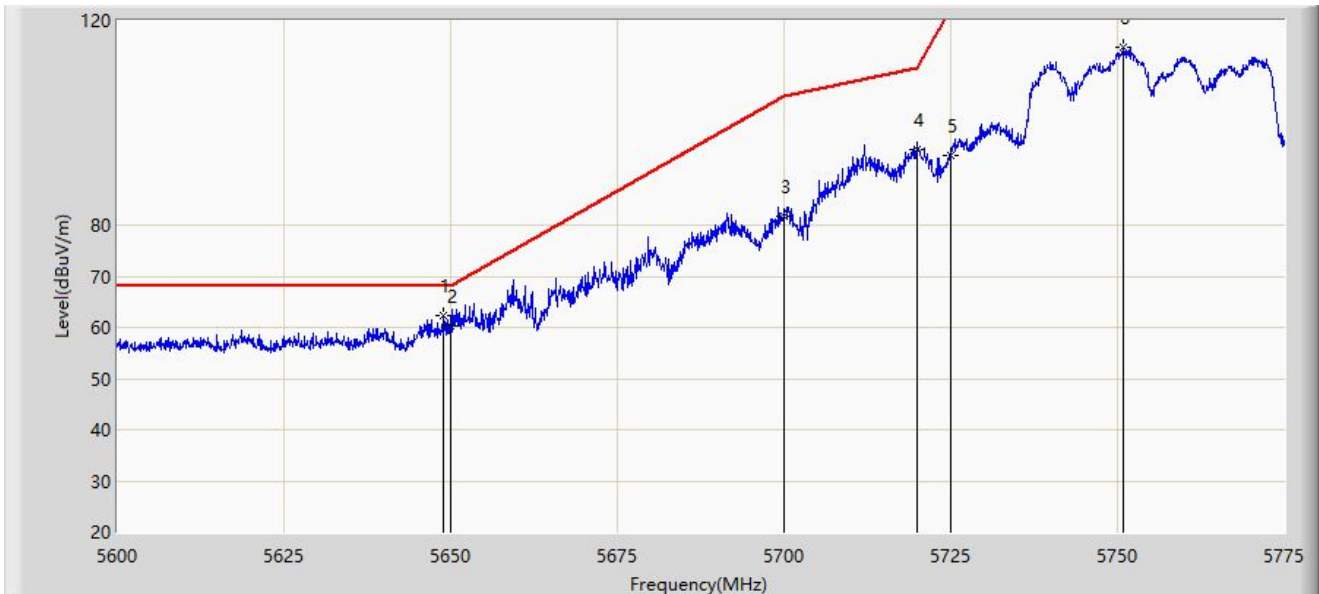
No	Mark	Frequency (MHz)	Measure Level (dB μ V/m)	Reading Level (dB μ V)	Margin (dB)	Limit (dB μ V/m)	Factor (dB/m)	Type
1	*	5452.750	44.782	41.225	-9.218	54.000	3.557	AV
2		5460.000	44.464	40.834	-9.536	54.000	3.630	AV
3		5504.750	100.419	96.578	N/A	N/A	3.841	AV

Note 1: " * ", means this data is the worst emission level.

Note 2: Measure Level (dB μ V/m) = Reading Level (dB μ V) + Factor (dB/m).

Note 3: Factor (dB/m) = Cable Loss (dB) + Antenna Factor (dB/m) - Pre_Amplifier Gain (dB).

Site: WZ-AC1	Test Date: 2022-11-20
Limit: FCC_5.8G_RE(3m)	Engineer: Charles Zhang
Probe: BBHA9120D_1167_1-18GHz	Polarity: Horizontal
EUT: WiFi 6 (802.11ax) 4x4 MU-MIMO Dual Band Module	Power: AC 120V/60Hz
Test Mode: Transmit by 802.11ac-VHT40 at 5755MHz	



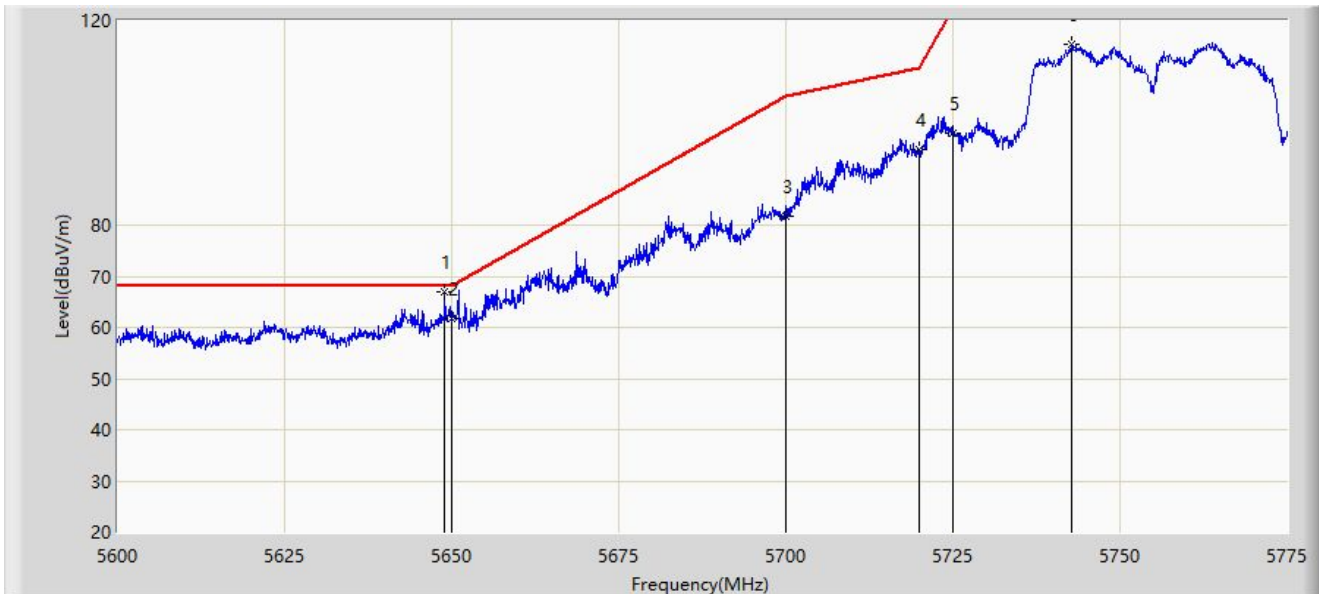
No	Mark	Frequency (MHz)	Measure Level (dBμV/m)	Reading Level (dBμV)	Margin (dB)	Limit (dBμV/m)	Factor (dB/m)	Type
1	*	5648.825	62.220	58.333	-5.980	68.200	3.887	PK
2		5650.000	60.267	56.353	-7.933	68.200	3.914	PK
3		5700.000	81.871	77.956	-23.329	105.200	3.916	PK
4		5720.000	94.737	90.808	-16.063	110.800	3.929	PK
5		5725.000	93.558	89.615	-28.642	122.200	3.943	PK
6		5750.850	114.673	110.480	N/A	N/A	4.193	PK

Note 1: " * ", means this data is the worst emission level.

Note 2: Measure Level (dBμV/m) = Reading Level (dBμV) + Factor (dB/m).

Note 3: Factor (dB/m) = Cable Loss (dB) + Antenna Factor (dB/m) - Pre_Amplifier Gain (dB).

Site: WZ-AC1	Test Date: 2022-11-20
Limit: FCC_5.8G_RE(3m)	Engineer: Charles Zhang
Probe: BBHA9120D_1167_1-18GHz	Polarity: Vertical
EUT: WiFi 6 (802.11ax) 4x4 MU-MIMO Dual Band Module	Power: AC 120V/60Hz
Test Mode: Transmit by 802.11ac-VHT40 at 5755MHz	



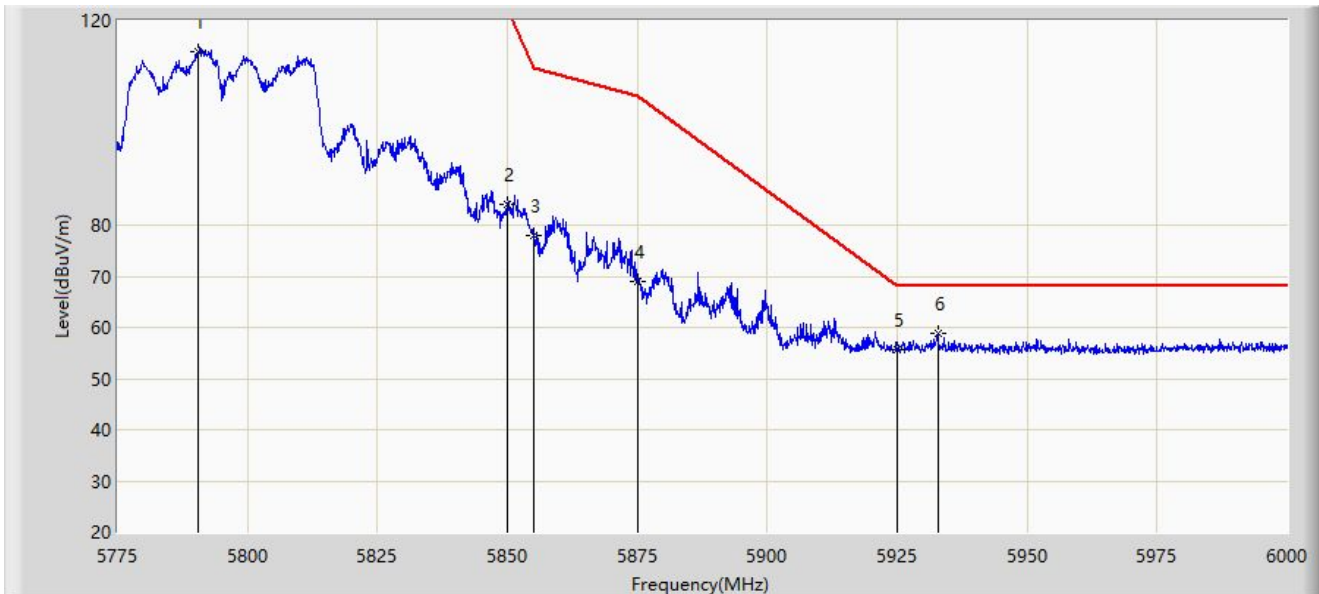
No	Mark	Frequency (MHz)	Measure Level (dBμV/m)	Reading Level (dBμV)	Margin (dB)	Limit (dBμV/m)	Factor (dB/m)	Type
1	*	5649.000	66.945	63.054	-1.255	68.200	3.891	PK
2		5650.000	61.625	57.711	-6.575	68.200	3.914	PK
3		5700.000	81.765	77.850	-23.435	105.200	3.916	PK
4		5720.000	94.639	90.710	-16.161	110.800	3.929	PK
5		5725.000	98.075	94.132	-24.125	122.200	3.943	PK
6		5742.800	115.415	111.257	N/A	N/A	4.158	PK

Note 1: " * ", means this data is the worst emission level.

Note 2: Measure Level (dBμV/m) = Reading Level (dBμV) + Factor (dB/m).

Note 3: Factor (dB/m) = Cable Loss (dB) + Antenna Factor (dB/m) - Pre_Amplifier Gain (dB).

Site: WZ-AC1	Test Date: 2022-11-20
Limit: FCC_5.8G_RE(3m)	Engineer: Charles Zhang
Probe: BBHA9120D_1167_1-18GHz	Polarity: Horizontal
EUT: WiFi 6 (802.11ax) 4x4 MU-MIMO Dual Band Module	Power: AC 120V/60Hz
Test Mode: Transmit by 802.11ac-VHT40 at 5795MHz	



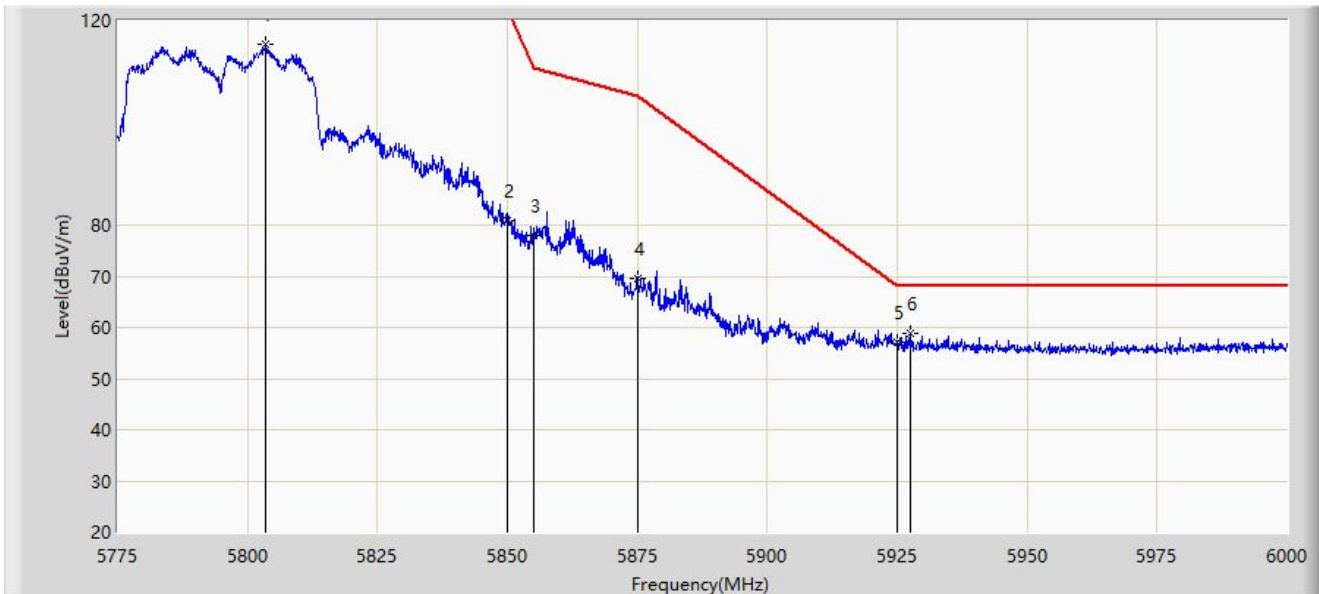
No	Mark	Frequency (MHz)	Measure Level (dBμV/m)	Reading Level (dBμV)	Margin (dB)	Limit (dBμV/m)	Factor (dB/m)	Type
1		5790.413	113.975	109.724	N/A	N/A	4.250	PK
2		5850.000	84.044	79.600	-38.156	122.200	4.444	PK
3		5855.000	77.910	73.510	-32.890	110.800	4.400	PK
4		5875.000	68.988	64.677	-36.212	105.200	4.312	PK
5		5925.000	55.517	50.886	-12.683	68.200	4.630	PK
6	*	5932.837	58.747	54.137	-9.453	68.200	4.610	PK

Note 1: " * ", means this data is the worst emission level.

Note 2: Measure Level (dBμV/m) = Reading Level (dBμV) + Factor (dB/m).

Note 3: Factor (dB/m) = Cable Loss (dB) + Antenna Factor (dB/m) - Pre_Amplifier Gain (dB).

Site: WZ-AC1	Test Date: 2022-11-20
Limit: FCC_5.8G_RE(3m)	Engineer: Charles Zhang
Probe: BBHA9120D_1167_1-18GHz	Polarity: Vertical
EUT: WiFi 6 (802.11ax) 4x4 MU-MIMO Dual Band Module	Power: AC 120V/60Hz
Test Mode: Transmit by 802.11ac-VHT40 at 5795MHz	



No	Mark	Frequency (MHz)	Measure Level (dBμV/m)	Reading Level (dBμV)	Margin (dB)	Limit (dBμV/m)	Factor (dB/m)	Type
1		5803.575	115.272	110.965	N/A	N/A	4.308	PK
2		5850.000	80.831	76.387	-41.369	122.200	4.444	PK
3		5855.000	78.081	73.681	-32.719	110.800	4.400	PK
4		5875.000	69.540	65.229	-35.660	105.200	4.312	PK
5		5925.000	57.226	52.595	-10.974	68.200	4.630	PK
6	*	5927.437	58.921	54.288	-9.279	68.200	4.634	PK

Note 1: " * ", means this data is the worst emission level.

Note 2: Measure Level (dBμV/m) = Reading Level (dBμV) + Factor (dB/m).

Note 3: Factor (dB/m) = Cable Loss (dB) + Antenna Factor (dB/m) - Pre_Amplifier Gain (dB).

Site: WZ-AC1	Test Date: 2022-11-23
Limit: FCC_5G_RE(3m)	Engineer: Charles Zhang
Probe: BBHA9120D_1167_1-18GHz	Polarity: Horizontal
EUT: WiFi 6 (802.11ax) 4x4 MU-MIMO Dual Band Module	Power: AC 120V/60Hz
Test Mode: Transmit by 802.11ac-VHT80 at 5210MHz	



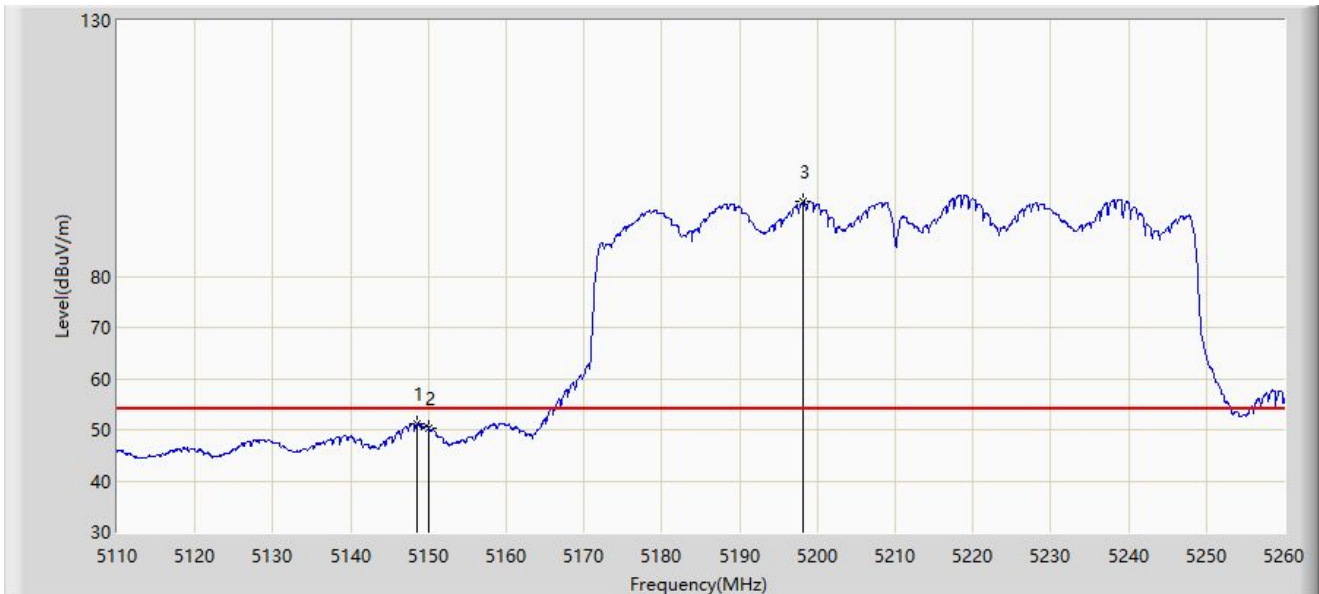
No	Mark	Frequency (MHz)	Measure Level (dBμV/m)	Reading Level (dBμV)	Margin (dB)	Limit (dBμV/m)	Factor (dB/m)	Type
1	*	5147.050	65.593	61.946	-8.407	74.000	3.646	PK
2		5150.000	60.152	56.511	-13.848	74.000	3.641	PK
3		5208.175	103.308	100.013	N/A	N/A	3.295	PK

Note 1: " * ", means this data is the worst emission level.

Note 2: Measure Level (dBμV/m) = Reading Level (dBμV) + Factor (dB/m).

Note 3: Factor (dB/m) = Cable Loss (dB) + Antenna Factor (dB/m) - Pre_Amplifier Gain (dB).

Site: WZ-AC1	Test Date: 2022-11-23
Limit: FCC_5G_RE(3m)	Engineer: Charles Zhang
Probe: BBHA9120D_1167_1-18GHz	Polarity: Horizontal
EUT: WiFi 6 (802.11ax) 4x4 MU-MIMO Dual Band Module	Power: AC 120V/60Hz
Test Mode: Transmit by 802.11ac-VHT80 at 5210MHz	



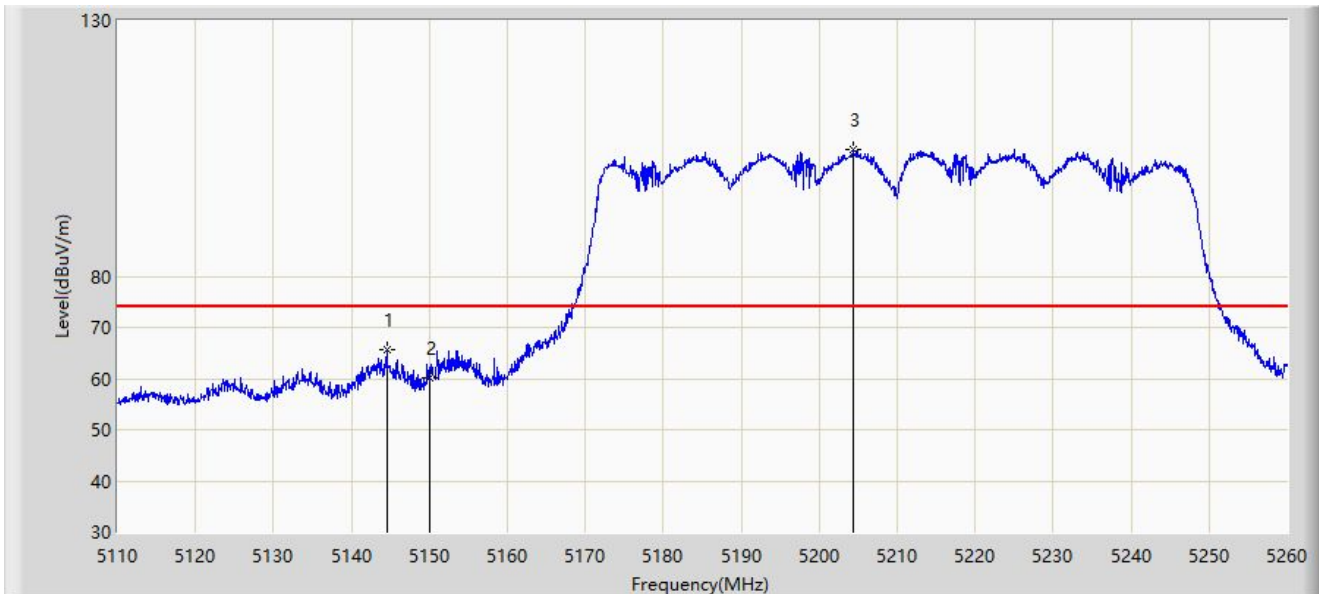
No	Mark	Frequency (MHz)	Measure Level (dB μ V/m)	Reading Level (dB μ V)	Margin (dB)	Limit (dB μ V/m)	Factor (dB/m)	Type
1	*	5148.625	51.087	47.440	-2.913	54.000	3.647	AV
2		5150.000	50.350	46.709	-3.650	54.000	3.641	AV
3		5198.125	94.494	91.203	N/A	N/A	3.291	AV

Note 1: " * ", means this data is the worst emission level.

Note 2: Measure Level (dB μ V/m) = Reading Level (dB μ V) + Factor (dB/m).

Note 3: Factor (dB/m) = Cable Loss (dB) + Antenna Factor (dB/m) - Pre_Amplifier Gain (dB).

Site: WZ-AC1	Test Date: 2022-11-23
Limit: FCC_5G_RE(3m)	Engineer: Charles Zhang
Probe: BBHA9120D_1167_1-18GHz	Polarity: Vertical
EUT: WiFi 6 (802.11ax) 4x4 MU-MIMO Dual Band Module	Power: AC 120V/60Hz
Test Mode: Transmit by 802.11ac-VHT80 at 5210MHz	



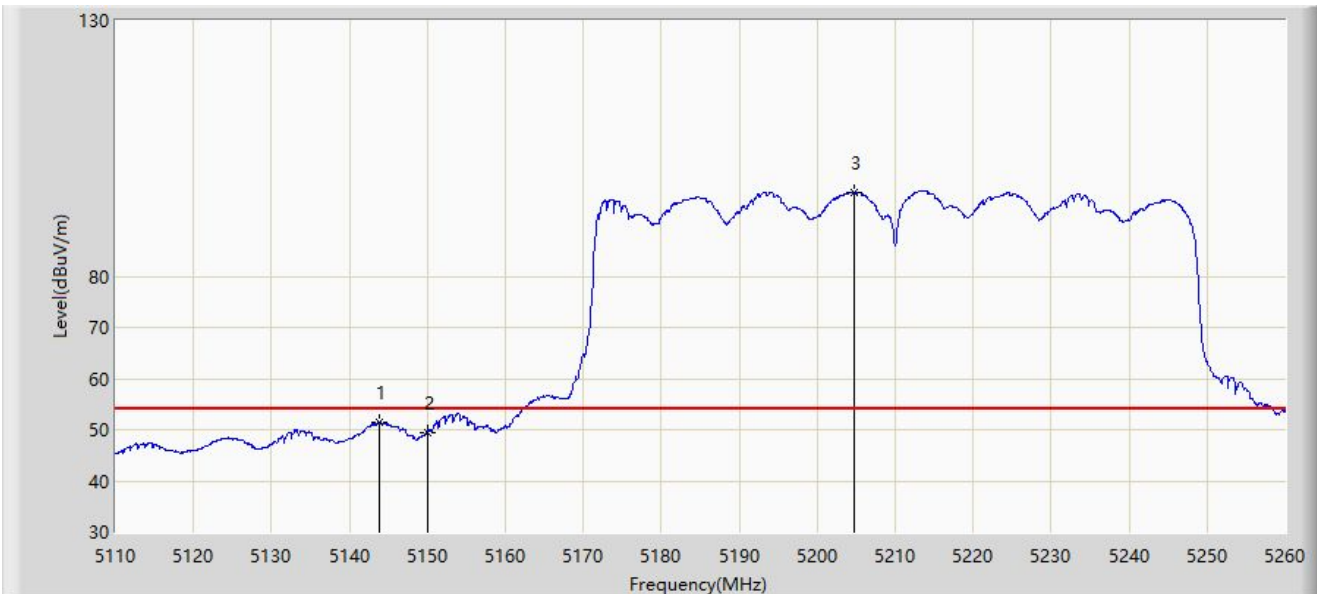
No	Mark	Frequency (MHz)	Measure Level (dB μ V/m)	Reading Level (dB μ V)	Margin (dB)	Limit (dB μ V/m)	Factor (dB/m)	Type
1	*	5144.500	65.616	61.977	-8.384	74.000	3.638	PK
2		5150.000	60.181	56.540	-13.819	74.000	3.641	PK
3		5204.275	104.881	101.591	N/A	N/A	3.289	PK

Note 1: " * ", means this data is the worst emission level.

Note 2: Measure Level (dB μ V/m) = Reading Level (dB μ V) + Factor (dB/m).

Note 3: Factor (dB/m) = Cable Loss (dB) + Antenna Factor (dB/m) - Pre_Amplifier Gain (dB).

Site: WZ-AC1	Test Date: 2022-11-23
Limit: FCC_5G_RE(3m)	Engineer: Charles Zhang
Probe: BBHA9120D_1167_1-18GHz	Polarity: Vertical
EUT: WiFi 6 (802.11ax) 4x4 MU-MIMO Dual Band Module	Power: AC 120V/60Hz
Test Mode: Transmit by 802.11ac-VHT80 at 5210MHz	



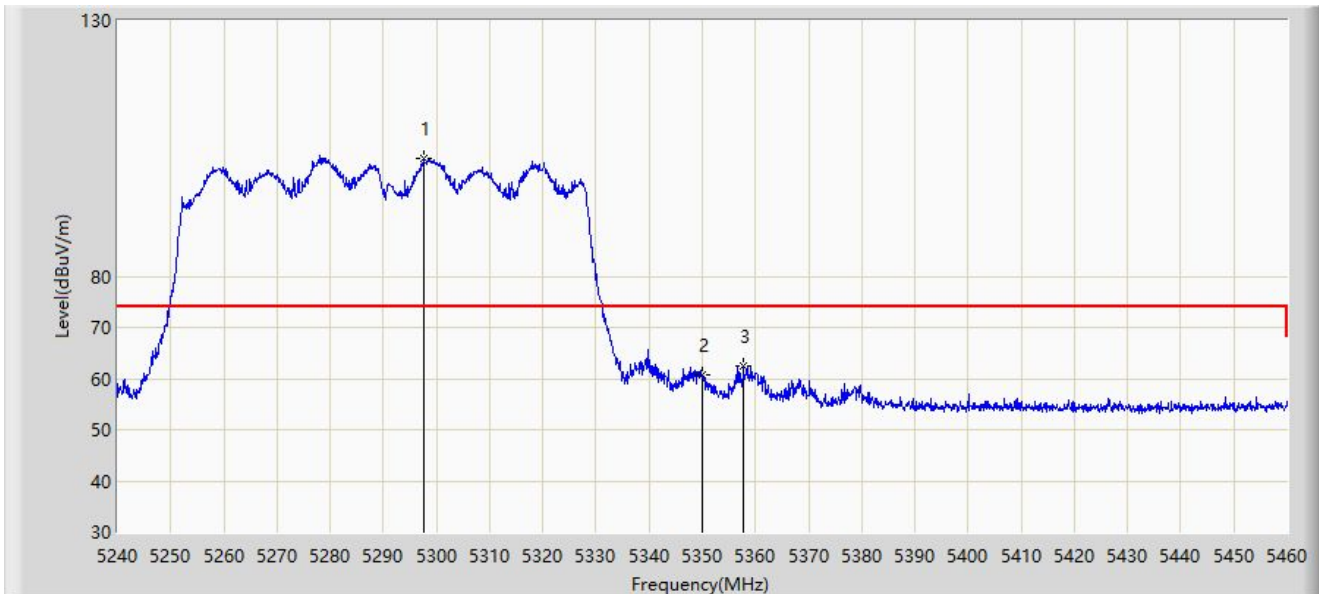
No	Mark	Frequency (MHz)	Measure Level (dB μ V/m)	Reading Level (dB μ V)	Margin (dB)	Limit (dB μ V/m)	Factor (dB/m)	Type
1	*	5143.750	51.365	47.728	-2.635	54.000	3.637	AV
2		5150.000	49.553	45.912	-4.447	54.000	3.641	AV
3		5204.650	96.371	93.081	N/A	N/A	3.290	AV

Note 1: " * ", means this data is the worst emission level.

Note 2: Measure Level (dB μ V/m) = Reading Level (dB μ V) + Factor (dB/m).

Note 3: Factor (dB/m) = Cable Loss (dB) + Antenna Factor (dB/m) - Pre_Amplifier Gain (dB).

Site: WZ-AC1	Test Date: 2022-11-23
Limit: FCC_5G_RE(3m)	Engineer: Charles Zhang
Probe: BBHA9120D_1167_1-18GHz	Polarity: Horizontal
EUT: WiFi 6 (802.11ax) 4x4 MU-MIMO Dual Band Module	Power: AC 120V/60Hz
Test Mode: Transmit by 802.11ac-VHT80 at 5290MHz	



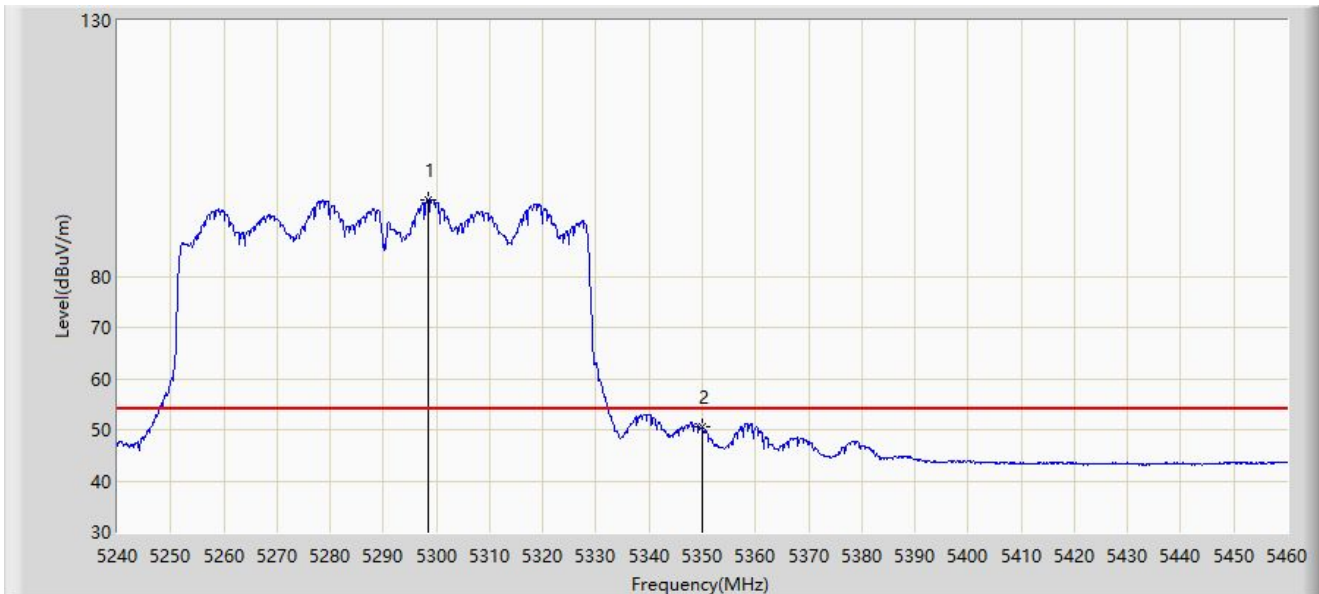
No	Mark	Frequency (MHz)	Measure Level (dB μ V/m)	Reading Level (dB μ V)	Margin (dB)	Limit (dB μ V/m)	Factor (dB/m)	Type
1		5297.640	102.901	99.609	N/A	N/A	3.292	PK
2		5350.000	60.730	57.385	-13.270	74.000	3.344	PK
3	*	5357.700	62.513	59.219	-11.487	74.000	3.294	PK

Note 1: " * ", means this data is the worst emission level.

Note 2: Measure Level (dB μ V/m) = Reading Level (dB μ V) + Factor (dB/m).

Note 3: Factor (dB/m) = Cable Loss (dB) + Antenna Factor (dB/m) - Pre_Amplifier Gain (dB).

Site: WZ-AC1	Test Date: 2022-11-23
Limit: FCC_5G_RE(3m)	Engineer: Charles Zhang
Probe: BBHA9120D_1167_1-18GHz	Polarity: Horizontal
EUT: WiFi 6 (802.11ax) 4x4 MU-MIMO Dual Band Module	Power: AC 120V/60Hz
Test Mode: Transmit by 802.11ac-VHT80 at 5290MHz	



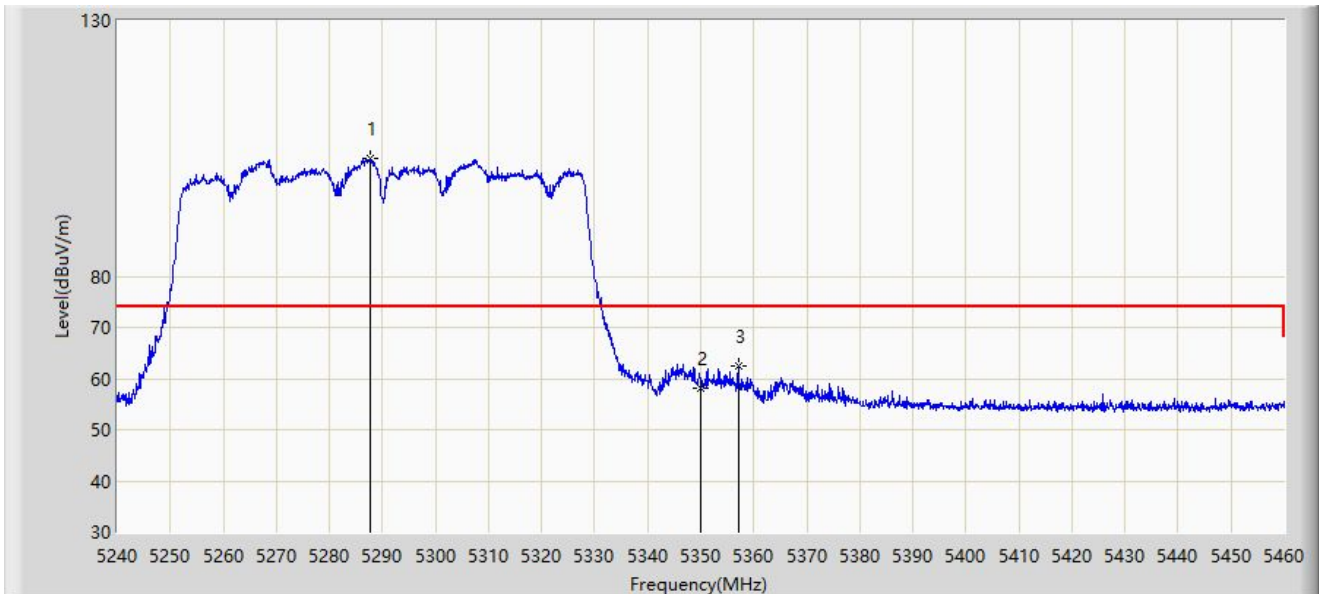
No	Mark	Frequency (MHz)	Measure Level (dBμV/m)	Reading Level (dBμV)	Margin (dB)	Limit (dBμV/m)	Factor (dB/m)	Type
1		5298.410	94.971	91.679	N/A	N/A	3.293	AV
2	*	5350.000	50.495	47.150	-3.505	54.000	3.344	AV

Note 1: " * ", means this data is the worst emission level.

Note 2: Measure Level (dBμV/m) = Reading Level (dBμV) + Factor (dB/m).

Note 3: Factor (dB/m) = Cable Loss (dB) + Antenna Factor (dB/m) - Pre_Amplifier Gain (dB).

Site: WZ-AC1	Test Date: 2022-11-23
Limit: FCC_5G_RE(3m)	Engineer: Charles Zhang
Probe: BBHA9120D_1167_1-18GHz	Polarity: Vertical
EUT: WiFi 6 (802.11ax) 4x4 MU-MIMO Dual Band Module	Power: AC 120V/60Hz
Test Mode: Transmit by 802.11ac-VHT80 at 5290MHz	



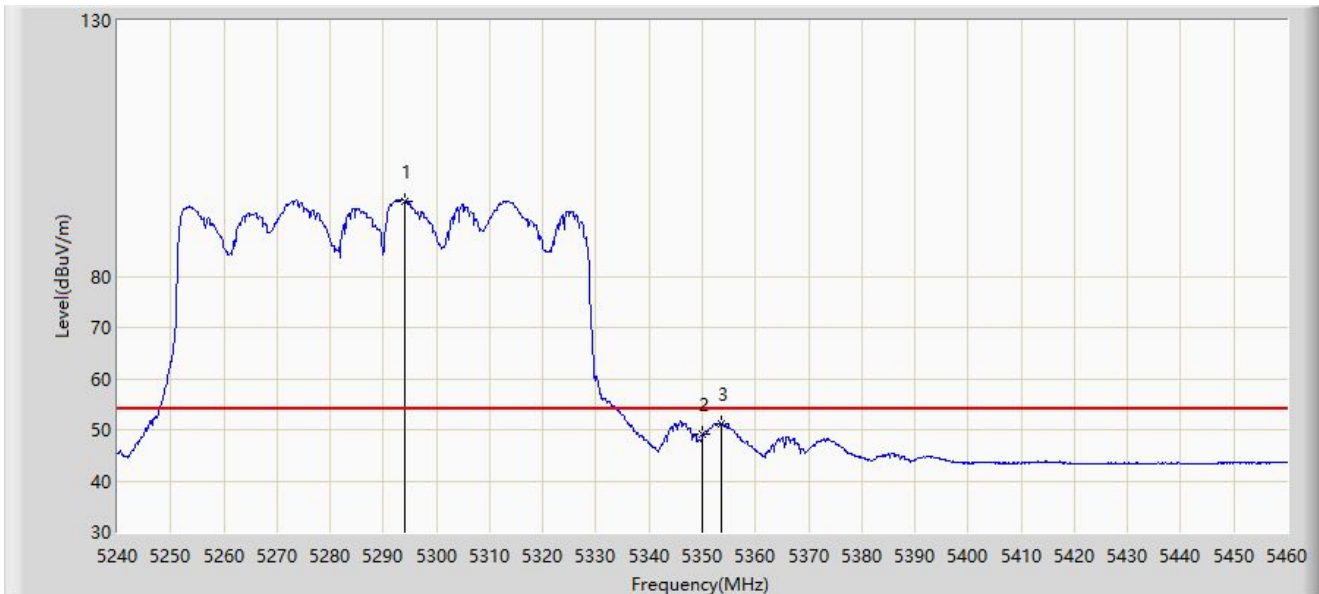
No	Mark	Frequency (MHz)	Measure Level (dB μ V/m)	Reading Level (dB μ V)	Margin (dB)	Limit (dB μ V/m)	Factor (dB/m)	Type
1		5287.630	103.041	99.848	N/A	N/A	3.193	PK
2		5350.000	57.973	54.628	-16.027	74.000	3.344	PK
3	*	5357.040	62.362	59.066	-11.638	74.000	3.296	PK

Note 1: " * ", means this data is the worst emission level.

Note 2: Measure Level (dB μ V/m) = Reading Level (dB μ V) + Factor (dB/m).

Note 3: Factor (dB/m) = Cable Loss (dB) + Antenna Factor (dB/m) - Pre_Amplifier Gain (dB).

Site: WZ-AC1	Test Date: 2022-11-23
Limit: FCC_5G_RE(3m)	Engineer: Charles Zhang
Probe: BBHA9120D_1167_1-18GHz	Polarity: Vertical
EUT: WiFi 6 (802.11ax) 4x4 MU-MIMO Dual Band Module	Power: AC 120V/60Hz
Test Mode: Transmit by 802.11ac-VHT80 at 5290MHz	



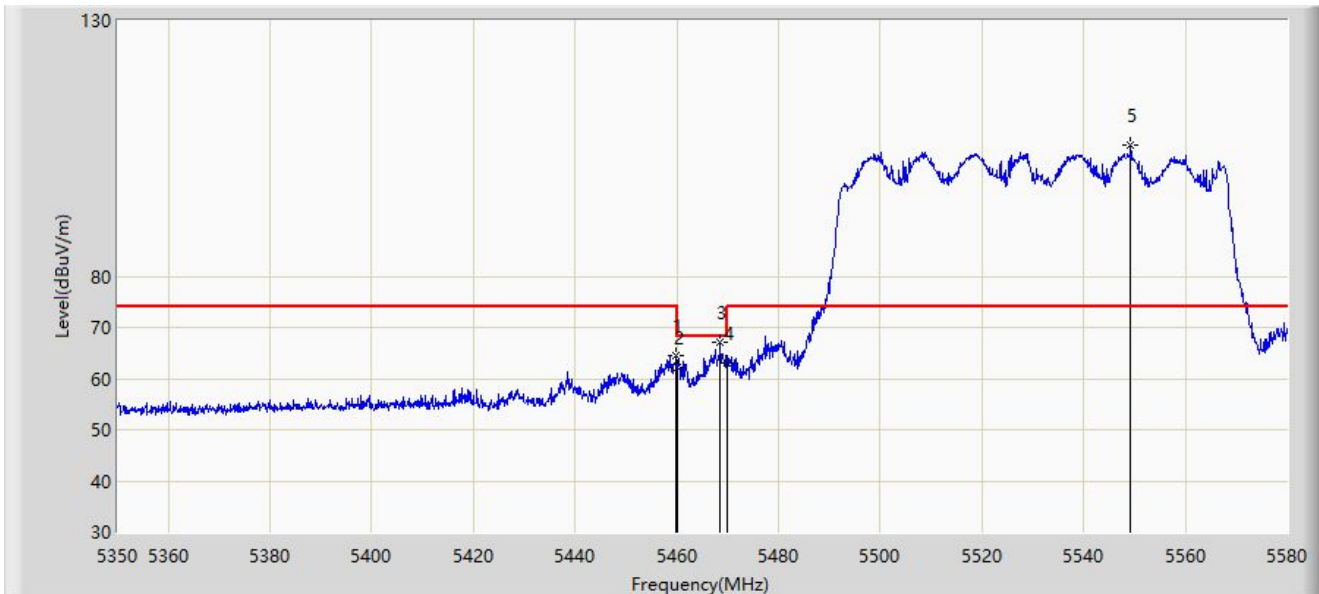
No	Mark	Frequency (MHz)	Measure Level (dBμV/m)	Reading Level (dBμV)	Margin (dB)	Limit (dBμV/m)	Factor (dB/m)	Type
1		5293.900	94.772	91.497	N/A	N/A	3.276	AV
2		5350.000	48.986	45.641	-5.014	54.000	3.344	AV
3	*	5353.630	51.198	47.892	-2.802	54.000	3.307	AV

Note 1: " * ", means this data is the worst emission level.

Note 2: Measure Level (dBμV/m) = Reading Level (dBμV) + Factor (dB/m).

Note 3: Factor (dB/m) = Cable Loss (dB) + Antenna Factor (dB/m) - Pre_Amplifier Gain (dB).

Site: WZ-AC1	Test Date: 2022-11-23
Limit: FCC_5G_RE(3m)	Engineer: Charles Zhang
Probe: BBHA9120D_1167_1-18GHz	Polarity: Horizontal
EUT: WiFi 6 (802.11ax) 4x4 MU-MIMO Dual Band Module	Power: AC 120V/60Hz
Test Mode: Transmit by 802.11ac-VHT80 at 5530MHz	



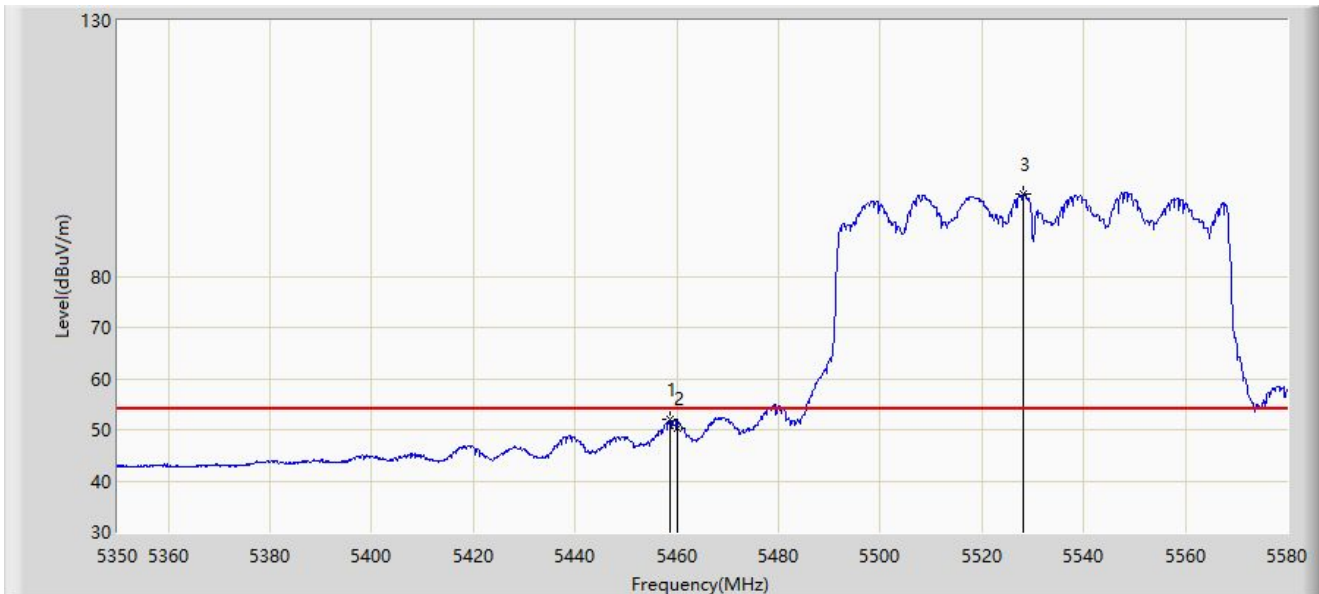
No	Mark	Frequency (MHz)	Measure Level (dBμV/m)	Reading Level (dBμV)	Margin (dB)	Limit (dBμV/m)	Factor (dB/m)	Type
1		5459.825	64.586	60.957	-9.414	74.000	3.629	PK
2		5460.000	62.165	58.535	-11.835	74.000	3.630	PK
3	*	5468.565	67.139	63.457	-1.061	68.200	3.683	PK
4		5470.000	63.187	59.496	-5.013	68.200	3.691	PK
5		5549.295	105.692	101.988	N/A	N/A	3.703	PK

Note 1: " * ", means this data is the worst emission level.

Note 2: Measure Level (dBμV/m) = Reading Level (dBμV) + Factor (dB/m).

Note 3: Factor (dB/m) = Cable Loss (dB) + Antenna Factor (dB/m) - Pre_Amplifier Gain (dB).

Site: WZ-AC1	Test Date: 2022-11-23
Limit: FCC_5G_RE(3m)	Engineer: Charles Zhang
Probe: BBHA9120D_1167_1-18GHz	Polarity: Horizontal
EUT: WiFi 6 (802.11ax) 4x4 MU-MIMO Dual Band Module	Power: AC 120V/60Hz
Test Mode: Transmit by 802.11ac-VHT80 at 5530MHz	



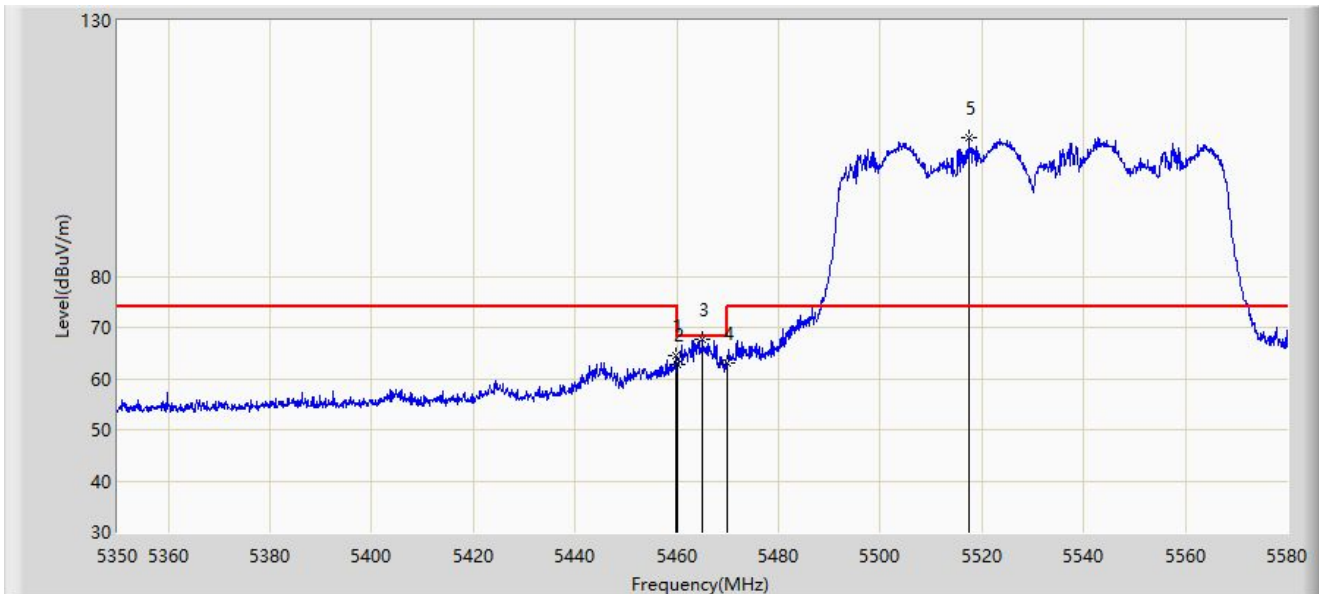
No	Mark	Frequency (MHz)	Measure Level (dB μ V/m)	Reading Level (dB μ V)	Margin (dB)	Limit (dB μ V/m)	Factor (dB/m)	Type
1	*	5458.790	51.933	48.310	-2.067	54.000	3.623	AV
2		5460.000	50.406	46.776	-3.594	54.000	3.630	AV
3		5528.250	96.044	92.449	N/A	N/A	3.596	AV

Note 1: " * ", means this data is the worst emission level.

Note 2: Measure Level (dB μ V/m) = Reading Level (dB μ V) + Factor (dB/m).

Note 3: Factor (dB/m) = Cable Loss (dB) + Antenna Factor (dB/m) - Pre_Amplifier Gain (dB).

Site: WZ-AC1	Test Date: 2022-11-23
Limit: FCC_5G_RE(3m)	Engineer: Charles Zhang
Probe: BBHA9120D_1167_1-18GHz	Polarity: Vertical
EUT: WiFi 6 (802.11ax) 4x4 MU-MIMO Dual Band Module	Power: AC 120V/60Hz
Test Mode: Transmit by 802.11ac-VHT80 at 5530MHz	



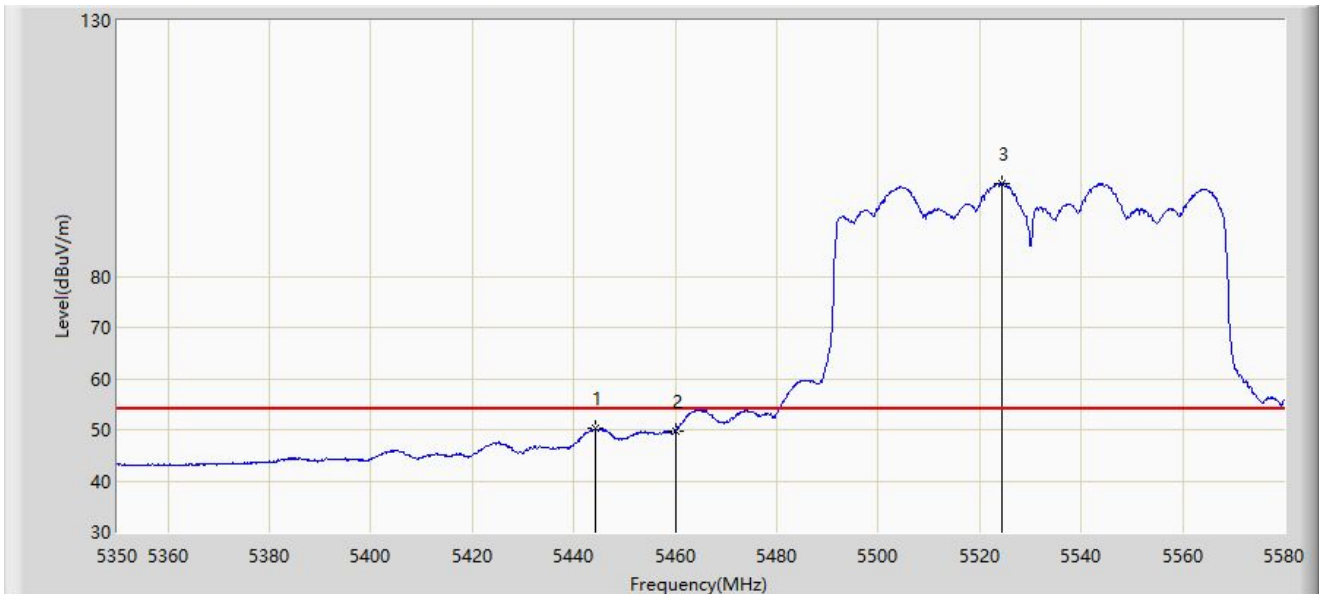
No	Mark	Frequency (MHz)	Measure Level (dBμV/m)	Reading Level (dBμV)	Margin (dB)	Limit (dBμV/m)	Factor (dB/m)	Type
1		5459.825	64.462	60.833	-9.538	74.000	3.629	PK
2		5460.000	62.835	59.205	-11.165	74.000	3.630	PK
3	*	5465.115	67.815	64.154	-0.385	68.200	3.662	PK
4		5470.000	63.160	59.469	-5.040	68.200	3.691	PK
5		5517.440	106.988	103.277	N/A	N/A	3.711	PK

Note 1: " * ", means this data is the worst emission level.

Note 2: Measure Level (dBμV/m) = Reading Level (dBμV) + Factor (dB/m).

Note 3: Factor (dB/m) = Cable Loss (dB) + Antenna Factor (dB/m) - Pre_Amplifier Gain (dB).

Site: WZ-AC1	Test Date: 2022-11-23
Limit: FCC_5G_RE(3m)	Engineer: Charles Zhang
Probe: BBHA9120D_1167_1-18GHz	Polarity: Vertical
EUT: WiFi 6 (802.11ax) 4x4 MU-MIMO Dual Band Module	Power: AC 120V/60Hz
Test Mode: Transmit by 802.11ac-VHT80 at 5530MHz	



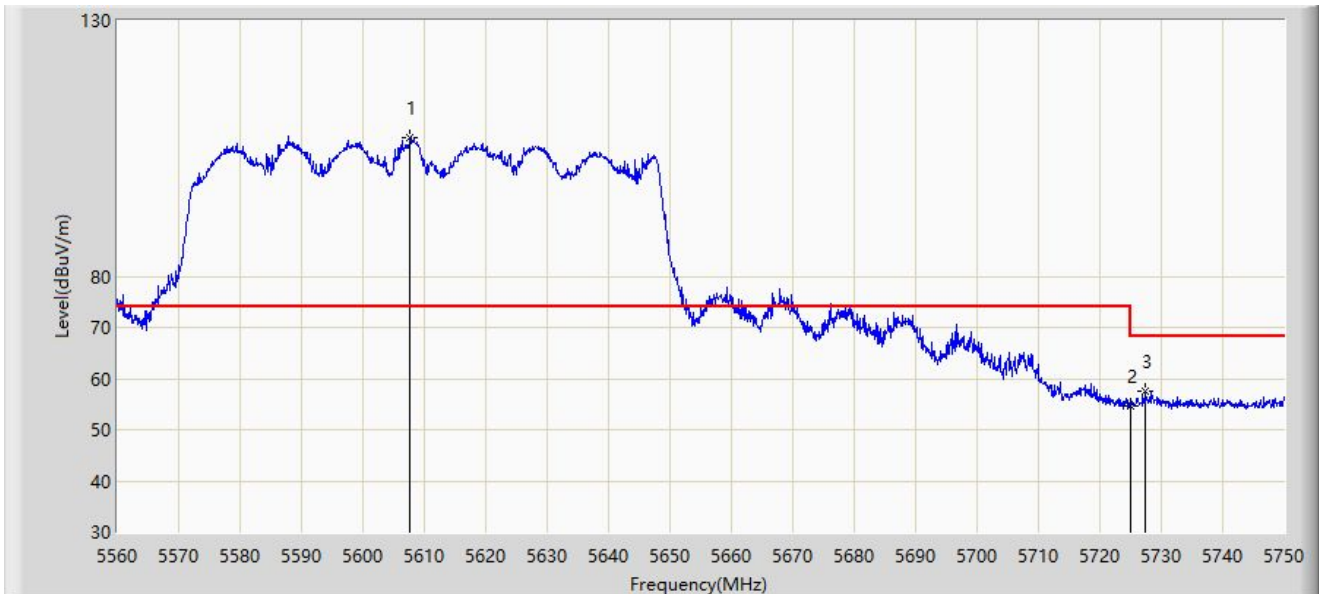
No	Mark	Frequency (MHz)	Measure Level (dBμV/m)	Reading Level (dBμV)	Margin (dB)	Limit (dBμV/m)	Factor (dB/m)	Type
1	*	5444.300	50.174	46.627	-3.826	54.000	3.547	AV
2		5460.000	49.690	46.060	-4.310	54.000	3.630	AV
3		5524.455	98.243	94.608	N/A	N/A	3.635	AV

Note 1: " * ", means this data is the worst emission level.

Note 2: Measure Level (dBμV/m) = Reading Level (dBμV) + Factor (dB/m).

Note 3: Factor (dB/m) = Cable Loss (dB) + Antenna Factor (dB/m) - Pre_Amplifier Gain (dB).

Site: WZ-AC1	Test Date: 2022-11-23
Limit: FCC_5G_RE(3m)	Engineer: Charles Zhang
Probe: BBHA9120D_1167_1-18GHz	Polarity: Horizontal
EUT: WiFi 6 (802.11ax) 4x4 MU-MIMO Dual Band Module	Power: AC 120V/60Hz
Test Mode: Transmit by 802.11ac-VHT80 at 5610MHz	



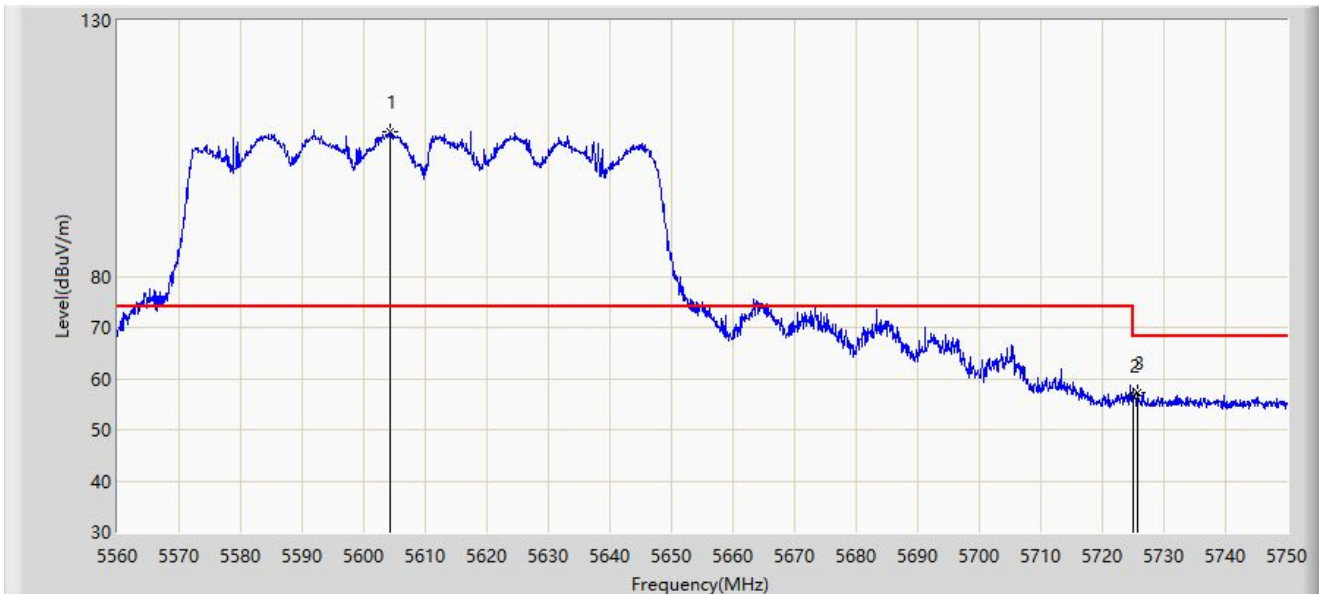
No	Mark	Frequency (MHz)	Measure Level (dBμV/m)	Reading Level (dBμV)	Margin (dB)	Limit (dBμV/m)	Factor (dB/m)	Type
1		5607.690	107.203	103.394	N/A	N/A	3.810	PK
2		5725.000	54.578	50.635	-13.622	68.200	3.943	PK
3	*	5727.485	57.663	53.700	-10.537	68.200	3.963	PK

Note 1: " * ", means this data is the worst emission level.

Note 2: Measure Level (dBμV/m) = Reading Level (dBμV) + Factor (dB/m).

Note 3: Factor (dB/m) = Cable Loss (dB) + Antenna Factor (dB/m) - Pre_Amplifier Gain (dB).

Site: WZ-AC1	Test Date: 2022-11-23
Limit: FCC_5G_RE(3m)	Engineer: Charles Zhang
Probe: BBHA9120D_1167_1-18GHz	Polarity: Vertical
EUT: WiFi 6 (802.11ax) 4x4 MU-MIMO Dual Band Module	Power: AC 120V/60Hz
Test Mode: Transmit by 802.11ac-VHT80 at 5610MHz	



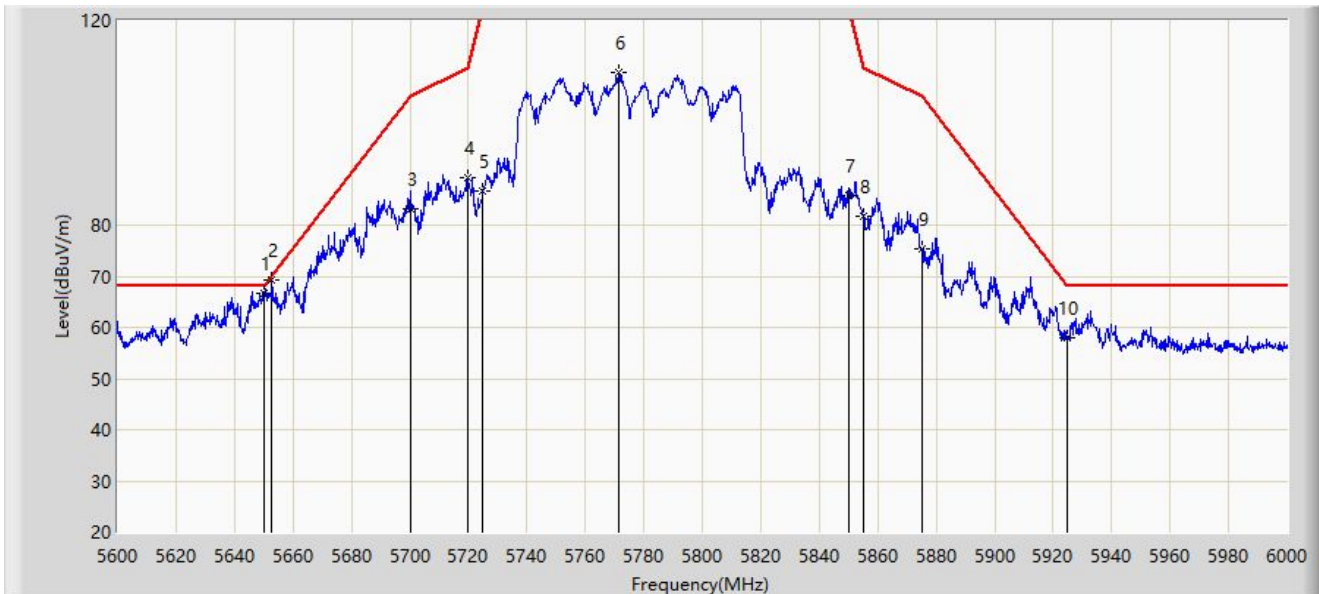
No	Mark	Frequency (MHz)	Measure Level (dB μ V/m)	Reading Level (dB μ V)	Margin (dB)	Limit (dB μ V/m)	Factor (dB/m)	Type
1		5604.270	108.393	104.554	N/A	N/A	3.839	PK
2		5725.000	56.530	52.587	-11.670	68.200	3.943	PK
3	*	5725.680	57.311	53.366	-10.889	68.200	3.945	PK

Note 1: " * ", means this data is the worst emission level.

Note 2: Measure Level (dB μ V/m) = Reading Level (dB μ V) + Factor (dB/m).

Note 3: Factor (dB/m) = Cable Loss (dB) + Antenna Factor (dB/m) - Pre_Amplifier Gain (dB).

Site: WZ-AC1	Test Date: 2022-11-20
Limit: FCC_5.8G_RE(3m)	Engineer: Charles Zhang
Probe: BBHA9120D_1167_1-18GHz	Polarity: Horizontal
EUT: WiFi 6 (802.11ax) 4x4 MU-MIMO Dual Band Module	Power: AC 120V/60Hz
Test Mode: Transmit by 802.11ac-VHT80 at 5775MHz	



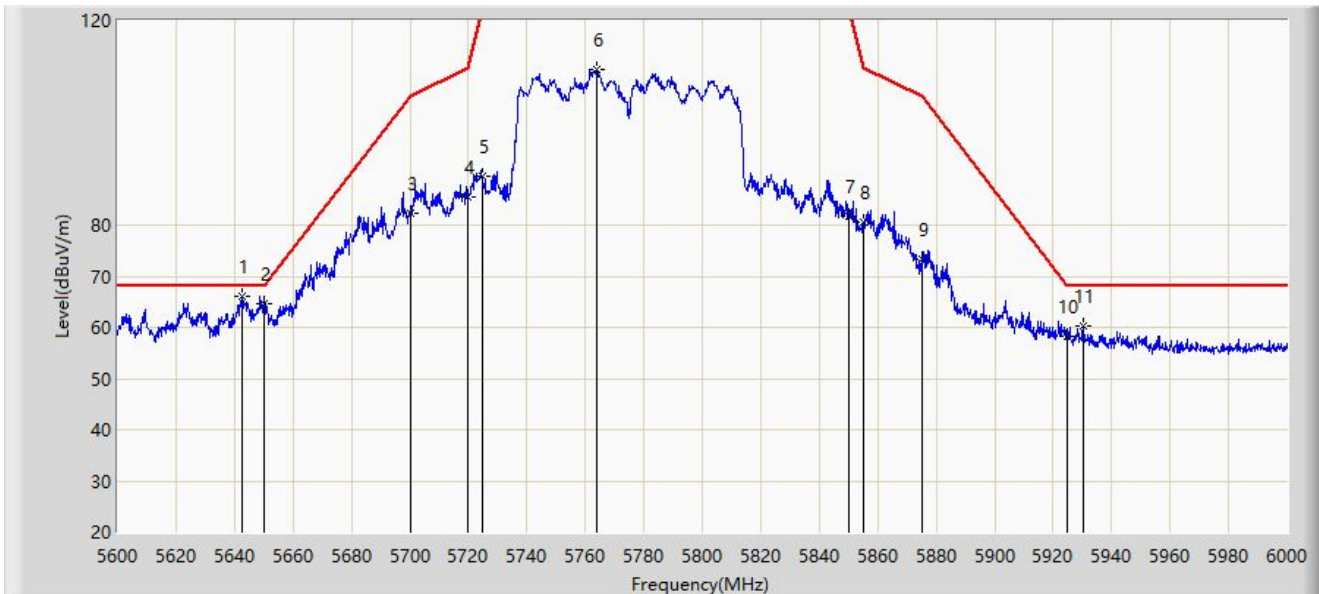
No	Mark	Frequency (MHz)	Measure Level (dBμV/m)	Reading Level (dBμV)	Margin (dB)	Limit (dBμV/m)	Factor (dB/m)	Type
1		5650.000	66.780	62.866	-1.420	68.200	3.914	PK
2	*	5652.800	69.154	65.176	-1.118	70.272	3.978	PK
3		5700.000	83.152	79.237	-22.048	105.200	3.916	PK
4		5720.000	89.239	85.310	-21.561	110.800	3.929	PK
5		5725.000	86.729	82.786	-35.471	122.200	3.943	PK
6		5771.600	109.833	105.643	N/A	N/A	4.190	PK
7		5850.000	85.798	81.354	-36.402	122.200	4.444	PK
8		5855.000	81.875	77.475	-28.925	110.800	4.400	PK
9		5875.000	75.296	70.985	-29.904	105.200	4.312	PK
10		5925.000	57.951	53.320	-10.249	68.200	4.630	PK

Note 1: " * ", means this data is the worst emission level.

Note 2: Measure Level (dBμV/m) = Reading Level (dBμV) + Factor (dB/m).

Note 3: Factor (dB/m) = Cable Loss (dB) + Antenna Factor (dB/m) - Pre_Amplifier Gain (dB).

Site: WZ-AC1	Test Date: 2022-11-20
Limit: FCC_5.8G_RE(3m)	Engineer: Charles Zhang
Probe: BBHA9120D_1167_1-18GHz	Polarity: Vertical
EUT: WiFi 6 (802.11ax) 4x4 MU-MIMO Dual Band Module	Power: AC 120V/60Hz
Test Mode: Transmit by 802.11ac-VHT80 at 5775MHz	



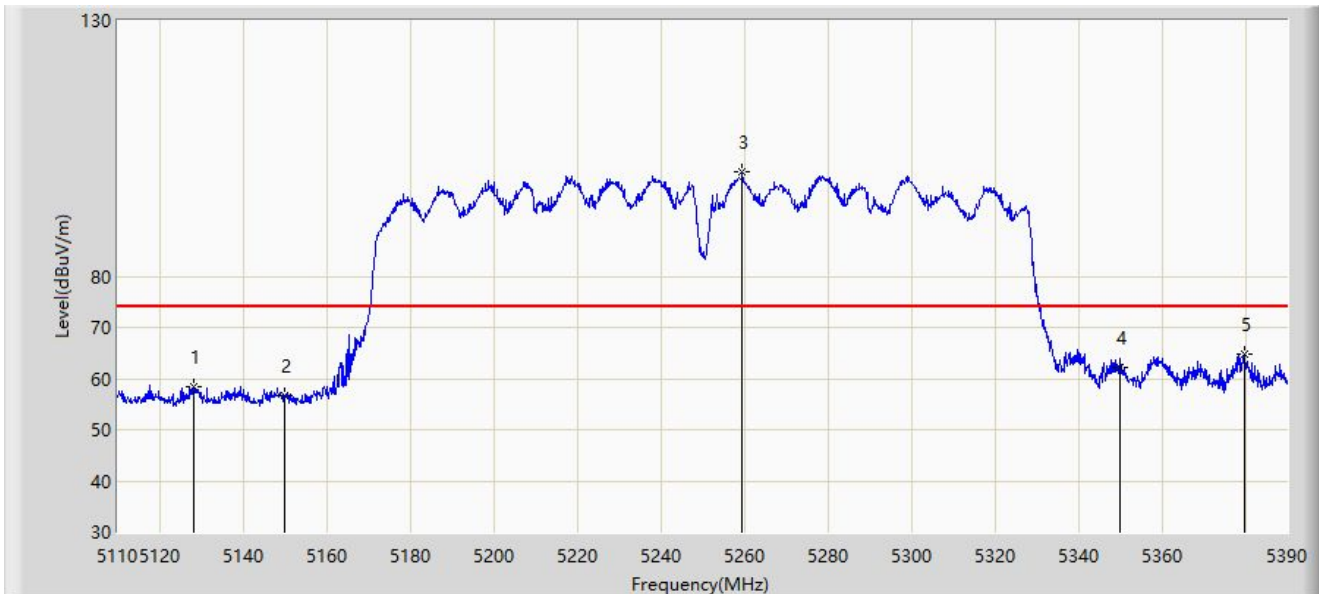
No	Mark	Frequency (MHz)	Measure Level (dBμV/m)	Reading Level (dBμV)	Margin (dB)	Limit (dBμV/m)	Factor (dB/m)	Type
1	*	5642.400	65.986	62.247	-2.214	68.200	3.739	PK
2		5650.000	64.521	60.607	-3.679	68.200	3.914	PK
3		5700.000	82.338	78.423	-22.862	105.200	3.916	PK
4		5720.000	85.528	81.599	-25.272	110.800	3.929	PK
5		5725.000	89.495	85.552	-32.705	122.200	3.943	PK
6		5764.000	110.387	106.157	N/A	N/A	4.229	PK
7		5850.000	81.875	77.431	-40.325	122.200	4.444	PK
8		5855.000	80.445	76.045	-30.355	110.800	4.400	PK
9		5875.000	73.373	69.062	-31.827	105.200	4.312	PK
10		5925.000	58.195	53.564	-10.005	68.200	4.630	PK
11		5930.200	60.345	55.711	-7.855	68.200	4.633	PK

Note 1: " * ", means this data is the worst emission level.

Note 2: Measure Level (dBμV/m) = Reading Level (dBμV) + Factor (dB/m).

Note 3: Factor (dB/m) = Cable Loss (dB) + Antenna Factor (dB/m) - Pre_Amplifier Gain (dB).

Site: WZ-AC1	Test Date: 2022-11-23
Limit: FCC_5G_RE(3m)	Engineer: Charles Zhang
Probe: BBHA9120D_1167_1-18GHz	Polarity: Horizontal
EUT: WiFi 6 (802.11ax) 4x4 MU-MIMO Dual Band Module	Power: AC 120V/60Hz
Test Mode: Transmit by 802.11ac-VHT160 at 5250MHz	



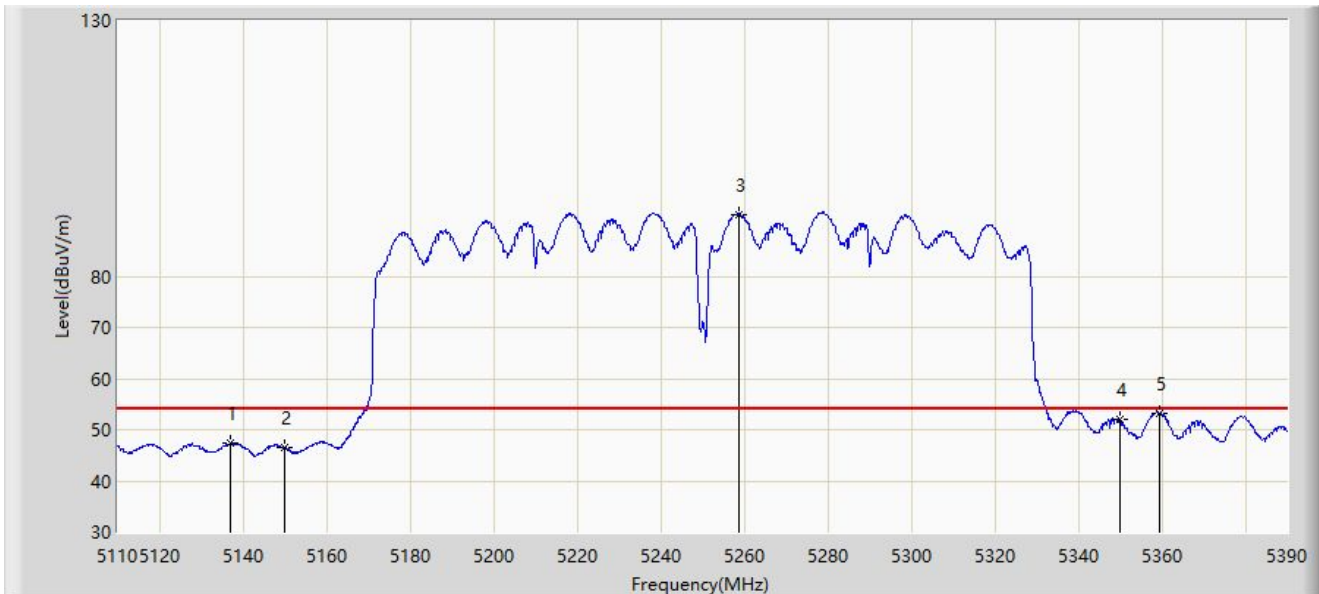
No	Mark	Frequency (MHz)	Measure Level (dBμV/m)	Reading Level (dBμV)	Margin (dB)	Limit (dBμV/m)	Factor (dB/m)	Type
1		5128.200	58.468	54.922	-15.532	74.000	3.547	PK
2		5150.000	56.522	52.881	-17.478	74.000	3.641	PK
3		5259.520	100.316	97.066	N/A	N/A	3.250	PK
4		5350.000	62.187	58.842	-11.813	74.000	3.344	PK
5	*	5379.920	64.821	61.320	-9.179	74.000	3.501	PK

Note 1: " * ", means this data is the worst emission level.

Note 2: Measure Level (dBμV/m) = Reading Level (dBμV) + Factor (dB/m).

Note 3: Factor (dB/m) = Cable Loss (dB) + Antenna Factor (dB/m) - Pre_Amplifier Gain (dB).

Site: WZ-AC1	Test Date: 2022-11-23
Limit: FCC_5G_RE(3m)	Engineer: Charles Zhang
Probe: BBHA9120D_1167_1-18GHz	Polarity: Horizontal
EUT: WiFi 6 (802.11ax) 4x4 MU-MIMO Dual Band Module	Power: AC 120V/60Hz
Test Mode: Transmit by 802.11ac-VHT160 at 5250MHz	



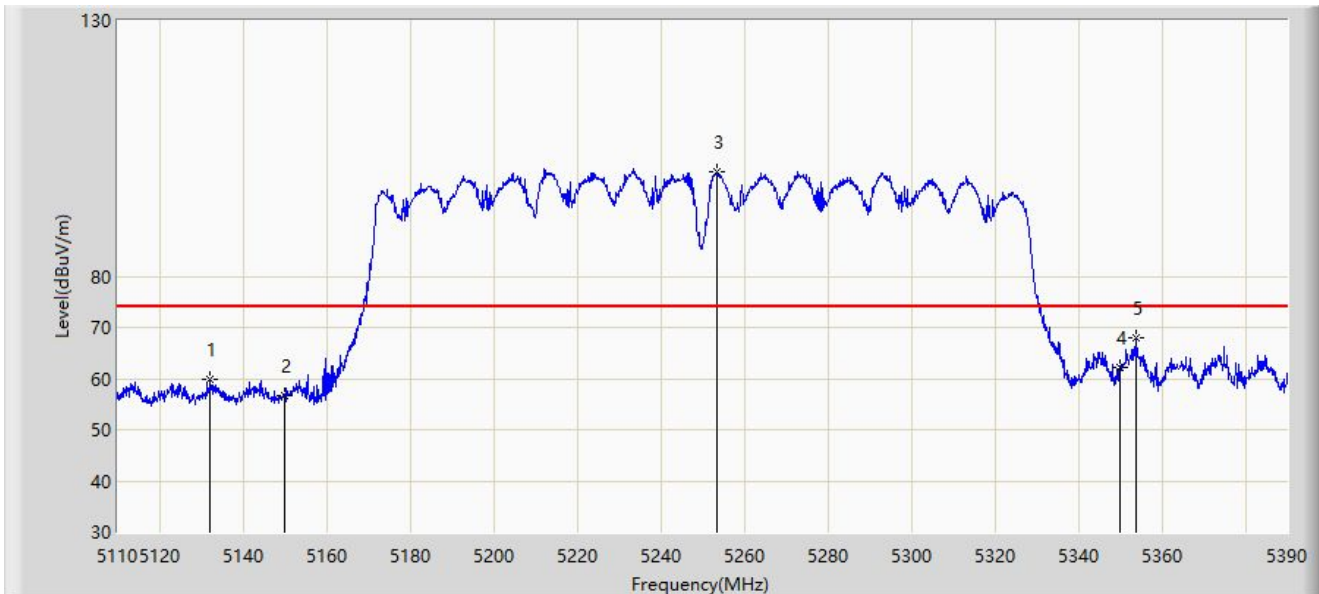
No	Mark	Frequency (MHz)	Measure Level (dB μ V/m)	Reading Level (dB μ V)	Margin (dB)	Limit (dB μ V/m)	Factor (dB/m)	Type
1		5137.160	47.509	43.892	-6.491	54.000	3.616	AV
2		5150.000	46.442	42.801	-7.558	54.000	3.641	AV
3		5258.820	92.045	88.789	N/A	N/A	3.256	AV
4		5350.000	51.933	48.588	-2.067	54.000	3.344	AV
5	*	5359.340	53.158	49.868	-0.842	54.000	3.290	AV

Note 1: " * ", means this data is the worst emission level.

Note 2: Measure Level (dB μ V/m) = Reading Level (dB μ V) + Factor (dB/m).

Note 3: Factor (dB/m) = Cable Loss (dB) + Antenna Factor (dB/m) - Pre_Amplifier Gain (dB).

Site: WZ-AC1	Test Date: 2022-11-23
Limit: FCC_5G_RE(3m)	Engineer: Charles Zhang
Probe: BBHA9120D_1167_1-18GHz	Polarity: Vertical
EUT: WiFi 6 (802.11ax) 4x4 MU-MIMO Dual Band Module	Power: AC 120V/60Hz
Test Mode: Transmit by 802.11ac-VHT160 at 5250MHz	



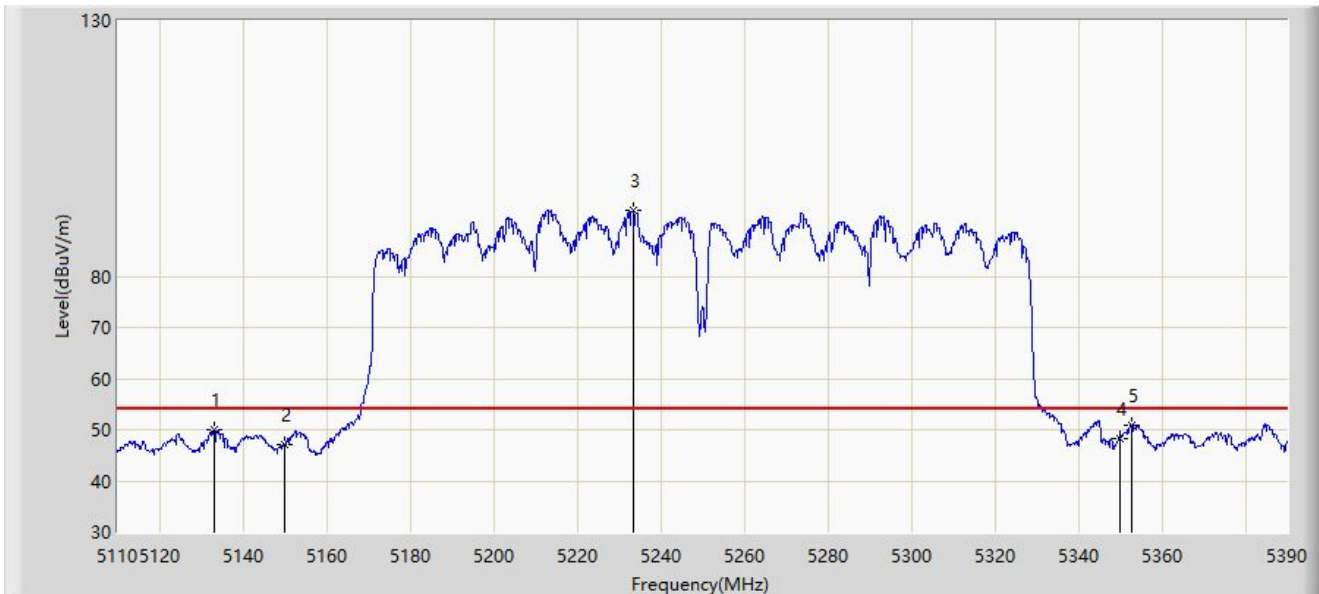
No	Mark	Frequency (MHz)	Measure Level (dBμV/m)	Reading Level (dBμV)	Margin (dB)	Limit (dBμV/m)	Factor (dB/m)	Type
1		5132.120	59.798	56.206	-14.202	74.000	3.592	PK
2		5150.000	56.665	53.024	-17.335	74.000	3.641	PK
3		5253.640	100.409	97.123	N/A	N/A	3.286	PK
4		5350.000	62.194	58.849	-11.806	74.000	3.344	PK
5	*	5354.020	68.050	64.745	-5.950	74.000	3.304	PK

Note 1: " * ", means this data is the worst emission level.

Note 2: Measure Level (dBμV/m) = Reading Level (dBμV) + Factor (dB/m).

Note 3: Factor (dB/m) = Cable Loss (dB) + Antenna Factor (dB/m) - Pre_Amplifier Gain (dB).

Site: WZ-AC1	Test Date: 2022-11-23
Limit: FCC_5G_RE(3m)	Engineer: Charles Zhang
Probe: BBHA9120D_1167_1-18GHz	Polarity: Vertical
EUT: WiFi 6 (802.11ax) 4x4 MU-MIMO Dual Band Module	Power: AC 120V/60Hz
Test Mode: Transmit by 802.11ac-VHT160 at 5250MHz	



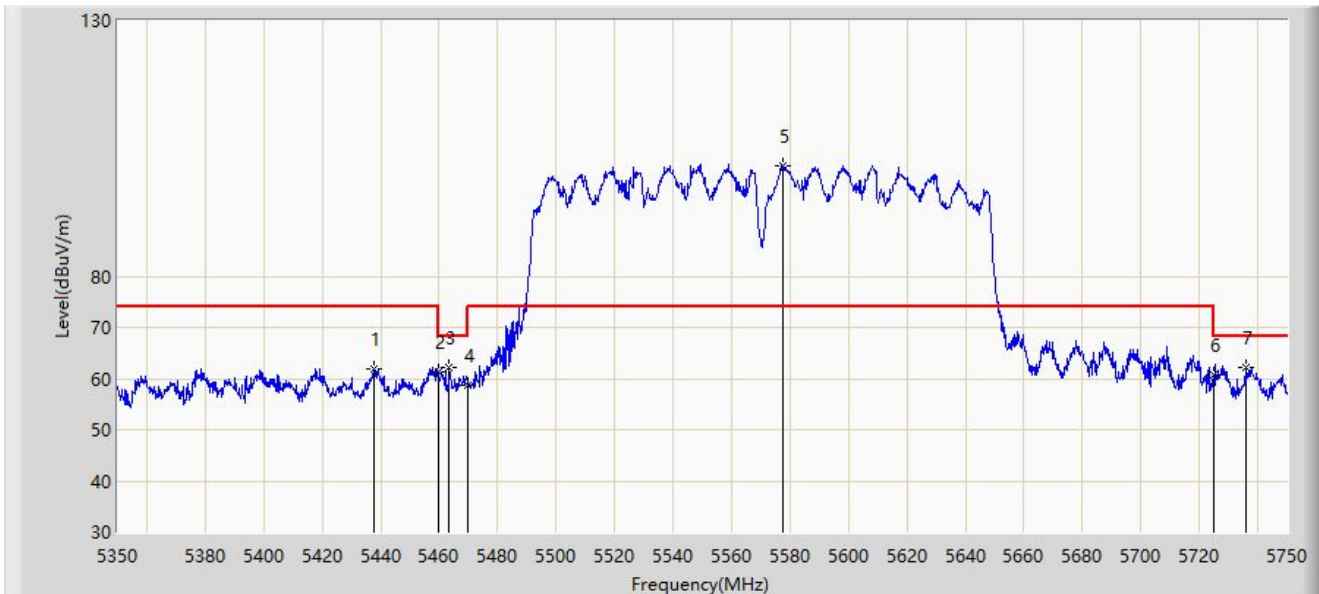
No	Mark	Frequency (MHz)	Measure Level (dB μ V/m)	Reading Level (dB μ V)	Margin (dB)	Limit (dB μ V/m)	Factor (dB/m)	Type
1		5133.240	49.861	46.258	-4.139	54.000	3.603	AV
2		5150.000	47.169	43.528	-6.831	54.000	3.641	AV
3		5233.480	92.935	89.559	N/A	N/A	3.375	AV
4		5350.000	48.327	44.982	-5.673	54.000	3.344	AV
5	*	5352.760	50.822	47.513	-3.178	54.000	3.309	AV

Note 1: " * ", means this data is the worst emission level.

Note 2: Measure Level (dB μ V/m) = Reading Level (dB μ V) + Factor (dB/m).

Note 3: Factor (dB/m) = Cable Loss (dB) + Antenna Factor (dB/m) - Pre_Amplifier Gain (dB).

Site: WZ-AC1	Test Date: 2022-11-23
Limit: FCC_5G_RE(3m)	Engineer: Charles Zhang
Probe: BBHA9120D_1167_1-18GHz	Polarity: Horizontal
EUT: WiFi 6 (802.11ax) 4x4 MU-MIMO Dual Band Module	Power: AC 120V/60Hz
Test Mode: Transmit by 802.11ac-VHT160 at 5570MHz	



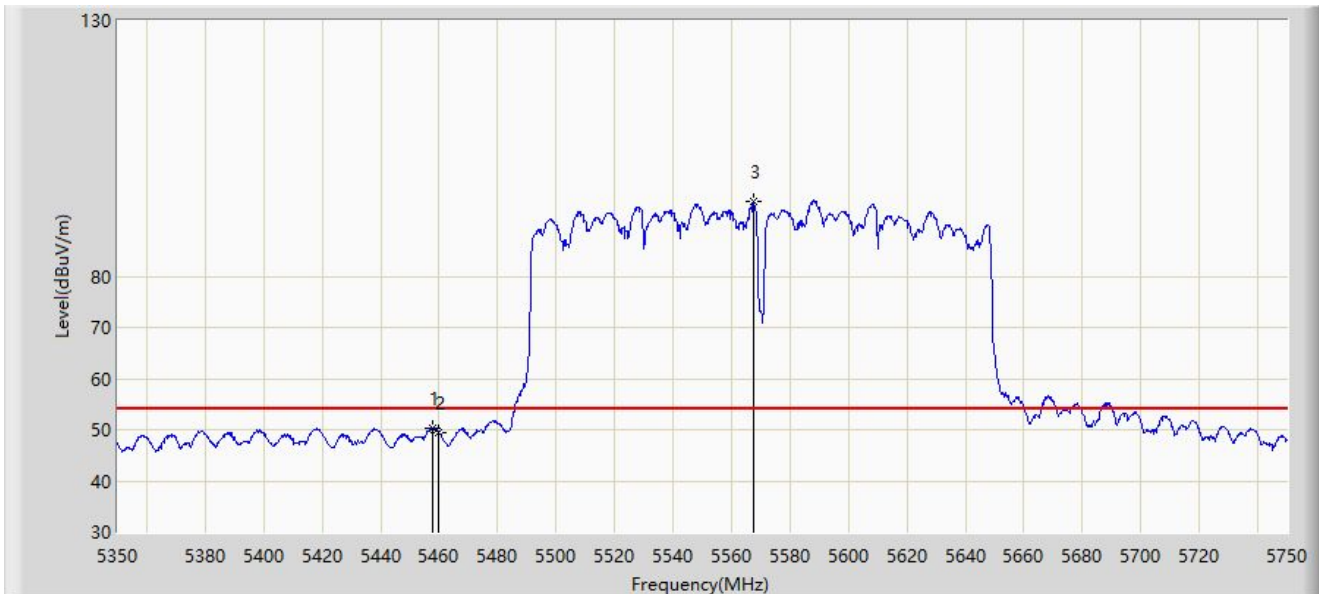
No	Mark	Frequency (MHz)	Measure Level (dBμV/m)	Reading Level (dBμV)	Margin (dB)	Limit (dBμV/m)	Factor (dB/m)	Type
1		5437.600	61.880	58.341	-12.120	74.000	3.539	PK
2		5460.000	61.186	57.556	-12.814	74.000	3.630	PK
3		5463.400	62.208	58.557	-5.992	68.200	3.651	PK
4		5470.000	58.793	55.102	-9.407	68.200	3.691	PK
5		5577.800	101.545	97.705	N/A	N/A	3.840	PK
6		5725.000	60.693	56.750	-7.507	68.200	3.943	PK
7	*	5736.000	62.244	58.173	-5.956	68.200	4.072	PK

Note 1: " * ", means this data is the worst emission level.

Note 2: Measure Level (dBμV/m) = Reading Level (dBμV) + Factor (dB/m).

Note 3: Factor (dB/m) = Cable Loss (dB) + Antenna Factor (dB/m) - Pre_Amplifier Gain (dB).

Site: WZ-AC1	Test Date: 2022-11-23
Limit: FCC_5G_RE(3m)	Engineer: Charles Zhang
Probe: BBHA9120D_1167_1-18GHz	Polarity: Horizontal
EUT: WiFi 6 (802.11ax) 4x4 MU-MIMO Dual Band Module	Power: AC 120V/60Hz
Test Mode: Transmit by 802.11ac-VHT160 at 5570MHz	



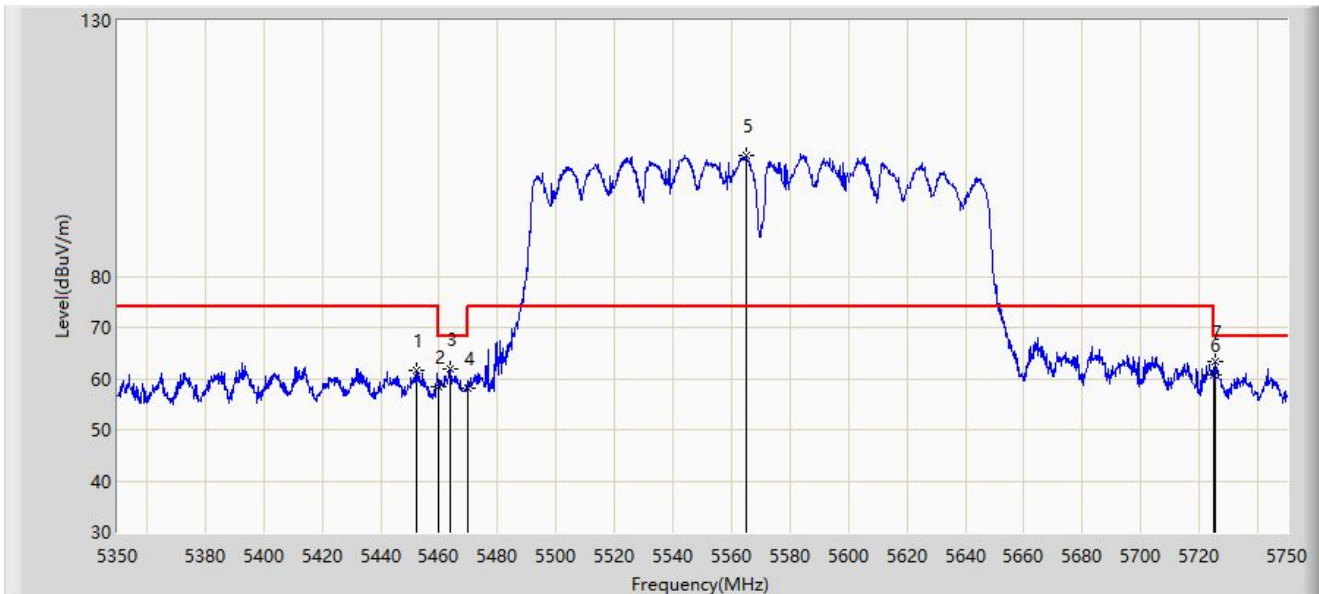
No	Mark	Frequency (MHz)	Measure Level (dBμV/m)	Reading Level (dBμV)	Margin (dB)	Limit (dBμV/m)	Factor (dB/m)	Type
1	*	5457.600	50.422	46.806	-3.578	54.000	3.615	AV
2		5460.000	49.309	45.679	-4.691	54.000	3.630	AV
3		5567.400	94.622	90.822	N/A	N/A	3.800	AV

Note 1: " * ", means this data is the worst emission level.

Note 2: Measure Level (dBμV/m) = Reading Level (dBμV) + Factor (dB/m).

Note 3: Factor (dB/m) = Cable Loss (dB) + Antenna Factor (dB/m) - Pre_Amplifier Gain (dB).

Site: WZ-AC1	Test Date: 2022-11-23
Limit: FCC_5G_RE(3m)	Engineer: Charles Zhang
Probe: BBHA9120D_1167_1-18GHz	Polarity: Vertical
EUT: WiFi 6 (802.11ax) 4x4 MU-MIMO Dual Band Module	Power: AC 120V/60Hz
Test Mode: Transmit by 802.11ac-VHT160 at 5570MHz	



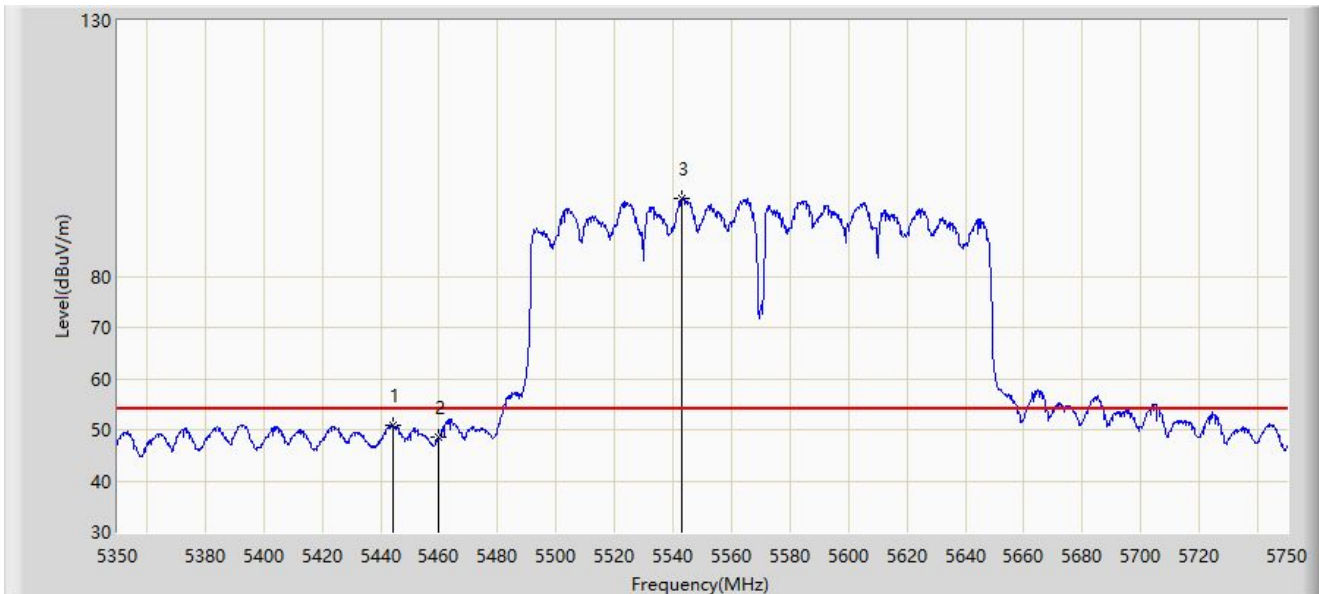
No	Mark	Frequency (MHz)	Measure Level (dBμV/m)	Reading Level (dBμV)	Margin (dB)	Limit (dBμV/m)	Factor (dB/m)	Type
1		5452.400	61.655	58.099	-12.345	74.000	3.556	PK
2		5460.000	58.270	54.640	-15.730	74.000	3.630	PK
3		5464.000	61.774	58.119	-6.426	68.200	3.655	PK
4		5470.000	58.085	54.394	-10.115	68.200	3.691	PK
5		5565.000	103.747	99.967	N/A	N/A	3.780	PK
6		5725.000	60.656	56.713	-7.544	68.200	3.943	PK
7	*	5725.200	63.380	59.436	-4.820	68.200	3.944	PK

Note 1: " * ", means this data is the worst emission level.

Note 2: Measure Level (dBμV/m) = Reading Level (dBμV) + Factor (dB/m).

Note 3: Factor (dB/m) = Cable Loss (dB) + Antenna Factor (dB/m) - Pre_Amplifier Gain (dB).

Site: WZ-AC1	Test Date: 2022-11-23
Limit: FCC_5G_RE(3m)	Engineer: Charles Zhang
Probe: BBHA9120D_1167_1-18GHz	Polarity: Vertical
EUT: WiFi 6 (802.11ax) 4x4 MU-MIMO Dual Band Module	Power: AC 120V/60Hz
Test Mode: Transmit by 802.11ac-VHT160 at 5570MHz	



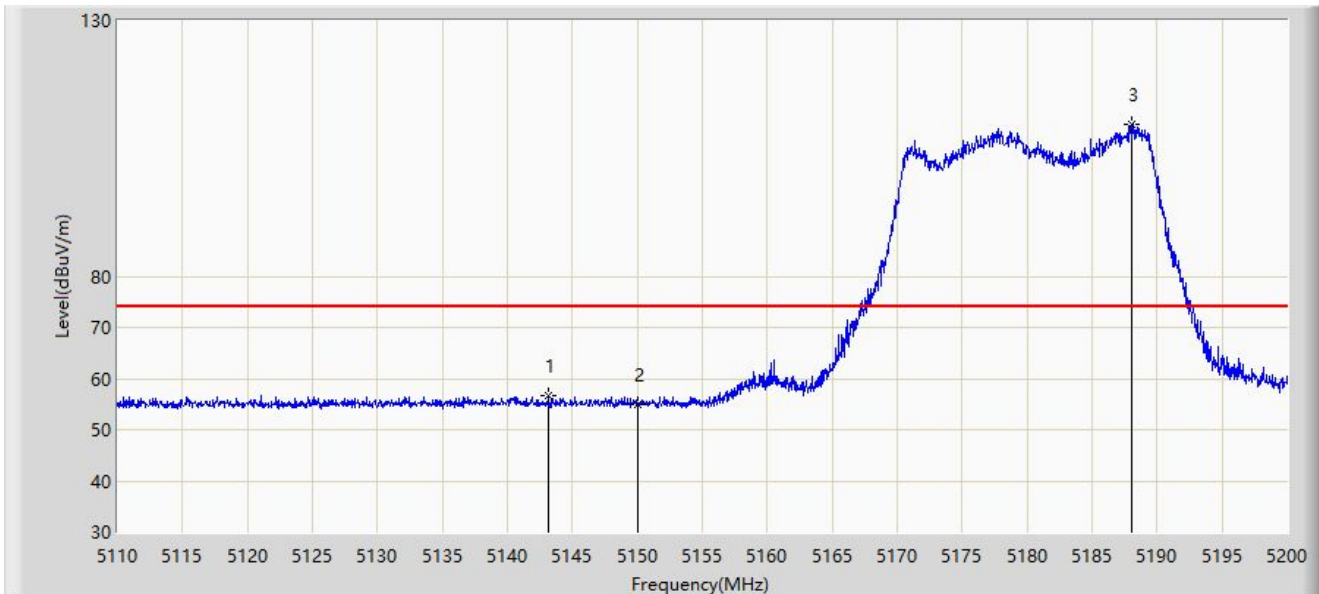
No	Mark	Frequency (MHz)	Measure Level (dBμV/m)	Reading Level (dBμV)	Margin (dB)	Limit (dBμV/m)	Factor (dB/m)	Type
1	*	5444.200	50.995	47.448	-3.005	54.000	3.546	AV
2		5460.000	48.482	44.852	-5.518	54.000	3.630	AV
3		5543.000	95.200	91.543	N/A	N/A	3.657	AV

Note 1: " * ", means this data is the worst emission level.

Note 2: Measure Level (dBμV/m) = Reading Level (dBμV) + Factor (dB/m).

Note 3: Factor (dB/m) = Cable Loss (dB) + Antenna Factor (dB/m) - Pre_Amplifier Gain (dB).

Site: WZ-AC1	Test Date: 2022-11-24
Limit: FCC_5G_RE(3m)	Engineer: Charles Zhang
Probe: BBHA9120D_1167_1-18GHz	Polarity: Horizontal
EUT: WiFi 6 (802.11ax) 4x4 MU-MIMO Dual Band Module	Power: AC 120V/60Hz
Test Mode: Transmit by 802.11ax-HE20 at 5180MHz	



No	Mark	Frequency (MHz)	Measure Level (dB μ V/m)	Reading Level (dB μ V)	Margin (dB)	Limit (dB μ V/m)	Factor (dB/m)	Type
1	*	5143.165	56.643	53.008	-17.357	74.000	3.634	PK
2		5150.000	55.063	51.422	-18.937	74.000	3.641	PK
3		5188.030	109.789	106.437	N/A	N/A	3.352	PK

Note 1: " * ", means this data is the worst emission level.

Note 2: Measure Level (dB μ V/m) = Reading Level (dB μ V) + Factor (dB/m).

Note 3: Factor (dB/m) = Cable Loss (dB) + Antenna Factor (dB/m) - Pre_Amplifier Gain (dB).

Site: WZ-AC1	Test Date: 2022-11-24
Limit: FCC_5G_RE(3m)	Engineer: Charles Zhang
Probe: BBHA9120D_1167_1-18GHz	Polarity: Horizontal
EUT: WiFi 6 (802.11ax) 4x4 MU-MIMO Dual Band Module	Power: AC 120V/60Hz
Test Mode: Transmit by 802.11ax-HE20 at 5180MHz	



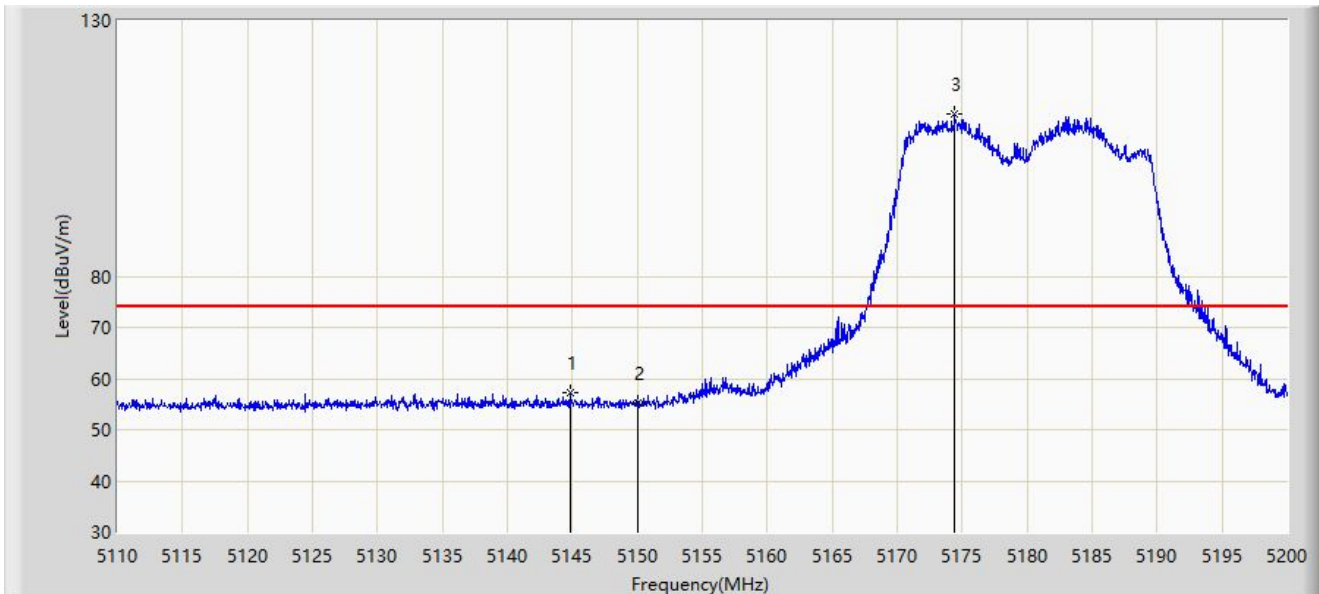
No	Mark	Frequency (MHz)	Measure Level (dBμV/m)	Reading Level (dBμV)	Margin (dB)	Limit (dBμV/m)	Factor (dB/m)	Type
1	*	5148.745	44.396	40.750	-9.604	54.000	3.647	AV
2		5150.000	44.213	40.572	-9.787	54.000	3.641	AV
3		5188.885	99.142	95.795	N/A	N/A	3.346	AV

Note 1: " * ", means this data is the worst emission level.

Note 2: Measure Level (dBμV/m) = Reading Level (dBμV) + Factor (dB/m).

Note 3: Factor (dB/m) = Cable Loss (dB) + Antenna Factor (dB/m) - Pre_Amplifier Gain (dB).

Site: WZ-AC1	Test Date: 2022-11-24
Limit: FCC_5G_RE(3m)	Engineer: Charles Zhang
Probe: BBHA9120D_1167_1-18GHz	Polarity: Vertical
EUT: WiFi 6 (802.11ax) 4x4 MU-MIMO Dual Band Module	Power: AC 120V/60Hz
Test Mode: Transmit by 802.11ax-HE20 at 5180MHz	



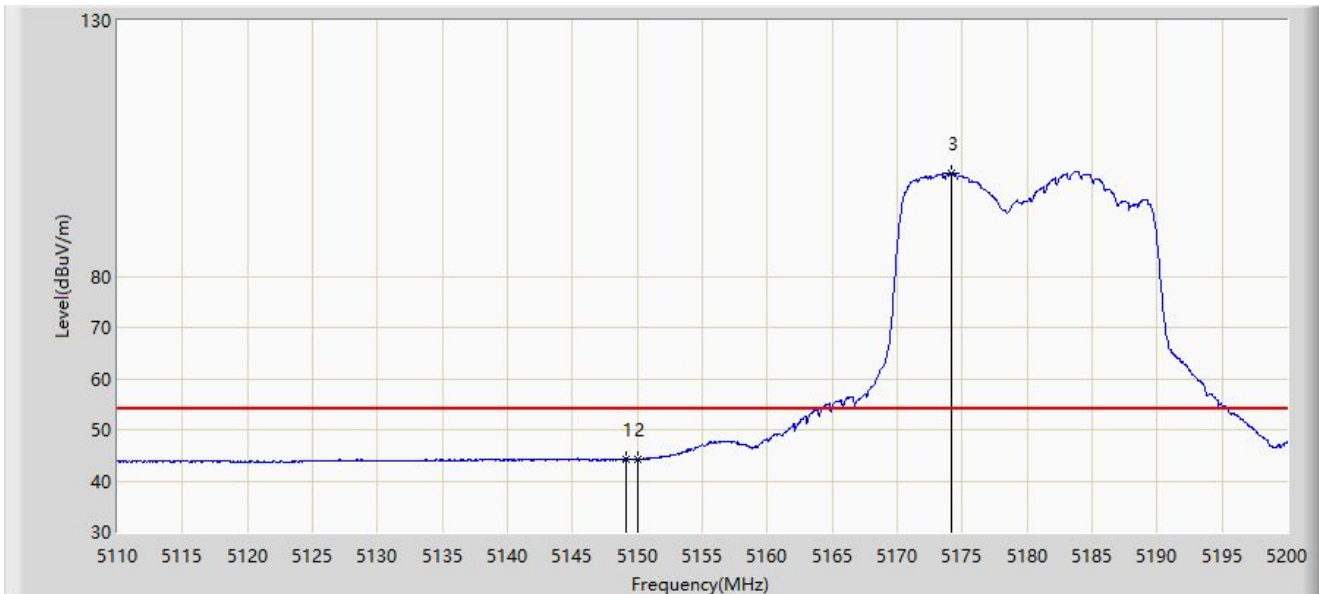
No	Mark	Frequency (MHz)	Measure Level (dBμV/m)	Reading Level (dBμV)	Margin (dB)	Limit (dBμV/m)	Factor (dB/m)	Type
1	*	5144.830	57.137	53.497	-16.863	74.000	3.640	PK
2		5150.000	55.356	51.715	-18.644	74.000	3.641	PK
3		5174.440	111.817	108.476	N/A	N/A	3.341	PK

Note 1: " * ", means this data is the worst emission level.

Note 2: Measure Level (dBμV/m) = Reading Level (dBμV) + Factor (dB/m).

Note 3: Factor (dB/m) = Cable Loss (dB) + Antenna Factor (dB/m) - Pre_Amplifier Gain (dB).

Site: WZ-AC1	Test Date: 2022-11-24
Limit: FCC_5G_RE(3m)	Engineer: Charles Zhang
Probe: BBHA9120D_1167_1-18GHz	Polarity: Vertical
EUT: WiFi 6 (802.11ax) 4x4 MU-MIMO Dual Band Module	Power: AC 120V/60Hz
Test Mode: Transmit by 802.11ax-HE20 at 5180MHz	



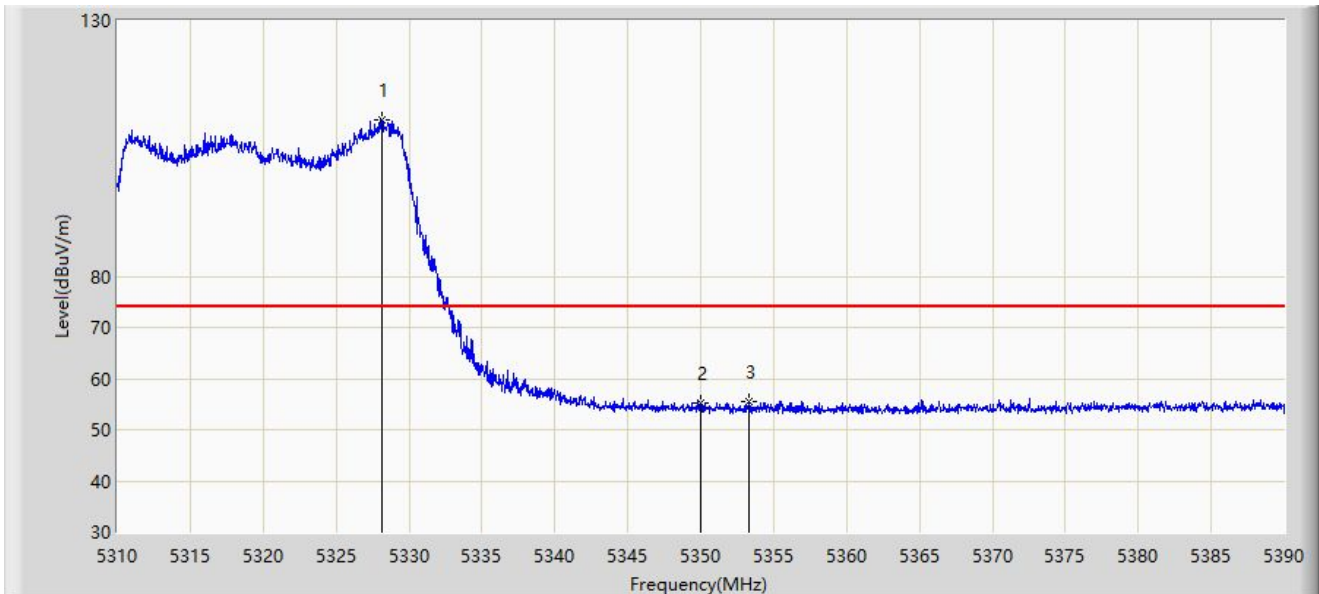
No	Mark	Frequency (MHz)	Measure Level (dB μ V/m)	Reading Level (dB μ V)	Margin (dB)	Limit (dB μ V/m)	Factor (dB/m)	Type
1	*	5149.105	44.344	40.699	-9.656	54.000	3.644	AV
2		5150.000	44.313	40.672	-9.687	54.000	3.641	AV
3		5174.215	100.213	96.872	N/A	N/A	3.341	AV

Note 1: " * ", means this data is the worst emission level.

Note 2: Measure Level (dB μ V/m) = Reading Level (dB μ V) + Factor (dB/m).

Note 3: Factor (dB/m) = Cable Loss (dB) + Antenna Factor (dB/m) - Pre_Amplifier Gain (dB).

Site: WZ-AC1	Test Date: 2022-11-24
Limit: FCC_5G_RE(3m)	Engineer: Charles Zhang
Probe: BBHA9120D_1167_1-18GHz	Polarity: Horizontal
EUT: WiFi 6 (802.11ax) 4x4 MU-MIMO Dual Band Module	Power: AC 120V/60Hz
Test Mode: Transmit by 802.11ax-HE20 at 5320MHz	



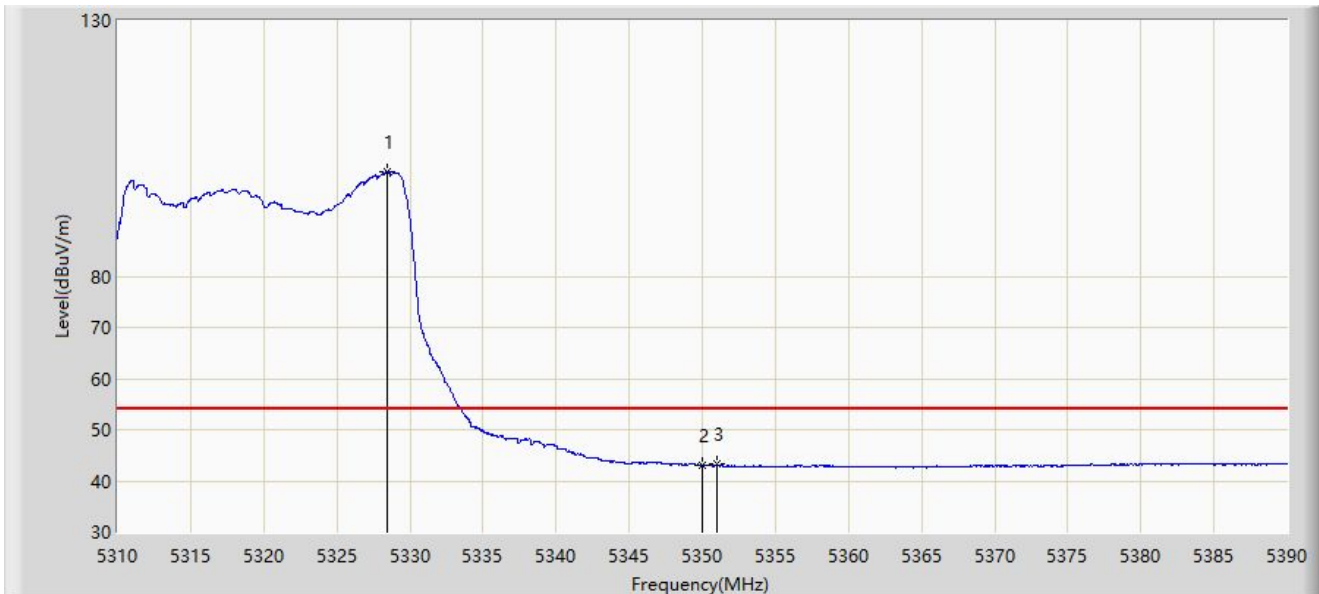
No	Mark	Frequency (MHz)	Measure Level (dBμV/m)	Reading Level (dBμV)	Margin (dB)	Limit (dBμV/m)	Factor (dB/m)	Type
1		5328.160	110.554	107.143	N/A	N/A	3.411	PK
2		5350.000	55.270	51.925	-18.730	74.000	3.344	PK
3	*	5353.320	55.433	52.126	-18.567	74.000	3.307	PK

Note 1: " * ", means this data is the worst emission level.

Note 2: Measure Level (dBμV/m) = Reading Level (dBμV) + Factor (dB/m).

Note 3: Factor (dB/m) = Cable Loss (dB) + Antenna Factor (dB/m) - Pre_Amplifier Gain (dB).

Site: WZ-AC1	Test Date: 2022-11-24
Limit: FCC_5G_RE(3m)	Engineer: Charles Zhang
Probe: BBHA9120D_1167_1-18GHz	Polarity: Horizontal
EUT: WiFi 6 (802.11ax) 4x4 MU-MIMO Dual Band Module	Power: AC 120V/60Hz
Test Mode: Transmit by 802.11ax-HE20 at 5320MHz	



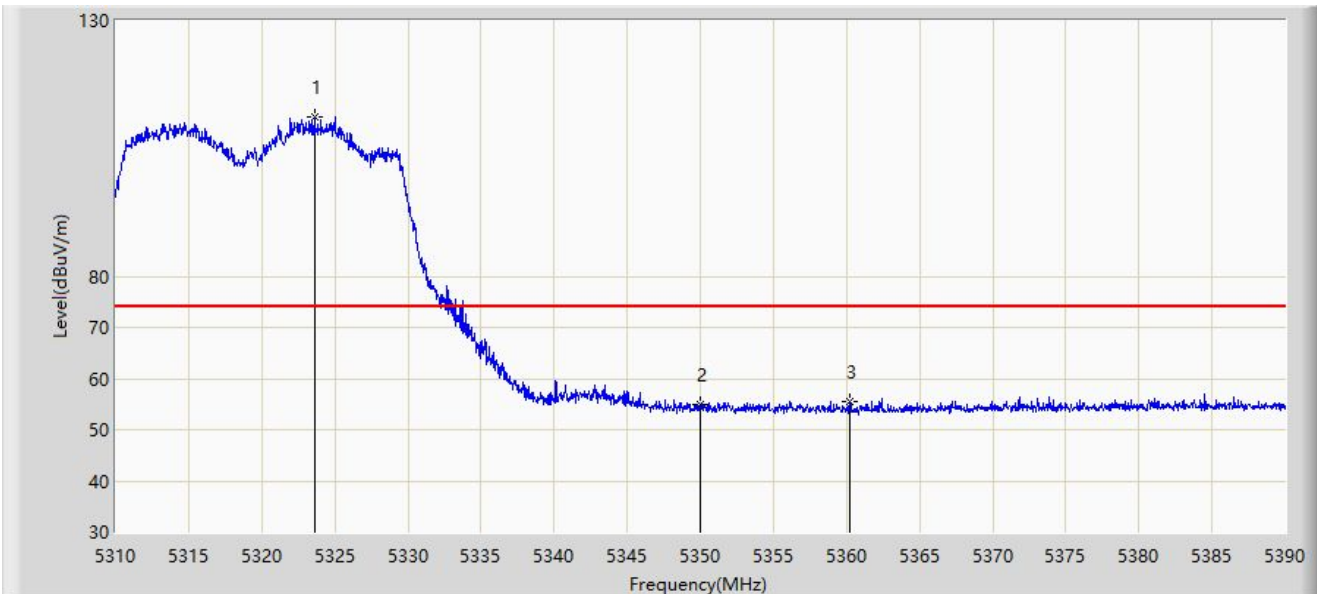
No	Mark	Frequency (MHz)	Measure Level (dBμV/m)	Reading Level (dBμV)	Margin (dB)	Limit (dBμV/m)	Factor (dB/m)	Type
1		5328.480	100.489	97.078	N/A	N/A	3.412	AV
2		5350.000	43.068	39.723	-10.932	54.000	3.344	AV
3	*	5351.040	43.245	39.918	-10.755	54.000	3.327	AV

Note 1: " * ", means this data is the worst emission level.

Note 2: Measure Level (dBμV/m) = Reading Level (dBμV) + Factor (dB/m).

Note 3: Factor (dB/m) = Cable Loss (dB) + Antenna Factor (dB/m) - Pre_Amplifier Gain (dB).

Site: WZ-AC1	Test Date: 2022-11-24
Limit: FCC_5G_RE(3m)	Engineer: Charles Zhang
Probe: BBHA9120D_1167_1-18GHz	Polarity: Vertical
EUT: WiFi 6 (802.11ax) 4x4 MU-MIMO Dual Band Module	Power: AC 120V/60Hz
Test Mode: Transmit by 802.11ax-HE20 at 5320MHz	



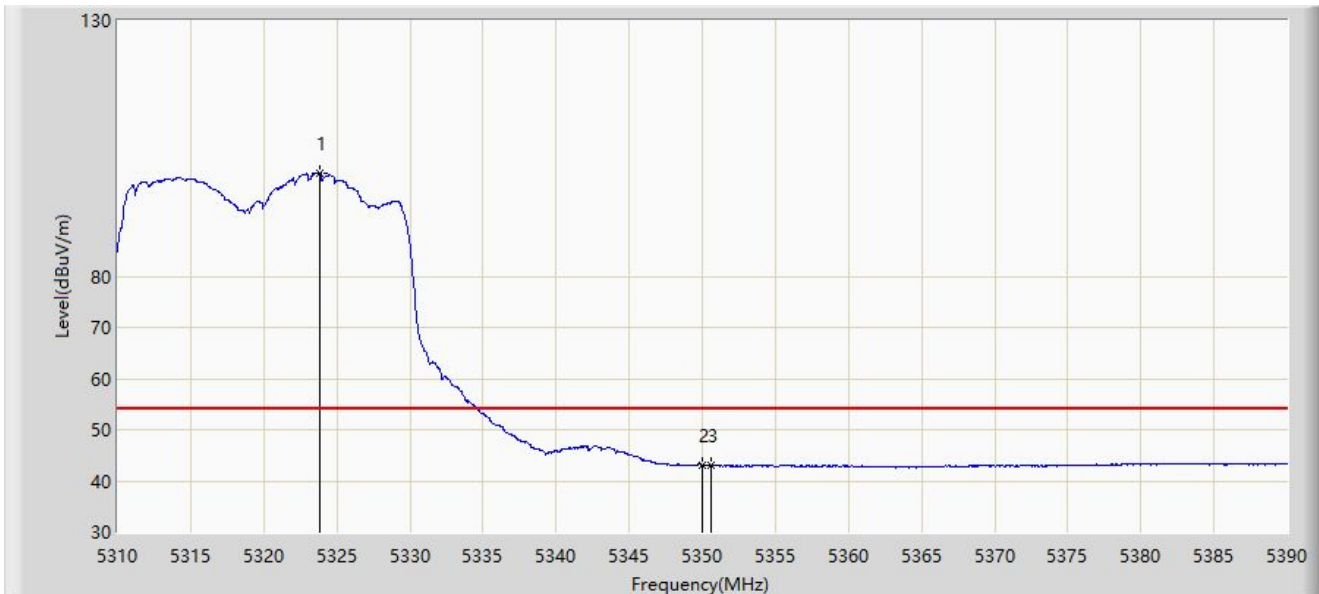
No	Mark	Frequency (MHz)	Measure Level (dBμV/m)	Reading Level (dBμV)	Margin (dB)	Limit (dBμV/m)	Factor (dB/m)	Type
1		5323.600	111.263	107.857	N/A	N/A	3.406	PK
2		5350.000	54.898	51.553	-19.102	74.000	3.344	PK
3	*	5360.200	55.641	52.354	-18.359	74.000	3.287	PK

Note 1: " * ", means this data is the worst emission level.

Note 2: Measure Level (dBμV/m) = Reading Level (dBμV) + Factor (dB/m).

Note 3: Factor (dB/m) = Cable Loss (dB) + Antenna Factor (dB/m) - Pre_Amplifier Gain (dB).

Site: WZ-AC1	Test Date: 2022-11-24
Limit: FCC_5G_RE(3m)	Engineer: Charles Zhang
Probe: BBHA9120D_1167_1-18GHz	Polarity: Vertical
EUT: WiFi 6 (802.11ax) 4x4 MU-MIMO Dual Band Module	Power: AC 120V/60Hz
Test Mode: Transmit by 802.11ax-HE20 at 5320MHz	



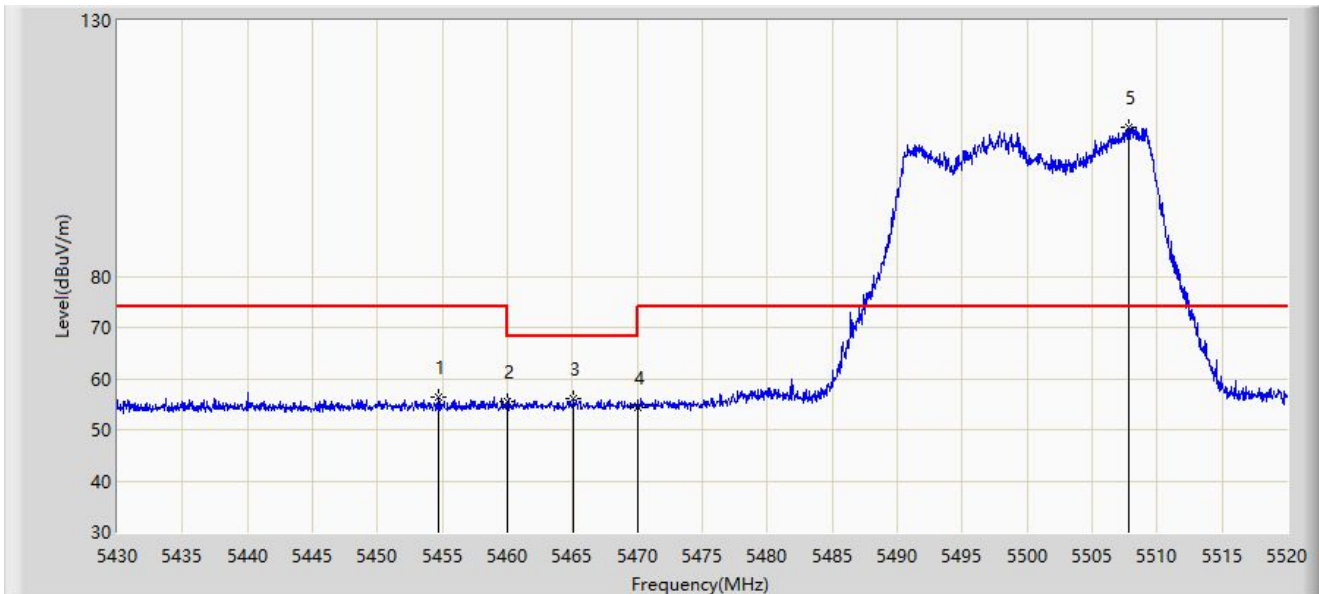
No	Mark	Frequency (MHz)	Measure Level (dBμV/m)	Reading Level (dBμV)	Margin (dB)	Limit (dBμV/m)	Factor (dB/m)	Type
1		5323.880	100.163	96.757	N/A	N/A	3.407	AV
2		5350.000	43.107	39.762	-10.893	54.000	3.344	AV
3	*	5350.560	43.120	39.785	-10.880	54.000	3.335	AV

Note 1: " * ", means this data is the worst emission level.

Note 2: Measure Level (dBμV/m) = Reading Level (dBμV) + Factor (dB/m).

Note 3: Factor (dB/m) = Cable Loss (dB) + Antenna Factor (dB/m) - Pre_Amplifier Gain (dB).

Site: WZ-AC1	Test Date: 2022-11-24
Limit: FCC_5G_RE(3m)	Engineer: Charles Zhang
Probe: BBHA9120D_1167_1-18GHz	Polarity: Horizontal
EUT: WiFi 6 (802.11ax) 4x4 MU-MIMO Dual Band Module	Power: AC 120V/60Hz
Test Mode: Transmit by 802.11ax-HE20 at 5500MHz	



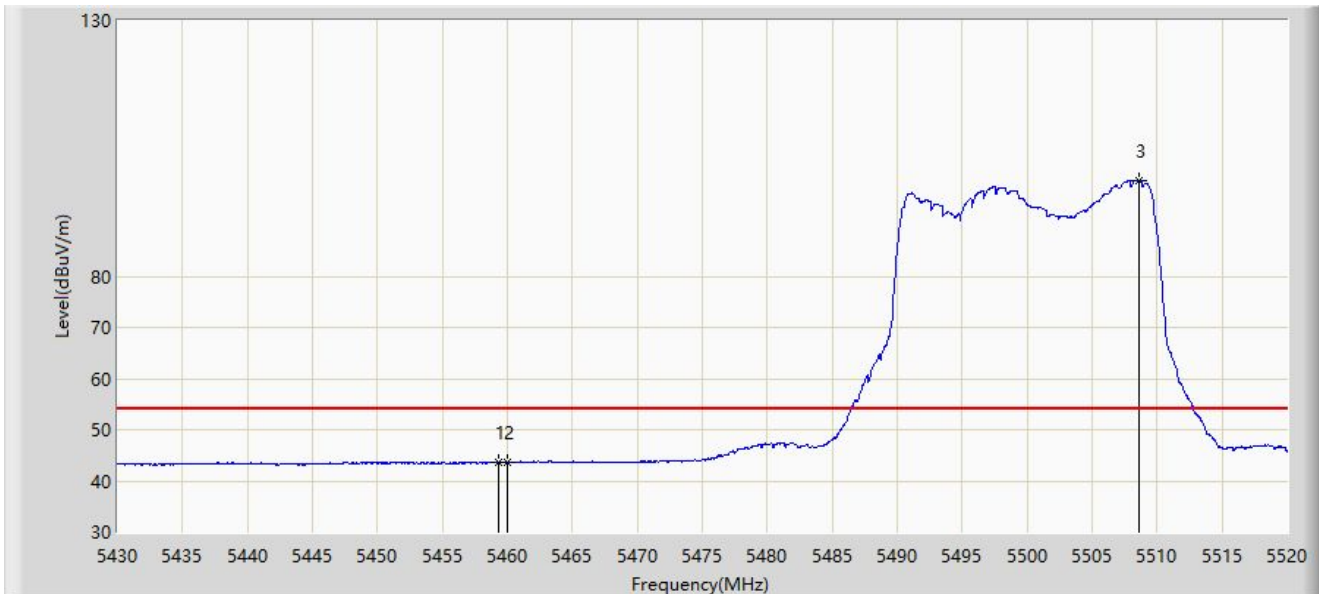
No	Mark	Frequency (MHz)	Measure Level (dBμV/m)	Reading Level (dBμV)	Margin (dB)	Limit (dBμV/m)	Factor (dB/m)	Type
1		5454.660	56.495	52.925	-17.505	74.000	3.570	PK
2		5460.000	55.443	51.813	-18.557	74.000	3.630	PK
3	*	5465.100	56.231	52.570	-11.969	68.200	3.662	PK
4		5470.000	54.303	50.612	-13.897	68.200	3.691	PK
5		5507.805	109.113	105.300	N/A	N/A	3.813	PK

Note 1: " * ", means this data is the worst emission level.

Note 2: Measure Level (dBμV/m) = Reading Level (dBμV) + Factor (dB/m).

Note 3: Factor (dB/m) = Cable Loss (dB) + Antenna Factor (dB/m) - Pre_Amplifier Gain (dB).

Site: WZ-AC1	Test Date: 2022-11-24
Limit: FCC_5G_RE(3m)	Engineer: Charles Zhang
Probe: BBHA9120D_1167_1-18GHz	Polarity: Horizontal
EUT: WiFi 6 (802.11ax) 4x4 MU-MIMO Dual Band Module	Power: AC 120V/60Hz
Test Mode: Transmit by 802.11ax-HE20 at 5500MHz	



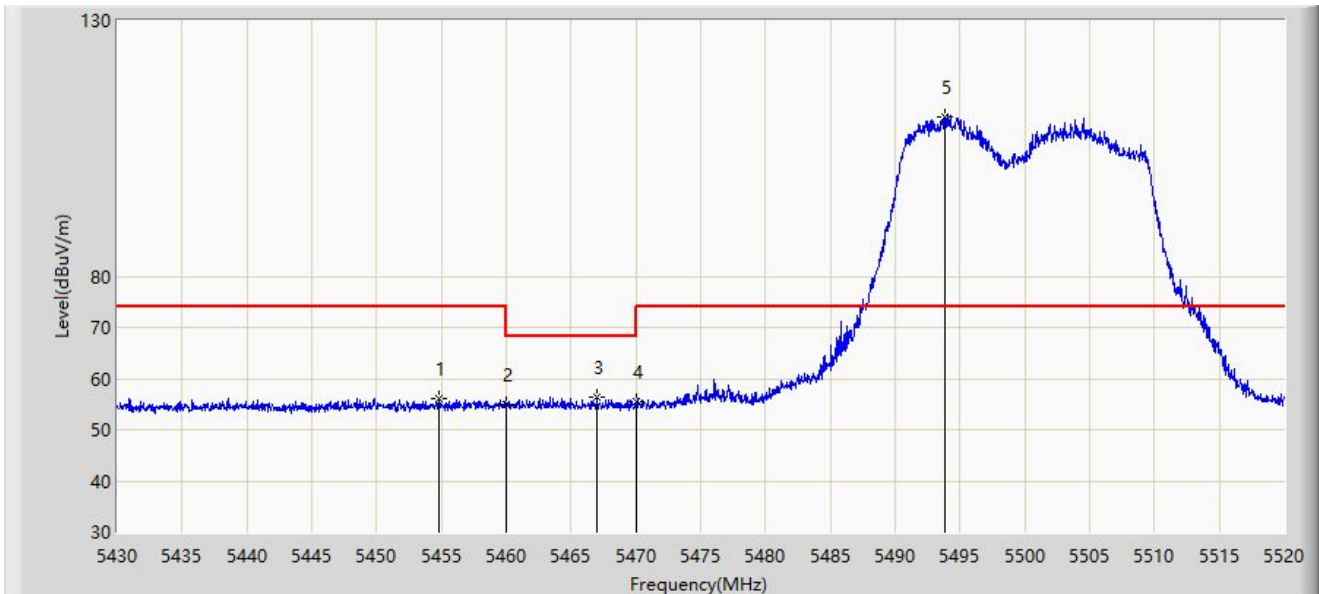
No	Mark	Frequency (MHz)	Measure Level (dBμV/m)	Reading Level (dBμV)	Margin (dB)	Limit (dBμV/m)	Factor (dB/m)	Type
1	*	5459.340	43.749	40.123	-10.251	54.000	3.626	AV
2		5460.000	43.617	39.987	-10.383	54.000	3.630	AV
3		5508.615	98.823	95.018	N/A	N/A	3.806	AV

Note 1: " * ", means this data is the worst emission level.

Note 2: Measure Level (dBμV/m) = Reading Level (dBμV) + Factor (dB/m).

Note 3: Factor (dB/m) = Cable Loss (dB) + Antenna Factor (dB/m) - Pre_Amplifier Gain (dB).

Site: WZ-AC1	Test Date: 2022-11-24
Limit: FCC_5G_RE(3m)	Engineer: Charles Zhang
Probe: BBHA9120D_1167_1-18GHz	Polarity: Vertical
EUT: WiFi 6 (802.11ax) 4x4 MU-MIMO Dual Band Module	Power: AC 120V/60Hz
Test Mode: Transmit by 802.11ax-HE20 at 5500MHz	



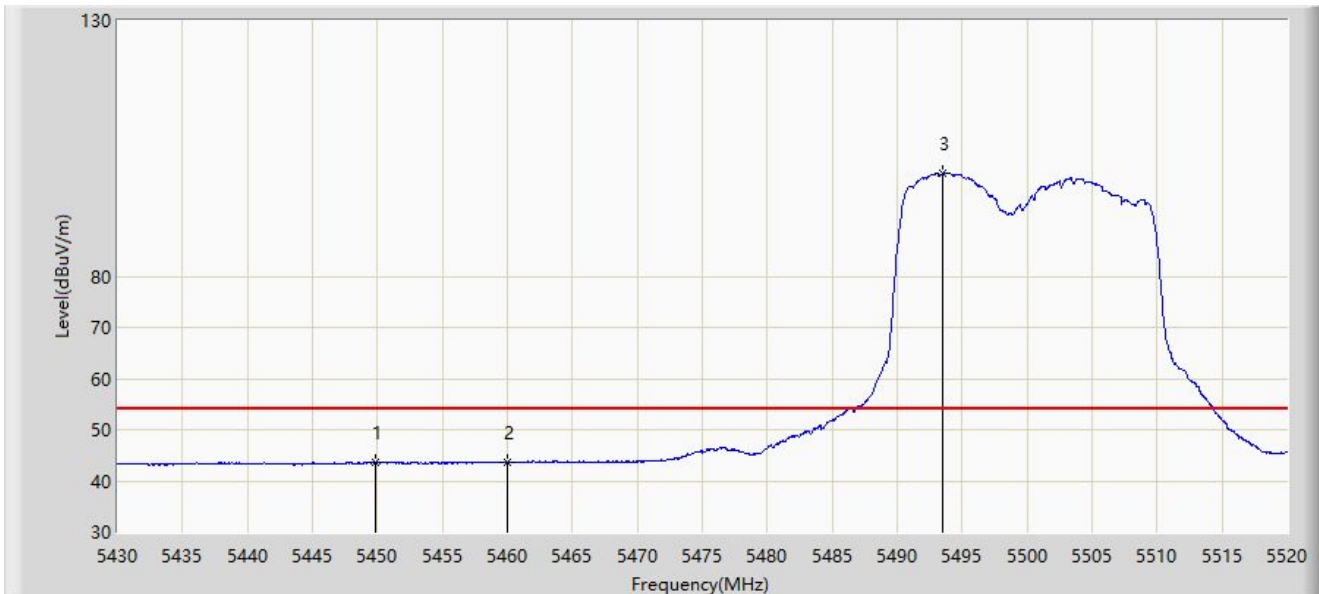
No	Mark	Frequency (MHz)	Measure Level (dBμV/m)	Reading Level (dBμV)	Margin (dB)	Limit (dBμV/m)	Factor (dB/m)	Type
1		5454.795	56.086	52.513	-17.914	74.000	3.573	PK
2		5460.000	54.999	51.369	-19.001	74.000	3.630	PK
3	*	5466.990	56.328	52.655	-11.872	68.200	3.673	PK
4		5470.000	55.559	51.868	-12.641	68.200	3.691	PK
5		5493.810	111.260	107.316	N/A	N/A	3.944	PK

Note 1: " * ", means this data is the worst emission level.

Note 2: Measure Level (dBμV/m) = Reading Level (dBμV) + Factor (dB/m).

Note 3: Factor (dB/m) = Cable Loss (dB) + Antenna Factor (dB/m) - Pre_Amplifier Gain (dB).

Site: WZ-AC1	Test Date: 2022-11-24
Limit: FCC_5G_RE(3m)	Engineer: Charles Zhang
Probe: BBHA9120D_1167_1-18GHz	Polarity: Vertical
EUT: WiFi 6 (802.11ax) 4x4 MU-MIMO Dual Band Module	Power: AC 120V/60Hz
Test Mode: Transmit by 802.11ax-HE20 at 5500MHz	



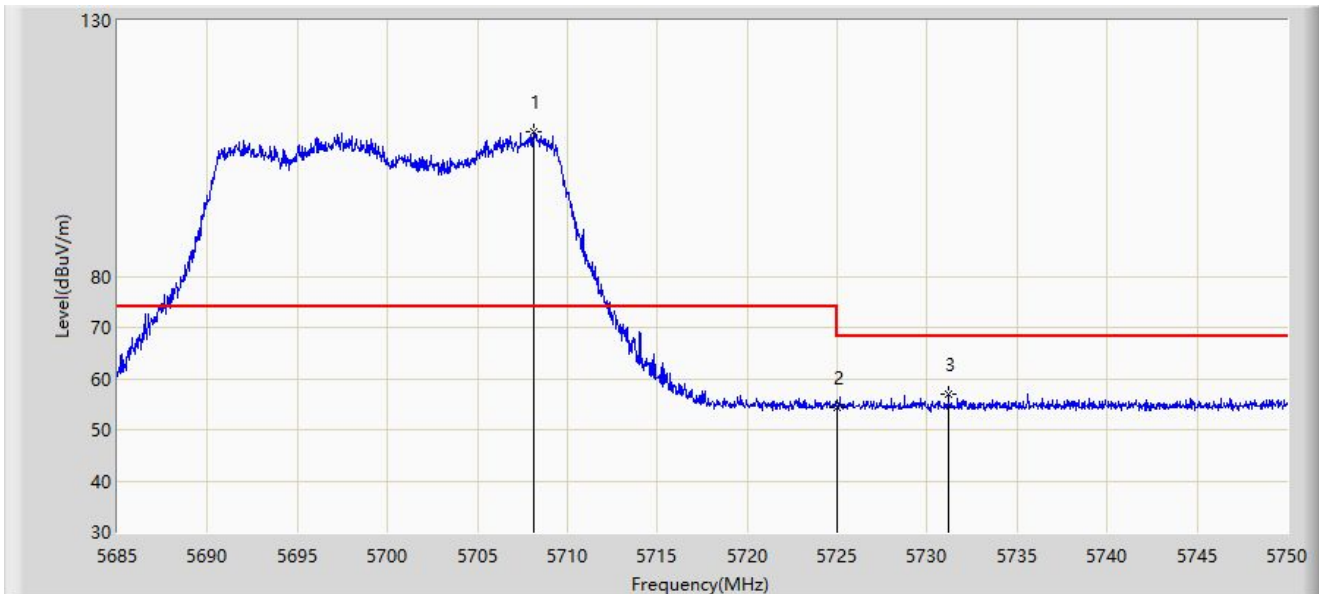
No	Mark	Frequency (MHz)	Measure Level (dB μ V/m)	Reading Level (dB μ V)	Margin (dB)	Limit (dB μ V/m)	Factor (dB/m)	Type
1	*	5449.800	43.734	40.181	-10.266	54.000	3.553	AV
2		5460.000	43.669	40.039	-10.331	54.000	3.630	AV
3		5493.495	100.082	96.135	N/A	N/A	3.947	AV

Note 1: " * ", means this data is the worst emission level.

Note 2: Measure Level (dB μ V/m) = Reading Level (dB μ V) + Factor (dB/m).

Note 3: Factor (dB/m) = Cable Loss (dB) + Antenna Factor (dB/m) - Pre_Amplifier Gain (dB).

Site: WZ-AC1	Test Date: 2022-11-24
Limit: FCC_5G_RE(3m)	Engineer: Charles Zhang
Probe: BBHA9120D_1167_1-18GHz	Polarity: Horizontal
EUT: WiFi 6 (802.11ax) 4x4 MU-MIMO Dual Band Module	Power: AC 120V/60Hz
Test Mode: Transmit by 802.11ax-HE20 at 5700MHz	



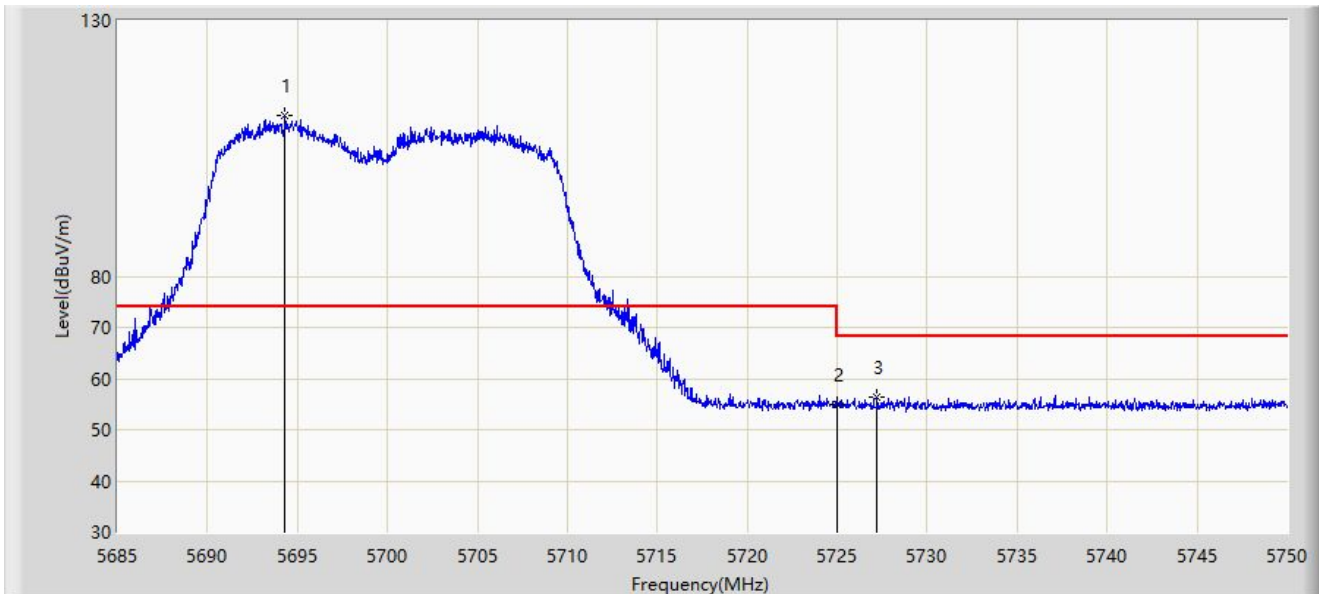
No	Mark	Frequency (MHz)	Measure Level (dB μ V/m)	Reading Level (dB μ V)	Margin (dB)	Limit (dB μ V/m)	Factor (dB/m)	Type
1		5708.172	108.245	104.345	N/A	N/A	3.901	PK
2		5725.000	54.435	50.492	-13.765	68.200	3.943	PK
3	*	5731.183	56.871	52.861	-11.329	68.200	4.010	PK

Note 1: " * ", means this data is the worst emission level.

Note 2: Measure Level (dB μ V/m) = Reading Level (dB μ V) + Factor (dB/m).

Note 3: Factor (dB/m) = Cable Loss (dB) + Antenna Factor (dB/m) - Pre_Amplifier Gain (dB).

Site: WZ-AC1	Test Date: 2022-11-24
Limit: FCC_5G_RE(3m)	Engineer: Charles Zhang
Probe: BBHA9120D_1167_1-18GHz	Polarity: Vertical
EUT: WiFi 6 (802.11ax) 4x4 MU-MIMO Dual Band Module	Power: AC 120V/60Hz
Test Mode: Transmit by 802.11ax-HE20 at 5700MHz	



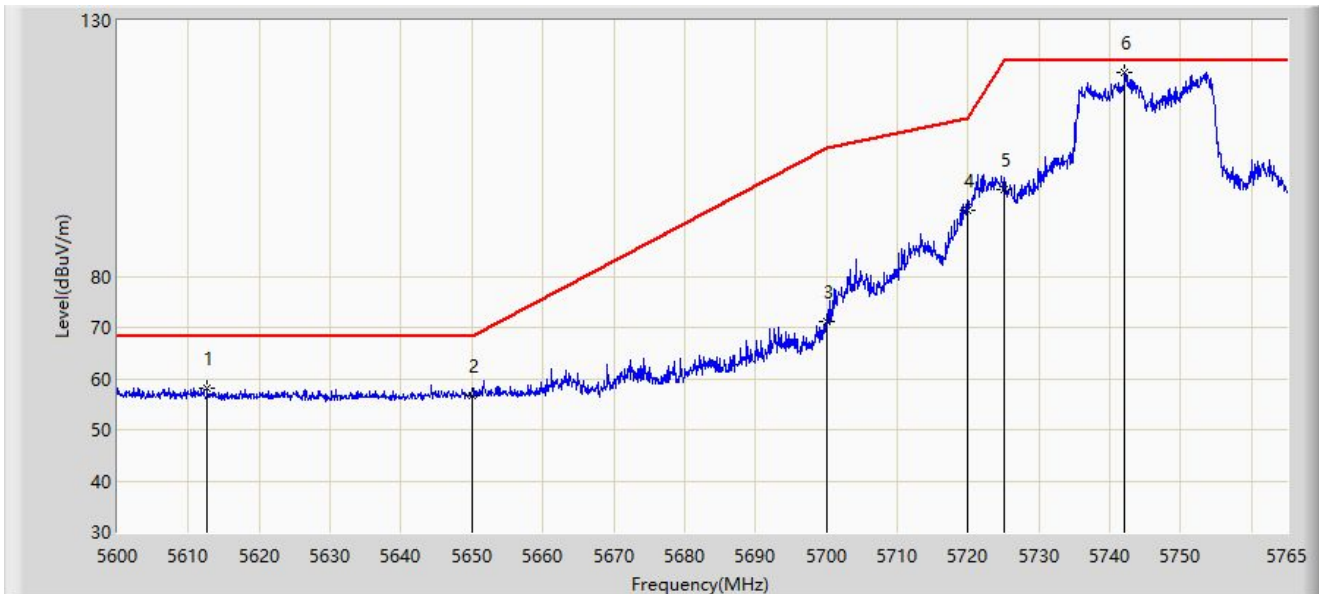
No	Mark	Frequency (MHz)	Measure Level (dBμV/m)	Reading Level (dBμV)	Margin (dB)	Limit (dBμV/m)	Factor (dB/m)	Type
1		5694.295	111.488	107.562	N/A	N/A	3.926	PK
2		5725.000	55.027	51.084	-13.173	68.200	3.943	PK
3	*	5727.217	56.350	52.390	-11.850	68.200	3.960	PK

Note 1: " * ", means this data is the worst emission level.

Note 2: Measure Level (dBμV/m) = Reading Level (dBμV) + Factor (dB/m).

Note 3: Factor (dB/m) = Cable Loss (dB) + Antenna Factor (dB/m) - Pre_Amplifier Gain (dB).

Site: WZ-AC1	Test Date: 2022-11-22
Limit: FCC_5.8G_RE(3m)	Engineer: Charles Zhang
Probe: BBHA9120D_1167_1-18GHz	Polarity: Horizontal
EUT: WiFi 6 (802.11ax) 4x4 MU-MIMO Dual Band Module	Power: AC 120V/60Hz
Test Mode: Transmit by 802.11ax-HE20 at 5745MHz	



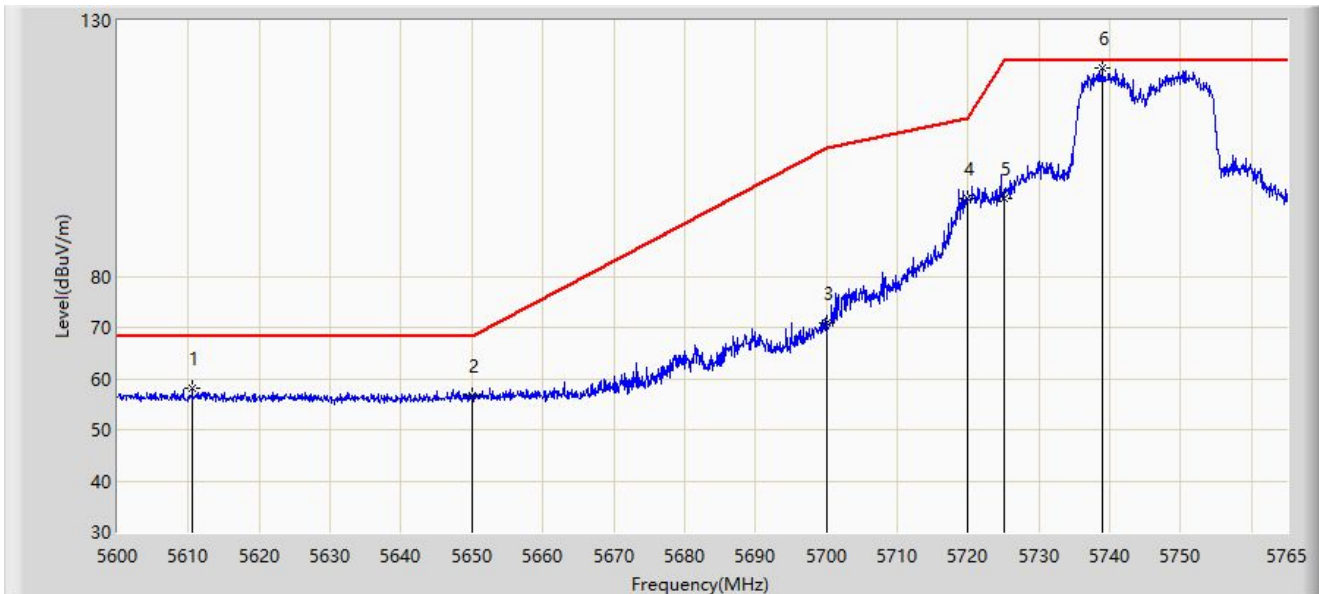
No	Mark	Frequency (MHz)	Measure Level (dBμV/m)	Reading Level (dBμV)	Margin (dB)	Limit (dBμV/m)	Factor (dB/m)	Type
1	*	5612.705	58.239	54.461	-9.961	68.200	3.777	PK
2		5650.000	56.781	52.867	-11.419	68.200	3.914	PK
3		5700.000	71.206	67.291	-33.994	105.200	3.916	PK
4		5720.000	92.878	88.949	-17.922	110.800	3.929	PK
5		5725.000	96.875	92.932	-25.325	122.200	3.943	PK
6		5742.065	119.769	115.621	N/A	N/A	4.148	PK

Note 1: " * ", means this data is the worst emission level.

Note 2: Measure Level (dBμV/m) = Reading Level (dBμV) + Factor (dB/m).

Note 3: Factor (dB/m) = Cable Loss (dB) + Antenna Factor (dB/m) - Pre_Amplifier Gain (dB).

Site: WZ-AC1	Test Date: 2022-11-22
Limit: FCC_5.8G_RE(3m)	Engineer: Charles Zhang
Probe: BBHA9120D_1167_1-18GHz	Polarity: Vertical
EUT: WiFi 6 (802.11ax) 4x4 MU-MIMO Dual Band Module	Power: AC 120V/60Hz
Test Mode: Transmit by 802.11ax-HE20 at 5745MHz	



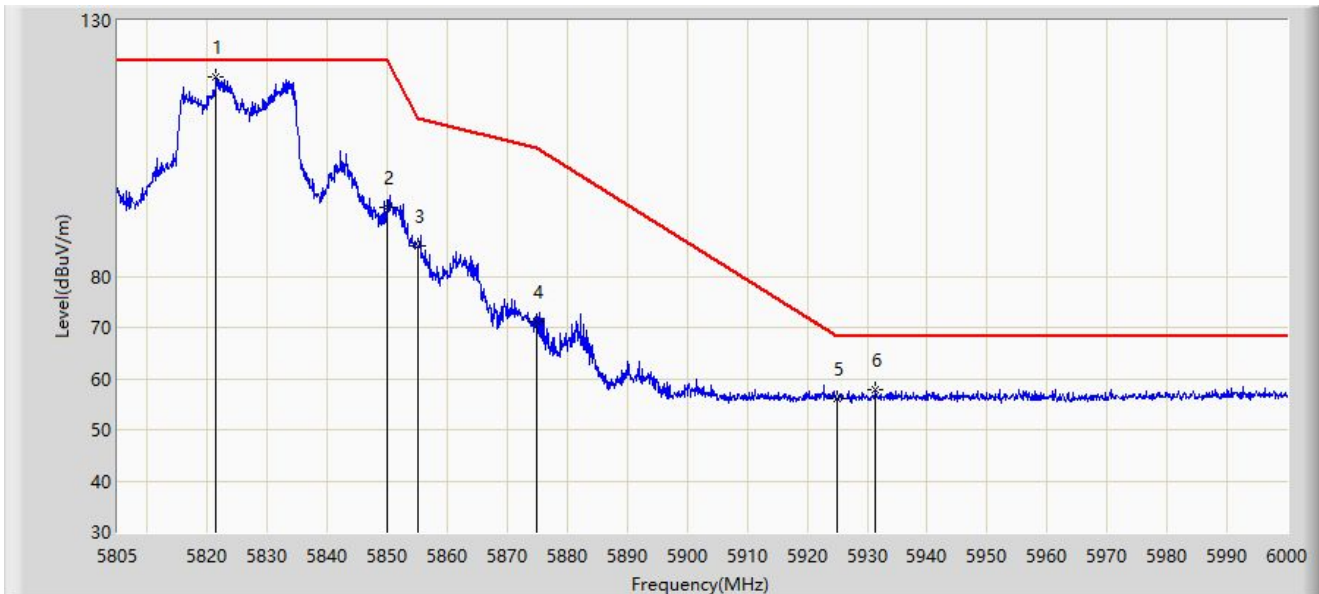
No	Mark	Frequency (MHz)	Measure Level (dBuV/m)	Reading Level (dBuV)	Margin (dB)	Limit (dBuV/m)	Factor (dB/m)	Type
1	*	5610.560	58.083	54.292	-10.117	68.200	3.791	PK
2		5650.000	56.677	52.763	-11.523	68.200	3.914	PK
3		5700.000	70.866	66.951	-34.334	105.200	3.916	PK
4		5720.000	95.134	91.205	-15.666	110.800	3.929	PK
5		5725.000	95.279	91.336	-26.921	122.200	3.943	PK
6		5738.848	120.681	116.573	N/A	N/A	4.108	PK

Note 1: " * ", means this data is the worst emission level.

Note 2: Measure Level (dBuV/m) = Reading Level (dBuV) + Factor (dB/m).

Note 3: Factor (dB/m) = Cable Loss (dB) + Antenna Factor (dB/m) - Pre_Amplifier Gain (dB).

Site: WZ-AC1	Test Date: 2022-11-22
Limit: FCC_5.8G_RE(3m)	Engineer: Charles Zhang
Probe: BBHA9120D_1167_1-18GHz	Polarity: Horizontal
EUT: WiFi 6 (802.11ax) 4x4 MU-MIMO Dual Band Module	Power: AC 120V/60Hz
Test Mode: Transmit by 802.11ax-HE20 at 5825MHz	



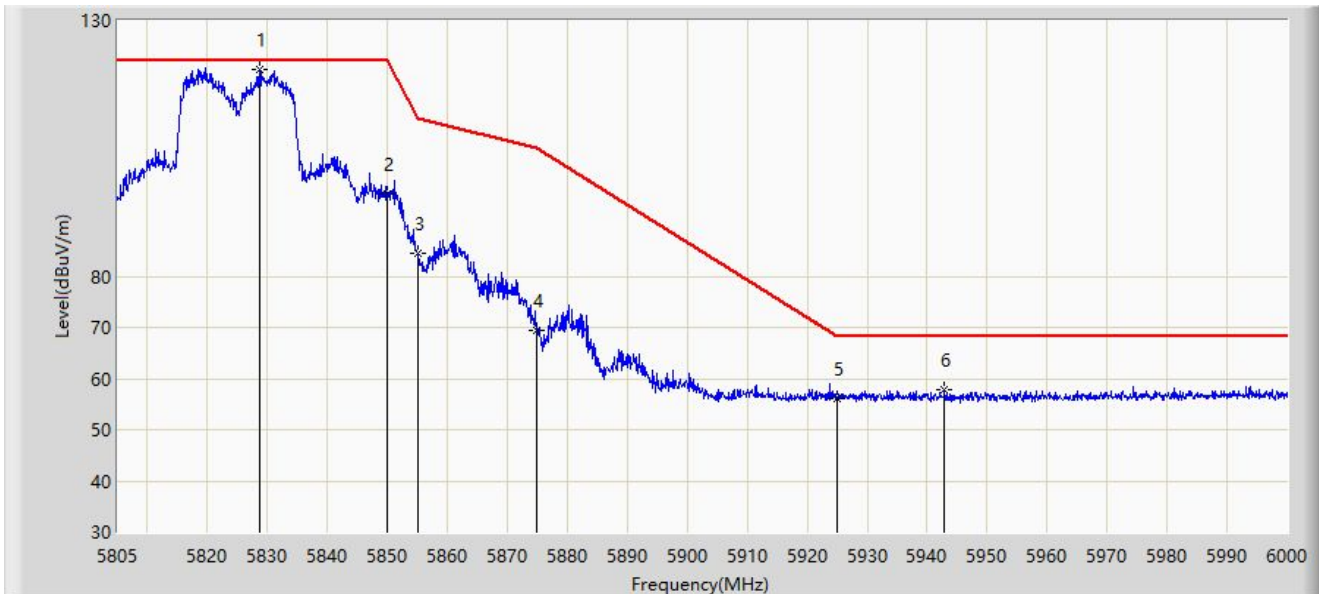
No	Mark	Frequency (MHz)	Measure Level (dBμV/m)	Reading Level (dBμV)	Margin (dB)	Limit (dBμV/m)	Factor (dB/m)	Type
1		5821.380	118.896	114.512	N/A	N/A	4.384	PK
2		5850.000	93.417	88.973	-28.783	122.200	4.444	PK
3		5855.000	86.043	81.643	-24.757	110.800	4.400	PK
4		5875.000	71.265	66.954	-33.935	105.200	4.312	PK
5		5925.000	56.151	51.520	-12.049	68.200	4.630	PK
6	*	5931.360	57.782	53.158	-10.418	68.200	4.623	PK

Note 1: " * ", means this data is the worst emission level.

Note 2: Measure Level (dBμV/m) = Reading Level (dBμV) + Factor (dB/m).

Note 3: Factor (dB/m) = Cable Loss (dB) + Antenna Factor (dB/m) - Pre_Amplifier Gain (dB).

Site: WZ-AC1	Test Date: 2022-11-22
Limit: FCC_5.8G_RE(3m)	Engineer: Charles Zhang
Probe: BBHA9120D_1167_1-18GHz	Polarity: Vertical
EUT: WiFi 6 (802.11ax) 4x4 MU-MIMO Dual Band Module	Power: AC 120V/60Hz
Test Mode: Transmit by 802.11ax-HE20 at 5825MHz	



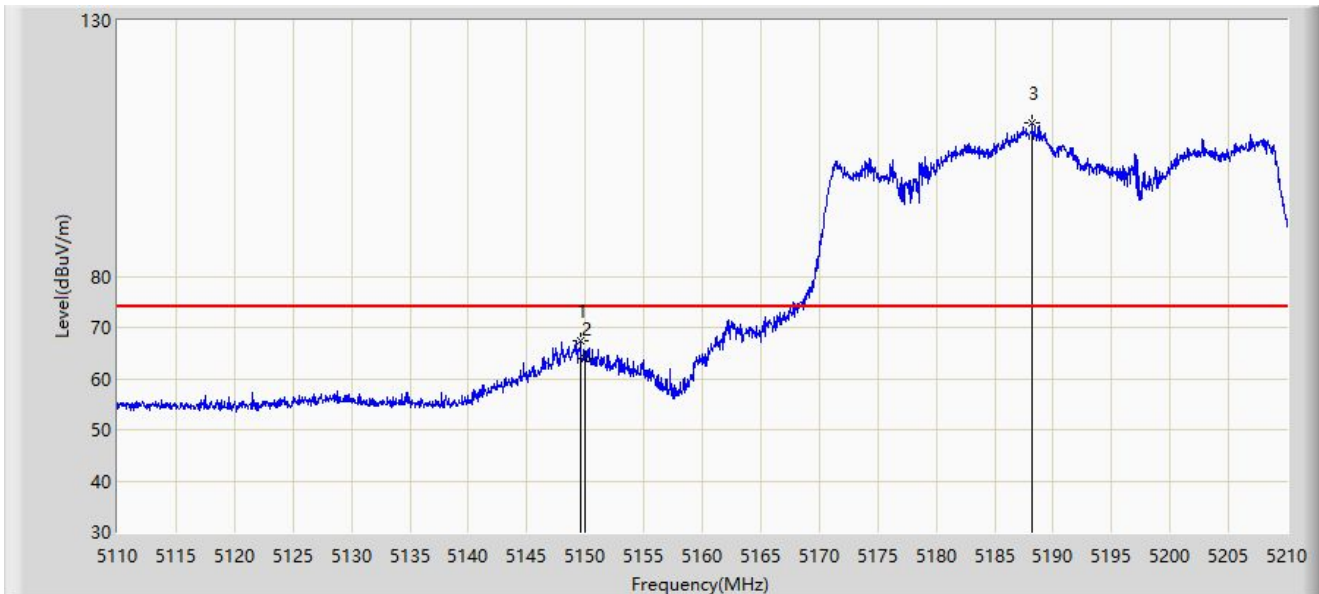
No	Mark	Frequency (MHz)	Measure Level (dBμV/m)	Reading Level (dBμV)	Margin (dB)	Limit (dBμV/m)	Factor (dB/m)	Type
1		5828.595	120.565	116.138	N/A	N/A	4.427	PK
2		5850.000	96.066	91.622	-26.134	122.200	4.444	PK
3		5855.000	84.564	80.164	-26.236	110.800	4.400	PK
4		5875.000	69.477	65.166	-35.723	105.200	4.312	PK
5		5925.000	56.057	51.426	-12.143	68.200	4.630	PK
6	*	5942.865	57.810	53.287	-10.390	68.200	4.524	PK

Note 1: " * ", means this data is the worst emission level.

Note 2: Measure Level (dBμV/m) = Reading Level (dBμV) + Factor (dB/m).

Note 3: Factor (dB/m) = Cable Loss (dB) + Antenna Factor (dB/m) - Pre_Amplifier Gain (dB).

Site: WZ-AC1	Test Date: 2022-11-24
Limit: FCC_5G_RE(3m)	Engineer: Charles Zhang
Probe: BBHA9120D_1167_1-18GHz	Polarity: Horizontal
EUT: WiFi 6 (802.11ax) 4x4 MU-MIMO Dual Band Module	Power: AC 120V/60Hz
Test Mode: Transmit by 802.11ax-HE40 at 5190MHz	



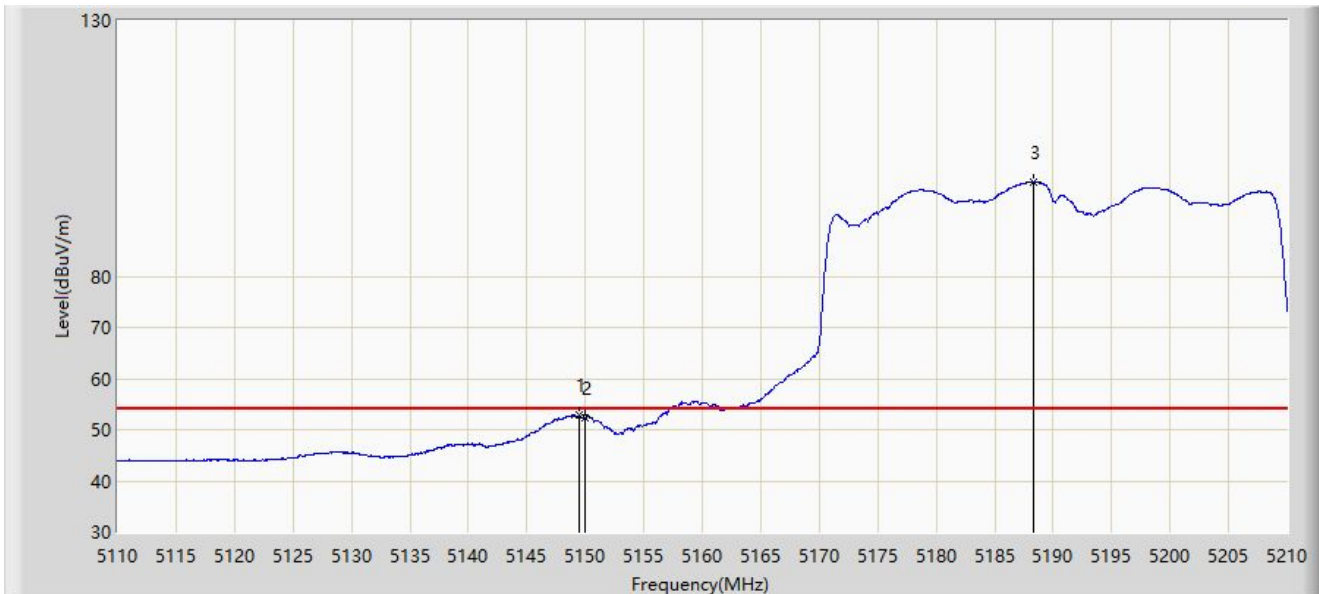
No	Mark	Frequency (MHz)	Measure Level (dBμV/m)	Reading Level (dBμV)	Margin (dB)	Limit (dBμV/m)	Factor (dB/m)	Type
1	*	5149.600	67.485	63.843	-6.515	74.000	3.643	PK
2		5150.000	63.823	60.182	-10.177	74.000	3.641	PK
3		5188.200	109.888	106.537	N/A	N/A	3.351	PK

Note 1: " * ", means this data is the worst emission level.

Note 2: Measure Level (dBμV/m) = Reading Level (dBμV) + Factor (dB/m).

Note 3: Factor (dB/m) = Cable Loss (dB) + Antenna Factor (dB/m) - Pre_Amplifier Gain (dB).

Site: WZ-AC1	Test Date: 2022-11-24
Limit: FCC_5G_RE(3m)	Engineer: Charles Zhang
Probe: BBHA9120D_1167_1-18GHz	Polarity: Horizontal
EUT: WiFi 6 (802.11ax) 4x4 MU-MIMO Dual Band Module	Power: AC 120V/60Hz
Test Mode: Transmit by 802.11ax-HE40 at 5190MHz	



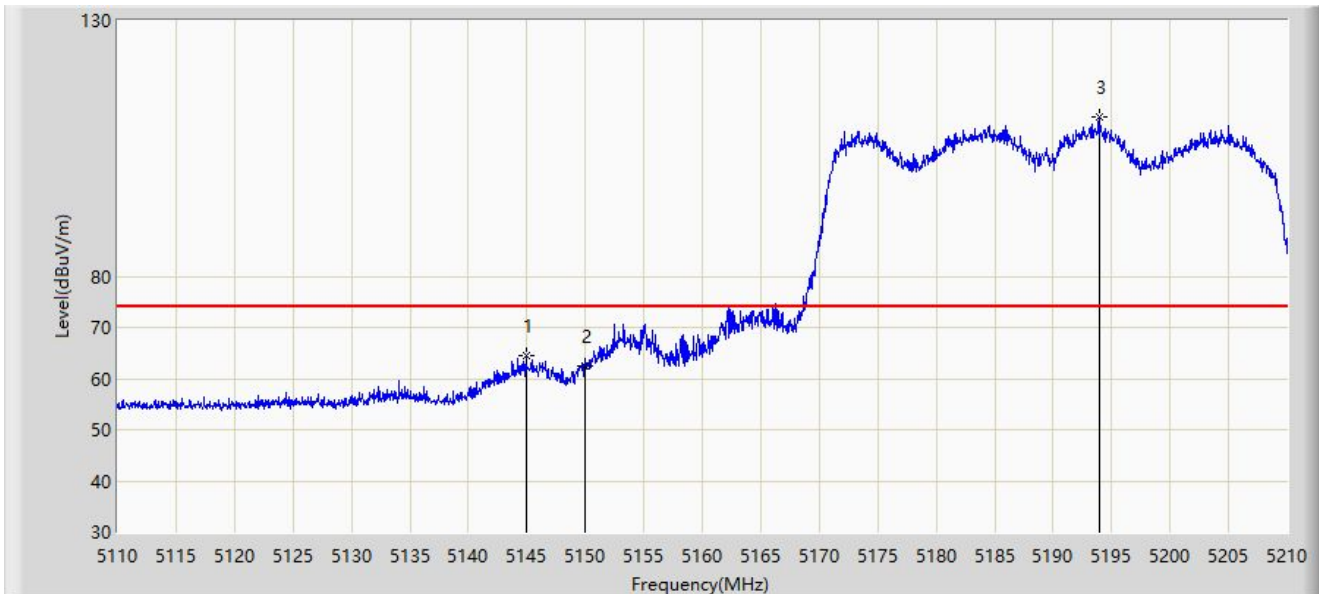
No	Mark	Frequency (MHz)	Measure Level (dB μ V/m)	Reading Level (dB μ V)	Margin (dB)	Limit (dB μ V/m)	Factor (dB/m)	Type
1	*	5149.500	52.852	49.209	-1.148	54.000	3.642	AV
2		5150.000	52.325	48.684	-1.675	54.000	3.641	AV
3		5188.300	98.418	95.068	N/A	N/A	3.350	AV

Note 1: " * ", means this data is the worst emission level.

Note 2: Measure Level (dB μ V/m) = Reading Level (dB μ V) + Factor (dB/m).

Note 3: Factor (dB/m) = Cable Loss (dB) + Antenna Factor (dB/m) - Pre_Amplifier Gain (dB).

Site: WZ-AC1	Test Date: 2022-11-24
Limit: FCC_5G_RE(3m)	Engineer: Charles Zhang
Probe: BBHA9120D_1167_1-18GHz	Polarity: Vertical
EUT: WiFi 6 (802.11ax) 4x4 MU-MIMO Dual Band Module	Power: AC 120V/60Hz
Test Mode: Transmit by 802.11ax-HE40 at 5190MHz	



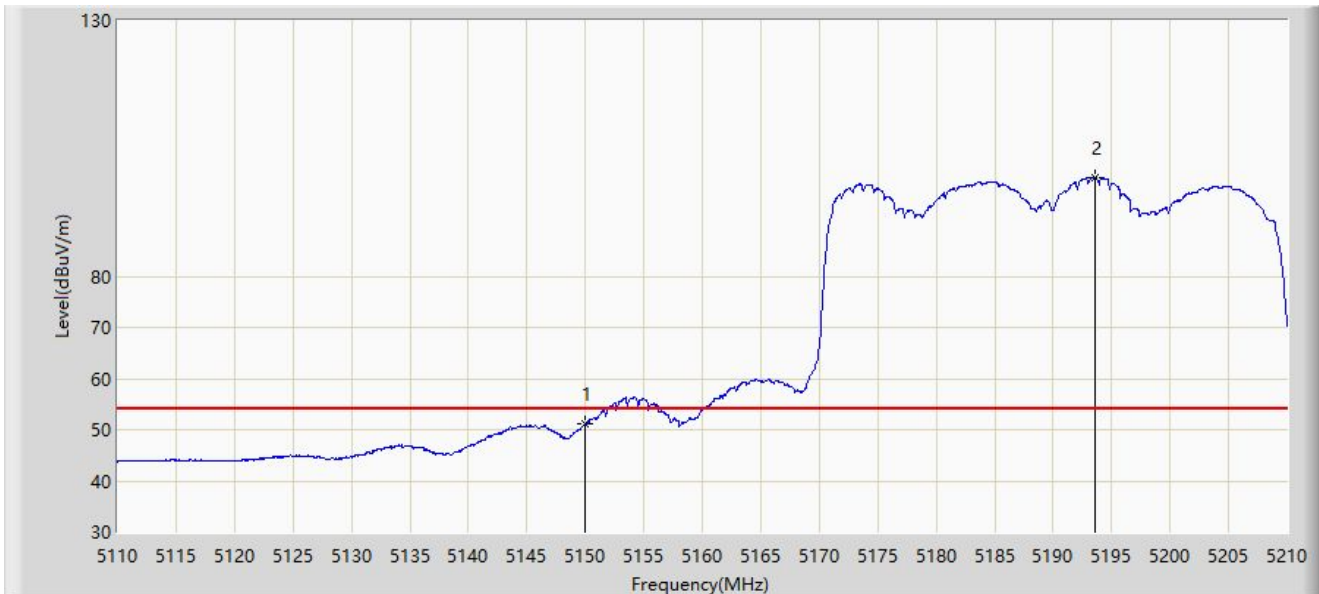
No	Mark	Frequency (MHz)	Measure Level (dBμV/m)	Reading Level (dBμV)	Margin (dB)	Limit (dBμV/m)	Factor (dB/m)	Type
1	*	5144.900	64.419	60.779	-9.581	74.000	3.641	PK
2		5150.000	62.554	58.913	-11.446	74.000	3.641	PK
3		5193.900	111.017	107.700	N/A	N/A	3.317	PK

Note 1: " * ", means this data is the worst emission level.

Note 2: Measure Level (dBμV/m) = Reading Level (dBμV) + Factor (dB/m).

Note 3: Factor (dB/m) = Cable Loss (dB) + Antenna Factor (dB/m) - Pre_Amplifier Gain (dB).

Site: WZ-AC1	Test Date: 2022-11-24
Limit: FCC_5G_RE(3m)	Engineer: Charles Zhang
Probe: BBHA9120D_1167_1-18GHz	Polarity: Vertical
EUT: WiFi 6 (802.11ax) 4x4 MU-MIMO Dual Band Module	Power: AC 120V/60Hz
Test Mode: Transmit by 802.11ax-HE40 at 5190MHz	



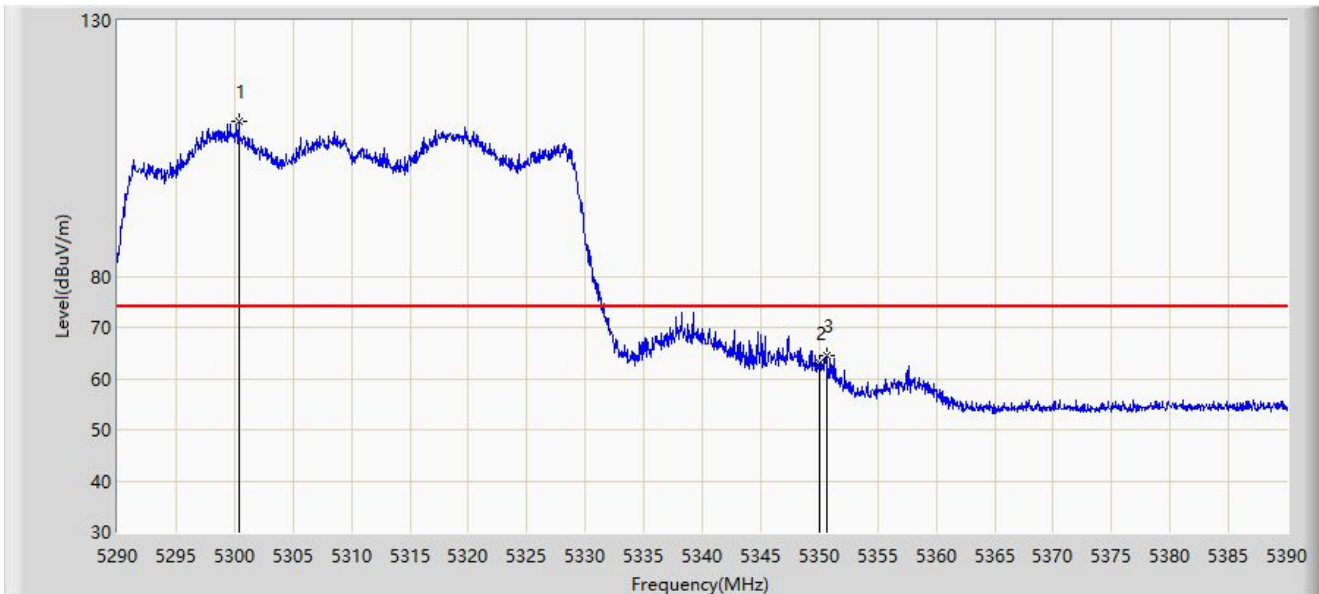
No	Mark	Frequency (MHz)	Measure Level (dBμV/m)	Reading Level (dBμV)	Margin (dB)	Limit (dBμV/m)	Factor (dB/m)	Type
1	*	5150.000	51.076	47.435	-2.924	54.000	3.641	AV
2		5193.600	99.414	96.096	N/A	N/A	3.318	AV

Note 1: " * ", means this data is the worst emission level.

Note 2: Measure Level (dBμV/m) = Reading Level (dBμV) + Factor (dB/m).

Note 3: Factor (dB/m) = Cable Loss (dB) + Antenna Factor (dB/m) - Pre_Amplifier Gain (dB).

Site: WZ-AC1	Test Date: 2022-11-24
Limit: FCC_5G_RE(3m)	Engineer: Charles Zhang
Probe: BBHA9120D_1167_1-18GHz	Polarity: Horizontal
EUT: WiFi 6 (802.11ax) 4x4 MU-MIMO Dual Band Module	Power: AC 120V/60Hz
Test Mode: Transmit by 802.11ax-HE40 at 5310MHz	



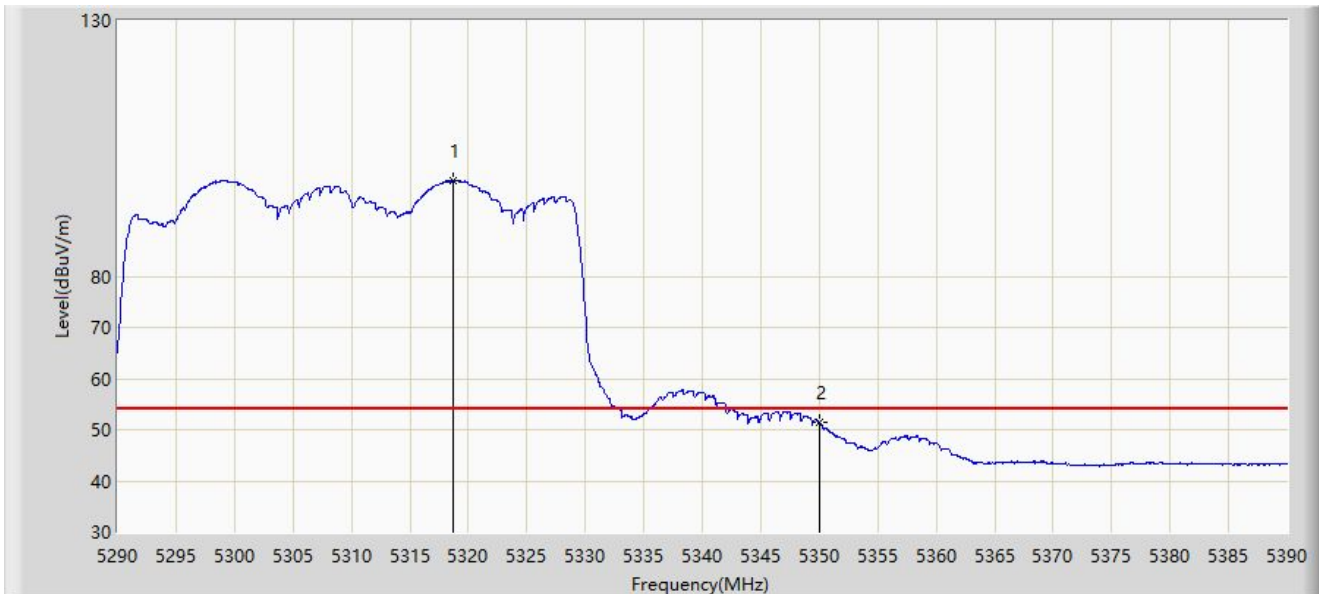
No	Mark	Frequency (MHz)	Measure Level (dBμV/m)	Reading Level (dBμV)	Margin (dB)	Limit (dBμV/m)	Factor (dB/m)	Type
1		5300.400	110.387	107.094	N/A	N/A	3.293	PK
2		5350.000	63.090	59.745	-10.910	74.000	3.344	PK
3	*	5350.600	64.525	61.190	-9.475	74.000	3.334	PK

Note 1: " * ", means this data is the worst emission level.

Note 2: Measure Level (dBμV/m) = Reading Level (dBμV) + Factor (dB/m).

Note 3: Factor (dB/m) = Cable Loss (dB) + Antenna Factor (dB/m) - Pre_Amplifier Gain (dB).

Site: WZ-AC1	Test Date: 2022-11-24
Limit: FCC_5G_RE(3m)	Engineer: Charles Zhang
Probe: BBHA9120D_1167_1-18GHz	Polarity: Horizontal
EUT: WiFi 6 (802.11ax) 4x4 MU-MIMO Dual Band Module	Power: AC 120V/60Hz
Test Mode: Transmit by 802.11ax-HE40 at 5310MHz	



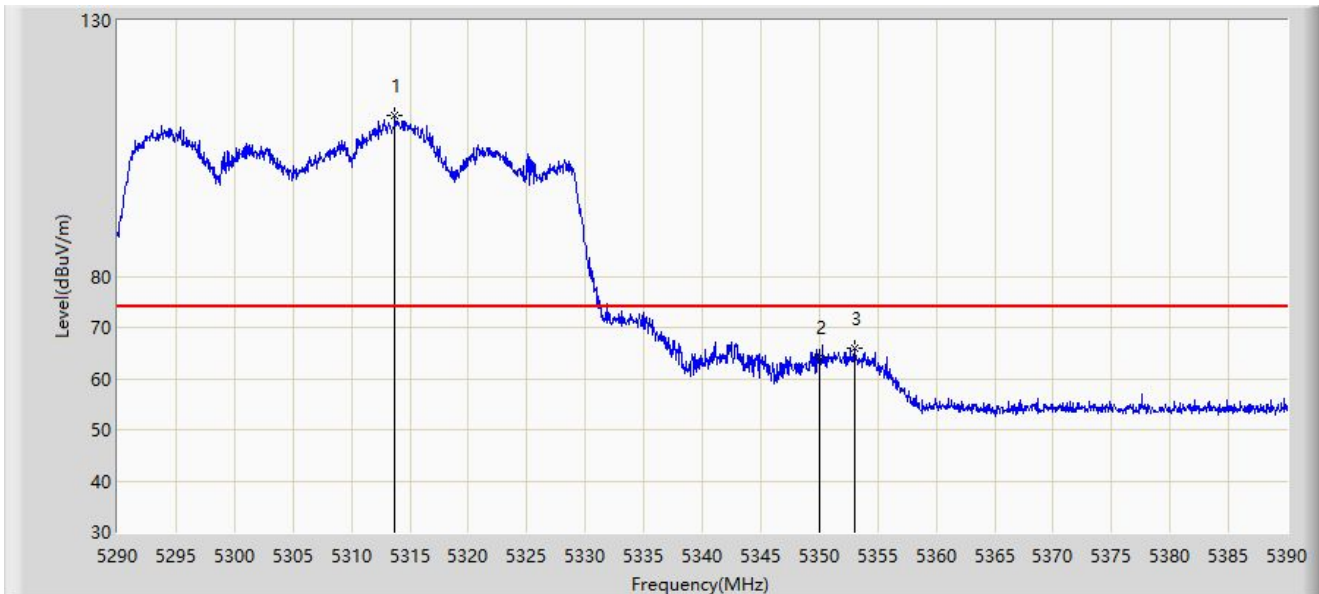
No	Mark	Frequency (MHz)	Measure Level (dBμV/m)	Reading Level (dBμV)	Margin (dB)	Limit (dBμV/m)	Factor (dB/m)	Type
1		5318.700	98.689	95.289	N/A	N/A	3.400	AV
2	*	5350.000	51.405	48.060	-2.595	54.000	3.344	AV

Note 1: " * ", means this data is the worst emission level.

Note 2: Measure Level (dBμV/m) = Reading Level (dBμV) + Factor (dB/m).

Note 3: Factor (dB/m) = Cable Loss (dB) + Antenna Factor (dB/m) - Pre_Amplifier Gain (dB).

Site: WZ-AC1	Test Date: 2022-11-24
Limit: FCC_5G_RE(3m)	Engineer: Charles Zhang
Probe: BBHA9120D_1167_1-18GHz	Polarity: Vertical
EUT: WiFi 6 (802.11ax) 4x4 MU-MIMO Dual Band Module	Power: AC 120V/60Hz
Test Mode: Transmit by 802.11ax-HE40 at 5310MHz	



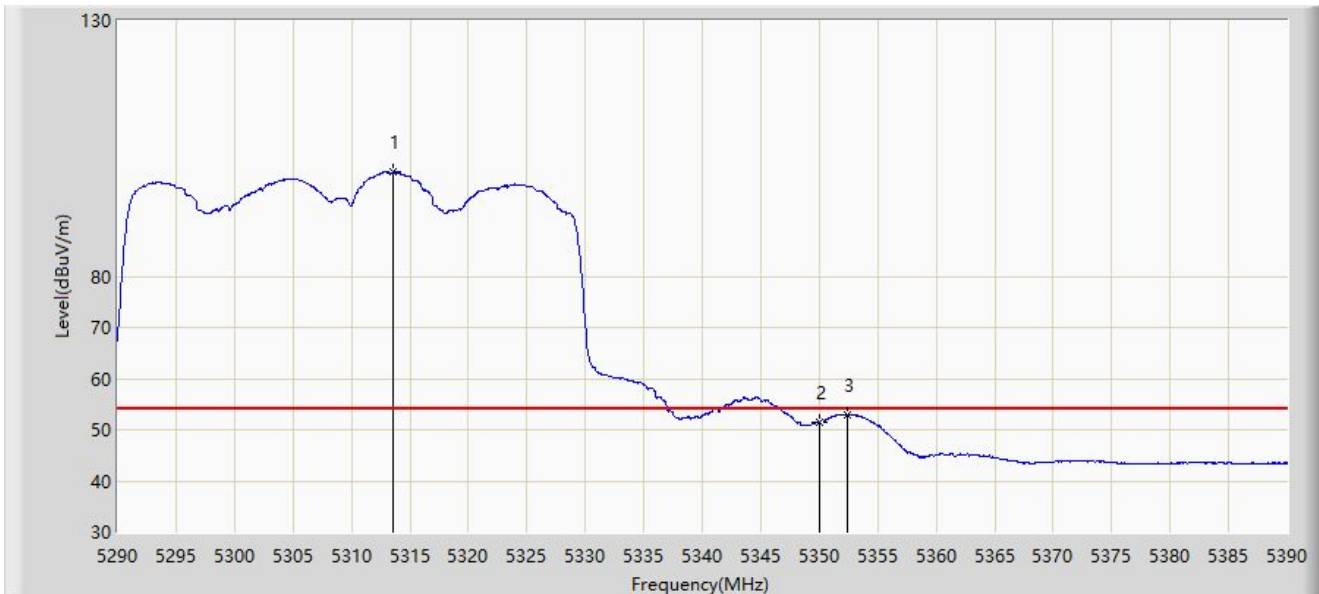
No	Mark	Frequency (MHz)	Measure Level (dB μ V/m)	Reading Level (dB μ V)	Margin (dB)	Limit (dB μ V/m)	Factor (dB/m)	Type
1		5313.700	111.352	108.007	N/A	N/A	3.345	PK
2		5350.000	64.284	60.939	-9.716	74.000	3.344	PK
3	*	5353.000	65.991	62.683	-8.009	74.000	3.308	PK

Note 1: " * ", means this data is the worst emission level.

Note 2: Measure Level (dB μ V/m) = Reading Level (dB μ V) + Factor (dB/m).

Note 3: Factor (dB/m) = Cable Loss (dB) + Antenna Factor (dB/m) - Pre_Amplifier Gain (dB).

Site: WZ-AC1	Test Date: 2022-11-24
Limit: FCC_5G_RE(3m)	Engineer: Charles Zhang
Probe: BBHA9120D_1167_1-18GHz	Polarity: Vertical
EUT: WiFi 6 (802.11ax) 4x4 MU-MIMO Dual Band Module	Power: AC 120V/60Hz
Test Mode: Transmit by 802.11ax-HE40 at 5310MHz	



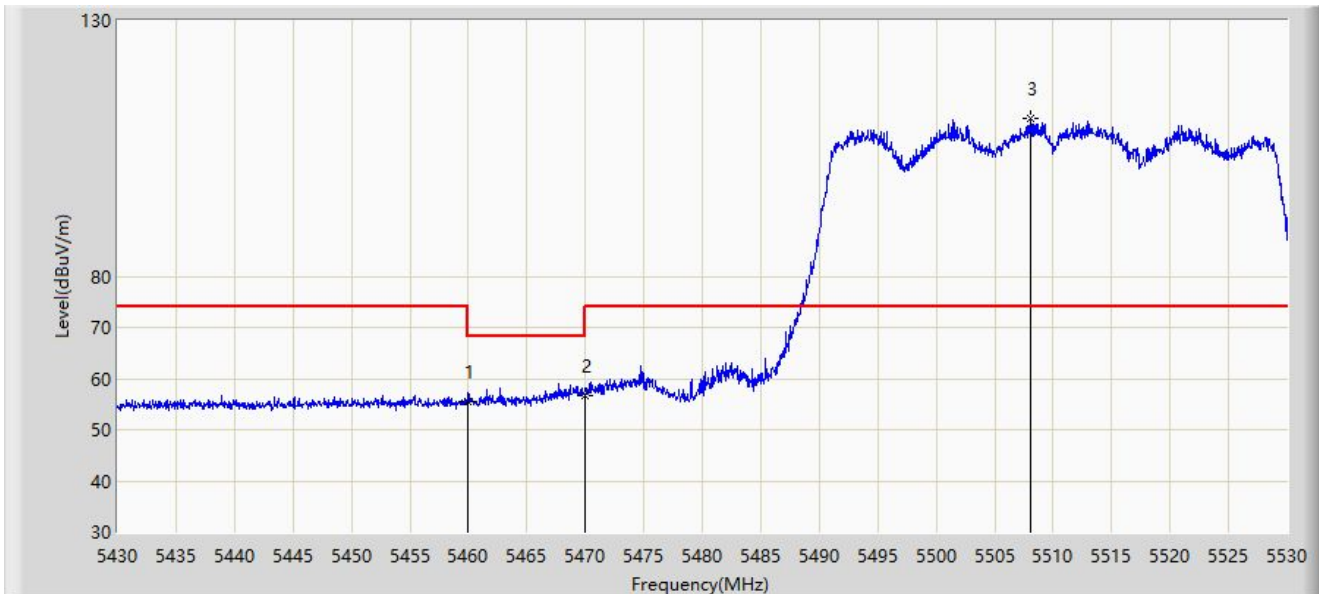
No	Mark	Frequency (MHz)	Measure Level (dB μ V/m)	Reading Level (dB μ V)	Margin (dB)	Limit (dB μ V/m)	Factor (dB/m)	Type
1		5313.600	100.385	97.041	N/A	N/A	3.344	AV
2		5350.000	51.574	48.229	-2.426	54.000	3.344	AV
3	*	5352.450	53.023	49.713	-0.977	54.000	3.310	AV

Note 1: " * ", means this data is the worst emission level.

Note 2: Measure Level (dB μ V/m) = Reading Level (dB μ V) + Factor (dB/m).

Note 3: Factor (dB/m) = Cable Loss (dB) + Antenna Factor (dB/m) - Pre_Amplifier Gain (dB).

Site: WZ-AC1	Test Date: 2022-11-24
Limit: FCC_5G_RE(3m)	Engineer: Charles Zhang
Probe: BBHA9120D_1167_1-18GHz	Polarity: Horizontal
EUT: WiFi 6 (802.11ax) 4x4 MU-MIMO Dual Band Module	Power: AC 120V/60Hz
Test Mode: Transmit by 802.11ax-HE40 at 5510MHz	



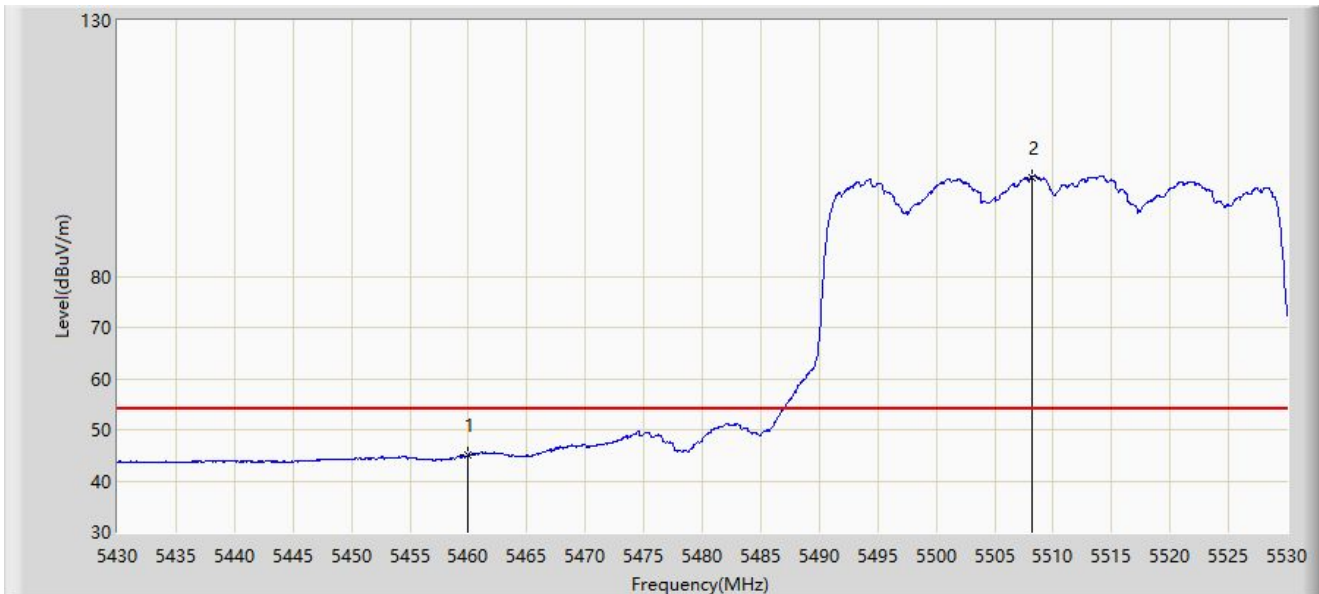
No	Mark	Frequency (MHz)	Measure Level (dB μ V/m)	Reading Level (dB μ V)	Margin (dB)	Limit (dB μ V/m)	Factor (dB/m)	Type
1		5460.000	55.626	51.996	-18.374	74.000	3.630	PK
2	*	5470.000	56.781	53.090	-11.419	68.200	3.691	PK
3		5508.100	110.783	106.973	N/A	N/A	3.810	PK

Note 1: " * ", means this data is the worst emission level.

Note 2: Measure Level (dB μ V/m) = Reading Level (dB μ V) + Factor (dB/m).

Note 3: Factor (dB/m) = Cable Loss (dB) + Antenna Factor (dB/m) - Pre_Amplifier Gain (dB).

Site: WZ-AC1	Test Date: 2022-11-24
Limit: FCC_5G_RE(3m)	Engineer: Charles Zhang
Probe: BBHA9120D_1167_1-18GHz	Polarity: Horizontal
EUT: WiFi 6 (802.11ax) 4x4 MU-MIMO Dual Band Module	Power: AC 120V/60Hz
Test Mode: Transmit by 802.11ax-HE40 at 5510MHz	



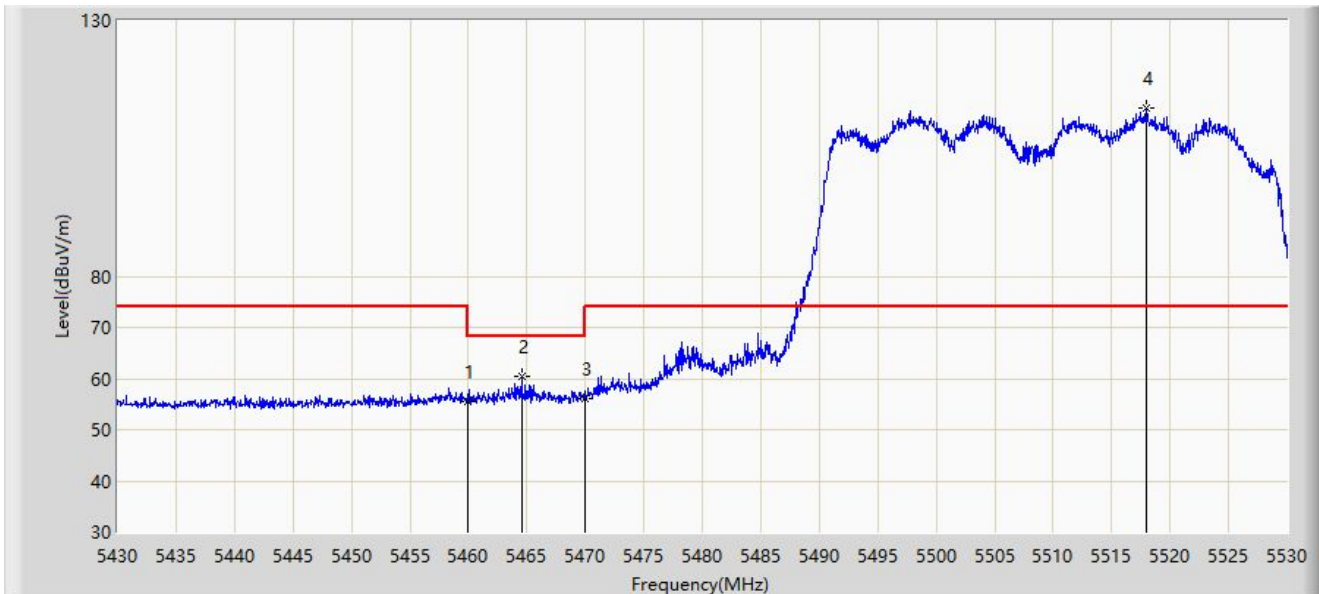
No	Mark	Frequency (MHz)	Measure Level (dBμV/m)	Reading Level (dBμV)	Margin (dB)	Limit (dBμV/m)	Factor (dB/m)	Type
1	*	5460.000	45.037	41.407	-8.963	54.000	3.630	AV
2		5508.150	99.418	95.608	N/A	N/A	3.810	AV

Note 1: " * ", means this data is the worst emission level.

Note 2: Measure Level (dBμV/m) = Reading Level (dBμV) + Factor (dB/m).

Note 3: Factor (dB/m) = Cable Loss (dB) + Antenna Factor (dB/m) - Pre_Amplifier Gain (dB).

Site: WZ-AC1	Test Date: 2022-11-24
Limit: FCC_5G_RE(3m)	Engineer: Charles Zhang
Probe: BBHA9120D_1167_1-18GHz	Polarity: Vertical
EUT: WiFi 6 (802.11ax) 4x4 MU-MIMO Dual Band Module	Power: AC 120V/60Hz
Test Mode: Transmit by 802.11ax-HE40 at 5510MHz	



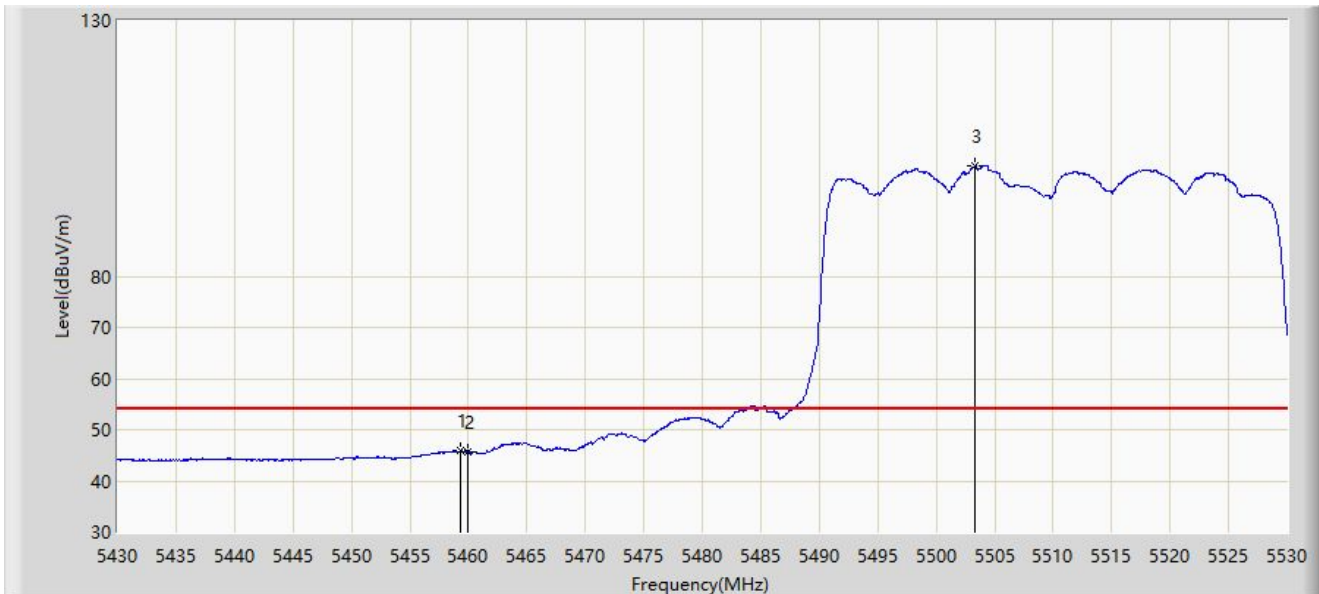
No	Mark	Frequency (MHz)	Measure Level (dBuV/m)	Reading Level (dBuV)	Margin (dB)	Limit (dBuV/m)	Factor (dB/m)	Type
1		5460.000	55.364	51.734	-18.636	74.000	3.630	PK
2	*	5464.550	60.367	56.709	-7.833	68.200	3.658	PK
3		5470.000	56.044	52.353	-12.156	68.200	3.691	PK
4		5518.000	112.759	109.054	N/A	N/A	3.705	PK

Note 1: " * ", means this data is the worst emission level.

Note 2: Measure Level (dBuV/m) = Reading Level (dBuV) + Factor (dB/m).

Note 3: Factor (dB/m) = Cable Loss (dB) + Antenna Factor (dB/m) - Pre_Amplifier Gain (dB).

Site: WZ-AC1	Test Date: 2022-11-24
Limit: FCC_5G_RE(3m)	Engineer: Charles Zhang
Probe: BBHA9120D_1167_1-18GHz	Polarity: Vertical
EUT: WiFi 6 (802.11ax) 4x4 MU-MIMO Dual Band Module	Power: AC 120V/60Hz
Test Mode: Transmit by 802.11ax-HE40 at 5510MHz	



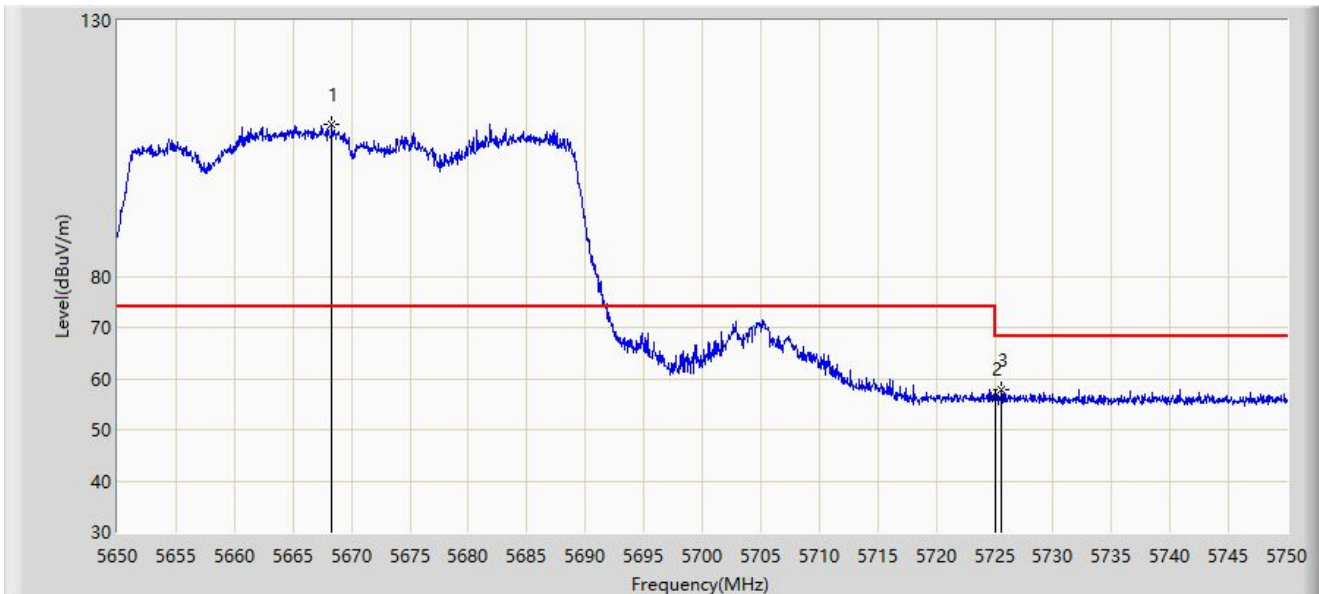
No	Mark	Frequency (MHz)	Measure Level (dB μ V/m)	Reading Level (dB μ V)	Margin (dB)	Limit (dB μ V/m)	Factor (dB/m)	Type
1	*	5459.350	45.808	42.182	-8.192	54.000	3.627	AV
2		5460.000	45.725	42.095	-8.275	54.000	3.630	AV
3		5503.350	101.587	97.732	N/A	N/A	3.855	AV

Note 1: " * ", means this data is the worst emission level.

Note 2: Measure Level (dB μ V/m) = Reading Level (dB μ V) + Factor (dB/m).

Note 3: Factor (dB/m) = Cable Loss (dB) + Antenna Factor (dB/m) - Pre_Amplifier Gain (dB).

Site: WZ-AC1	Test Date: 2022-11-24
Limit: FCC_5G_RE(3m)	Engineer: Charles Zhang
Probe: BBHA9120D_1167_1-18GHz	Polarity: Horizontal
EUT: WiFi 6 (802.11ax) 4x4 MU-MIMO Dual Band Module	Power: AC 120V/60Hz
Test Mode: Transmit by 802.11ax-HE40 at 5670MHz	



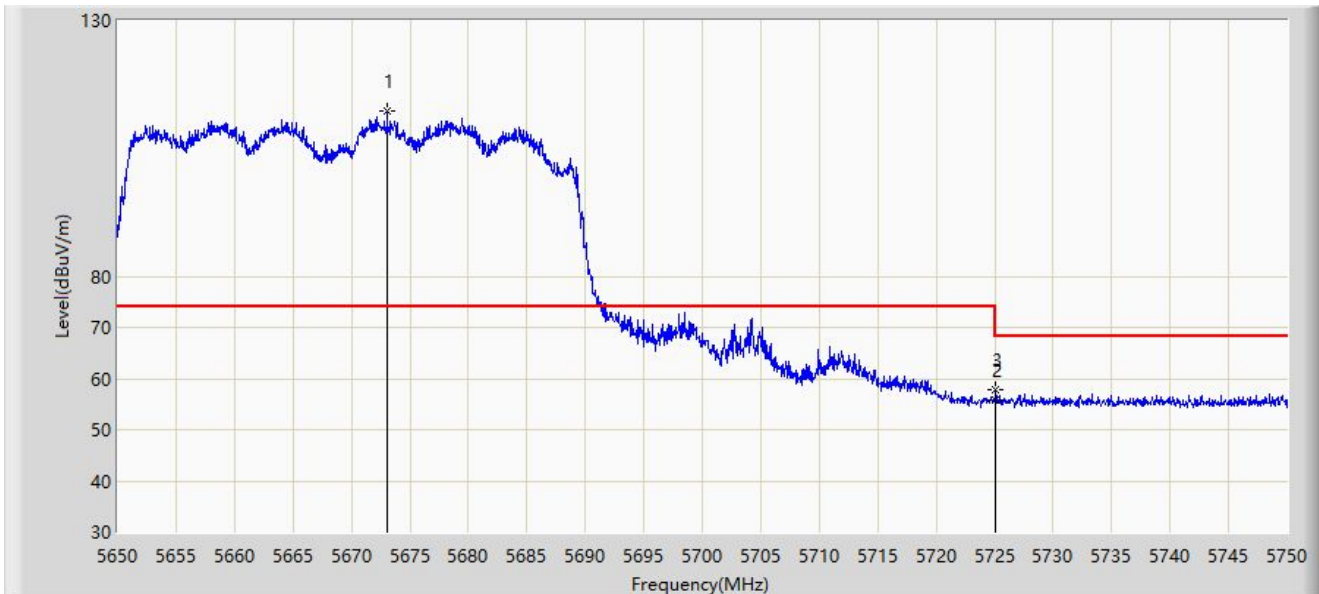
No	Mark	Frequency (MHz)	Measure Level (dB μ V/m)	Reading Level (dB μ V)	Margin (dB)	Limit (dB μ V/m)	Factor (dB/m)	Type
1		5668.350	109.807	105.843	N/A	N/A	3.964	PK
2		5725.000	56.226	52.283	-11.974	68.200	3.943	PK
3	*	5725.600	57.934	53.989	-10.266	68.200	3.944	PK

Note 1: " * ", means this data is the worst emission level.

Note 2: Measure Level (dB μ V/m) = Reading Level (dB μ V) + Factor (dB/m).

Note 3: Factor (dB/m) = Cable Loss (dB) + Antenna Factor (dB/m) - Pre_Amplifier Gain (dB).

Site: WZ-AC1	Test Date: 2022-11-24
Limit: FCC_5G_RE(3m)	Engineer: Charles Zhang
Probe: BBHA9120D_1167_1-18GHz	Polarity: Vertical
EUT: WiFi 6 (802.11ax) 4x4 MU-MIMO Dual Band Module	Power: AC 120V/60Hz
Test Mode: Transmit by 802.11ax-HE40 at 5670MHz	



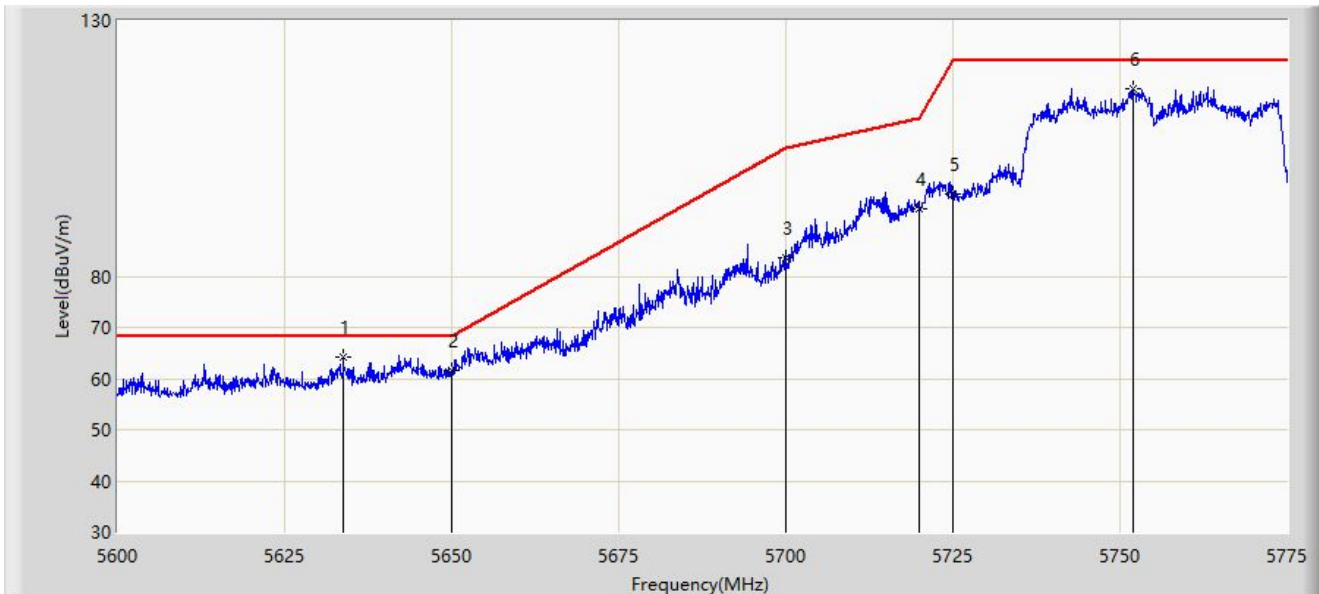
No	Mark	Frequency (MHz)	Measure Level (dB μ V/m)	Reading Level (dB μ V)	Margin (dB)	Limit (dB μ V/m)	Factor (dB/m)	Type
1		5673.050	112.254	108.313	N/A	N/A	3.941	PK
2		5725.000	55.866	51.923	-12.334	68.200	3.943	PK
3	*	5725.100	57.907	53.964	-10.293	68.200	3.944	PK

Note 1: " * ", means this data is the worst emission level.

Note 2: Measure Level (dB μ V/m) = Reading Level (dB μ V) + Factor (dB/m).

Note 3: Factor (dB/m) = Cable Loss (dB) + Antenna Factor (dB/m) - Pre_Amplifier Gain (dB).

Site: WZ-AC1	Test Date: 2022-11-22
Limit: FCC_5.8G_RE(3m)	Engineer: Charles Zhang
Probe: BBHA9120D_1167_1-18GHz	Polarity: Horizontal
EUT: WiFi 6 (802.11ax) 4x4 MU-MIMO Dual Band Module	Power: AC 120V/60Hz
Test Mode: Transmit by 802.11ax-HE40 at 5755MHz	



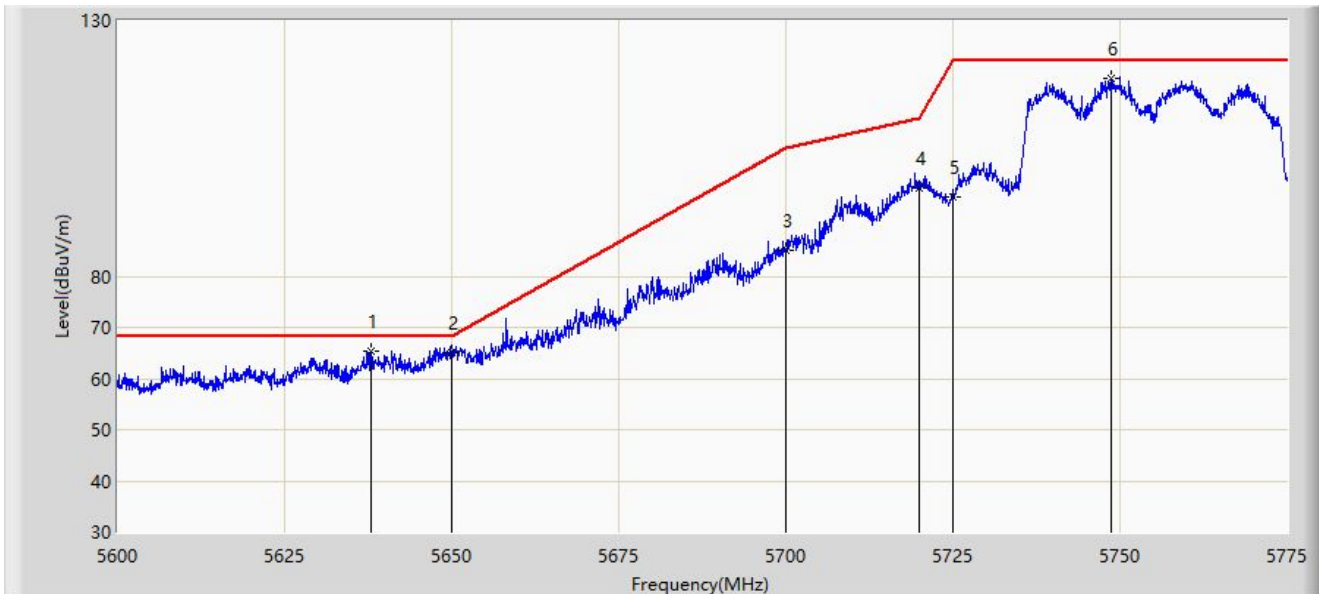
No	Mark	Frequency (MHz)	Measure Level (dBμV/m)	Reading Level (dBμV)	Margin (dB)	Limit (dBμV/m)	Factor (dB/m)	Type
1	*	5633.775	64.312	60.653	-3.888	68.200	3.658	PK
2		5650.000	61.465	57.551	-6.735	68.200	3.914	PK
3		5700.000	83.628	79.713	-21.572	105.200	3.916	PK
4		5720.000	93.220	89.291	-17.580	110.800	3.929	PK
5		5725.000	96.095	92.152	-26.105	122.200	3.943	PK
6		5751.900	116.705	112.507	N/A	N/A	4.198	PK

Note 1: " * ", means this data is the worst emission level.

Note 2: Measure Level (dBμV/m) = Reading Level (dBμV) + Factor (dB/m).

Note 3: Factor (dB/m) = Cable Loss (dB) + Antenna Factor (dB/m) - Pre_Amplifier Gain (dB).

Site: WZ-AC1	Test Date: 2022-11-22
Limit: FCC_5.8G_RE(3m)	Engineer: Charles Zhang
Probe: BBHA9120D_1167_1-18GHz	Polarity: Vertical
EUT: WiFi 6 (802.11ax) 4x4 MU-MIMO Dual Band Module	Power: AC 120V/60Hz
Test Mode: Transmit by 802.11ax-HE40 at 5755MHz	



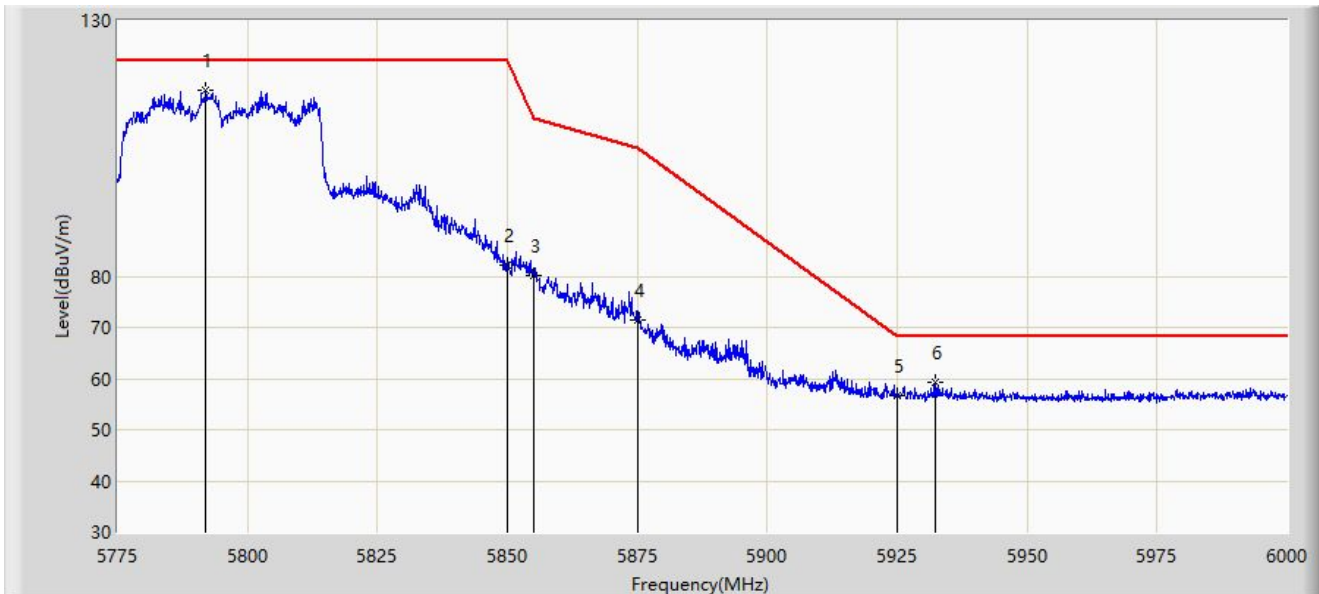
No	Mark	Frequency (MHz)	Measure Level (dBμV/m)	Reading Level (dBμV)	Margin (dB)	Limit (dBμV/m)	Factor (dB/m)	Type
1	*	5637.888	65.344	61.678	-2.856	68.200	3.667	PK
2		5650.000	64.986	61.072	-3.214	68.200	3.914	PK
3		5700.000	84.992	81.077	-20.208	105.200	3.916	PK
4		5720.000	97.285	93.356	-13.515	110.800	3.929	PK
5		5725.000	95.418	91.475	-26.782	122.200	3.943	PK
6		5748.575	118.815	114.632	N/A	N/A	4.183	PK

Note 1: " * ", means this data is the worst emission level.

Note 2: Measure Level (dBμV/m) = Reading Level (dBμV) + Factor (dB/m).

Note 3: Factor (dB/m) = Cable Loss (dB) + Antenna Factor (dB/m) - Pre_Amplifier Gain (dB).

Site: WZ-AC1	Test Date: 2022-11-22
Limit: FCC_5.8G_RE(3m)	Engineer: Charles Zhang
Probe: BBHA9120D_1167_1-18GHz	Polarity: Horizontal
EUT: WiFi 6 (802.11ax) 4x4 MU-MIMO Dual Band Module	Power: AC 120V/60Hz
Test Mode: Transmit by 802.11ax-HE40 at 5795MHz	



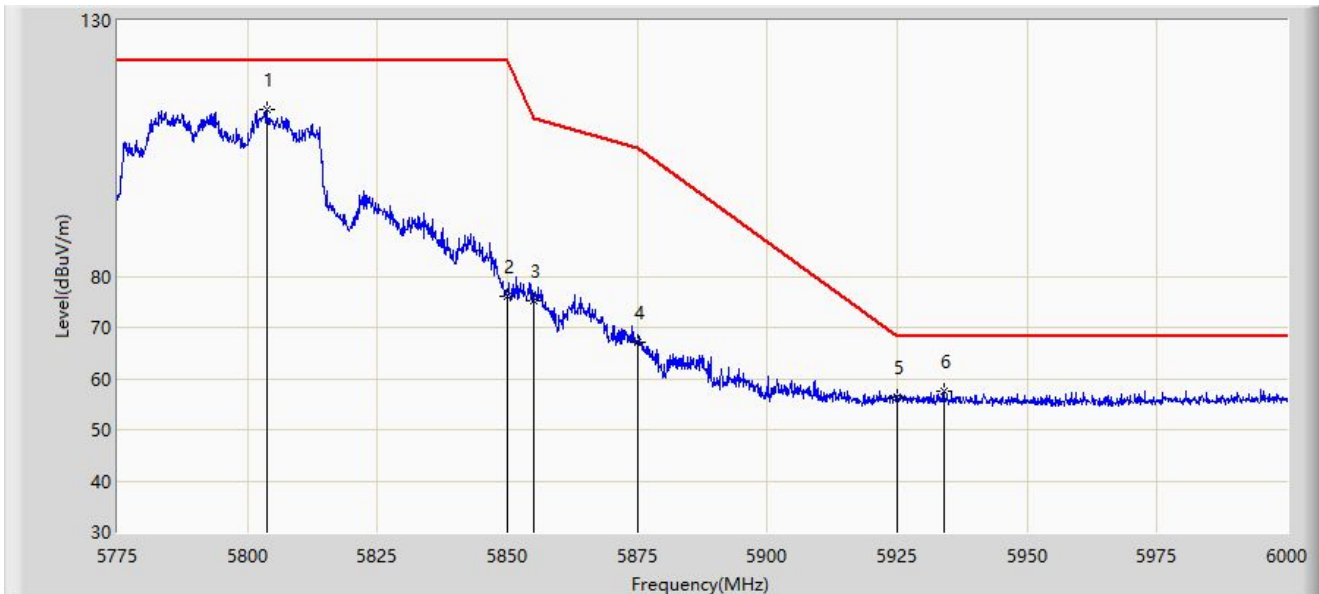
No	Mark	Frequency (MHz)	Measure Level (dBμV/m)	Reading Level (dBμV)	Margin (dB)	Limit (dBμV/m)	Factor (dB/m)	Type
1		5791.987	116.394	112.129	N/A	N/A	4.265	PK
2		5850.000	82.200	77.756	-40.000	122.200	4.444	PK
3		5855.000	80.129	75.729	-30.671	110.800	4.400	PK
4		5875.000	71.552	67.241	-33.648	105.200	4.312	PK
5		5925.000	56.693	52.062	-11.507	68.200	4.630	PK
6	*	5932.275	59.164	54.549	-9.036	68.200	4.615	PK

Note 1: " * ", means this data is the worst emission level.

Note 2: Measure Level (dBμV/m) = Reading Level (dBμV) + Factor (dB/m).

Note 3: Factor (dB/m) = Cable Loss (dB) + Antenna Factor (dB/m) - Pre_Amplifier Gain (dB).

Site: WZ-AC1	Test Date: 2022-11-22
Limit: FCC_5.8G_RE(3m)	Engineer: Charles Zhang
Probe: BBHA9120D_1167_1-18GHz	Polarity: Vertical
EUT: WiFi 6 (802.11ax) 4x4 MU-MIMO Dual Band Module	Power: AC 120V/60Hz
Test Mode: Transmit by 802.11ax-HE40 at 5795MHz	



No	Mark	Frequency (MHz)	Measure Level (dBμV/m)	Reading Level (dBμV)	Margin (dB)	Limit (dBμV/m)	Factor (dB/m)	Type
1		5803.687	112.636	108.329	N/A	N/A	4.308	PK
2		5850.000	76.127	71.683	-46.073	122.200	4.444	PK
3		5855.000	75.110	70.710	-35.690	110.800	4.400	PK
4		5875.000	67.054	62.743	-38.146	105.200	4.312	PK
5		5925.000	56.334	51.703	-11.866	68.200	4.630	PK
6	*	5933.962	57.439	52.839	-10.761	68.200	4.601	PK

Note 1: " * ", means this data is the worst emission level.

Note 2: Measure Level (dBμV/m) = Reading Level (dBμV) + Factor (dB/m).

Note 3: Factor (dB/m) = Cable Loss (dB) + Antenna Factor (dB/m) - Pre_Amplifier Gain (dB).

Site: WZ-AC1	Test Date: 2022-11-24
Limit: FCC_5G_RE(3m)	Engineer: Charles Zhang
Probe: BBHA9120D_1167_1-18GHz	Polarity: Horizontal
EUT: WiFi 6 (802.11ax) 4x4 MU-MIMO Dual Band Module	Power: AC 120V/60Hz
Test Mode: Transmit by 802.11ax-HE80 at 5210MHz	



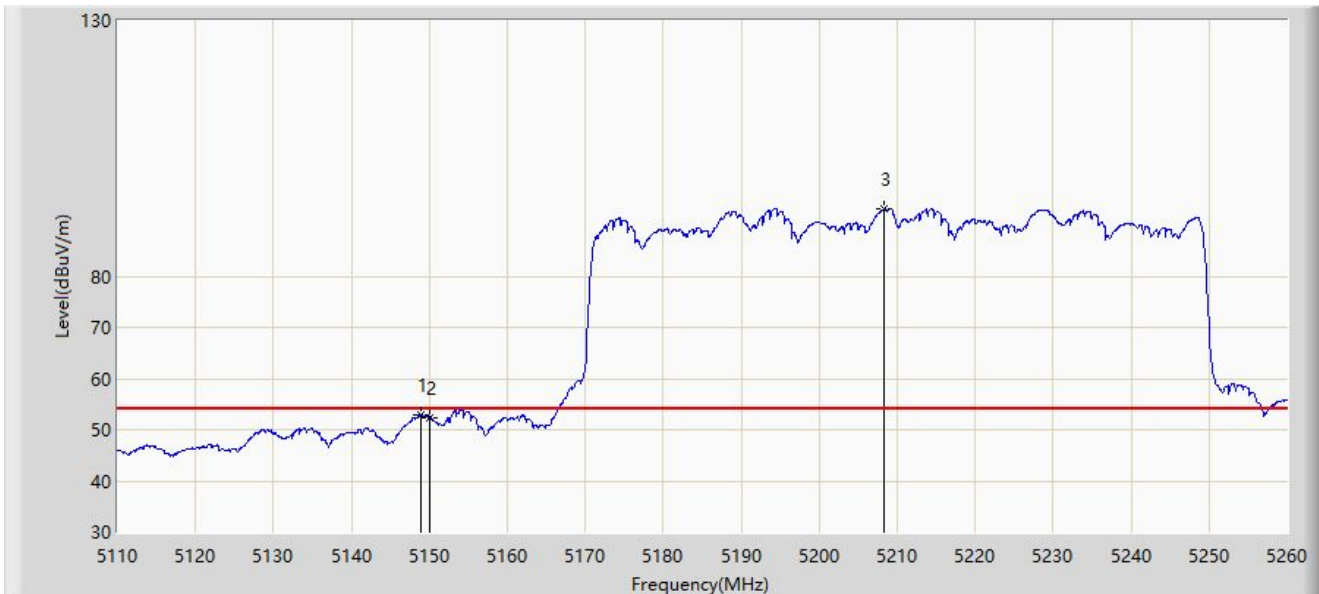
No	Mark	Frequency (MHz)	Measure Level (dBμV/m)	Reading Level (dBμV)	Margin (dB)	Limit (dBμV/m)	Factor (dB/m)	Type
1	*	5150.000	63.413	59.772	-10.587	74.000	3.641	PK
2		5214.025	105.040	101.735	N/A	N/A	3.304	PK

Note 1: " * ", means this data is the worst emission level.

Note 2: Measure Level (dBμV/m) = Reading Level (dBμV) + Factor (dB/m).

Note 3: Factor (dB/m) = Cable Loss (dB) + Antenna Factor (dB/m) - Pre_Amplifier Gain (dB).

Site: WZ-AC1	Test Date: 2022-11-24
Limit: FCC_5G_RE(3m)	Engineer: Charles Zhang
Probe: BBHA9120D_1167_1-18GHz	Polarity: Horizontal
EUT: WiFi 6 (802.11ax) 4x4 MU-MIMO Dual Band Module	Power: AC 120V/60Hz
Test Mode: Transmit by 802.11ax-HE80 at 5210MHz	



No	Mark	Frequency (MHz)	Measure Level (dB μ V/m)	Reading Level (dB μ V)	Margin (dB)	Limit (dB μ V/m)	Factor (dB/m)	Type
1	*	5148.925	52.928	49.283	-1.072	54.000	3.645	AV
2		5150.000	52.425	48.784	-1.575	54.000	3.641	AV
3		5208.400	93.250	89.954	N/A	N/A	3.296	AV

Note 1: " * ", means this data is the worst emission level.

Note 2: Measure Level (dB μ V/m) = Reading Level (dB μ V) + Factor (dB/m).

Note 3: Factor (dB/m) = Cable Loss (dB) + Antenna Factor (dB/m) - Pre_Amplifier Gain (dB).