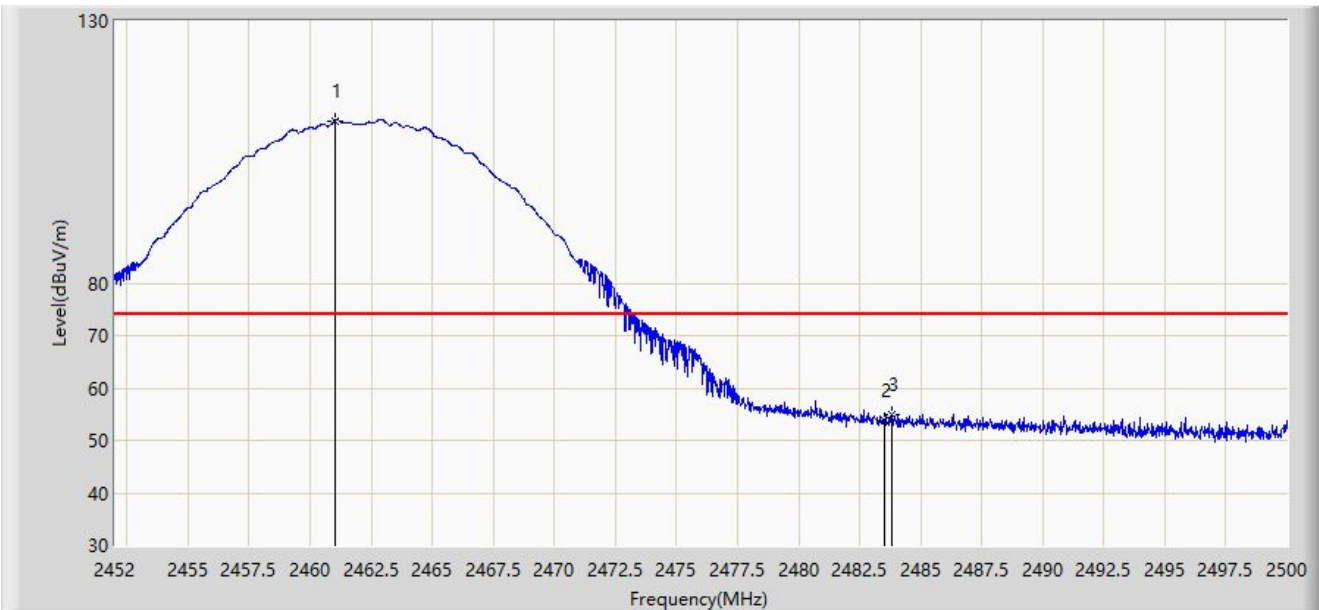


Site: WZ-AC1	Test Date: 2022-11-30
Limit: FCC_2.4G_RE(3m)	Engineer: Carl Jiang
Probe: BBHA9120D_1167_1-18GHz	Polarity: Horizontal
EUT: WiFi 6 (802.11ax) 4x4 MU-MIMO Dual Band Module	Power: Powered by Test Jig
Test Mode: Transmit by 802.11b at 2462MHz	



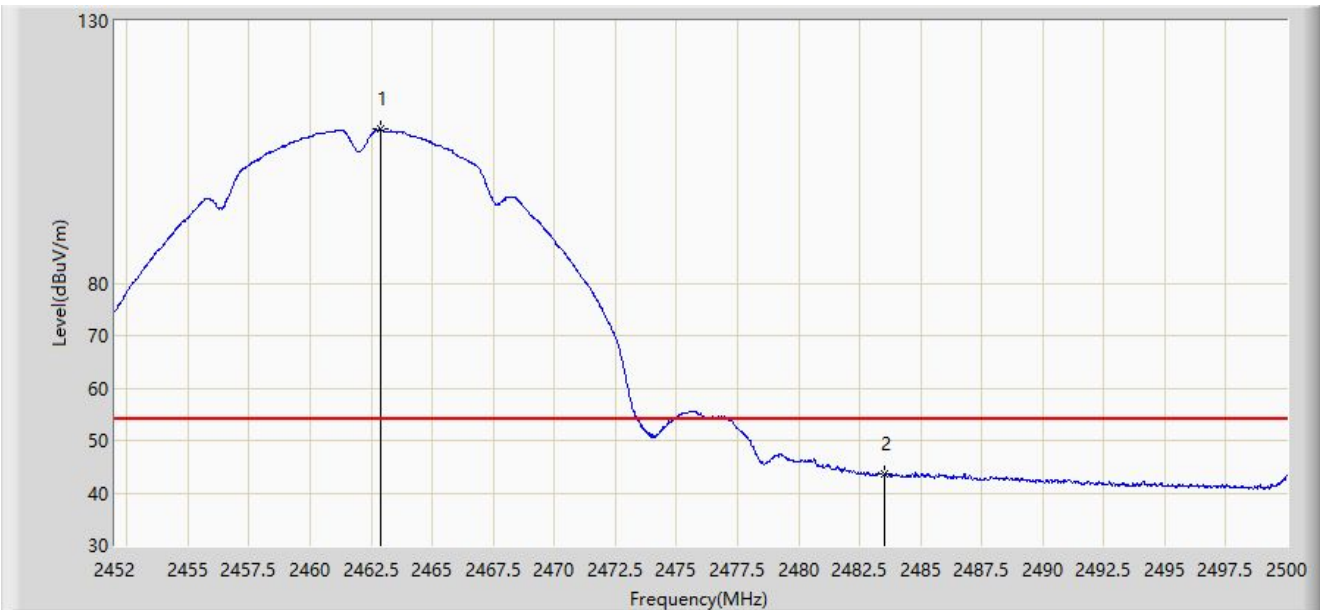
No	Mark	Frequency (MHz)	Measure Level (dBμV/m)	Reading Level (dBμV)	Margin (dB)	Limit (dBμV/m)	Factor (dB/m)	Type
1		2461.024	110.944	80.064	N/A	N/A	30.880	PK
2		2483.500	53.753	22.862	-20.247	74.000	30.892	PK
3	*	2483.800	54.987	24.096	-19.013	74.000	30.891	PK

Note 1: " \* ", means this data is the worst emission level.

Note 2: Measure Level (dBμV/m) = Reading Level (dBμV) + Factor (dB/m).

Note 3: Factor (dB/m) = Cable Loss (dB) + Antenna Factor (dB/m).

Site: WZ-AC1	Test Date: 2022-11-30
Limit: FCC_2.4G_RE(3m)	Engineer: Carl Jiang
Probe: BBHA9120D_1167_1-18GHz	Polarity: Horizontal
EUT: WiFi 6 (802.11ax) 4x4 MU-MIMO Dual Band Module	Power: Powered by Test Jig
Test Mode: Transmit by 802.11b at 2462MHz	



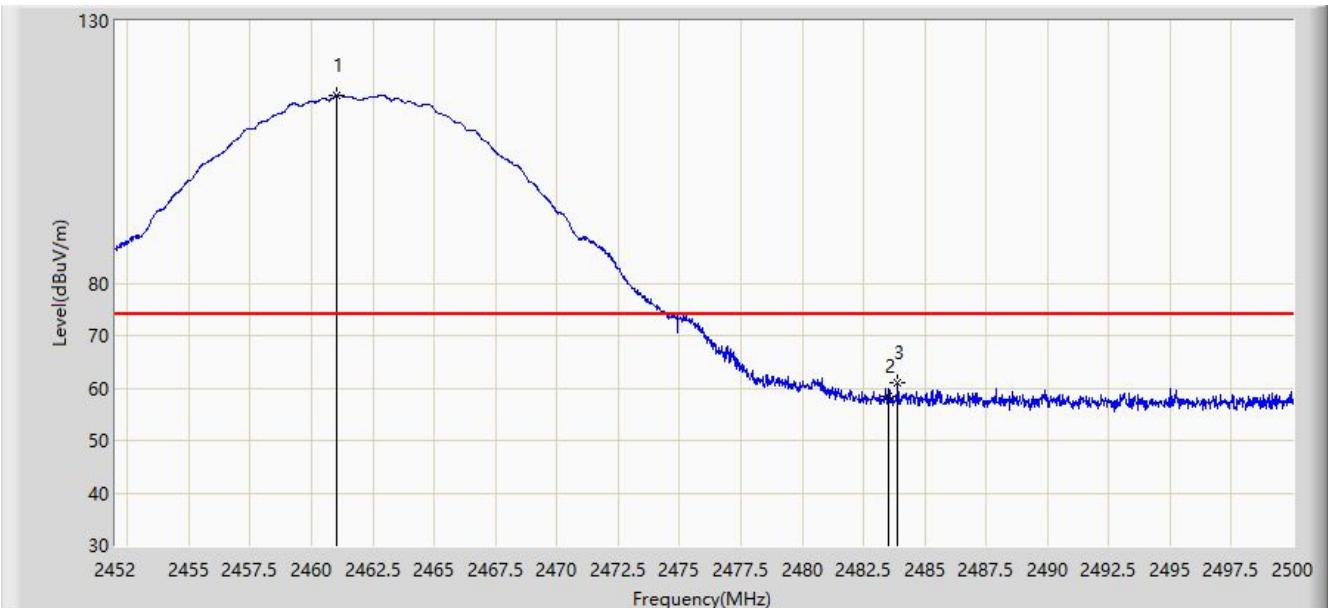
No	Mark	Frequency (MHz)	Measure Level (dB $\mu$ V/m)	Reading Level (dB $\mu$ V)	Margin (dB)	Limit (dB $\mu$ V/m)	Factor (dB/m)	Type
1		2462.872	109.350	78.466	N/A	N/A	30.884	AV
2	*	2483.500	43.764	12.873	-10.236	54.000	30.892	AV

Note 1: " \* ", means this data is the worst emission level.

Note 2: Measure Level (dB $\mu$ V/m) = Reading Level (dB $\mu$ V) + Factor (dB/m).

Note 3: Factor (dB/m) = Cable Loss (dB) + Antenna Factor (dB/m).

Site: WZ-AC1	Test Date: 2022-11-30
Limit: FCC_2.4G_RE(3m)	Engineer: Carl Jiang
Probe: BBHA9120D_1167_1-18GHz	Polarity: Vertical
EUT: WiFi 6 (802.11ax) 4x4 MU-MIMO Dual Band Module	Power: Powered by Test Jig
Test Mode: Transmit by 802.11b at 2462MHz	



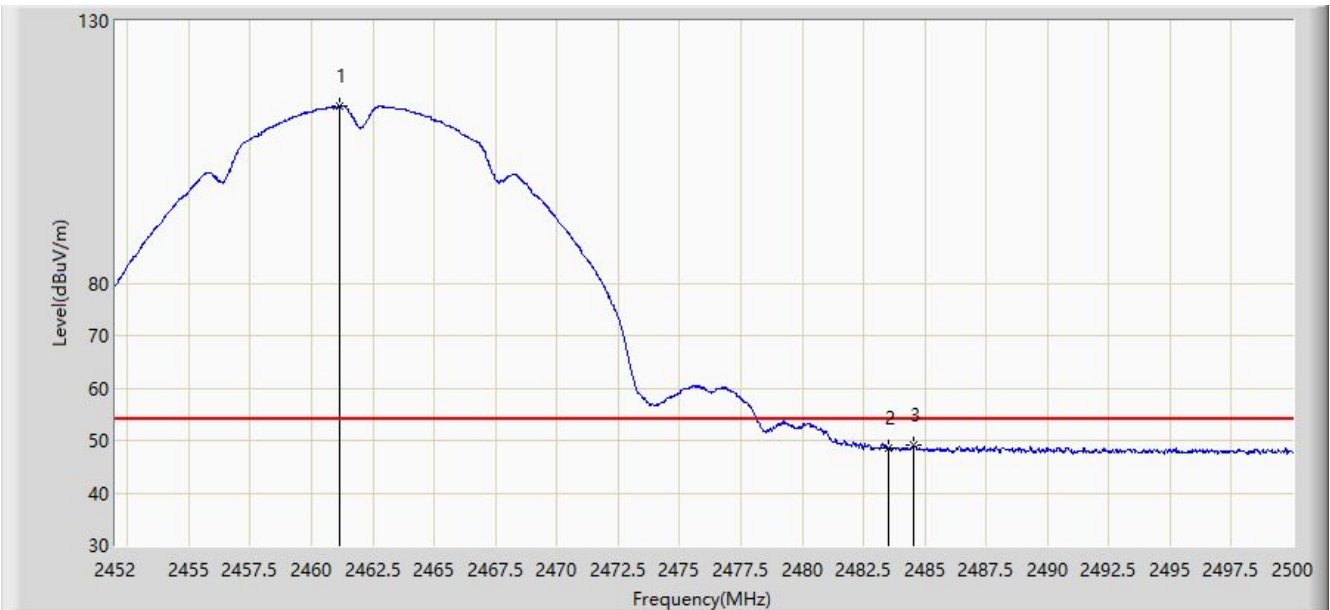
No	Mark	Frequency (MHz)	Measure Level (dB $\mu$ V/m)	Reading Level (dB $\mu$ V)	Margin (dB)	Limit (dB $\mu$ V/m)	Factor (dB/m)	Type
1		2461.048	115.906	85.026	N/A	N/A	30.880	PK
2		2483.500	58.384	27.493	-15.616	74.000	30.892	PK
3	*	2483.896	60.920	30.029	-13.080	74.000	30.891	PK

Note 1: " \* ", means this data is the worst emission level.

Note 2: Measure Level (dB $\mu$ V/m) = Reading Level (dB $\mu$ V) + Factor (dB/m).

Note 3: Factor (dB/m) = Cable Loss (dB) + Antenna Factor (dB/m).

Site: WZ-AC1	Test Date: 2022-11-30
Limit: FCC_2.4G_RE(3m)	Engineer: Carl Jiang
Probe: BBHA9120D_1167_1-18GHz	Polarity: Vertical
EUT: WiFi 6 (802.11ax) 4x4 MU-MIMO Dual Band Module	Power: Powered by Test Jig
Test Mode: Transmit by 802.11b at 2462MHz	



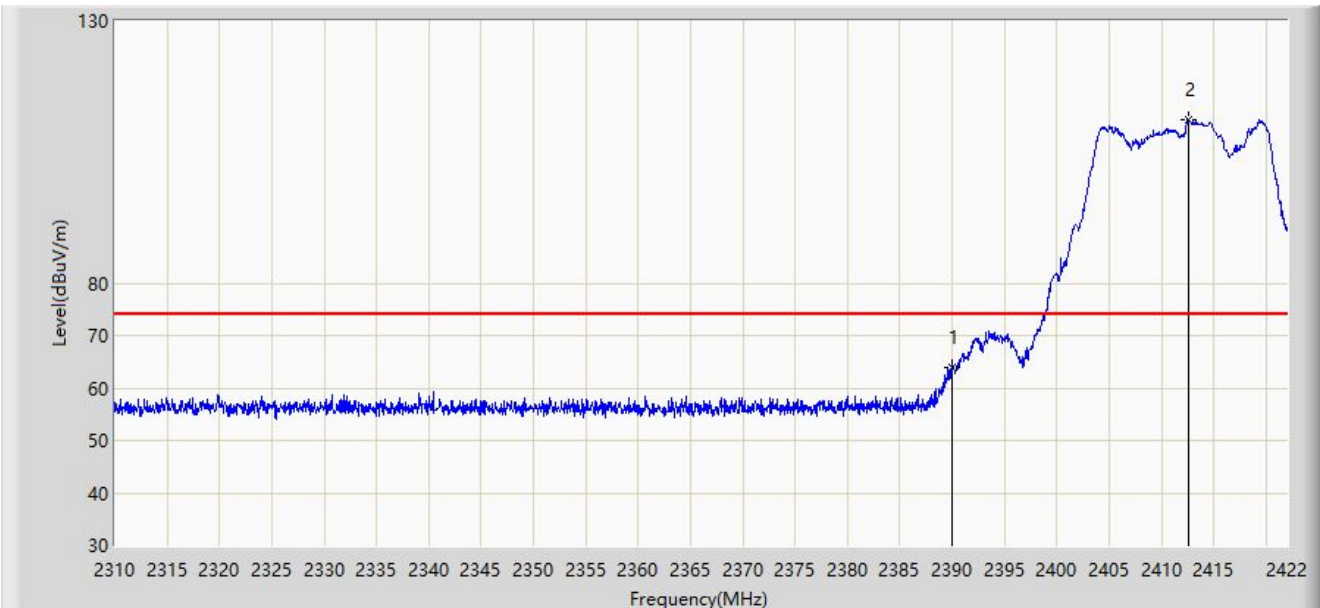
No	Mark	Frequency (MHz)	Measure Level (dB $\mu$ V/m)	Reading Level (dB $\mu$ V)	Margin (dB)	Limit (dB $\mu$ V/m)	Factor (dB/m)	Type
1		2461.120	113.715	82.835	N/A	N/A	30.880	AV
2		2483.500	48.551	17.660	-5.449	54.000	30.892	AV
3	*	2484.544	49.036	18.146	-4.964	54.000	30.890	AV

Note 1: " \* ", means this data is the worst emission level.

Note 2: Measure Level (dB $\mu$ V/m) = Reading Level (dB $\mu$ V) + Factor (dB/m).

Note 3: Factor (dB/m) = Cable Loss (dB) + Antenna Factor (dB/m).

Site: WZ-AC1	Test Date: 2022-11-19
Limit: FCC_2.4G_RE(3m)	Engineer: Carl Jiang
Probe: BBHA9120D_1167_1-18GHz	Polarity: Horizontal
EUT: WiFi 6 (802.11ax) 4x4 MU-MIMO Dual Band Module	Power: Powered by Test Jig
Test Mode: Transmit by 802.11g at 2412MHz	



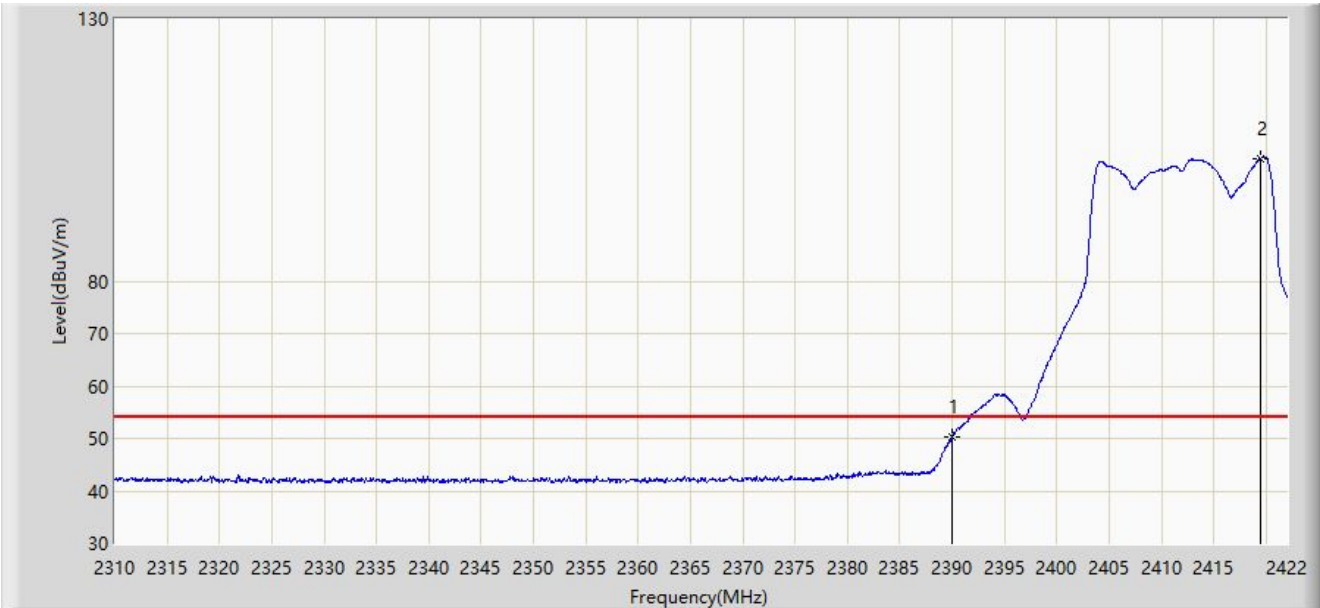
No	Mark	Frequency (MHz)	Measure Level (dBμV/m)	Reading Level (dBμV)	Margin (dB)	Limit (dBμV/m)	Factor (dB/m)	Type
1	*	2390.000	63.927	32.935	-10.073	74.000	30.992	PK
2		2412.592	111.237	80.284	N/A	N/A	30.953	PK

Note 1: " \* ", means this data is the worst emission level.

Note 2: Measure Level (dBμV/m) = Reading Level (dBμV) + Factor (dB/m).

Note 3: Factor (dB/m) = Cable Loss (dB) + Antenna Factor (dB/m).

Site: WZ-AC1	Test Date: 2022-11-19
Limit: FCC_2.4G_RE(3m)	Engineer: Carl Jiang
Probe: BBHA9120D_1167_1-18GHz	Polarity: Horizontal
EUT: WiFi 6 (802.11ax) 4x4 MU-MIMO Dual Band Module	Power: Powered by Test Jig
Test Mode: Transmit by 802.11g at 2412MHz	



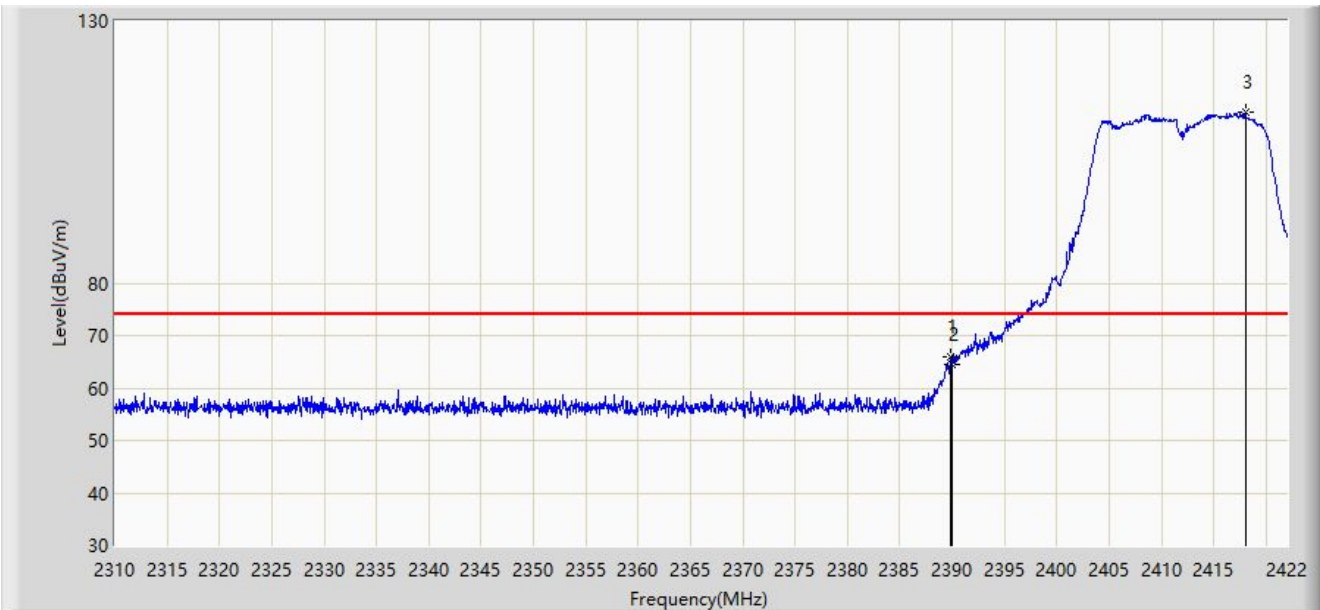
No	Mark	Frequency (MHz)	Measure Level (dBμV/m)	Reading Level (dBμV)	Margin (dB)	Limit (dBμV/m)	Factor (dB/m)	Type
1	*	2390.000	50.433	19.441	-3.567	54.000	30.992	AV
2		2419.536	103.453	72.519	N/A	N/A	30.934	AV

Note 1: " \* ", means this data is the worst emission level.

Note 2: Measure Level (dBμV/m) = Reading Level (dBμV) + Factor (dB/m).

Note 3: Factor (dB/m) = Cable Loss (dB) + Antenna Factor (dB/m).

Site: WZ-AC1	Test Date: 2022-11-19
Limit: FCC_2.4G_RE(3m)	Engineer: Carl Jiang
Probe: BBHA9120D_1167_1-18GHz	Polarity: Vertical
EUT: WiFi 6 (802.11ax) 4x4 MU-MIMO Dual Band Module	Power: Powered by Test Jig
Test Mode: Transmit by 802.11g at 2412MHz	



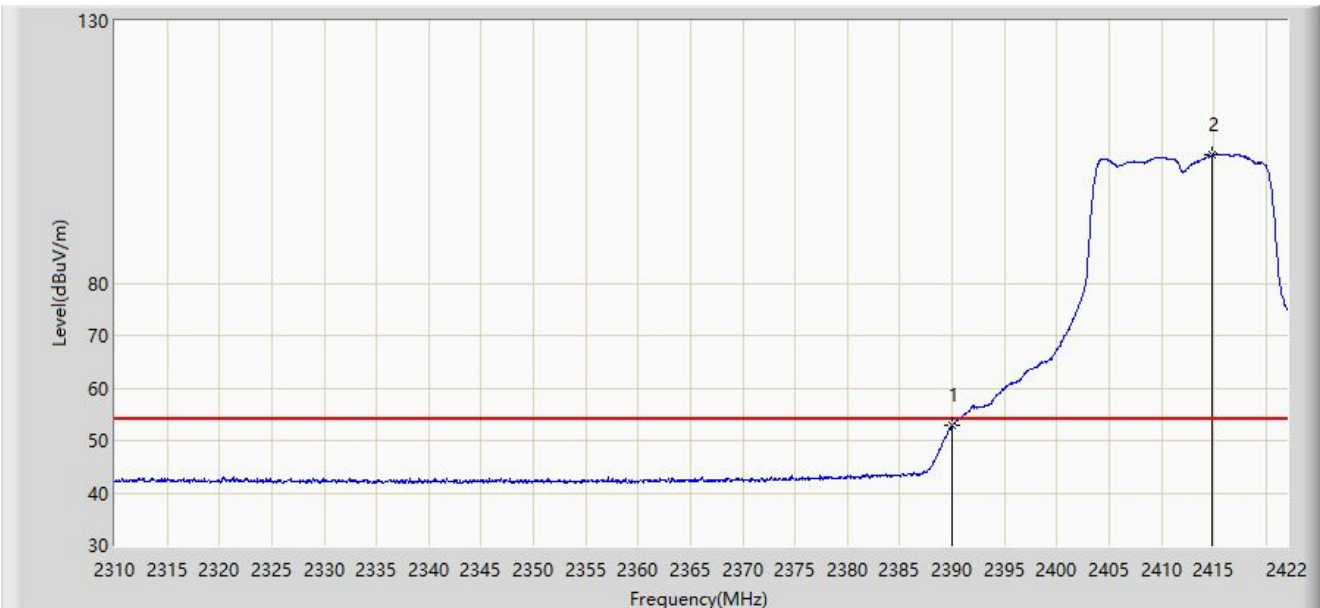
No	Mark	Frequency (MHz)	Measure Level (dBμV/m)	Reading Level (dBμV)	Margin (dB)	Limit (dBμV/m)	Factor (dB/m)	Type
1	*	2389.856	66.039	35.047	-7.961	74.000	30.992	PK
2		2390.000	64.633	33.641	-9.367	74.000	30.992	PK
3		2418.024	112.634	81.696	N/A	N/A	30.938	PK

Note 1: " \* ", means this data is the worst emission level.

Note 2: Measure Level (dBμV/m) = Reading Level (dBμV) + Factor (dB/m).

Note 3: Factor (dB/m) = Cable Loss (dB) + Antenna Factor (dB/m).

Site: WZ-AC1	Test Date: 2022-11-19
Limit: FCC_2.4G_RE(3m)	Engineer: Carl Jiang
Probe: BBHA9120D_1167_1-18GHz	Polarity: Vertical
EUT: WiFi 6 (802.11ax) 4x4 MU-MIMO Dual Band Module	Power: Powered by Test Jig
Test Mode: Transmit by 802.11g at 2412MHz	



No	Mark	Frequency (MHz)	Measure Level (dBμV/m)	Reading Level (dBμV)	Margin (dB)	Limit (dBμV/m)	Factor (dB/m)	Type
1	*	2390.000	52.968	21.976	-1.032	54.000	30.992	AV
2		2414.776	104.388	73.441	N/A	N/A	30.947	AV

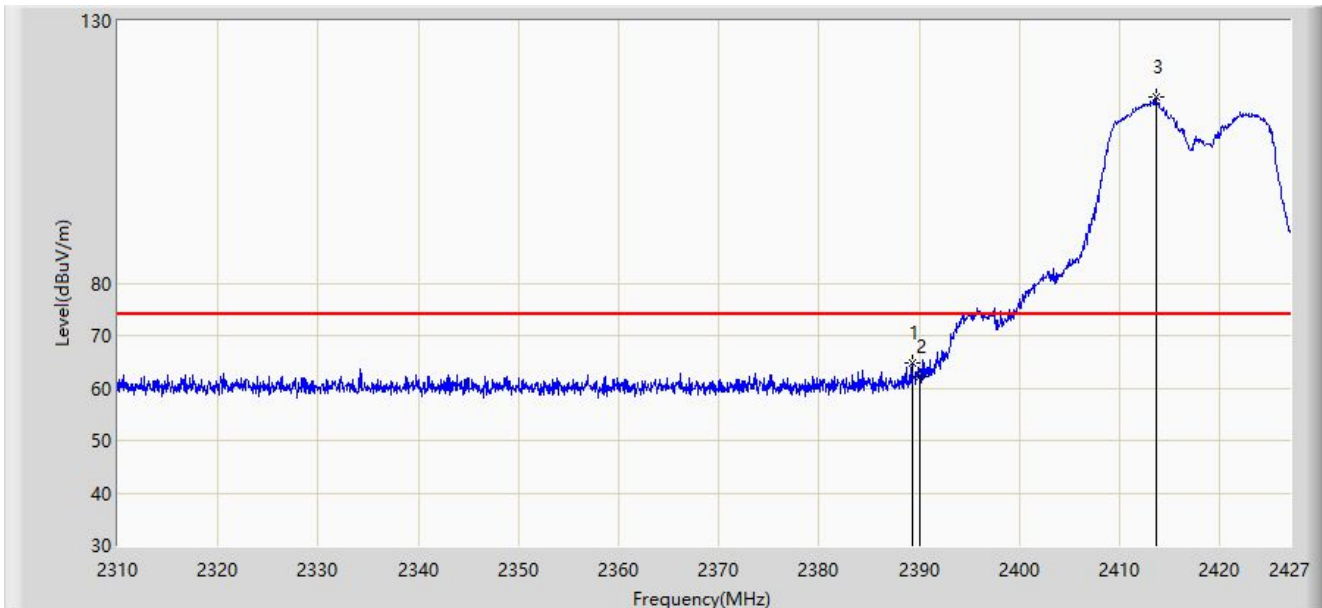
Note 1: " \* ", means this data is the worst emission level.

Note 2: Measure Level (dBμV/m) = Reading Level (dBμV) + Factor (dB/m).

Note 3: Factor (dB/m) = Cable Loss (dB) + Antenna Factor (dB/m).



Site: WZ-AC1	Test Date: 2022-11-30
Limit: FCC_2.4G_RE(3m)	Engineer: Carl Jiang
Probe: BBHA9120D_1167_1-18GHz	Polarity: Horizontal
EUT: WiFi 6 (802.11ax) 4x4 MU-MIMO Dual Band Module	Power: Powered by Test Jig
Test Mode: Transmit by 802.11g at 2417MHz	



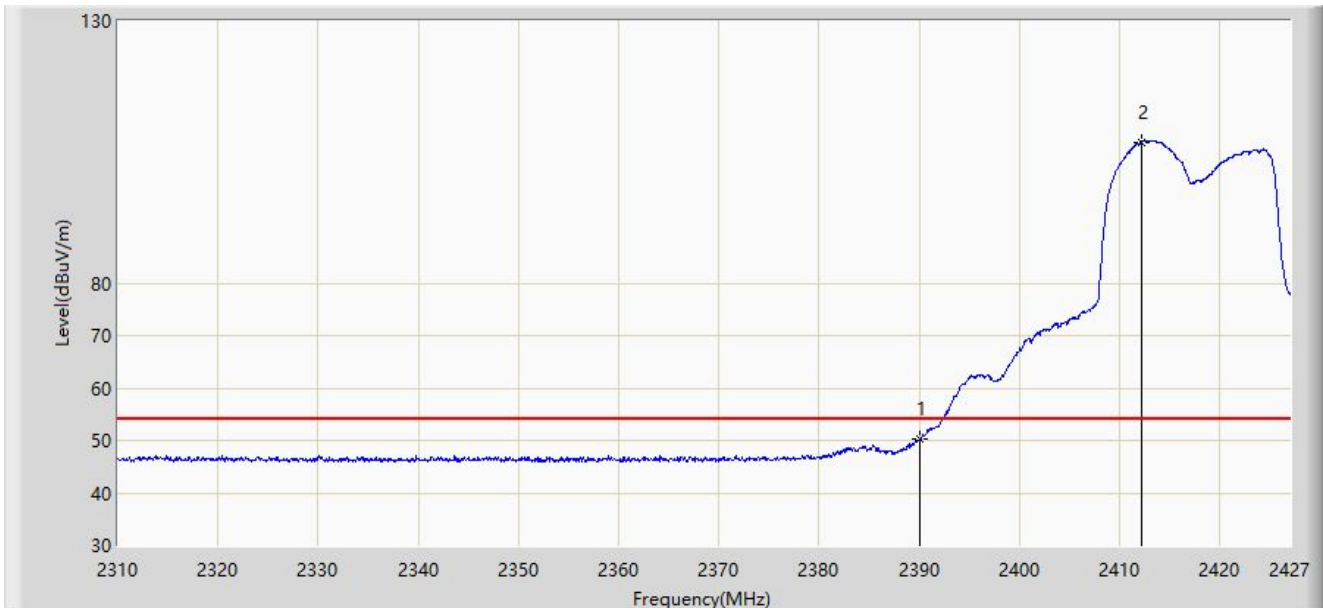
No	Mark	Frequency (MHz)	Measure Level (dB $\mu$ V/m)	Reading Level (dB $\mu$ V)	Margin (dB)	Limit (dB $\mu$ V/m)	Factor (dB/m)	Type
1	*	2389.268	64.887	33.894	-9.113	74.000	30.992	PK
2		2390.000	62.208	31.216	-11.792	74.000	30.992	PK
3		2413.604	115.363	84.413	N/A	N/A	30.950	PK

Note 1: " \* ", means this data is the worst emission level.

Note 2: Measure Level (dB $\mu$ V/m) = Reading Level (dB $\mu$ V) + Factor (dB/m).

Note 3: Factor (dB/m) = Cable Loss (dB) + Antenna Factor (dB/m).

Site: WZ-AC1	Test Date: 2022-11-30
Limit: FCC_2.4G_RE(3m)	Engineer: Carl Jiang
Probe: BBHA9120D_1167_1-18GHz	Polarity: Horizontal
EUT: WiFi 6 (802.11ax) 4x4 MU-MIMO Dual Band Module	Power: Powered by Test Jig
Test Mode: Transmit by 802.11g at 2417MHz	



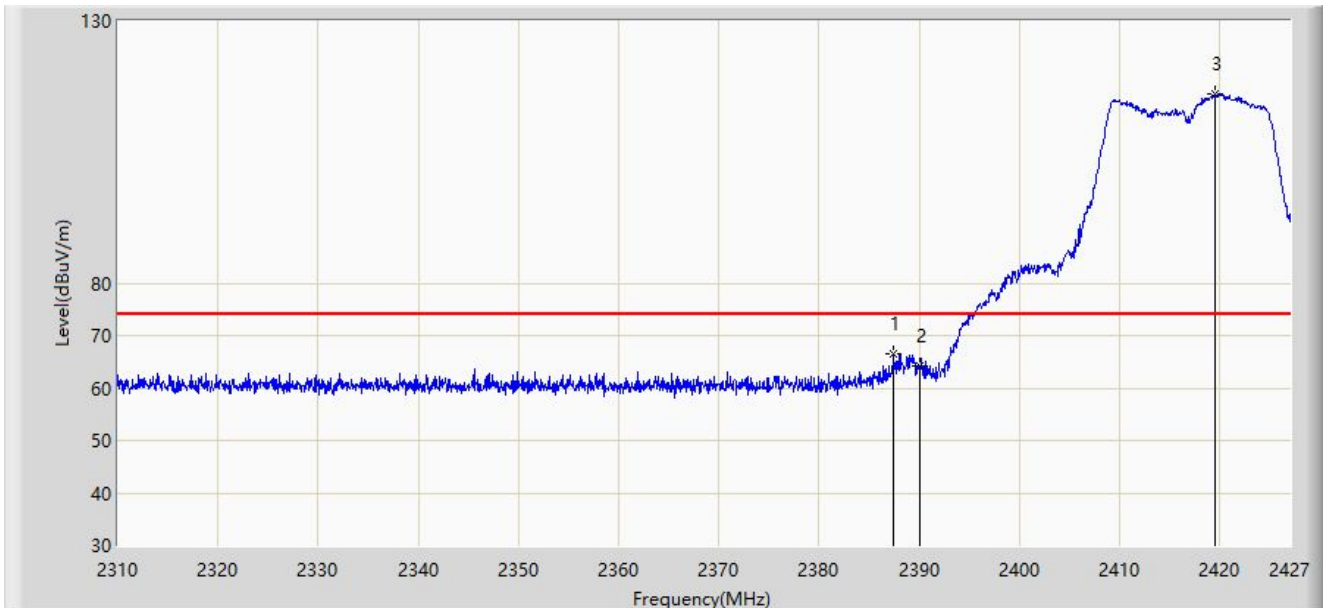
No	Mark	Frequency (MHz)	Measure Level (dBμV/m)	Reading Level (dBμV)	Margin (dB)	Limit (dBμV/m)	Factor (dB/m)	Type
1	*	2390.000	50.234	19.242	-3.766	54.000	30.992	AV
2		2412.141	106.865	75.911	N/A	N/A	30.954	AV

Note 1: " \* ", means this data is the worst emission level.

Note 2: Measure Level (dBμV/m) = Reading Level (dBμV) + Factor (dB/m).

Note 3: Factor (dB/m) = Cable Loss (dB) + Antenna Factor (dB/m).

Site: WZ-AC1	Test Date: 2022-11-30
Limit: FCC_2.4G_RE(3m)	Engineer: Carl Jiang
Probe: BBHA9120D_1167_1-18GHz	Polarity: Vertical
EUT: WiFi 6 (802.11ax) 4x4 MU-MIMO Dual Band Module	Power: Powered by Test Jig
Test Mode: Transmit by 802.11g at 2417MHz	



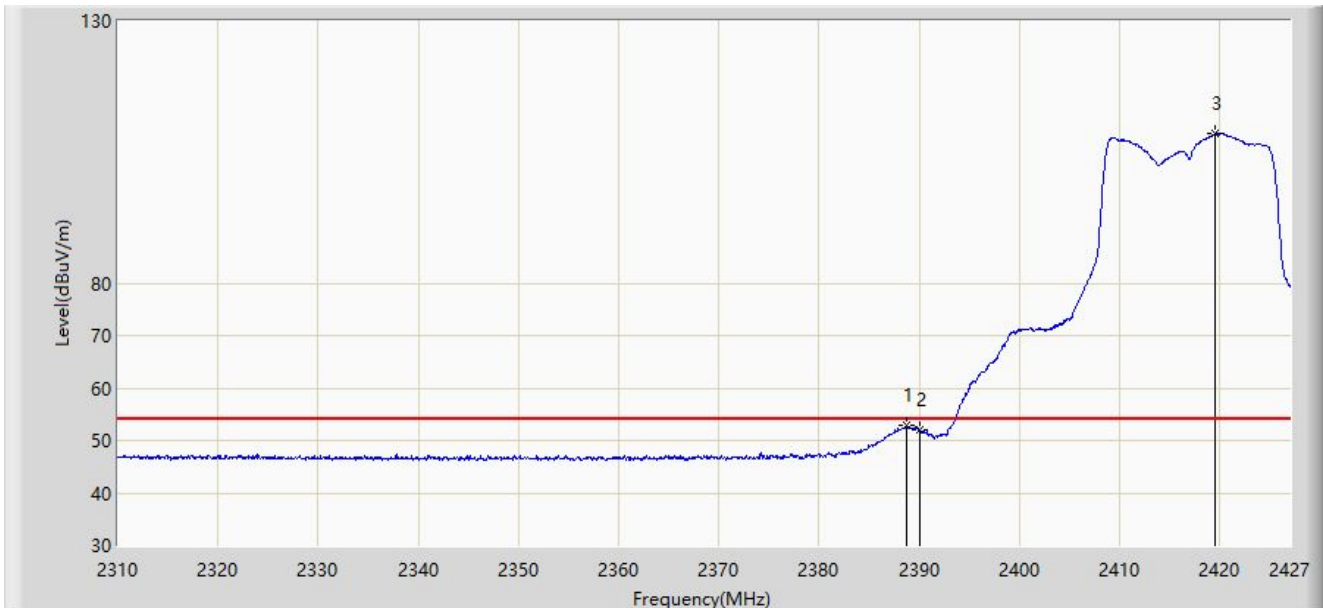
No	Mark	Frequency (MHz)	Measure Level (dB $\mu$ V/m)	Reading Level (dB $\mu$ V)	Margin (dB)	Limit (dB $\mu$ V/m)	Factor (dB/m)	Type
1	*	2387.454	66.586	35.593	-7.414	74.000	30.994	PK
2		2390.000	64.099	33.107	-9.901	74.000	30.992	PK
3		2419.512	115.962	85.028	N/A	N/A	30.934	PK

Note 1: " \* ", means this data is the worst emission level.

Note 2: Measure Level (dB $\mu$ V/m) = Reading Level (dB $\mu$ V) + Factor (dB/m).

Note 3: Factor (dB/m) = Cable Loss (dB) + Antenna Factor (dB/m).

Site: WZ-AC1	Test Date: 2022-11-30
Limit: FCC_2.4G_RE(3m)	Engineer: Carl Jiang
Probe: BBHA9120D_1167_1-18GHz	Polarity: Vertical
EUT: WiFi 6 (802.11ax) 4x4 MU-MIMO Dual Band Module	Power: Powered by Test Jig
Test Mode: Transmit by 802.11g at 2417MHz	



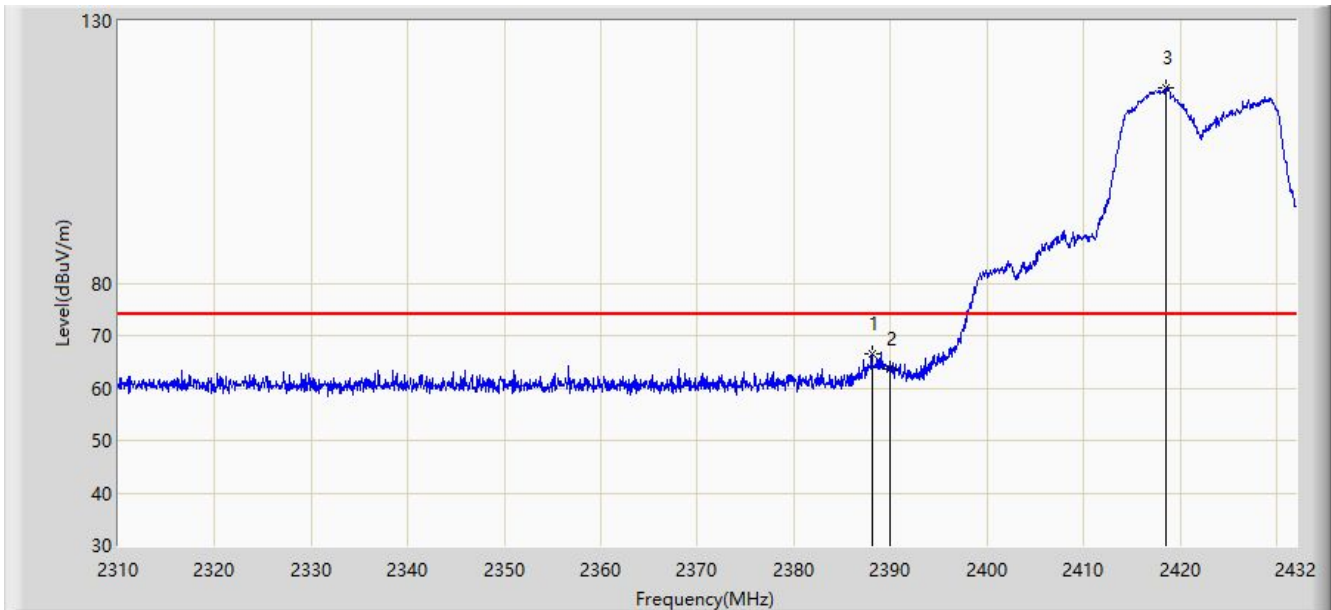
No	Mark	Frequency (MHz)	Measure Level (dBμV/m)	Reading Level (dBμV)	Margin (dB)	Limit (dBμV/m)	Factor (dB/m)	Type
1	*	2388.683	52.809	21.816	-1.191	54.000	30.993	AV
2		2390.000	52.064	21.072	-1.936	54.000	30.992	AV
3		2419.454	108.436	77.502	N/A	N/A	30.934	AV

Note 1: " \* ", means this data is the worst emission level.

Note 2: Measure Level (dBμV/m) = Reading Level (dBμV) + Factor (dB/m).

Note 3: Factor (dB/m) = Cable Loss (dB) + Antenna Factor (dB/m).

Site: WZ-AC1	Test Date: 2022-11-30
Limit: FCC_2.4G_RE(3m)	Engineer: Carl Jiang
Probe: BBHA9120D_1167_1-18GHz	Polarity: Horizontal
EUT: WiFi 6 (802.11ax) 4x4 MU-MIMO Dual Band Module	Power: Powered by Test Jig
Test Mode: Transmit by 802.11g at 2422MHz	



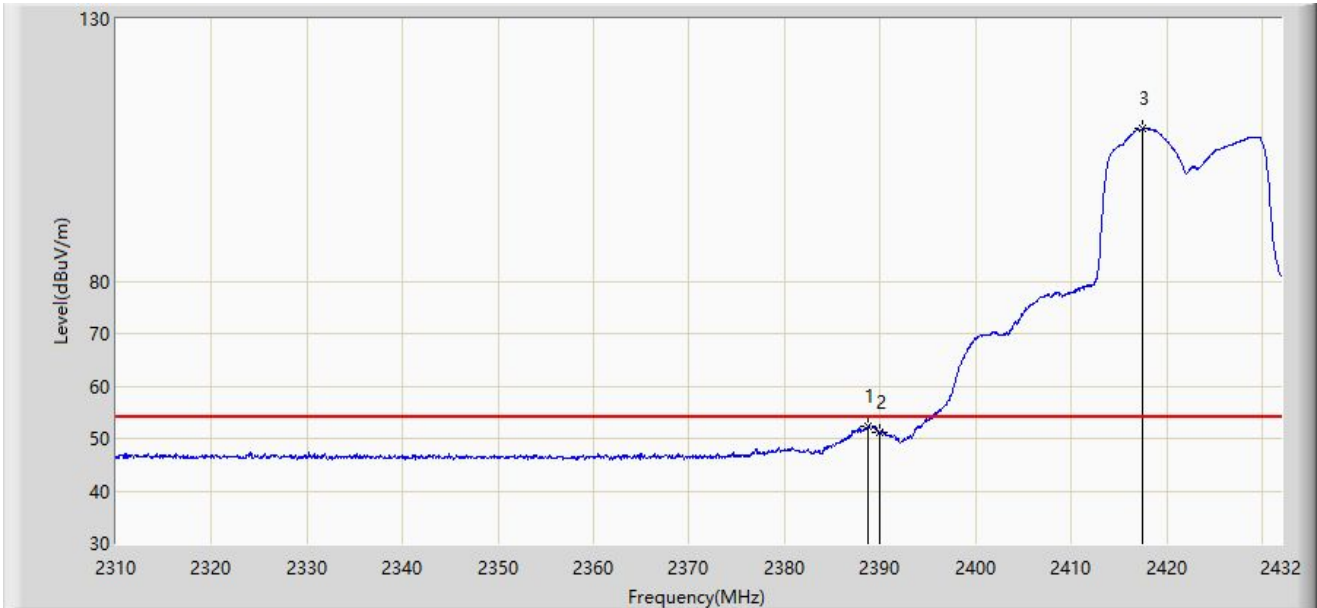
No	Mark	Frequency (MHz)	Measure Level (dB $\mu$ V/m)	Reading Level (dB $\mu$ V)	Margin (dB)	Limit (dB $\mu$ V/m)	Factor (dB/m)	Type
1	*	2388.080	66.651	35.658	-7.349	74.000	30.993	PK
2		2390.000	63.592	32.600	-10.408	74.000	30.992	PK
3		2418.519	117.329	86.392	N/A	N/A	30.937	PK

Note 1: " \* ", means this data is the worst emission level.

Note 2: Measure Level (dB $\mu$ V/m) = Reading Level (dB $\mu$ V) + Factor (dB/m).

Note 3: Factor (dB/m) = Cable Loss (dB) + Antenna Factor (dB/m).

Site: WZ-AC1	Test Date: 2022-11-30
Limit: FCC_2.4G_RE(3m)	Engineer: Carl Jiang
Probe: BBHA9120D_1167_1-18GHz	Polarity: Horizontal
EUT: WiFi 6 (802.11ax) 4x4 MU-MIMO Dual Band Module	Power: Powered by Test Jig
Test Mode: Transmit by 802.11g at 2422MHz	



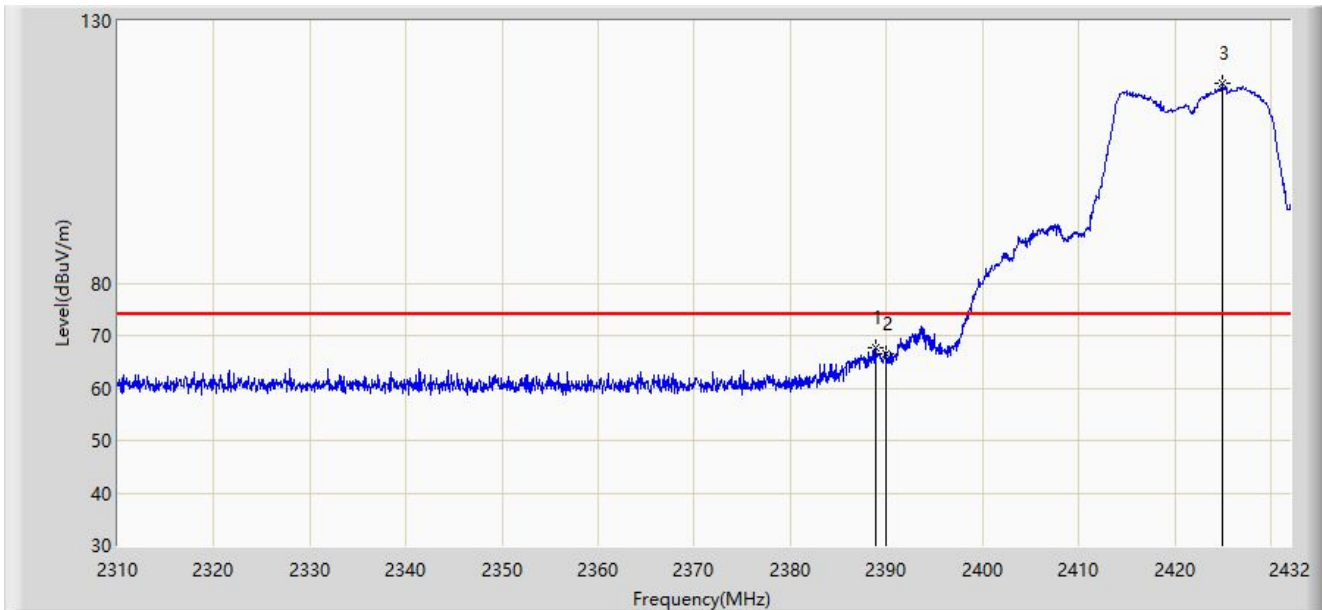
No	Mark	Frequency (MHz)	Measure Level (dB $\mu$ V/m)	Reading Level (dB $\mu$ V)	Margin (dB)	Limit (dB $\mu$ V/m)	Factor (dB/m)	Type
1	*	2388.751	52.241	21.248	-1.759	54.000	30.993	AV
2		2390.000	51.044	20.052	-2.956	54.000	30.992	AV
3		2417.482	109.076	78.136	N/A	N/A	30.940	AV

Note 1: " \* ", means this data is the worst emission level.

Note 2: Measure Level (dB $\mu$ V/m) = Reading Level (dB $\mu$ V) + Factor (dB/m).

Note 3: Factor (dB/m) = Cable Loss (dB) + Antenna Factor (dB/m).

Site: WZ-AC1	Test Date: 2022-11-30
Limit: FCC_2.4G_RE(3m)	Engineer: Carl Jiang
Probe: BBHA9120D_1167_1-18GHz	Polarity: Vertical
EUT: WiFi 6 (802.11ax) 4x4 MU-MIMO Dual Band Module	Power: Powered by Test Jig
Test Mode: Transmit by 802.11g at 2422MHz	



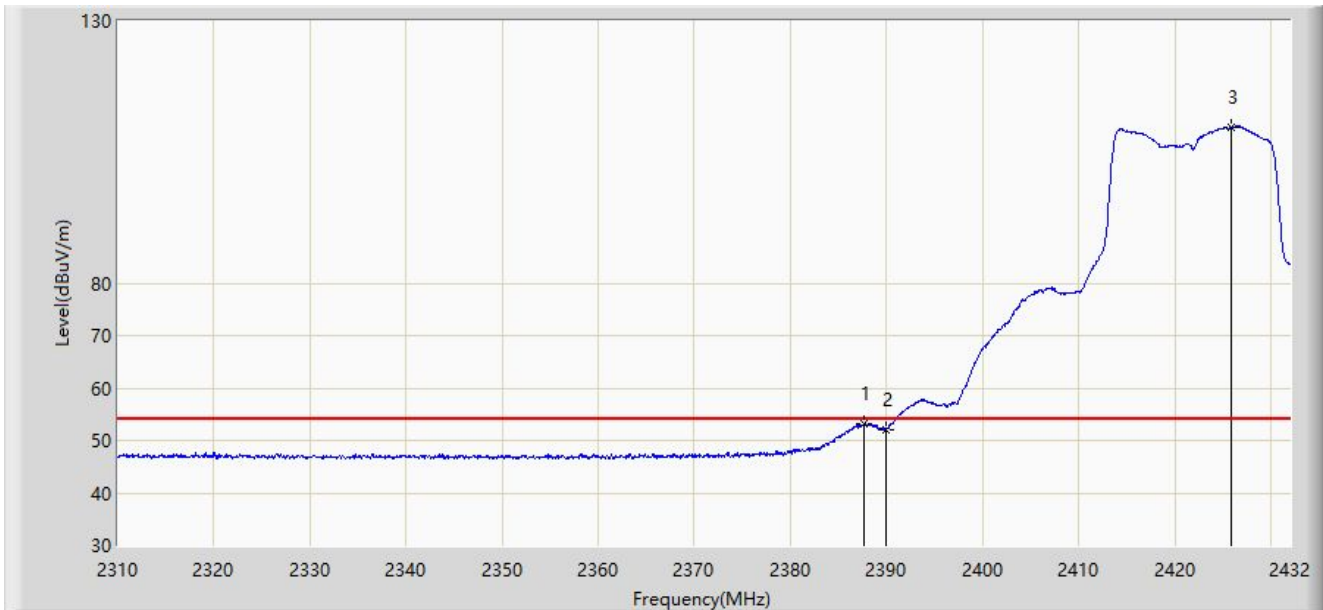
No	Mark	Frequency (MHz)	Measure Level (dB $\mu$ V/m)	Reading Level (dB $\mu$ V)	Margin (dB)	Limit (dB $\mu$ V/m)	Factor (dB/m)	Type
1	*	2388.812	67.691	36.698	-6.309	74.000	30.993	PK
2		2390.000	66.658	35.666	-7.342	74.000	30.992	PK
3		2424.985	118.127	87.215	N/A	N/A	30.912	PK

Note 1: " \* ", means this data is the worst emission level.

Note 2: Measure Level (dB $\mu$ V/m) = Reading Level (dB $\mu$ V) + Factor (dB/m).

Note 3: Factor (dB/m) = Cable Loss (dB) + Antenna Factor (dB/m).

Site: WZ-AC1	Test Date: 2022-11-30
Limit: FCC_2.4G_RE(3m)	Engineer: Carl Jiang
Probe: BBHA9120D_1167_1-18GHz	Polarity: Vertical
EUT: WiFi 6 (802.11ax) 4x4 MU-MIMO Dual Band Module	Power: Powered by Test Jig
Test Mode: Transmit by 802.11g at 2422MHz	



No	Mark	Frequency (MHz)	Measure Level (dBμV/m)	Reading Level (dBμV)	Margin (dB)	Limit (dBμV/m)	Factor (dB/m)	Type
1	*	2387.714	53.253	22.260	-0.747	54.000	30.993	AV
2		2390.000	52.076	21.084	-1.924	54.000	30.992	AV
3		2425.900	109.731	78.823	N/A	N/A	30.908	AV

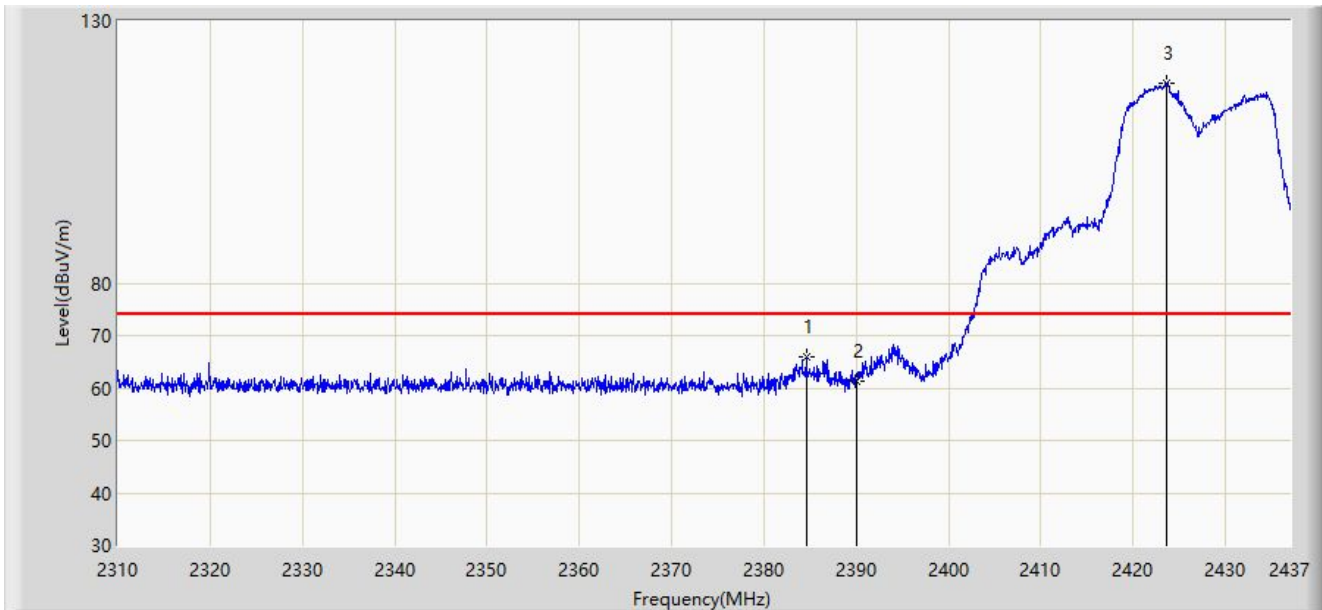
Note 1: " \* ", means this data is the worst emission level.

Note 2: Measure Level (dBμV/m) = Reading Level (dBμV) + Factor (dB/m).

Note 3: Factor (dB/m) = Cable Loss (dB) + Antenna Factor (dB/m).



Site: WZ-AC1	Test Date: 2022-11-30
Limit: FCC_2.4G_RE(3m)	Engineer: Carl Jiang
Probe: BBHA9120D_1167_1-18GHz	Polarity: Horizontal
EUT: WiFi 6 (802.11ax) 4x4 MU-MIMO Dual Band Module	Power: Powered by Test Jig
Test Mode: Transmit by 802.11g at 2427MHz	



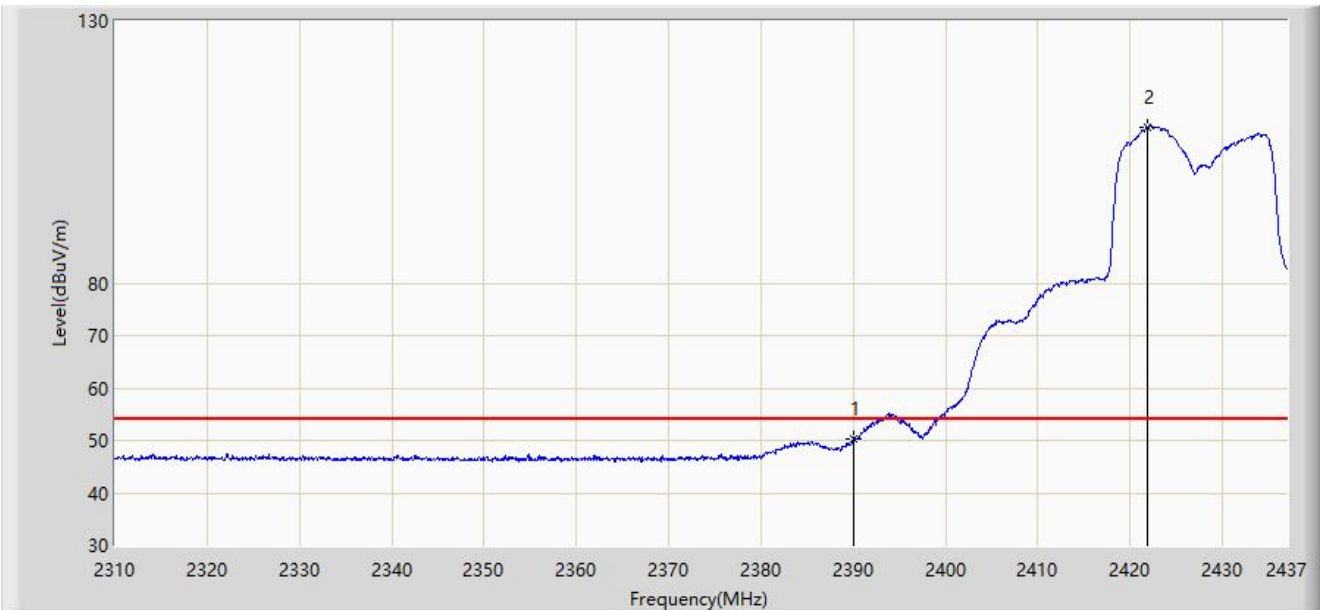
No	Mark	Frequency (MHz)	Measure Level (dBμV/m)	Reading Level (dBμV)	Margin (dB)	Limit (dBμV/m)	Factor (dB/m)	Type
1	*	2384.613	65.971	34.976	-8.029	74.000	30.994	PK
2		2390.000	61.368	30.376	-12.632	74.000	30.992	PK
3		2423.602	118.178	87.260	N/A	N/A	30.917	PK

Note 1: " \* ", means this data is the worst emission level.

Note 2: Measure Level (dBμV/m) = Reading Level (dBμV) + Factor (dB/m).

Note 3: Factor (dB/m) = Cable Loss (dB) + Antenna Factor (dB/m).

Site: WZ-AC1	Test Date: 2022-11-30
Limit: FCC_2.4G_RE(3m)	Engineer: Carl Jiang
Probe: BBHA9120D_1167_1-18GHz	Polarity: Horizontal
EUT: WiFi 6 (802.11ax) 4x4 MU-MIMO Dual Band Module	Power: Powered by Test Jig
Test Mode: Transmit by 802.11g at 2427MHz	



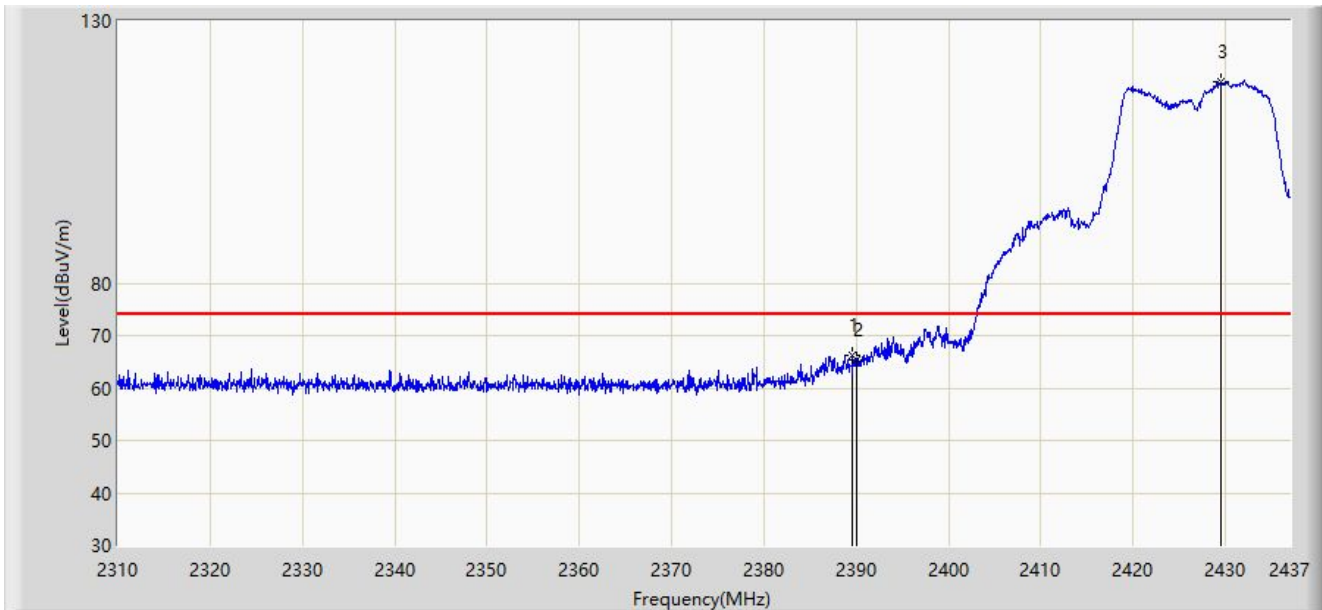
No	Mark	Frequency (MHz)	Measure Level (dBμV/m)	Reading Level (dBμV)	Margin (dB)	Limit (dBμV/m)	Factor (dB/m)	Type
1	*	2390.000	50.209	19.217	-3.791	54.000	30.992	AV
2		2421.887	109.682	78.757	N/A	N/A	30.925	AV

Note 1: " \* ", means this data is the worst emission level.

Note 2: Measure Level (dBμV/m) = Reading Level (dBμV) + Factor (dB/m).

Note 3: Factor (dB/m) = Cable Loss (dB) + Antenna Factor (dB/m).

Site: WZ-AC1	Test Date: 2022-11-30
Limit: FCC_2.4G_RE(3m)	Engineer: Carl Jiang
Probe: BBHA9120D_1167_1-18GHz	Polarity: Vertical
EUT: WiFi 6 (802.11ax) 4x4 MU-MIMO Dual Band Module	Power: Powered by Test Jig
Test Mode: Transmit by 802.11g at 2427MHz	



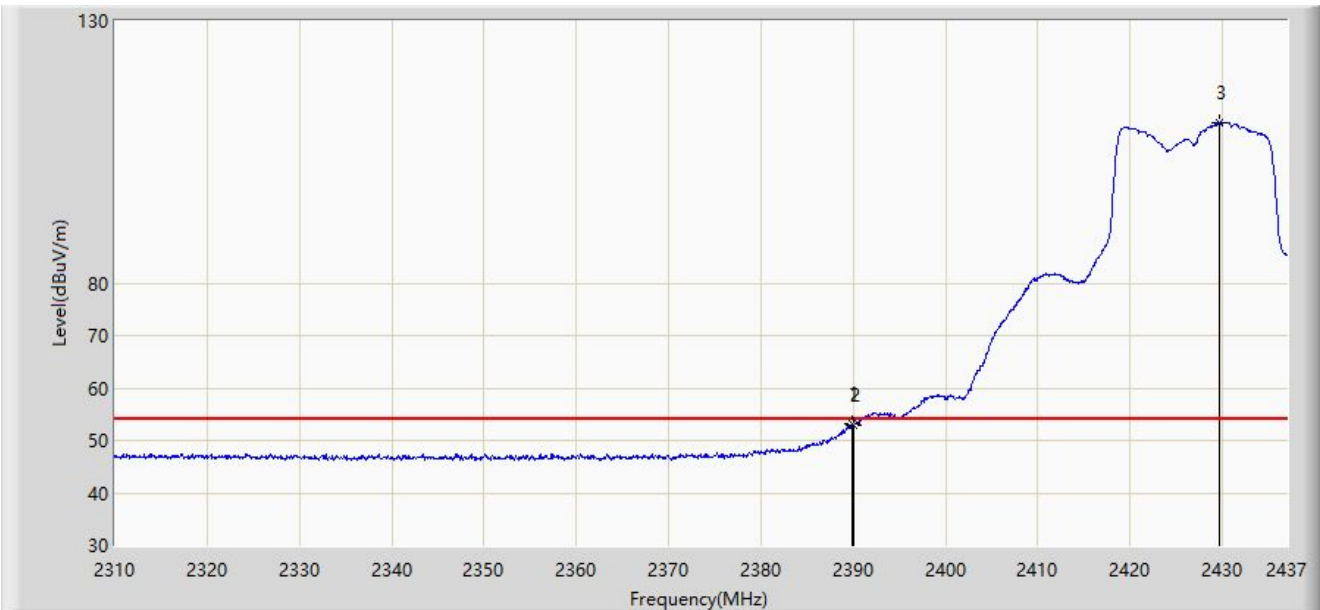
No	Mark	Frequency (MHz)	Measure Level (dBμV/m)	Reading Level (dBμV)	Margin (dB)	Limit (dBμV/m)	Factor (dB/m)	Type
1	*	2389.629	66.100	35.108	-7.900	74.000	30.992	PK
2		2390.000	65.501	34.509	-8.499	74.000	30.992	PK
3		2429.571	118.391	87.497	N/A	N/A	30.893	PK

Note 1: " \* ", means this data is the worst emission level.

Note 2: Measure Level (dBμV/m) = Reading Level (dBμV) + Factor (dB/m).

Note 3: Factor (dB/m) = Cable Loss (dB) + Antenna Factor (dB/m).

Site: WZ-AC1	Test Date: 2022-11-30
Limit: FCC_2.4G_RE(3m)	Engineer: Carl Jiang
Probe: BBHA9120D_1167_1-18GHz	Polarity: Vertical
EUT: WiFi 6 (802.11ax) 4x4 MU-MIMO Dual Band Module	Power: Powered by Test Jig
Test Mode: Transmit by 802.11g at 2427MHz	



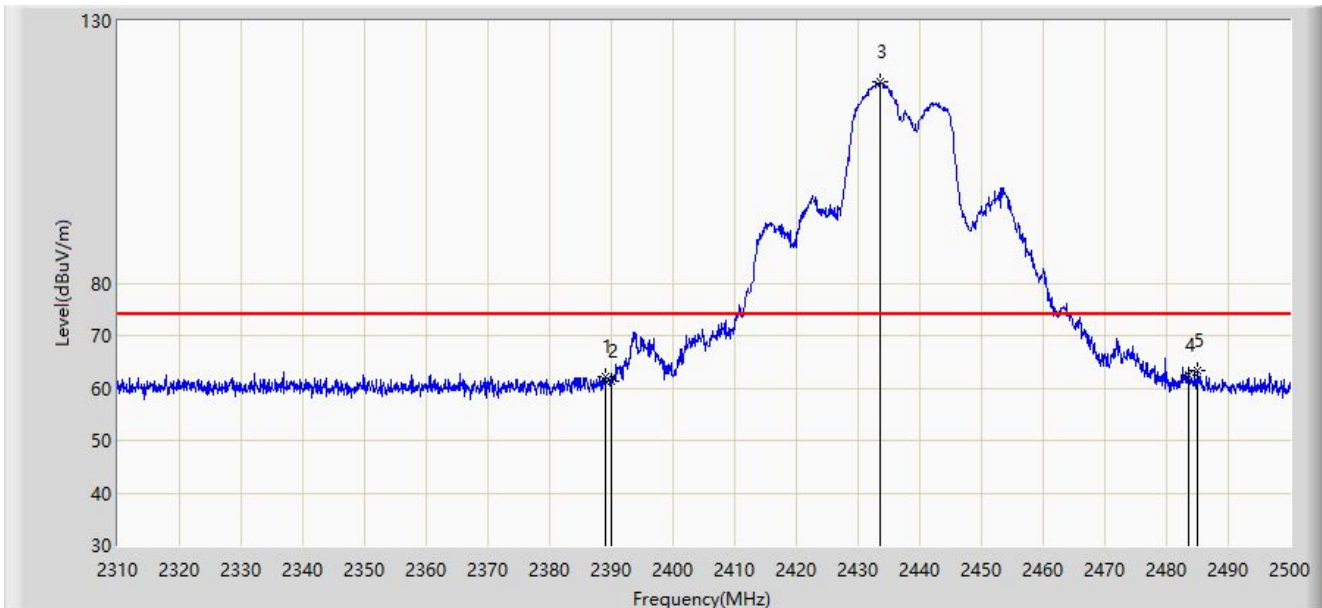
No	Mark	Frequency (MHz)	Measure Level (dB $\mu$ V/m)	Reading Level (dB $\mu$ V)	Margin (dB)	Limit (dB $\mu$ V/m)	Factor (dB/m)	Type
1	*	2389.883	53.064	22.072	-0.936	54.000	30.992	AV
2		2390.000	52.814	21.822	-1.186	54.000	30.992	AV
3		2429.634	110.597	79.704	N/A	N/A	30.893	AV

Note 1: " \* ", means this data is the worst emission level.

Note 2: Measure Level (dB $\mu$ V/m) = Reading Level (dB $\mu$ V) + Factor (dB/m).

Note 3: Factor (dB/m) = Cable Loss (dB) + Antenna Factor (dB/m).

Site: WZ-AC1	Test Date: 2022-12-01
Limit: FCC_2.4G_RE(3m)	Engineer: Carl Jiang
Probe: BBHA9120D_1167_1-18GHz	Polarity: Horizontal
EUT: WiFi 6 (802.11ax) 4x4 MU-MIMO Dual Band Module	Power: Powered by Test Jig
Test Mode: Transmit by 802.11g at 2437MHz	



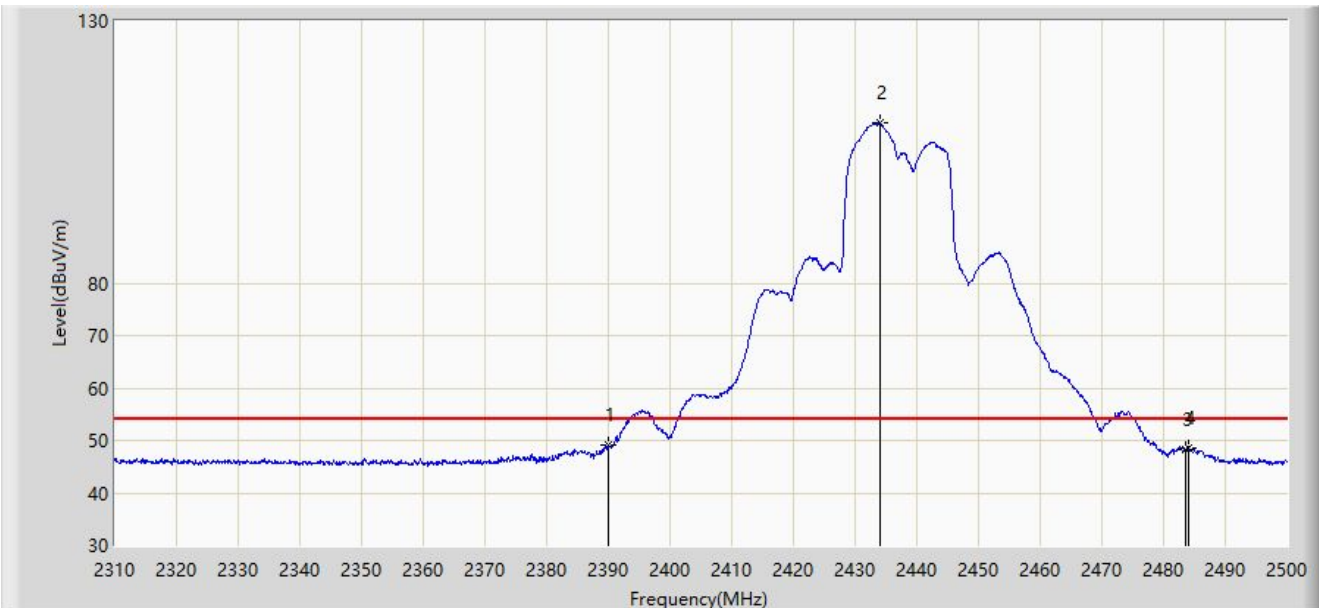
No	Mark	Frequency (MHz)	Measure Level (dBμV/m)	Reading Level (dBμV)	Margin (dB)	Limit (dBμV/m)	Factor (dB/m)	Type
1		2389.040	62.274	31.281	-11.726	74.000	30.993	PK
2		2390.000	61.350	30.358	-12.650	74.000	30.992	PK
3		2433.690	118.532	87.653	N/A	N/A	30.879	PK
4		2483.500	62.531	31.640	-11.469	74.000	30.892	PK
5	*	2485.085	63.355	32.466	-10.645	74.000	30.889	PK

Note 1: " \* ", means this data is the worst emission level.

Note 2: Measure Level (dBμV/m) = Reading Level (dBμV) + Factor (dB/m).

Note 3: Factor (dB/m) = Cable Loss (dB) + Antenna Factor (dB/m).

Site: WZ-AC1	Test Date: 2022-12-01
Limit: FCC_2.4G_RE(3m)	Engineer: Carl Jiang
Probe: BBHA9120D_1167_1-18GHz	Polarity: Horizontal
EUT: WiFi 6 (802.11ax) 4x4 MU-MIMO Dual Band Module	Power: Powered by Test Jig
Test Mode: Transmit by 802.11g at 2437MHz	



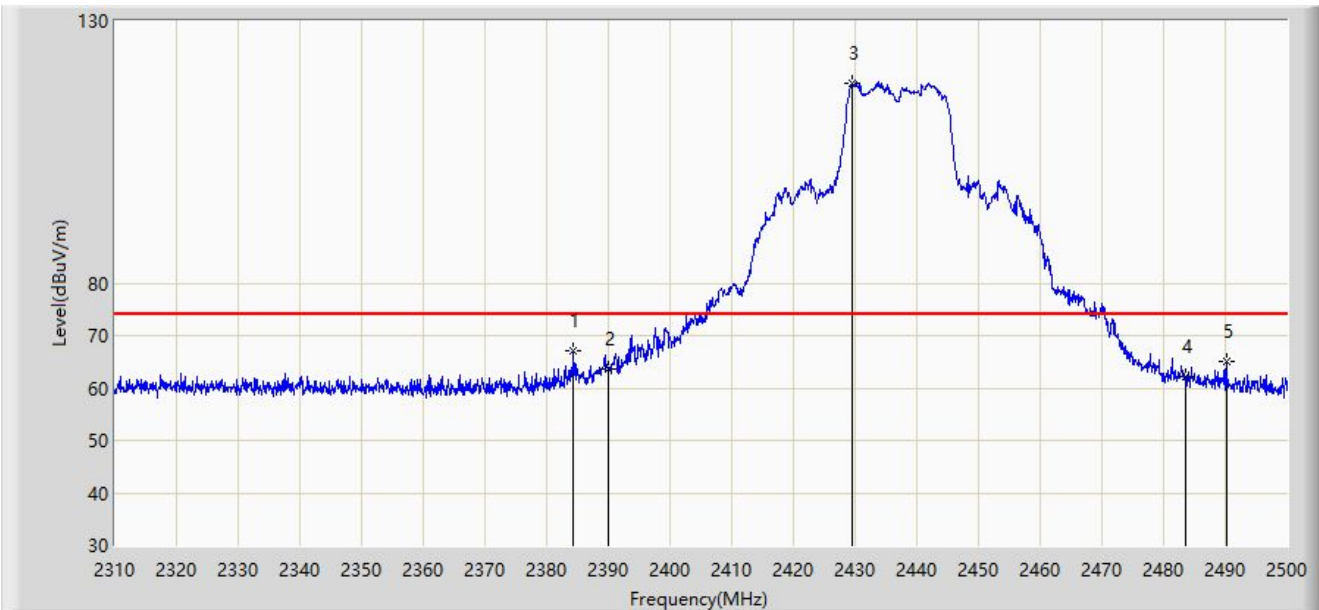
No	Mark	Frequency (MHz)	Measure Level (dBμV/m)	Reading Level (dBμV)	Margin (dB)	Limit (dBμV/m)	Factor (dB/m)	Type
1	*	2390.000	49.044	18.052	-4.956	54.000	30.992	AV
2		2433.975	110.504	79.626	N/A	N/A	30.878	AV
3		2483.500	48.147	17.256	-5.853	54.000	30.892	AV
4		2484.040	48.473	17.582	-5.527	54.000	30.891	AV

Note 1: " \* ", means this data is the worst emission level.

Note 2: Measure Level (dBμV/m) = Reading Level (dBμV) + Factor (dB/m).

Note 3: Factor (dB/m) = Cable Loss (dB) + Antenna Factor (dB/m).

Site: WZ-AC1	Test Date: 2022-12-01
Limit: FCC_2.4G_RE(3m)	Engineer: Carl Jiang
Probe: BBHA9120D_1167_1-18GHz	Polarity: Vertical
EUT: WiFi 6 (802.11ax) 4x4 MU-MIMO Dual Band Module	Power: Powered by Test Jig
Test Mode: Transmit by 802.11g at 2437MHz	



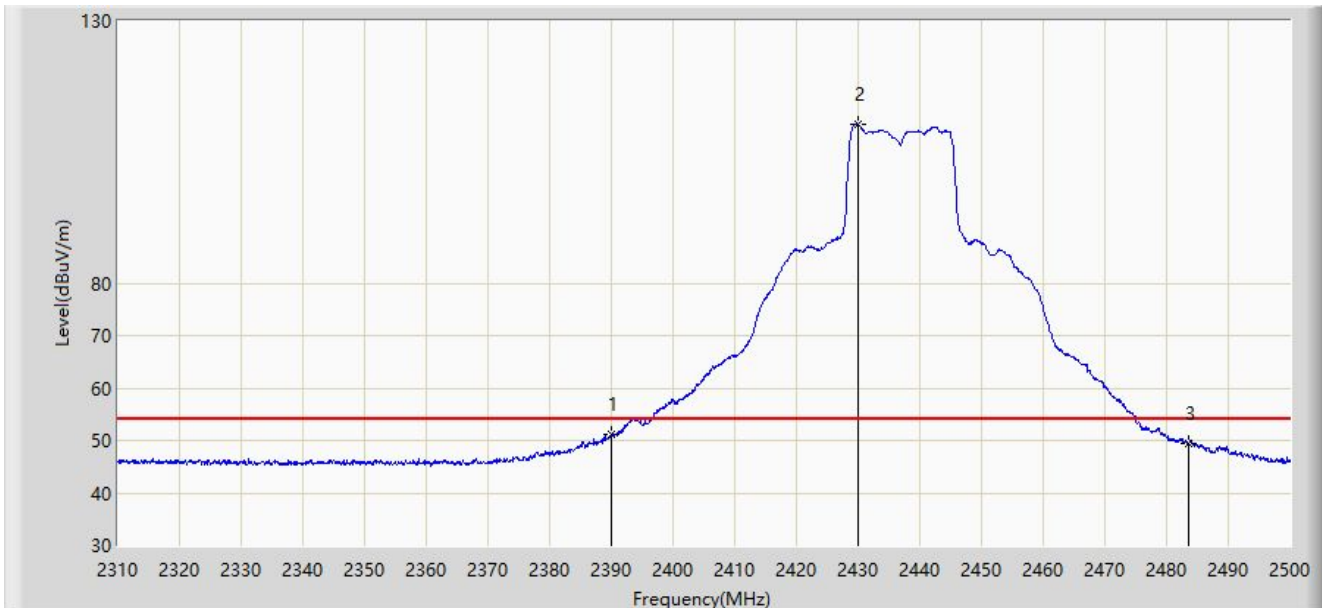
No	Mark	Frequency (MHz)	Measure Level (dBμV/m)	Reading Level (dBμV)	Margin (dB)	Limit (dBμV/m)	Factor (dB/m)	Type
1	*	2384.290	67.224	36.229	-6.776	74.000	30.995	PK
2		2390.000	63.588	32.596	-10.412	74.000	30.992	PK
3		2429.510	118.068	87.174	N/A	N/A	30.894	PK
4		2483.500	62.097	31.206	-11.903	74.000	30.892	PK
5		2490.120	64.985	34.104	-9.015	74.000	30.880	PK

Note 1: " \* ", means this data is the worst emission level.

Note 2: Measure Level (dBμV/m) = Reading Level (dBμV) + Factor (dB/m).

Note 3: Factor (dB/m) = Cable Loss (dB) + Antenna Factor (dB/m).

Site: WZ-AC1	Test Date: 2022-12-01
Limit: FCC_2.4G_RE(3m)	Engineer: Carl Jiang
Probe: BBHA9120D_1167_1-18GHz	Polarity: Vertical
EUT: WiFi 6 (802.11ax) 4x4 MU-MIMO Dual Band Module	Power: Powered by Test Jig
Test Mode: Transmit by 802.11g at 2437MHz	



No	Mark	Frequency (MHz)	Measure Level (dBμV/m)	Reading Level (dBμV)	Margin (dB)	Limit (dBμV/m)	Factor (dB/m)	Type
1	*	2390.000	51.166	20.174	-2.834	54.000	30.992	AV
2		2429.890	110.372	79.480	N/A	N/A	30.893	AV
3		2483.500	49.304	18.413	-4.696	54.000	30.892	AV

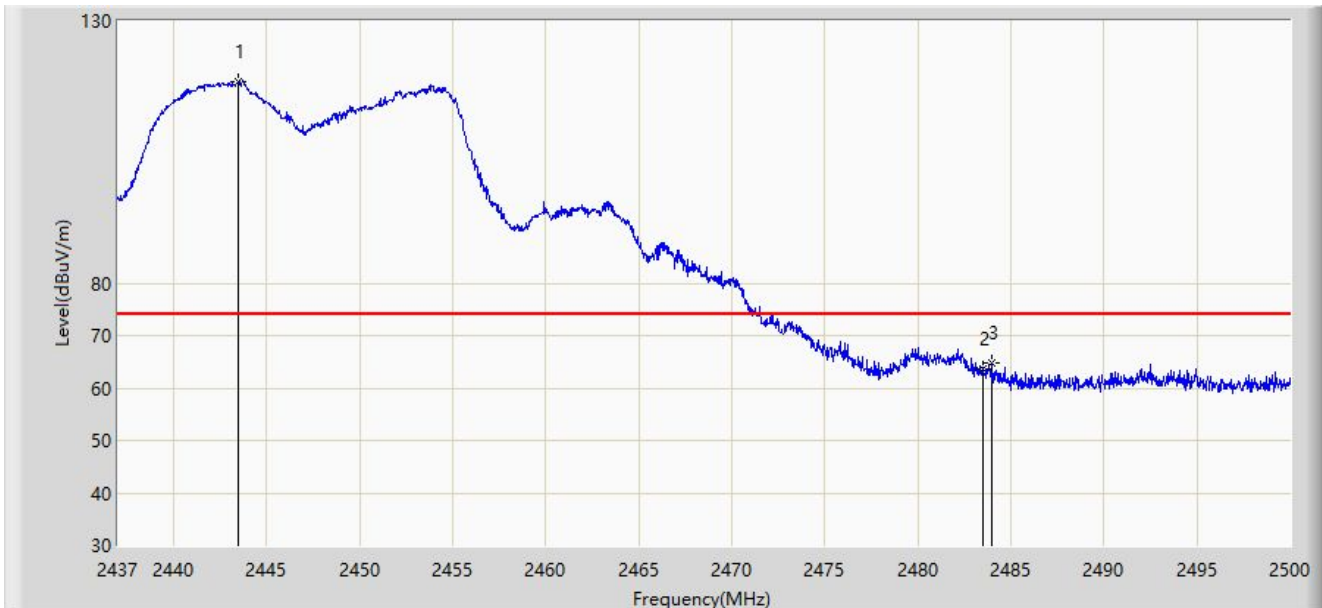
Note 1: " \* ", means this data is the worst emission level.

Note 2: Measure Level (dBμV/m) = Reading Level (dBμV) + Factor (dB/m).

Note 3: Factor (dB/m) = Cable Loss (dB) + Antenna Factor (dB/m).



Site: WZ-AC1	Test Date: 2022-11-30
Limit: FCC_2.4G_RE(3m)	Engineer: Carl Jiang
Probe: BBHA9120D_1167_1-18GHz	Polarity: Horizontal
EUT: WiFi 6 (802.11ax) 4x4 MU-MIMO Dual Band Module	Power: Powered by Test Jig
Test Mode: Transmit by 802.11g at 2447MHz	



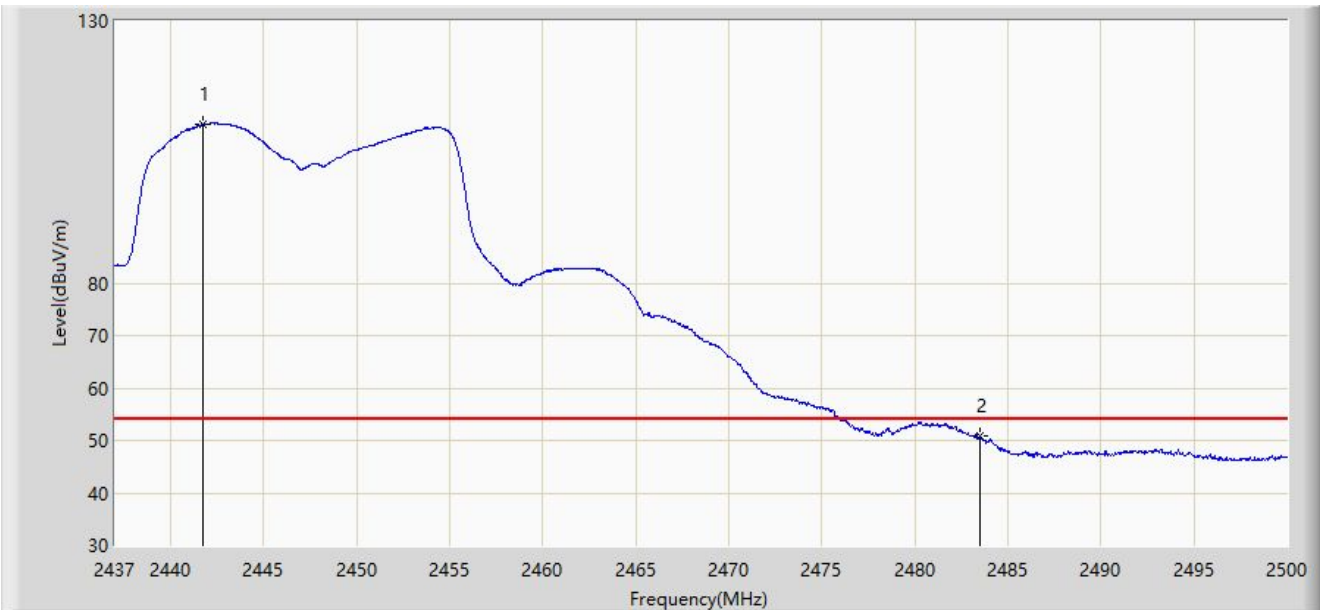
No	Mark	Frequency (MHz)	Measure Level (dBμV/m)	Reading Level (dBμV)	Margin (dB)	Limit (dBμV/m)	Factor (dB/m)	Type
1		2443.458	118.394	87.529	N/A	N/A	30.866	PK
2		2483.500	63.725	32.834	-10.275	74.000	30.892	PK
3	*	2483.998	64.810	33.919	-9.190	74.000	30.891	PK

Note 1: " \* ", means this data is the worst emission level.

Note 2: Measure Level (dBμV/m) = Reading Level (dBμV) + Factor (dB/m).

Note 3: Factor (dB/m) = Cable Loss (dB) + Antenna Factor (dB/m).

Site: WZ-AC1	Test Date: 2022-11-30
Limit: FCC_2.4G_RE(3m)	Engineer: Carl Jiang
Probe: BBHA9120D_1167_1-18GHz	Polarity: Horizontal
EUT: WiFi 6 (802.11ax) 4x4 MU-MIMO Dual Band Module	Power: Powered by Test Jig
Test Mode: Transmit by 802.11g at 2447MHz	



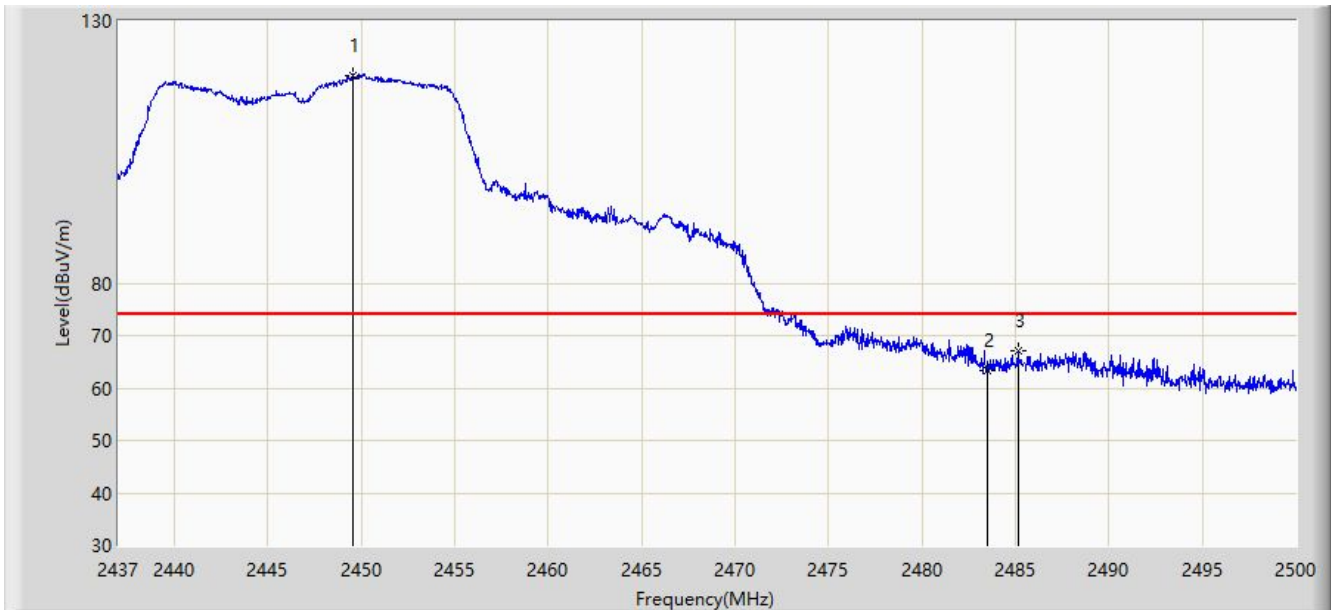
No	Mark	Frequency (MHz)	Measure Level (dBμV/m)	Reading Level (dBμV)	Margin (dB)	Limit (dBμV/m)	Factor (dB/m)	Type
1		2441.725	110.294	79.429	N/A	N/A	30.865	AV
2	*	2483.500	50.761	19.870	-3.239	54.000	30.892	AV

Note 1: " \* ", means this data is the worst emission level.

Note 2: Measure Level (dBμV/m) = Reading Level (dBμV) + Factor (dB/m).

Note 3: Factor (dB/m) = Cable Loss (dB) + Antenna Factor (dB/m).

Site: WZ-AC1	Test Date: 2022-11-30
Limit: FCC_2.4G_RE(3m)	Engineer: Carl Jiang
Probe: BBHA9120D_1167_1-18GHz	Polarity: Vertical
EUT: WiFi 6 (802.11ax) 4x4 MU-MIMO Dual Band Module	Power: Powered by Test Jig
Test Mode: Transmit by 802.11g at 2447MHz	



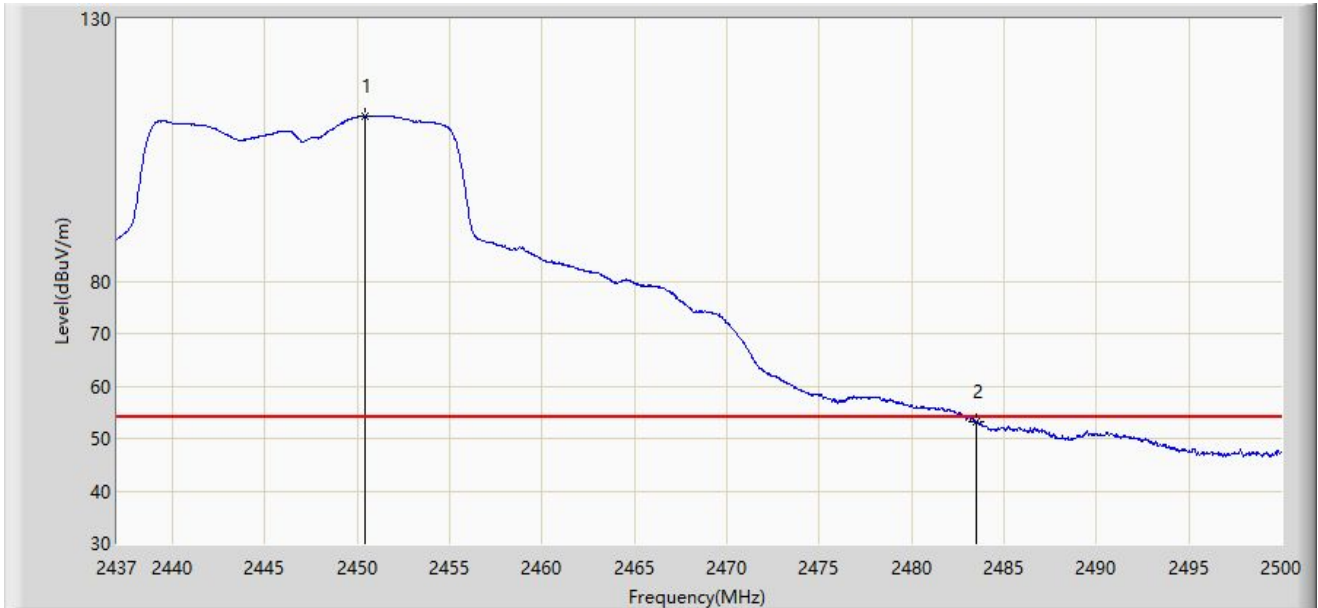
No	Mark	Frequency (MHz)	Measure Level (dBμV/m)	Reading Level (dBμV)	Margin (dB)	Limit (dBμV/m)	Factor (dB/m)	Type
1		2449.537	119.616	88.748	N/A	N/A	30.868	PK
2		2483.500	63.344	32.453	-10.656	74.000	30.892	PK
3	*	2485.132	67.002	36.113	-6.998	74.000	30.889	PK

Note 1: " \* ", means this data is the worst emission level.

Note 2: Measure Level (dBμV/m) = Reading Level (dBμV) + Factor (dB/m).

Note 3: Factor (dB/m) = Cable Loss (dB) + Antenna Factor (dB/m).

Site: WZ-AC1	Test Date: 2022-11-30
Limit: FCC_2.4G_RE(3m)	Engineer: Carl Jiang
Probe: BBHA9120D_1167_1-18GHz	Polarity: Vertical
EUT: WiFi 6 (802.11ax) 4x4 MU-MIMO Dual Band Module	Power: Powered by Test Jig
Test Mode: Transmit by 802.11g at 2447MHz	



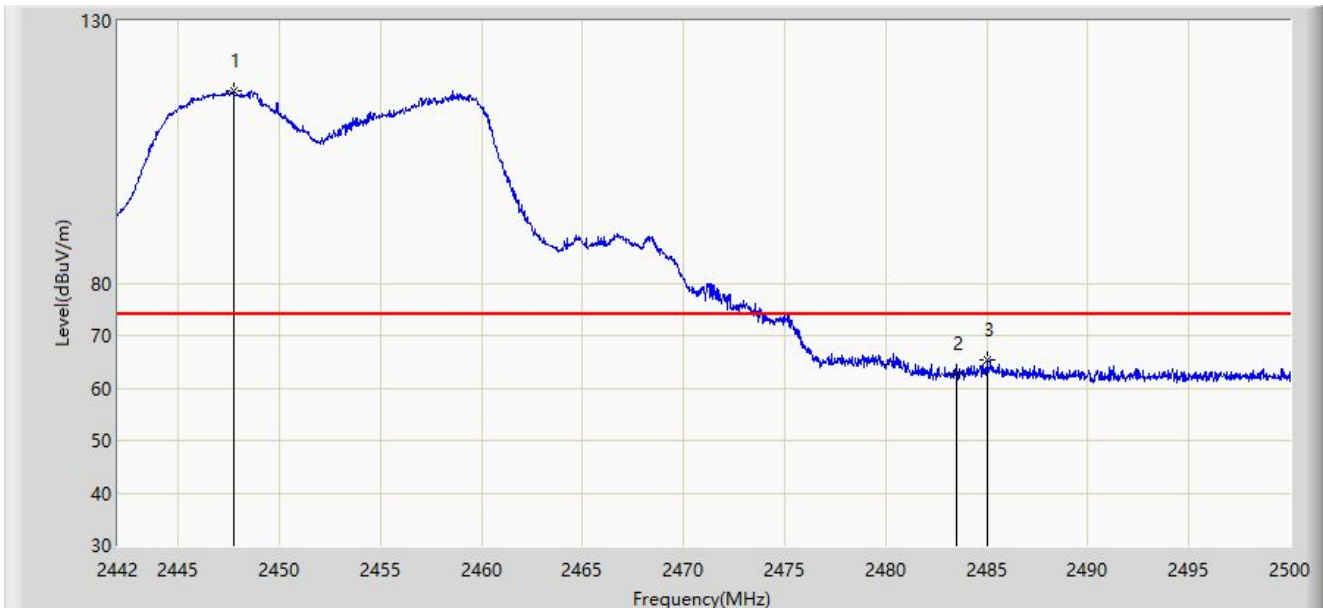
No	Mark	Frequency (MHz)	Measure Level (dBμV/m)	Reading Level (dBμV)	Margin (dB)	Limit (dBμV/m)	Factor (dB/m)	Type
1		2450.419	111.550	80.681	N/A	N/A	30.869	AV
2	*	2483.500	53.159	22.268	-0.841	54.000	30.892	AV

Note 1: " \* ", means this data is the worst emission level.

Note 2: Measure Level (dBμV/m) = Reading Level (dBμV) + Factor (dB/m).

Note 3: Factor (dB/m) = Cable Loss (dB) + Antenna Factor (dB/m).

Site: WZ-AC1	Test Date: 2022-11-30
Limit: FCC_2.4G_RE(3m)	Engineer: Carl Jiang
Probe: BBHA9120D_1167_1-18GHz	Polarity: Horizontal
EUT: WiFi 6 (802.11ax) 4x4 MU-MIMO Dual Band Module	Power: Powered by Test Jig
Test Mode: Transmit by 802.11g at 2452MHz	



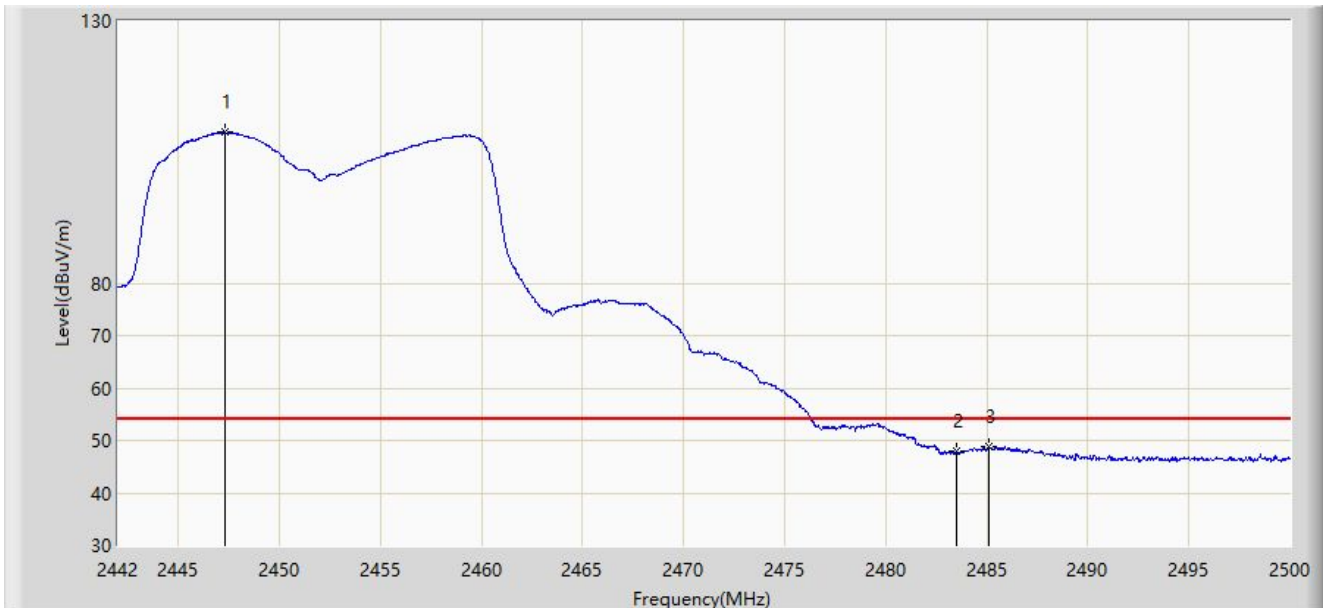
No	Mark	Frequency (MHz)	Measure Level (dB $\mu$ V/m)	Reading Level (dB $\mu$ V)	Margin (dB)	Limit (dB $\mu$ V/m)	Factor (dB/m)	Type
1		2447.742	116.769	85.902	N/A	N/A	30.867	PK
2		2483.500	62.633	31.742	-11.367	74.000	30.892	PK
3	*	2485.007	65.306	34.417	-8.694	74.000	30.889	PK

Note 1: " \* ", means this data is the worst emission level.

Note 2: Measure Level (dB $\mu$ V/m) = Reading Level (dB $\mu$ V) + Factor (dB/m).

Note 3: Factor (dB/m) = Cable Loss (dB) + Antenna Factor (dB/m).

Site: WZ-AC1	Test Date: 2022-11-30
Limit: FCC_2.4G_RE(3m)	Engineer: Carl Jiang
Probe: BBHA9120D_1167_1-18GHz	Polarity: Horizontal
EUT: WiFi 6 (802.11ax) 4x4 MU-MIMO Dual Band Module	Power: Powered by Test Jig
Test Mode: Transmit by 802.11g at 2452MHz	



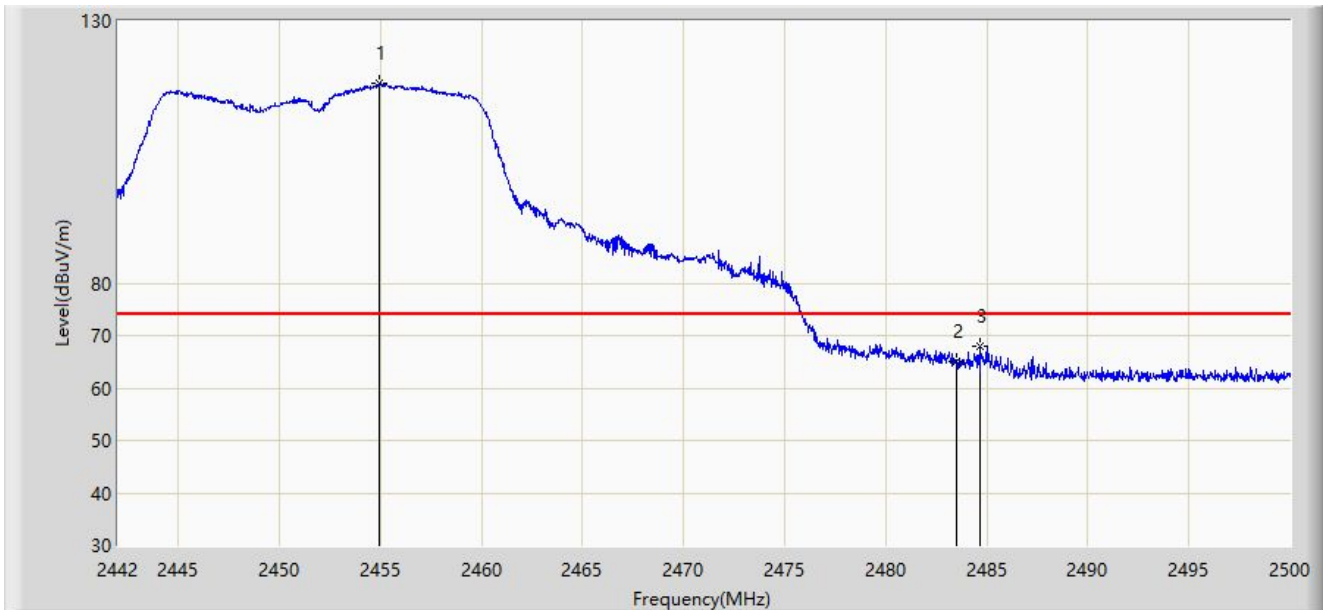
No	Mark	Frequency (MHz)	Measure Level (dBμV/m)	Reading Level (dBμV)	Margin (dB)	Limit (dBμV/m)	Factor (dB/m)	Type
1		2447.278	108.746	77.879	N/A	N/A	30.867	AV
2		2483.500	47.978	17.087	-6.022	54.000	30.892	AV
3	*	2485.065	48.949	18.060	-5.051	54.000	30.889	AV

Note 1: " \* ", means this data is the worst emission level.

Note 2: Measure Level (dBμV/m) = Reading Level (dBμV) + Factor (dB/m).

Note 3: Factor (dB/m) = Cable Loss (dB) + Antenna Factor (dB/m).

Site: WZ-AC1	Test Date: 2022-11-30
Limit: FCC_2.4G_RE(3m)	Engineer: Carl Jiang
Probe: BBHA9120D_1167_1-18GHz	Polarity: Vertical
EUT: WiFi 6 (802.11ax) 4x4 MU-MIMO Dual Band Module	Power: Powered by Test Jig
Test Mode: Transmit by 802.11g at 2452MHz	



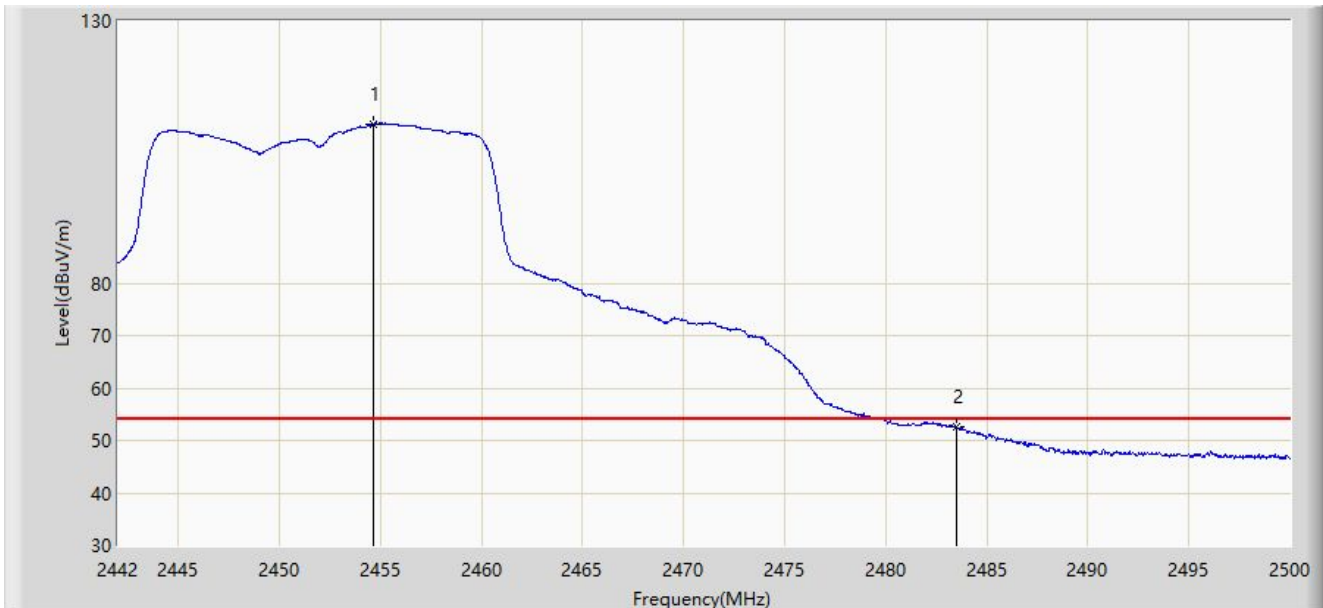
No	Mark	Frequency (MHz)	Measure Level (dB $\mu$ V/m)	Reading Level (dB $\mu$ V)	Margin (dB)	Limit (dB $\mu$ V/m)	Factor (dB/m)	Type
1		2454.905	118.133	87.262	N/A	N/A	30.871	PK
2		2483.500	64.933	34.042	-9.067	74.000	30.892	PK
3	*	2484.630	67.896	37.006	-6.104	74.000	30.890	PK

Note 1: " \* ", means this data is the worst emission level.

Note 2: Measure Level (dB $\mu$ V/m) = Reading Level (dB $\mu$ V) + Factor (dB/m).

Note 3: Factor (dB/m) = Cable Loss (dB) + Antenna Factor (dB/m).

Site: WZ-AC1	Test Date: 2022-11-30
Limit: FCC_2.4G_RE(3m)	Engineer: Carl Jiang
Probe: BBHA9120D_1167_1-18GHz	Polarity: Vertical
EUT: WiFi 6 (802.11ax) 4x4 MU-MIMO Dual Band Module	Power: Powered by Test Jig
Test Mode: Transmit by 802.11g at 2452MHz	



No	Mark	Frequency (MHz)	Measure Level (dB $\mu$ V/m)	Reading Level (dB $\mu$ V)	Margin (dB)	Limit (dB $\mu$ V/m)	Factor (dB/m)	Type
1		2454.615	110.283	79.412	N/A	N/A	30.871	AV
2	*	2483.500	52.469	21.578	-1.531	54.000	30.892	AV

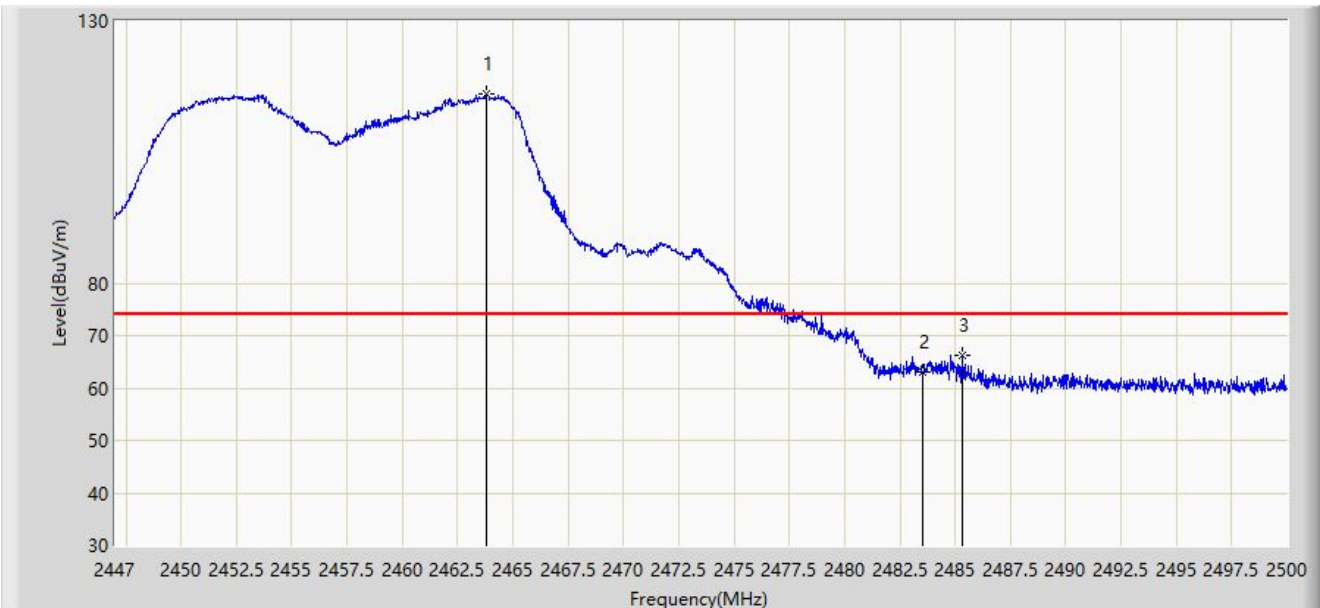
Note 1: " \* ", means this data is the worst emission level.

Note 2: Measure Level (dB $\mu$ V/m) = Reading Level (dB $\mu$ V) + Factor (dB/m).

Note 3: Factor (dB/m) = Cable Loss (dB) + Antenna Factor (dB/m).



Site: WZ-AC1	Test Date: 2022-11-30
Limit: FCC_2.4G_RE(3m)	Engineer: Carl Jiang
Probe: BBHA9120D_1167_1-18GHz	Polarity: Horizontal
EUT: WiFi 6 (802.11ax) 4x4 MU-MIMO Dual Band Module	Power: Powered by Test Jig
Test Mode: Transmit by 802.11g at 2457MHz	



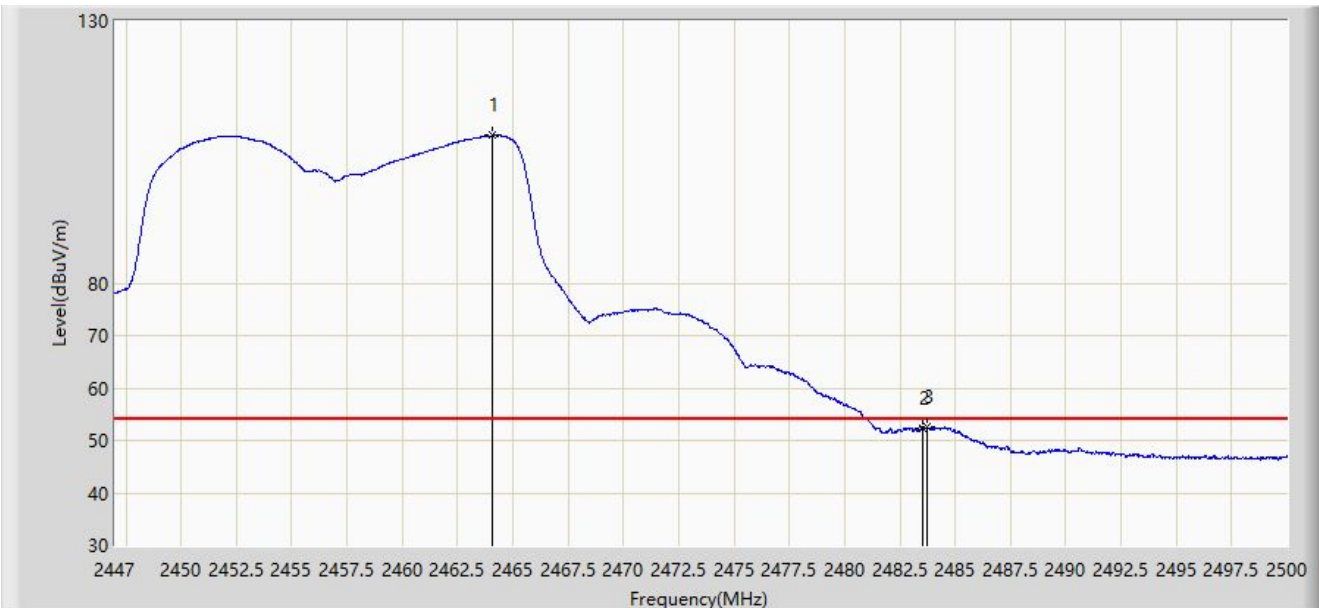
No	Mark	Frequency (MHz)	Measure Level (dBμV/m)	Reading Level (dBμV)	Margin (dB)	Limit (dBμV/m)	Factor (dB/m)	Type
1		2463.827	116.038	85.152	N/A	N/A	30.886	PK
2		2483.500	63.184	32.293	-10.816	74.000	30.892	PK
3	*	2485.319	66.198	35.310	-7.802	74.000	30.889	PK

Note 1: " \* ", means this data is the worst emission level.

Note 2: Measure Level (dBμV/m) = Reading Level (dBμV) + Factor (dB/m).

Note 3: Factor (dB/m) = Cable Loss (dB) + Antenna Factor (dB/m).

Site: WZ-AC1	Test Date: 2022-11-30
Limit: FCC_2.4G_RE(3m)	Engineer: Carl Jiang
Probe: BBHA9120D_1167_1-18GHz	Polarity: Horizontal
EUT: WiFi 6 (802.11ax) 4x4 MU-MIMO Dual Band Module	Power: Powered by Test Jig
Test Mode: Transmit by 802.11g at 2457MHz	



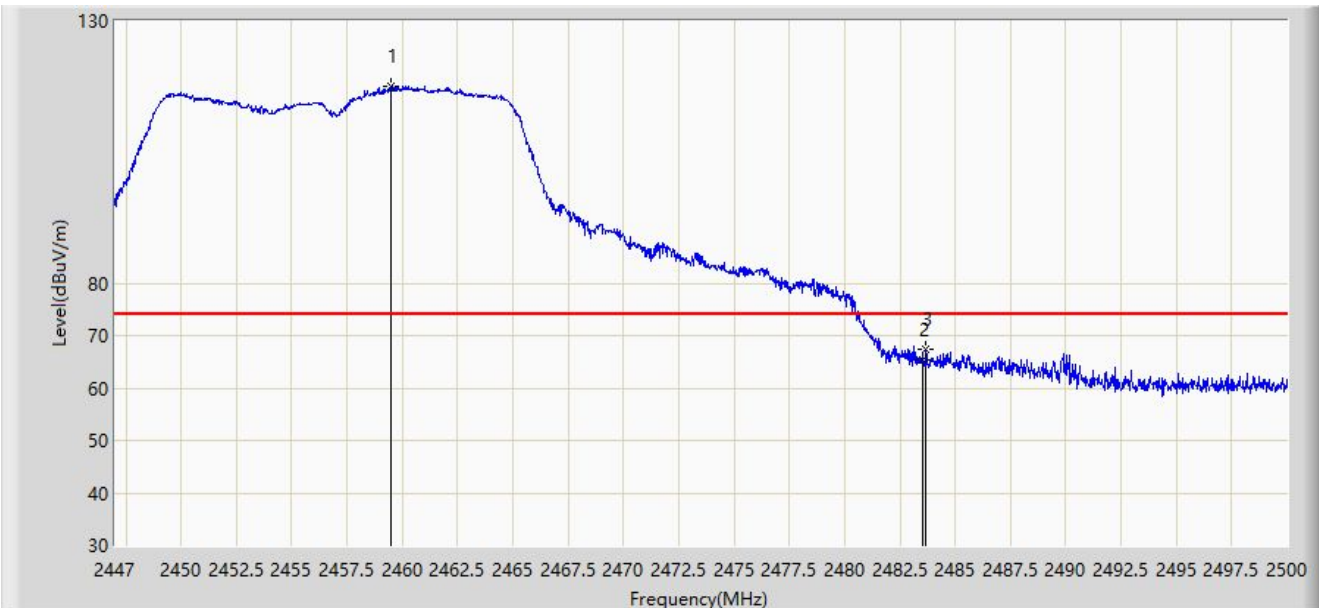
No	Mark	Frequency (MHz)	Measure Level (dB $\mu$ V/m)	Reading Level (dB $\mu$ V)	Margin (dB)	Limit (dB $\mu$ V/m)	Factor (dB/m)	Type
1		2464.040	108.145	77.258	N/A	N/A	30.886	AV
2		2483.500	52.259	21.368	-1.741	54.000	30.892	AV
3	*	2483.756	52.496	21.605	-1.504	54.000	30.891	AV

Note 1: " \* ", means this data is the worst emission level.

Note 2: Measure Level (dB $\mu$ V/m) = Reading Level (dB $\mu$ V) + Factor (dB/m).

Note 3: Factor (dB/m) = Cable Loss (dB) + Antenna Factor (dB/m).

Site: WZ-AC1	Test Date: 2022-11-30
Limit: FCC_2.4G_RE(3m)	Engineer: Carl Jiang
Probe: BBHA9120D_1167_1-18GHz	Polarity: Vertical
EUT: WiFi 6 (802.11ax) 4x4 MU-MIMO Dual Band Module	Power: Powered by Test Jig
Test Mode: Transmit by 802.11g at 2457MHz	



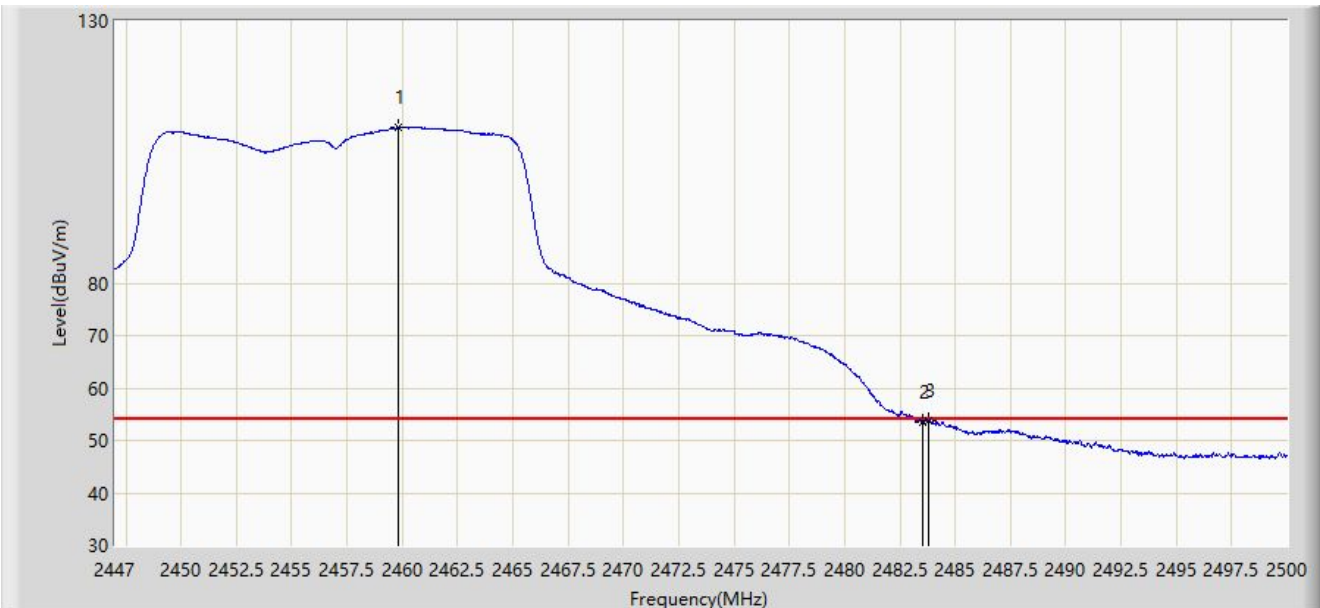
No	Mark	Frequency (MHz)	Measure Level (dB $\mu$ V/m)	Reading Level (dB $\mu$ V)	Margin (dB)	Limit (dB $\mu$ V/m)	Factor (dB/m)	Type
1		2459.481	117.493	86.616	N/A	N/A	30.877	PK
2		2483.500	65.410	34.519	-8.590	74.000	30.892	PK
3	*	2483.676	67.366	36.475	-6.634	74.000	30.892	PK

Note 1: " \* ", means this data is the worst emission level.

Note 2: Measure Level (dB $\mu$ V/m) = Reading Level (dB $\mu$ V) + Factor (dB/m).

Note 3: Factor (dB/m) = Cable Loss (dB) + Antenna Factor (dB/m).

Site: WZ-AC1	Test Date: 2022-11-30 -
Limit: FCC_2.4G_RE(3m)	Engineer: Carl Jiang
Probe: BBHA9120D_1167_1-18GHz	Polarity: Vertical
EUT: WiFi 6 (802.11ax) 4x4 MU-MIMO Dual Band Module	Power: Powered by Test Jig
Test Mode: Transmit by 802.11g at 2457MHz	



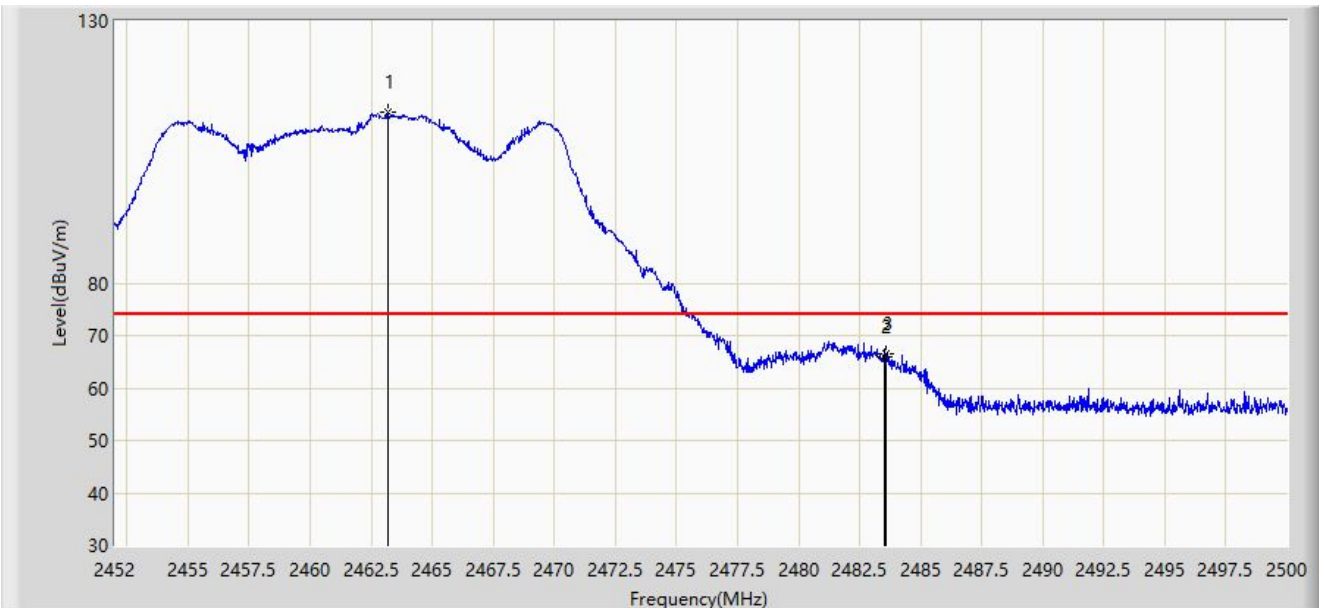
No	Mark	Frequency (MHz)	Measure Level (dBμV/m)	Reading Level (dBμV)	Margin (dB)	Limit (dBμV/m)	Factor (dB/m)	Type
1		2459.800	109.660	78.782	N/A	N/A	30.878	AV
2		2483.500	53.349	22.458	-0.651	54.000	30.892	AV
3	*	2483.782	53.830	22.939	-0.170	54.000	30.891	AV

Note 1: " \* ", means this data is the worst emission level.

Note 2: Measure Level (dBμV/m) = Reading Level (dBμV) + Factor (dB/m).

Note 3: Factor (dB/m) = Cable Loss (dB) + Antenna Factor (dB/m).

Site: WZ-AC1	Test Date: 2022-11-19
Limit: FCC_2.4G_RE(3m)	Engineer: Carl Jiang
Probe: BBHA9120D_1167_1-18GHz	Polarity: Horizontal
EUT: WiFi 6 (802.11ax) 4x4 MU-MIMO Dual Band Module	Power: Powered by Test Jig
Test Mode: Transmit by 802.11g at 2462MHz	



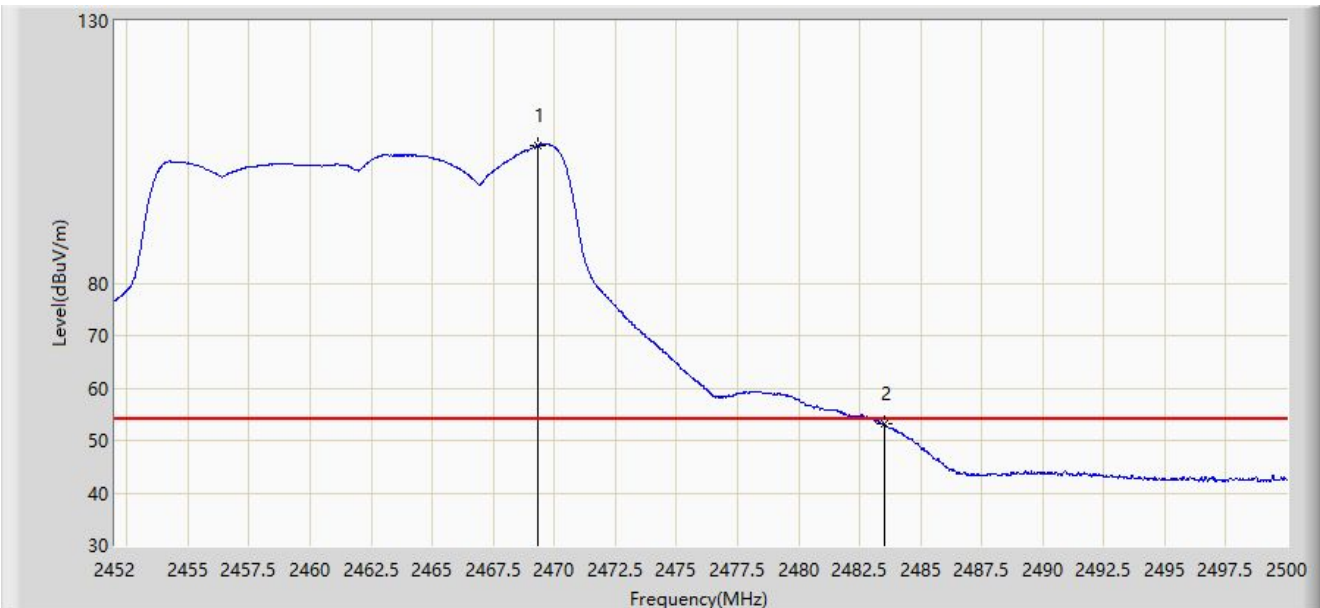
No	Mark	Frequency (MHz)	Measure Level (dBμV/m)	Reading Level (dBμV)	Margin (dB)	Limit (dBμV/m)	Factor (dB/m)	Type
1		2463.160	112.499	81.615	N/A	N/A	30.885	PK
2		2483.500	66.077	35.186	-7.923	74.000	30.892	PK
3	*	2483.560	66.592	35.701	-7.408	74.000	30.892	PK

Note 1: " \* ", means this data is the worst emission level.

Note 2: Measure Level (dBμV/m) = Reading Level (dBμV) + Factor (dB/m).

Note 3: Factor (dB/m) = Cable Loss (dB) + Antenna Factor (dB/m).

Site: WZ-AC1	Test Date: 2022-11-19
Limit: FCC_2.4G_RE(3m)	Engineer: Carl Jiang
Probe: BBHA9120D_1167_1-18GHz	Polarity: Horizontal
EUT: WiFi 6 (802.11ax) 4x4 MU-MIMO Dual Band Module	Power: Powered by Test Jig
Test Mode: Transmit by 802.11g at 2462MHz	



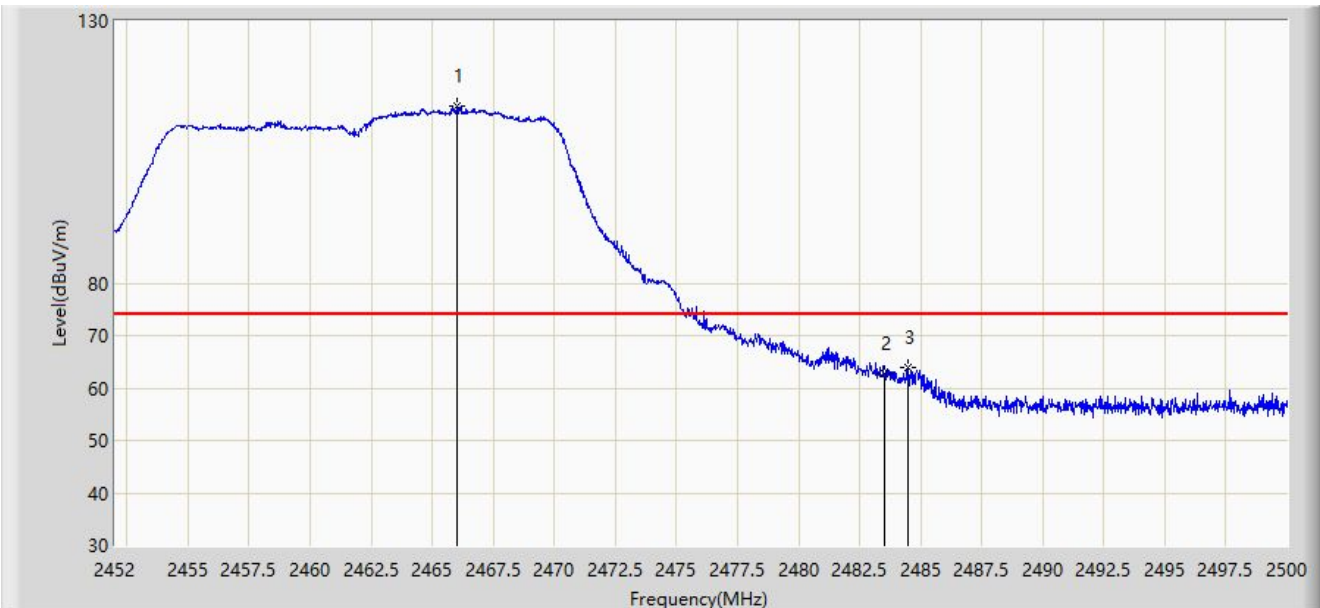
No	Mark	Frequency (MHz)	Measure Level (dBμV/m)	Reading Level (dBμV)	Margin (dB)	Limit (dBμV/m)	Factor (dB/m)	Type
1		2469.352	106.251	75.352	N/A	N/A	30.898	AV
2	*	2483.500	53.257	22.366	-0.743	54.000	30.892	AV

Note 1: " \* ", means this data is the worst emission level.

Note 2: Measure Level (dBμV/m) = Reading Level (dBμV) + Factor (dB/m).

Note 3: Factor (dB/m) = Cable Loss (dB) + Antenna Factor (dB/m).

Site: WZ-AC1	Test Date: 2022-11-19
Limit: FCC_2.4G_RE(3m)	Engineer: Carl Jiang
Probe: BBHA9120D_1167_1-18GHz	Polarity: Vertical
EUT: WiFi 6 (802.11ax) 4x4 MU-MIMO Dual Band Module	Power: Powered by Test Jig
Test Mode: Transmit by 802.11g at 2462MHz	



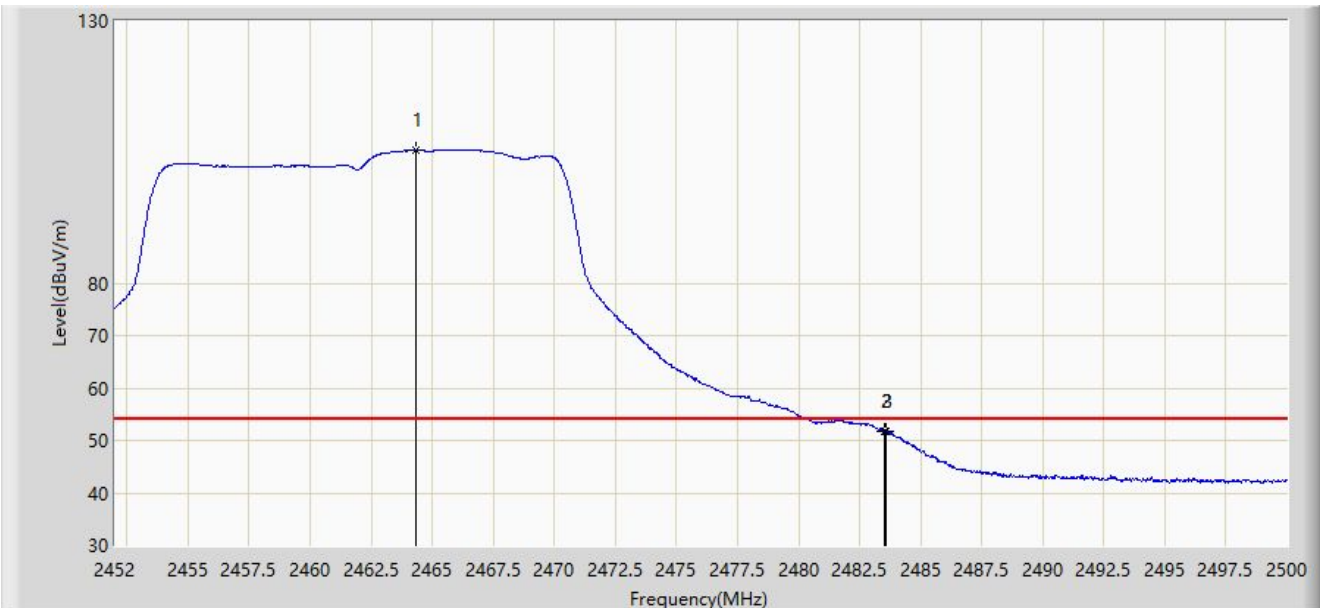
No	Mark	Frequency (MHz)	Measure Level (dB $\mu$ V/m)	Reading Level (dB $\mu$ V)	Margin (dB)	Limit (dB $\mu$ V/m)	Factor (dB/m)	Type
1		2465.992	113.801	82.910	N/A	N/A	30.891	PK
2		2483.500	62.712	31.821	-11.288	74.000	30.892	PK
3	*	2484.472	63.910	33.020	-10.090	74.000	30.890	PK

Note 1: " \* ", means this data is the worst emission level.

Note 2: Measure Level (dB $\mu$ V/m) = Reading Level (dB $\mu$ V) + Factor (dB/m).

Note 3: Factor (dB/m) = Cable Loss (dB) + Antenna Factor (dB/m).

Site: WZ-AC1	Test Date: 2022-11-19
Limit: FCC_2.4G_RE(3m)	Engineer: Carl Jiang
Probe: BBHA9120D_1167_1-18GHz	Polarity: Vertical
EUT: WiFi 6 (802.11ax) 4x4 MU-MIMO Dual Band Module	Power: Powered by Test Jig
Test Mode: Transmit by 802.11g at 2462MHz	



No	Mark	Frequency (MHz)	Measure Level (dBμV/m)	Reading Level (dBμV)	Margin (dB)	Limit (dBμV/m)	Factor (dB/m)	Type
1		2464.312	105.369	74.482	N/A	N/A	30.887	AV
2		2483.500	51.826	20.935	-2.174	54.000	30.892	AV
3	*	2483.560	51.867	20.976	-2.133	54.000	30.892	AV

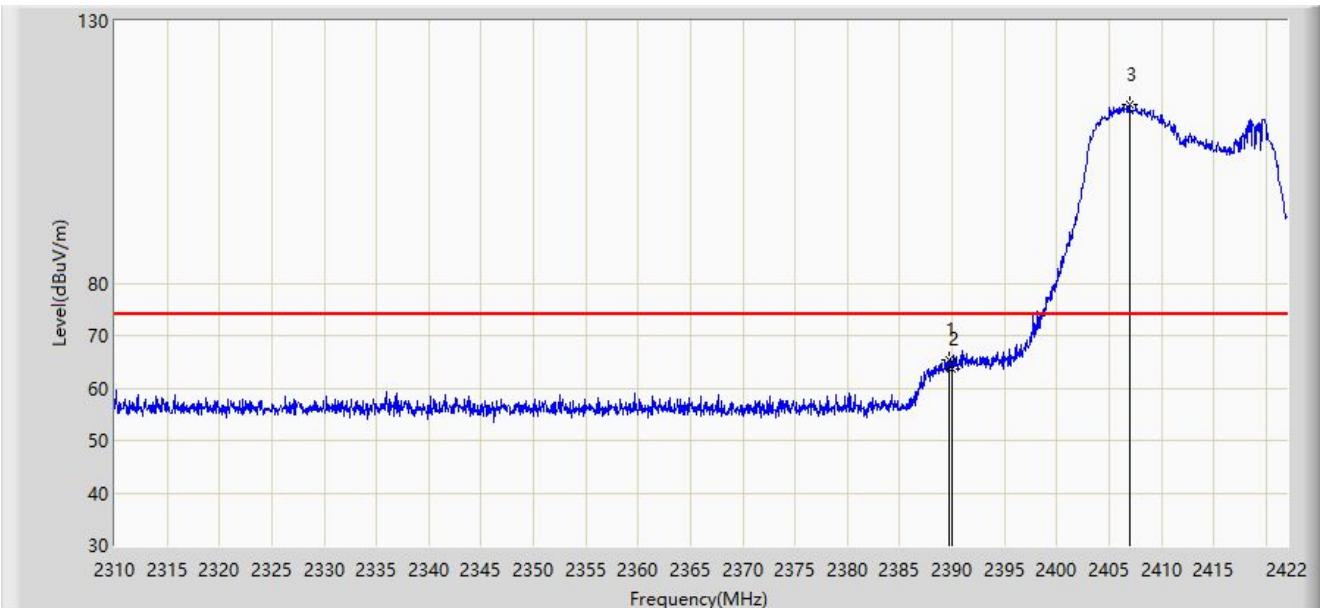
Note 1: " \* ", means this data is the worst emission level.

Note 2: Measure Level (dBμV/m) = Reading Level (dBμV) + Factor (dB/m).

Note 3: Factor (dB/m) = Cable Loss (dB) + Antenna Factor (dB/m).



Site: WZ-AC1	Test Date: 2022-11-19
Limit: FCC_2.4G_RE(3m)	Engineer: Carl Jiang
Probe: BBHA9120D_1167_1-18GHz	Polarity: Horizontal
EUT: WiFi 6 (802.11ax) 4x4 MU-MIMO Dual Band Module	Power: Powered by Test Jig
Test Mode: Transmit by 802.11n-HT20 at 2412MHz	



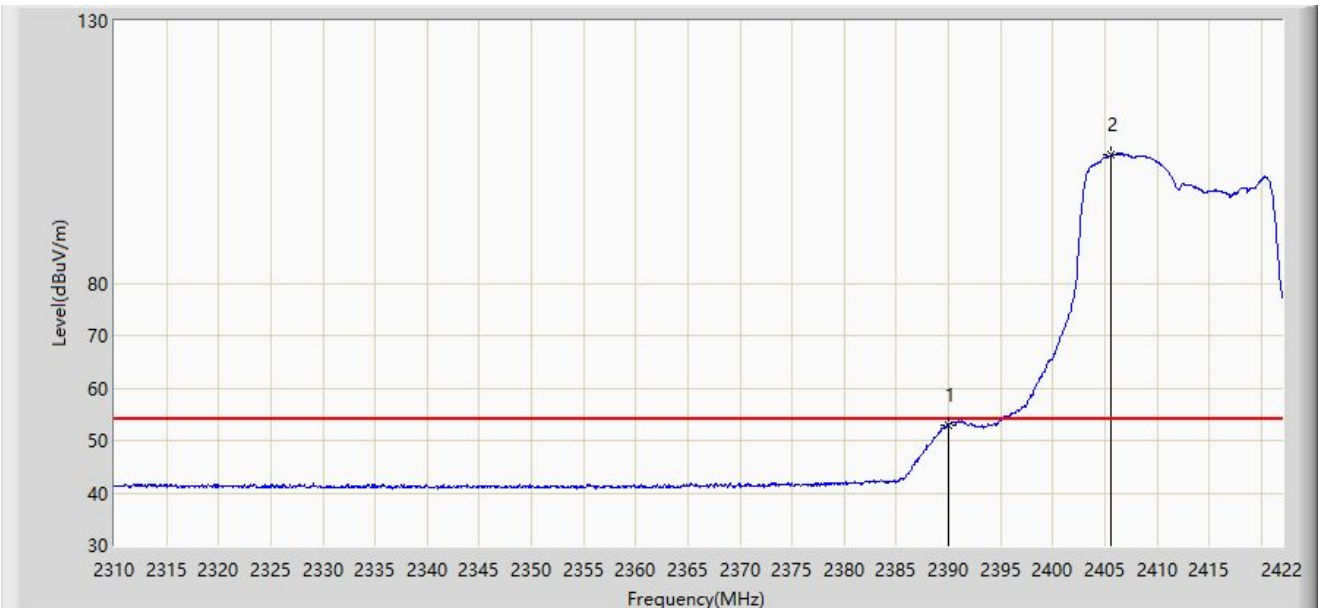
No	Mark	Frequency (MHz)	Measure Level (dBμV/m)	Reading Level (dBμV)	Margin (dB)	Limit (dBμV/m)	Factor (dB/m)	Type
1	*	2389.688	65.475	34.483	-8.525	74.000	30.992	PK
2		2390.000	63.606	32.614	-10.394	74.000	30.992	PK
3		2406.992	114.084	83.113	N/A	N/A	30.971	PK

Note 1: " \* ", means this data is the worst emission level.

Note 2: Measure Level (dBμV/m) = Reading Level (dBμV) + Factor (dB/m).

Note 3: Factor (dB/m) = Cable Loss (dB) + Antenna Factor (dB/m).

Site: WZ-AC1	Test Date: 2022-11-19
Limit: FCC_2.4G_RE(3m)	Engineer: Carl Jiang
Probe: BBHA9120D_1167_1-18GHz	Polarity: Horizontal
EUT: WiFi 6 (802.11ax) 4x4 MU-MIMO Dual Band Module	Power: Powered by Test Jig
Test Mode: Transmit by 802.11n-HT20 at 2412MHz	



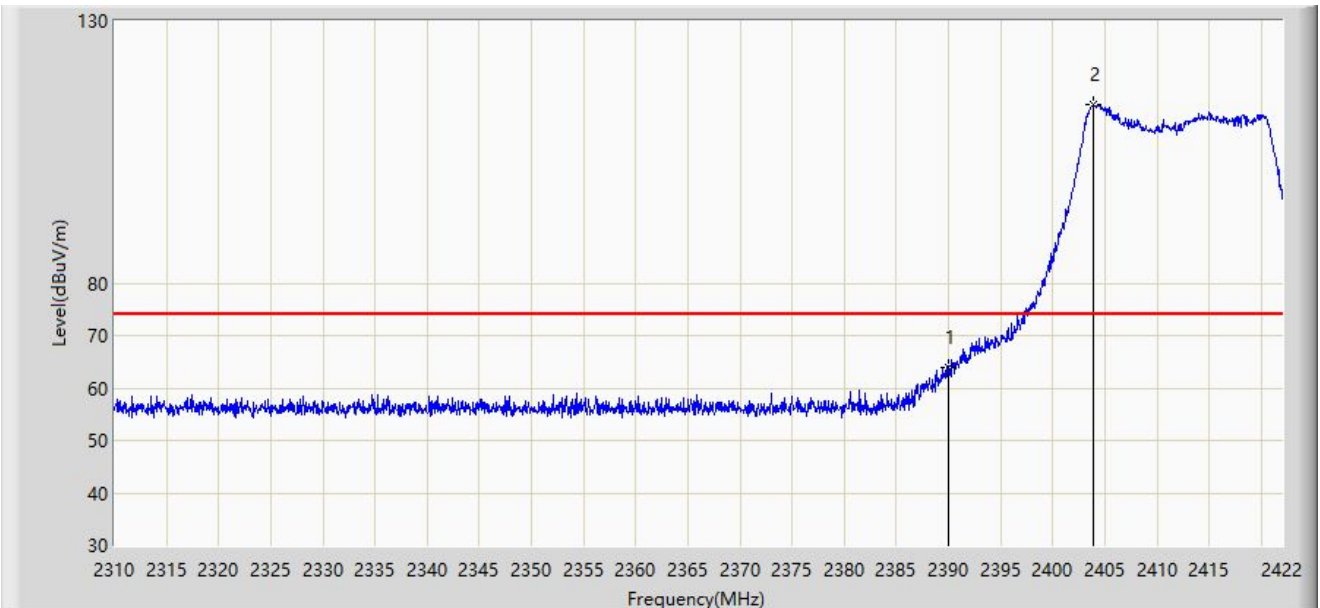
No	Mark	Frequency (MHz)	Measure Level (dB $\mu$ V/m)	Reading Level (dB $\mu$ V)	Margin (dB)	Limit (dB $\mu$ V/m)	Factor (dB/m)	Type
1	*	2390.000	52.894	21.902	-1.106	54.000	30.992	AV
2		2405.592	104.494	73.518	N/A	N/A	30.976	AV

Note 1: " \* ", means this data is the worst emission level.

Note 2: Measure Level (dB $\mu$ V/m) = Reading Level (dB $\mu$ V) + Factor (dB/m).

Note 3: Factor (dB/m) = Cable Loss (dB) + Antenna Factor (dB/m).

Site: WZ-AC1	Test Date: 2022-11-19
Limit: FCC_2.4G_RE(3m)	Engineer: Carl Jiang
Probe: BBHA9120D_1167_1-18GHz	Polarity: Vertical
EUT: WiFi 6 (802.11ax) 4x4 MU-MIMO Dual Band Module	Power: Powered by Test Jig
Test Mode: Transmit by 802.11n-HT20 at 2412MHz	



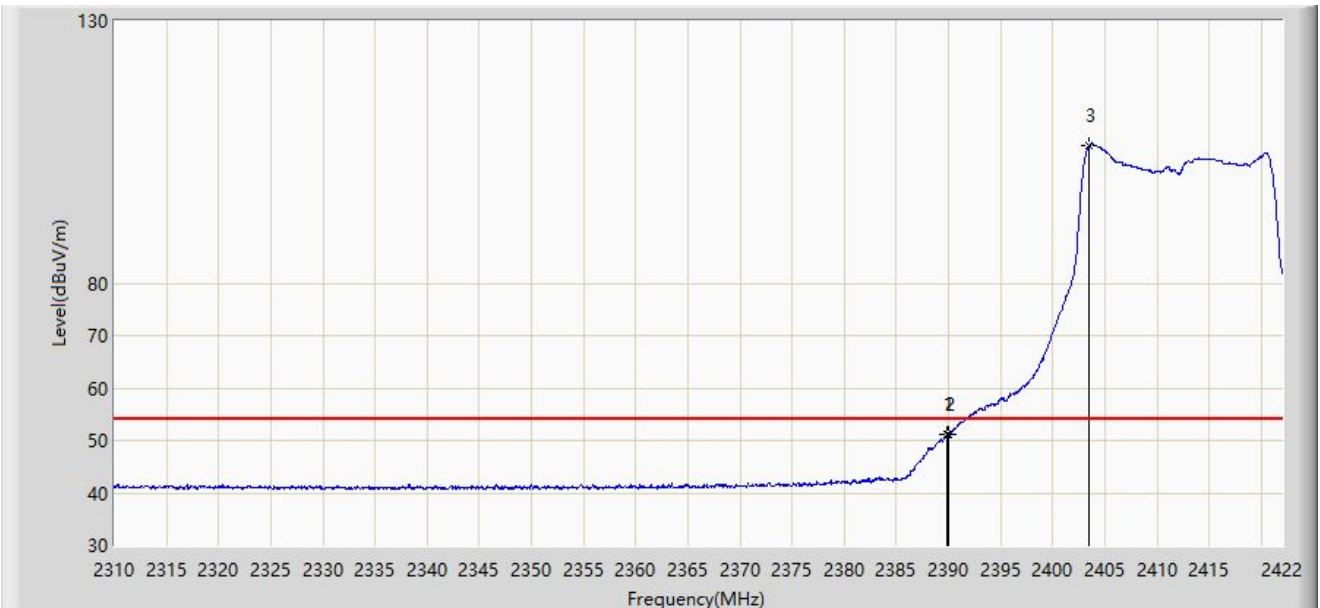
No	Mark	Frequency (MHz)	Measure Level (dBμV/m)	Reading Level (dBμV)	Margin (dB)	Limit (dBμV/m)	Factor (dB/m)	Type
1	*	2390.000	64.006	33.014	-9.994	74.000	30.992	PK
2		2403.856	114.111	83.129	N/A	N/A	30.983	PK

Note 1: " \* ", means this data is the worst emission level.

Note 2: Measure Level (dBμV/m) = Reading Level (dBμV) + Factor (dB/m).

Note 3: Factor (dB/m) = Cable Loss (dB) + Antenna Factor (dB/m).

Site: WZ-AC1	Test Date: 2022-11-19
Limit: FCC_2.4G_RE(3m)	Engineer: Carl Jiang
Probe: BBHA9120D_1167_1-18GHz	Polarity: Vertical
EUT: WiFi 6 (802.11ax) 4x4 MU-MIMO Dual Band Module	Power: Powered by Test Jig
Test Mode: Transmit by 802.11n-HT20 at 2412MHz	



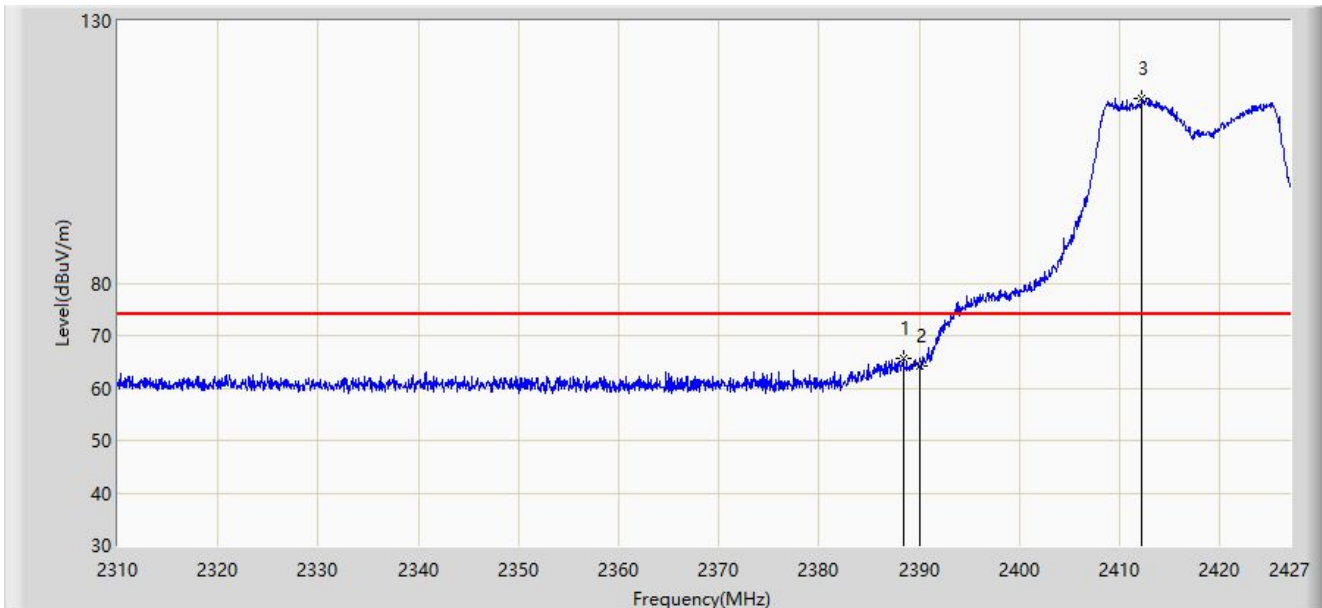
No	Mark	Frequency (MHz)	Measure Level (dB $\mu$ V/m)	Reading Level (dB $\mu$ V)	Margin (dB)	Limit (dB $\mu$ V/m)	Factor (dB/m)	Type
1	*	2389.912	51.235	20.243	-2.765	54.000	30.992	AV
2		2390.000	51.064	20.072	-2.936	54.000	30.992	AV
3		2403.520	106.279	75.295	N/A	N/A	30.984	AV

Note 1: " \* ", means this data is the worst emission level.

Note 2: Measure Level (dB $\mu$ V/m) = Reading Level (dB $\mu$ V) + Factor (dB/m).

Note 3: Factor (dB/m) = Cable Loss (dB) + Antenna Factor (dB/m).

Site: WZ-AC1	Test Date: 2022-11-30
Limit: FCC_2.4G_RE(3m)	Engineer: Carl Jiang
Probe: BBHA9120D_1167_1-18GHz	Polarity: Horizontal
EUT: WiFi 6 (802.11ax) 4x4 MU-MIMO Dual Band Module	Power: Powered by Test Jig
Test Mode: Transmit by 802.11n-HT20 at 2417MHz	



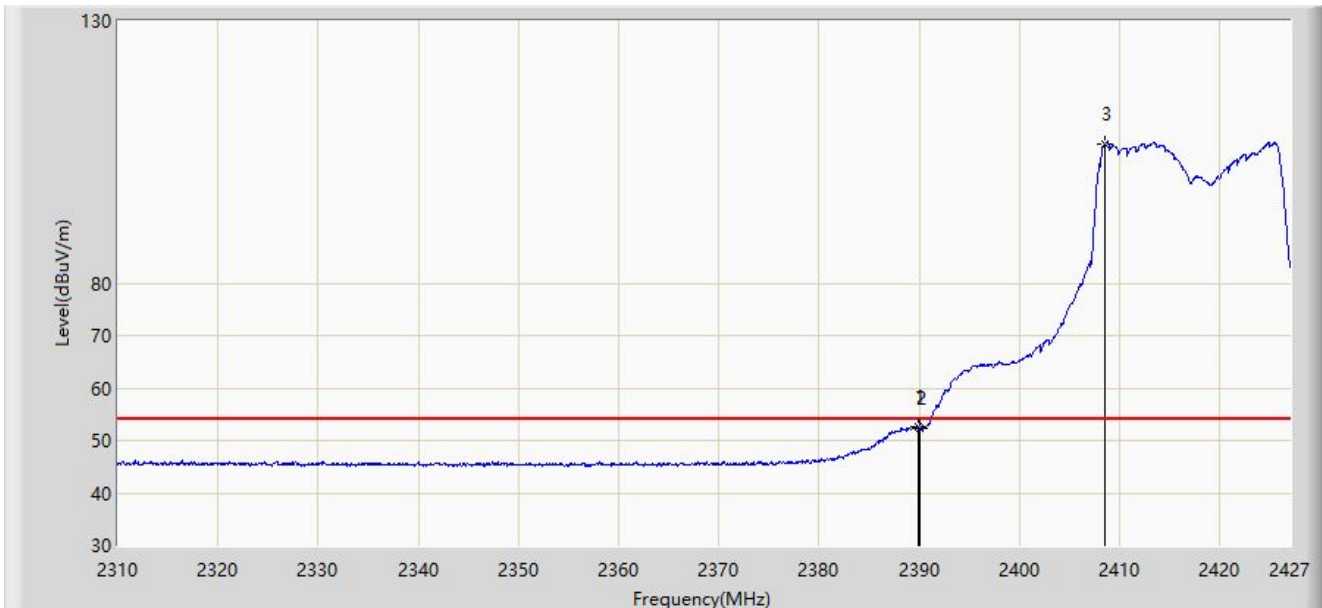
No	Mark	Frequency (MHz)	Measure Level (dBμV/m)	Reading Level (dBμV)	Margin (dB)	Limit (dBμV/m)	Factor (dB/m)	Type
1	*	2388.390	65.603	34.610	-8.397	74.000	30.993	PK
2		2390.000	64.262	33.270	-9.738	74.000	30.992	PK
3		2412.258	115.289	84.335	N/A	N/A	30.954	PK

Note 1: " \* ", means this data is the worst emission level.

Note 2: Measure Level (dBμV/m) = Reading Level (dBμV) + Factor (dB/m).

Note 3: Factor (dB/m) = Cable Loss (dB) + Antenna Factor (dB/m).

Site: WZ-AC1	Test Date: 2022-11-30
Limit: FCC_2.4G_RE(3m)	Engineer: Carl Jiang
Probe: BBHA9120D_1167_1-18GHz	Polarity: Horizontal
EUT: WiFi 6 (802.11ax) 4x4 MU-MIMO Dual Band Module	Power: Powered by Test Jig
Test Mode: Transmit by 802.11n-HT20 at 2417MHz	



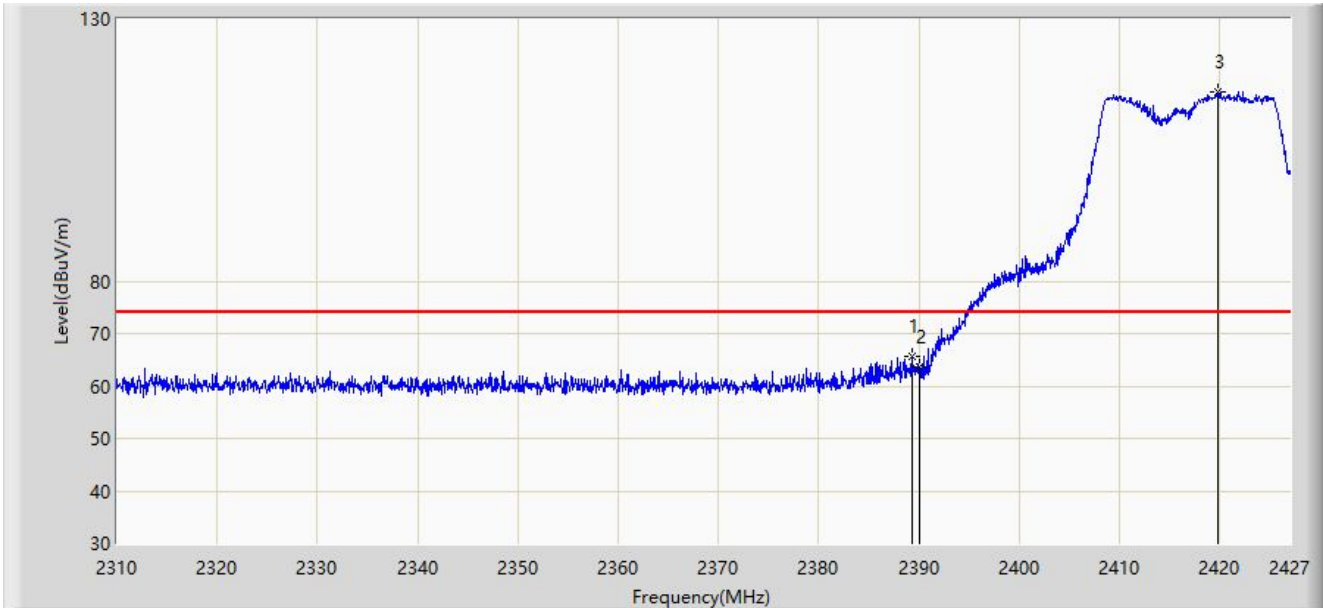
No	Mark	Frequency (MHz)	Measure Level (dB $\mu$ V/m)	Reading Level (dB $\mu$ V)	Margin (dB)	Limit (dB $\mu$ V/m)	Factor (dB/m)	Type
1	*	2389.853	52.728	21.736	-1.272	54.000	30.992	AV
2		2390.000	52.415	21.423	-1.585	54.000	30.992	AV
3		2408.514	106.587	75.621	N/A	N/A	30.966	AV

Note 1: " \* ", means this data is the worst emission level.

Note 2: Measure Level (dB $\mu$ V/m) = Reading Level (dB $\mu$ V) + Factor (dB/m).

Note 3: Factor (dB/m) = Cable Loss (dB) + Antenna Factor (dB/m).

Site: WZ-AC1	Test Date: 2022-11-30
Limit: FCC_2.4G_RE(3m)	Engineer: Carl Jiang
Probe: BBHA9120D_1167_1-18GHz	Polarity: Vertical
EUT: WiFi 6 (802.11ax) 4x4 MU-MIMO Dual Band Module	Power: Powered by Test Jig
Test Mode: Transmit by 802.11n-HT20 at 2417MHz	



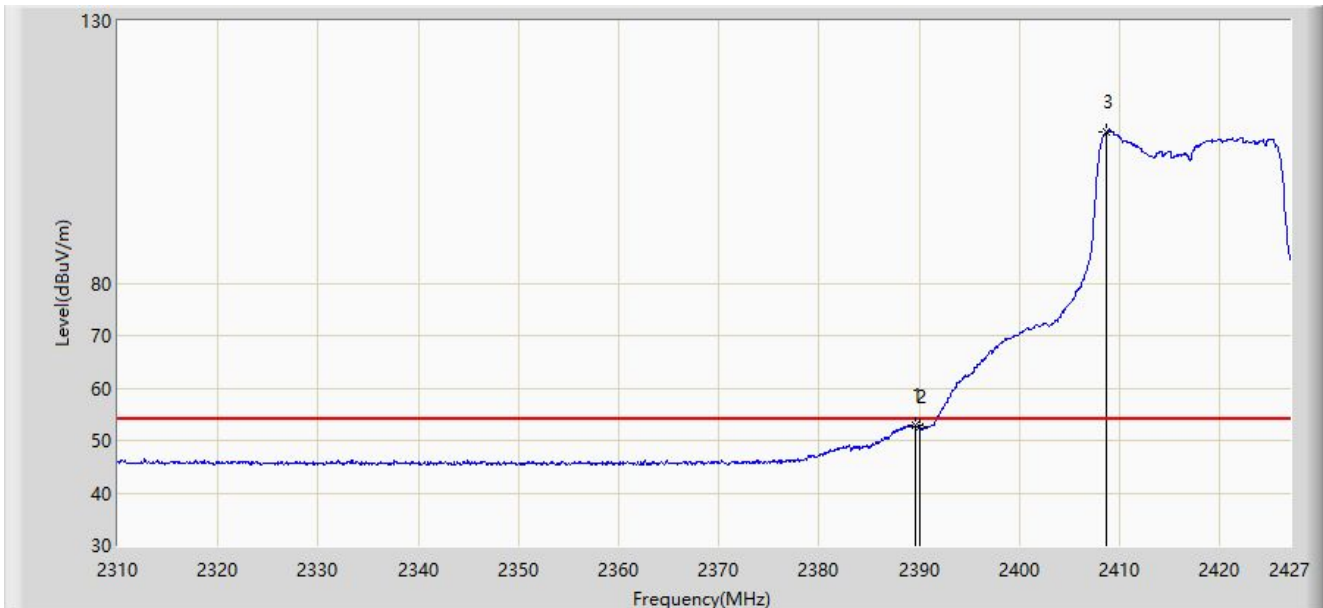
No	Mark	Frequency (MHz)	Measure Level (dB $\mu$ V/m)	Reading Level (dB $\mu$ V)	Margin (dB)	Limit (dB $\mu$ V/m)	Factor (dB/m)	Type
1	*	2389.268	65.537	34.544	-8.463	74.000	30.992	PK
2		2390.000	63.581	32.589	-10.419	74.000	30.992	PK
3		2419.863	115.983	85.050	N/A	N/A	30.933	PK

Note 1: " \* ", means this data is the worst emission level.

Note 2: Measure Level (dB $\mu$ V/m) = Reading Level (dB $\mu$ V) + Factor (dB/m).

Note 3: Factor (dB/m) = Cable Loss (dB) + Antenna Factor (dB/m).

Site: WZ-AC1	Test Date: 2022-11-30
Limit: FCC_2.4G_RE(3m)	Engineer: Carl Jiang
Probe: BBHA9120D_1167_1-18GHz	Polarity: Vertical
EUT: WiFi 6 (802.11ax) 4x4 MU-MIMO Dual Band Module	Power: Powered by Test Jig
Test Mode: Transmit by 802.11n-HT20 at 2417MHz	



No	Mark	Frequency (MHz)	Measure Level (dB $\mu$ V/m)	Reading Level (dB $\mu$ V)	Margin (dB)	Limit (dB $\mu$ V/m)	Factor (dB/m)	Type
1	*	2389.560	52.836	21.844	-1.164	54.000	30.992	AV
2		2390.000	52.523	21.531	-1.477	54.000	30.992	AV
3		2408.631	108.744	77.779	N/A	N/A	30.966	AV

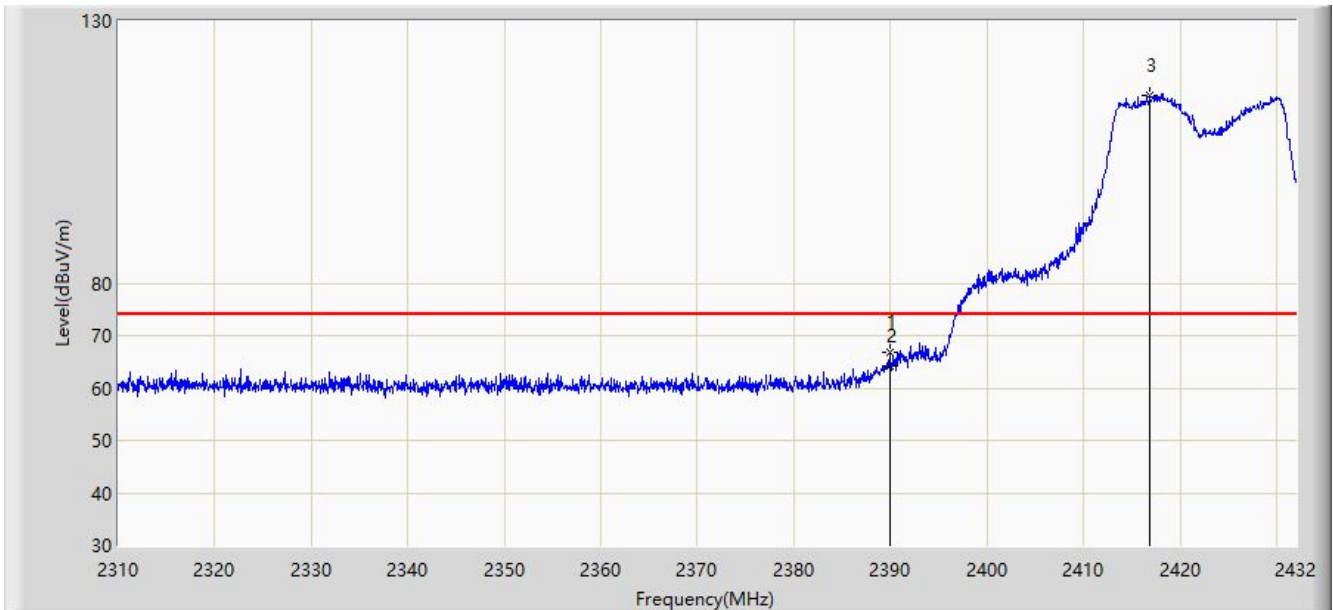
Note 1: " \* ", means this data is the worst emission level.

Note 2: Measure Level (dB $\mu$ V/m) = Reading Level (dB $\mu$ V) + Factor (dB/m).

Note 3: Factor (dB/m) = Cable Loss (dB) + Antenna Factor (dB/m).



Site: WZ-AC1	Test Date: 2022-11-30
Limit: FCC_2.4G_RE(3m)	Engineer: Carl Jiang
Probe: BBHA9120D_1167_1-18GHz	Polarity: Horizontal
EUT: WiFi 6 (802.11ax) 4x4 MU-MIMO Dual Band Module	Power: Powered by Test Jig
Test Mode: Transmit by 802.11n-HT20 at 2422MHz	



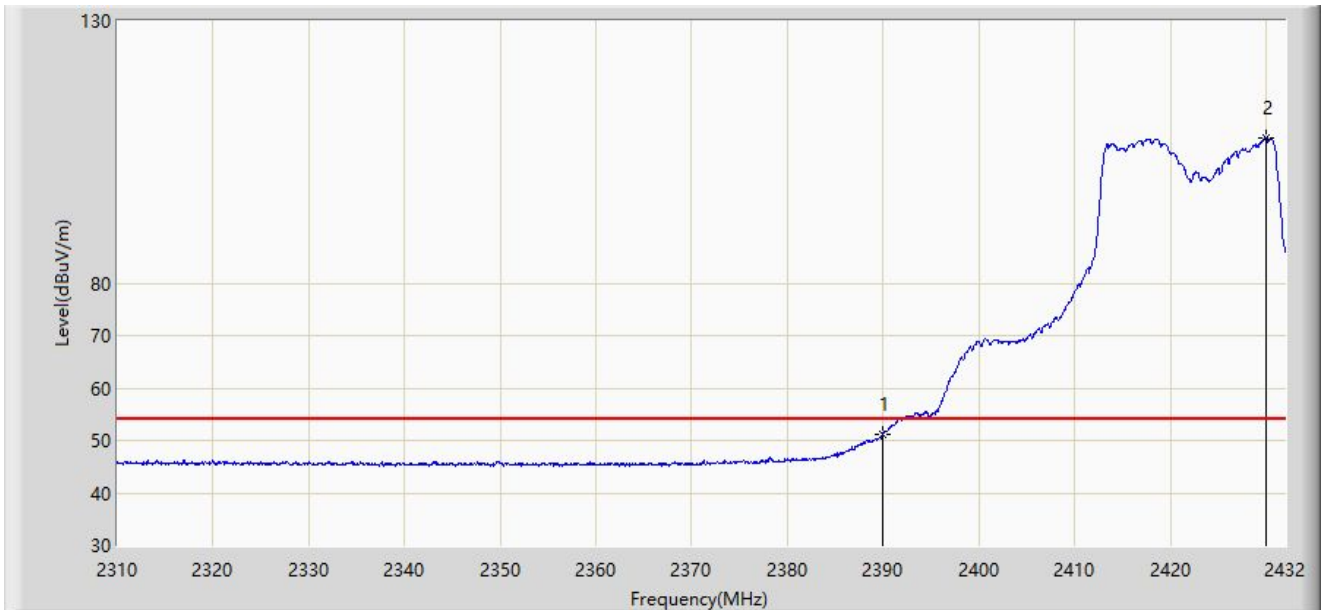
No	Mark	Frequency (MHz)	Measure Level (dB $\mu$ V/m)	Reading Level (dB $\mu$ V)	Margin (dB)	Limit (dB $\mu$ V/m)	Factor (dB/m)	Type
1	*	2389.910	66.741	35.749	-7.259	74.000	30.992	PK
2		2390.000	64.156	33.164	-9.844	74.000	30.992	PK
3		2416.933	115.923	84.982	N/A	N/A	30.941	PK

Note 1: " \* ", means this data is the worst emission level.

Note 2: Measure Level (dB $\mu$ V/m) = Reading Level (dB $\mu$ V) + Factor (dB/m).

Note 3: Factor (dB/m) = Cable Loss (dB) + Antenna Factor (dB/m).

Site: WZ-AC1	Test Date: 2022-11-30
Limit: FCC_2.4G_RE(3m)	Engineer: Carl Jiang
Probe: BBHA9120D_1167_1-18GHz	Polarity: Horizontal
EUT: WiFi 6 (802.11ax) 4x4 MU-MIMO Dual Band Module	Power: Powered by Test Jig
Test Mode: Transmit by 802.11n-HT20 at 2422MHz	



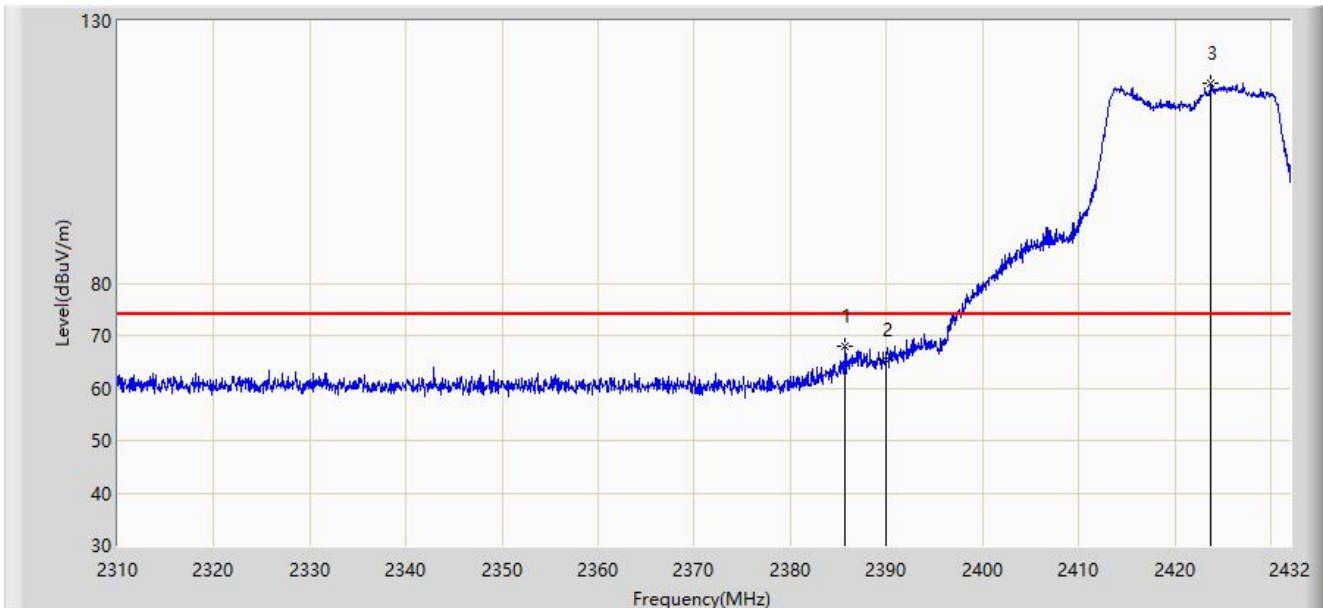
No	Mark	Frequency (MHz)	Measure Level (dBμV/m)	Reading Level (dBμV)	Margin (dB)	Limit (dBμV/m)	Factor (dB/m)	Type
1	*	2390.000	51.131	20.139	-2.869	54.000	30.992	AV
2		2430.048	107.799	76.907	N/A	N/A	30.892	AV

Note 1: " \* ", means this data is the worst emission level.

Note 2: Measure Level (dBμV/m) = Reading Level (dBμV) + Factor (dB/m).

Note 3: Factor (dB/m) = Cable Loss (dB) + Antenna Factor (dB/m).

Site: WZ-AC1	Test Date: 2022-11-30
Limit: FCC_2.4G_RE(3m)	Engineer: Carl Jiang
Probe: BBHA9120D_1167_1-18GHz	Polarity: Vertical
EUT: WiFi 6 (802.11ax) 4x4 MU-MIMO Dual Band Module	Power: Powered by Test Jig
Test Mode: Transmit by 802.11n-HT20 at 2422MHz	



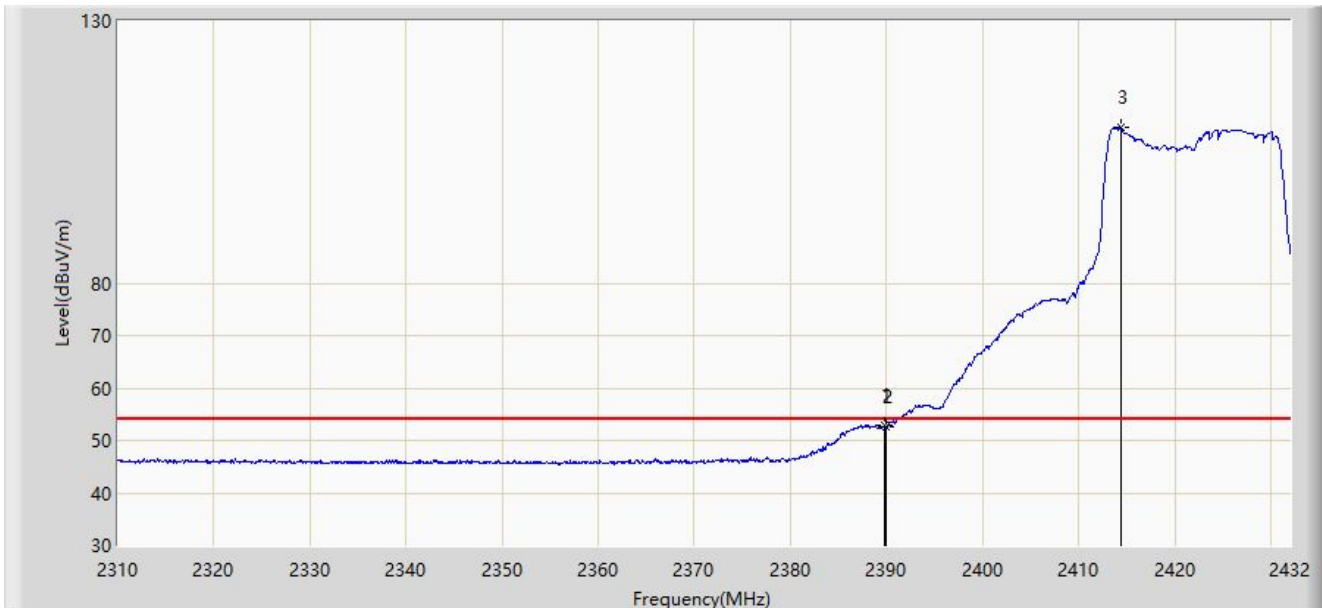
No	Mark	Frequency (MHz)	Measure Level (dB $\mu$ V/m)	Reading Level (dB $\mu$ V)	Margin (dB)	Limit (dB $\mu$ V/m)	Factor (dB/m)	Type
1	*	2385.701	67.941	36.947	-6.059	74.000	30.994	PK
2		2390.000	65.334	34.342	-8.666	74.000	30.992	PK
3		2423.765	118.107	87.190	N/A	N/A	30.917	PK

Note 1: " \* ", means this data is the worst emission level.

Note 2: Measure Level (dB $\mu$ V/m) = Reading Level (dB $\mu$ V) + Factor (dB/m).

Note 3: Factor (dB/m) = Cable Loss (dB) + Antenna Factor (dB/m).

Site: WZ-AC1	Test Date: 2022-11-30
Limit: FCC_2.4G_RE(3m)	Engineer: Carl Jiang
Probe: BBHA9120D_1167_1-18GHz	Polarity: Vertical
EUT: WiFi 6 (802.11ax) 4x4 MU-MIMO Dual Band Module	Power: Powered by Test Jig
Test Mode: Transmit by 802.11n-HT20 at 2422MHz	



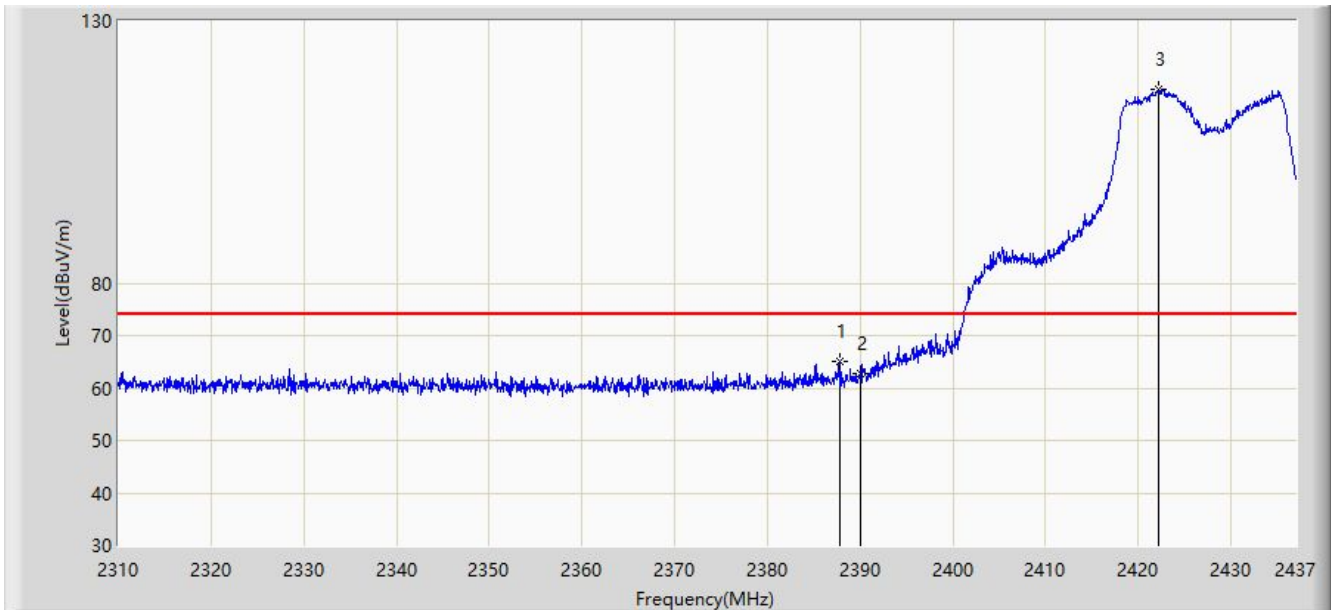
No	Mark	Frequency (MHz)	Measure Level (dB $\mu$ V/m)	Reading Level (dB $\mu$ V)	Margin (dB)	Limit (dB $\mu$ V/m)	Factor (dB/m)	Type
1	*	2389.788	52.779	21.787	-1.221	54.000	30.993	AV
2		2390.000	52.482	21.490	-1.518	54.000	30.992	AV
3		2414.371	109.662	78.714	N/A	N/A	30.948	AV

Note 1: " \* ", means this data is the worst emission level.

Note 2: Measure Level (dB $\mu$ V/m) = Reading Level (dB $\mu$ V) + Factor (dB/m).

Note 3: Factor (dB/m) = Cable Loss (dB) + Antenna Factor (dB/m).

Site: WZ-AC1	Test Date: 2022-11-30
Limit: FCC_2.4G_RE(3m)	Engineer: Carl Jiang
Probe: BBHA9120D_1167_1-18GHz	Polarity: Horizontal
EUT: WiFi 6 (802.11ax) 4x4 MU-MIMO Dual Band Module	Power: Powered by Test Jig
Test Mode: Transmit by 802.11n-HT20 at 2427MHz	



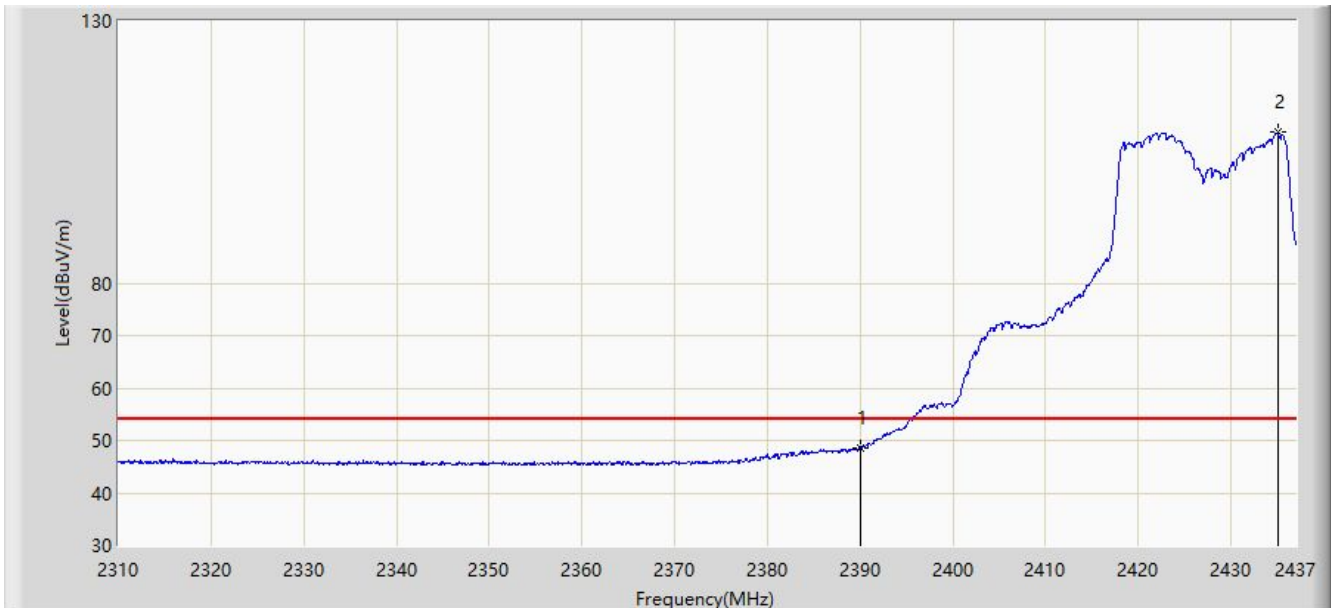
No	Mark	Frequency (MHz)	Measure Level (dB $\mu$ V/m)	Reading Level (dB $\mu$ V)	Margin (dB)	Limit (dB $\mu$ V/m)	Factor (dB/m)	Type
1	*	2387.788	64.951	33.958	-9.049	74.000	30.994	PK
2		2390.000	62.822	31.830	-11.178	74.000	30.992	PK
3		2422.205	116.973	86.049	N/A	N/A	30.924	PK

Note 1: " \* ", means this data is the worst emission level.

Note 2: Measure Level (dB $\mu$ V/m) = Reading Level (dB $\mu$ V) + Factor (dB/m).

Note 3: Factor (dB/m) = Cable Loss (dB) + Antenna Factor (dB/m).

Site: WZ-AC1	Test Date: 2022-11-30
Limit: FCC_2.4G_RE(3m)	Engineer: Carl Jiang
Probe: BBHA9120D_1167_1-18GHz	Polarity: Horizontal
EUT: WiFi 6 (802.11ax) 4x4 MU-MIMO Dual Band Module	Power: Powered by Test Jig
Test Mode: Transmit by 802.11n-HT20 at 2427MHz	



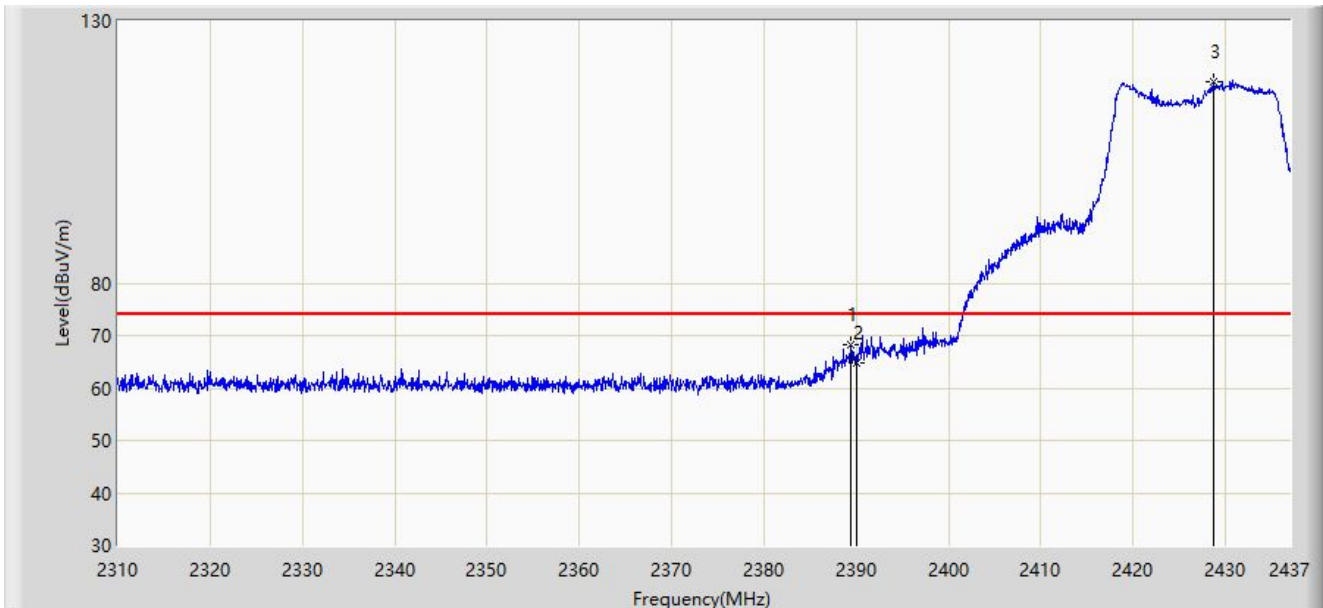
No	Mark	Frequency (MHz)	Measure Level (dB $\mu$ V/m)	Reading Level (dB $\mu$ V)	Margin (dB)	Limit (dB $\mu$ V/m)	Factor (dB/m)	Type
1	*	2390.000	48.680	17.688	-5.320	54.000	30.992	AV
2		2435.158	108.785	77.911	N/A	N/A	30.874	AV

Note 1: " \* ", means this data is the worst emission level.

Note 2: Measure Level (dB $\mu$ V/m) = Reading Level (dB $\mu$ V) + Factor (dB/m).

Note 3: Factor (dB/m) = Cable Loss (dB) + Antenna Factor (dB/m).

Site: WZ-AC1	Test Date: 2022-11-30
Limit: FCC_2.4G_RE(3m)	Engineer: Carl Jiang
Probe: BBHA9120D_1167_1-18GHz	Polarity: Vertical
EUT: WiFi 6 (802.11ax) 4x4 MU-MIMO Dual Band Module	Power: Powered by Test Jig
Test Mode: Transmit by 802.11n-HT20 at 2427MHz	



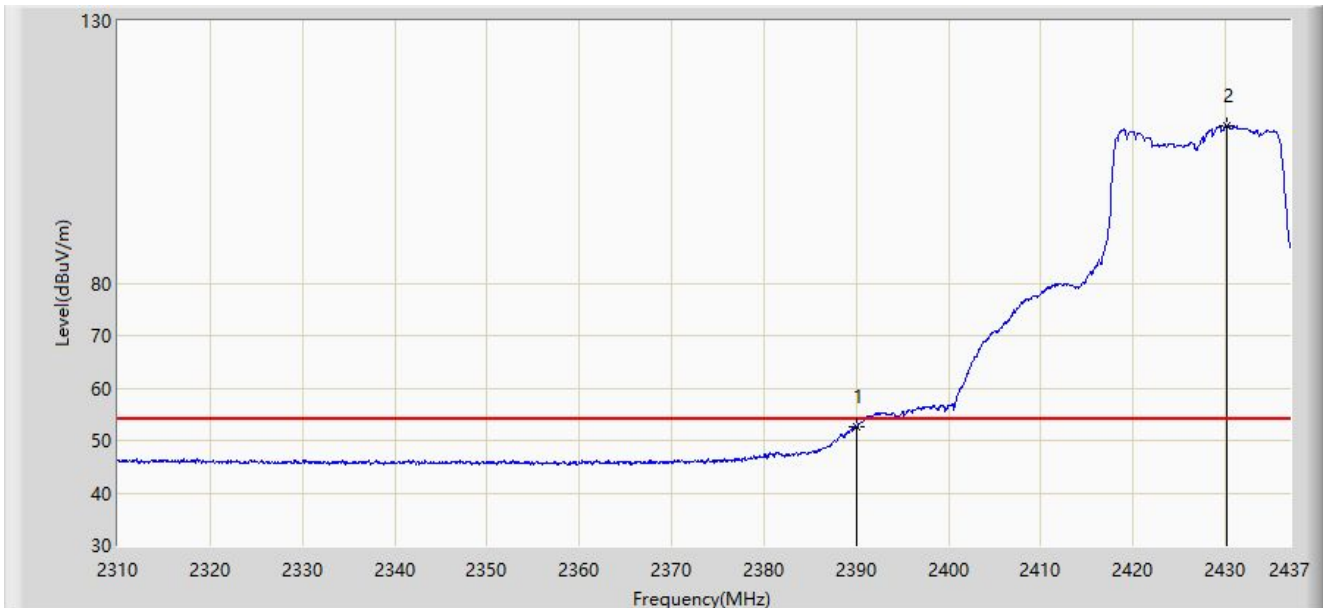
No	Mark	Frequency (MHz)	Measure Level (dB $\mu$ V/m)	Reading Level (dB $\mu$ V)	Margin (dB)	Limit (dB $\mu$ V/m)	Factor (dB/m)	Type
1	*	2389.438	68.217	37.225	-5.783	74.000	30.993	PK
2		2390.000	64.750	33.758	-9.250	74.000	30.992	PK
3		2428.681	118.483	87.586	N/A	N/A	30.897	PK

Note 1: " \* ", means this data is the worst emission level.

Note 2: Measure Level (dB $\mu$ V/m) = Reading Level (dB $\mu$ V) + Factor (dB/m).

Note 3: Factor (dB/m) = Cable Loss (dB) + Antenna Factor (dB/m).

Site: WZ-AC1	Test Date: 2022-11-30
Limit: FCC_2.4G_RE(3m)	Engineer: Carl Jiang
Probe: BBHA9120D_1167_1-18GHz	Polarity: Vertical
EUT: WiFi 6 (802.11ax) 4x4 MU-MIMO Dual Band Module	Power: Powered by Test Jig
Test Mode: Transmit by 802.11n-HT20 at 2427MHz	



No	Mark	Frequency (MHz)	Measure Level (dBμV/m)	Reading Level (dBμV)	Margin (dB)	Limit (dBμV/m)	Factor (dB/m)	Type
1	*	2390.000	52.725	21.733	-1.275	54.000	30.992	AV
2		2430.142	109.975	79.083	N/A	N/A	30.891	AV

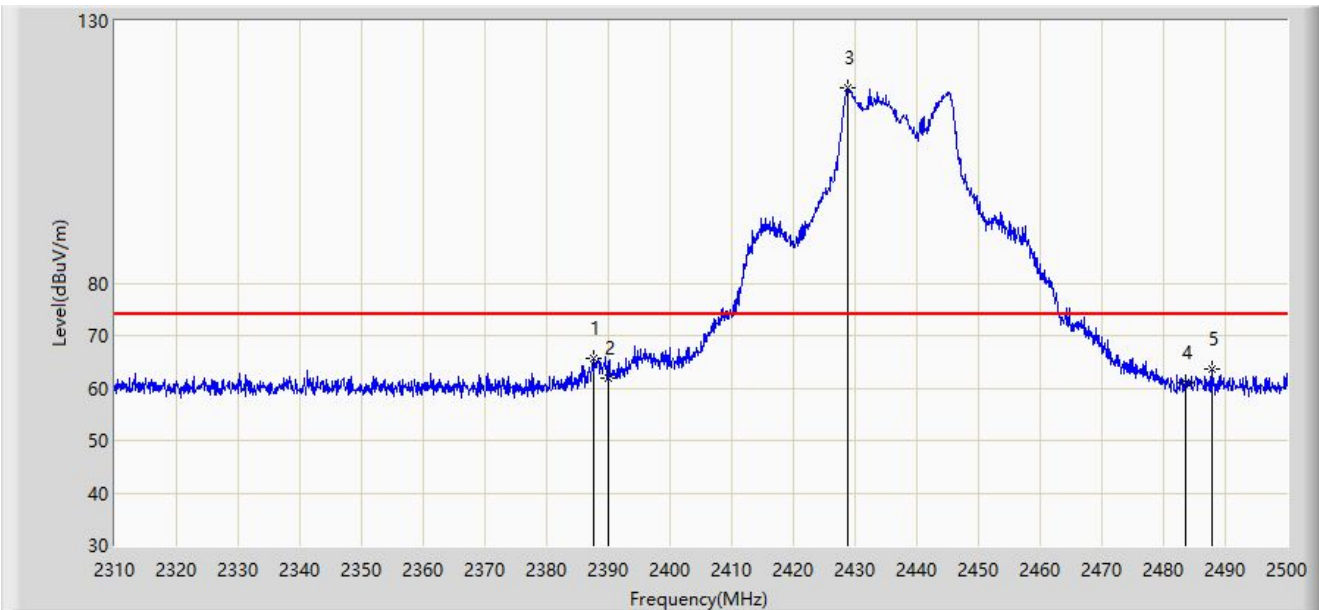
Note 1: " \* ", means this data is the worst emission level.

Note 2: Measure Level (dBμV/m) = Reading Level (dBμV) + Factor (dB/m).

Note 3: Factor (dB/m) = Cable Loss (dB) + Antenna Factor (dB/m).



Site: WZ-AC1	Test Date: 2022-12-01
Limit: FCC_2.4G_RE(3m)	Engineer: Carl Jiang
Probe: BBHA9120D_1167_1-18GHz	Polarity: Horizontal
EUT: WiFi 6 (802.11ax) 4x4 MU-MIMO Dual Band Module	Power: Powered by Test Jig
Test Mode: Transmit by 802.11n-HT20 at 2437MHz	



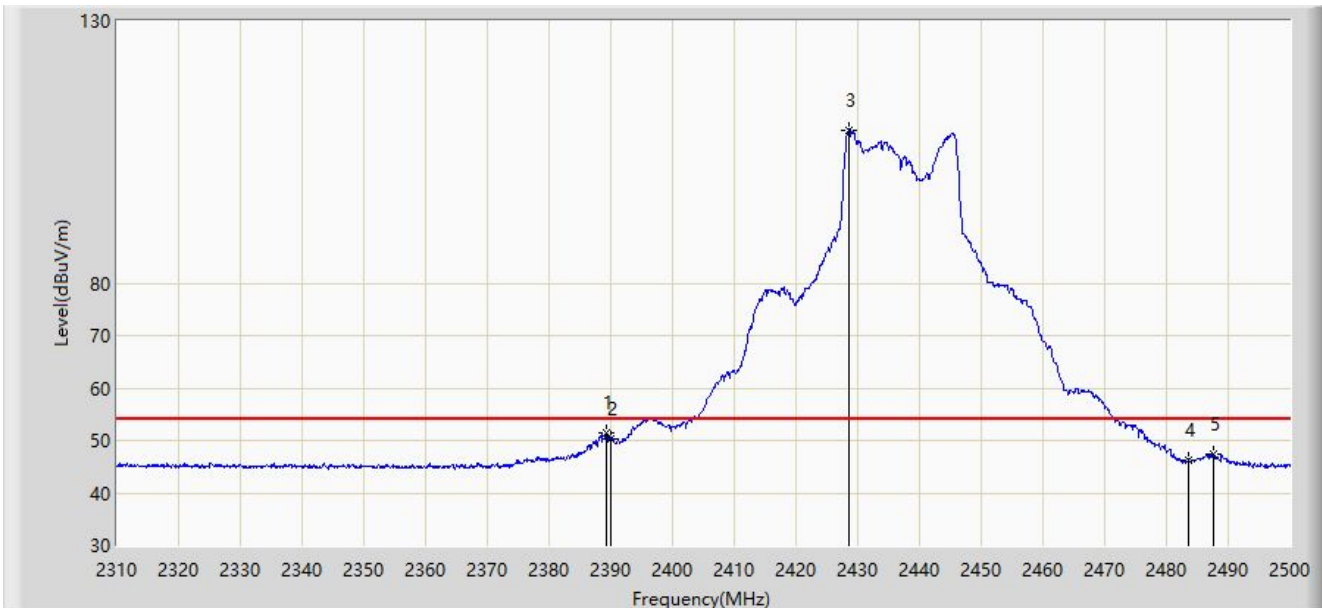
No	Mark	Frequency (MHz)	Measure Level (dB $\mu$ V/m)	Reading Level (dB $\mu$ V)	Margin (dB)	Limit (dB $\mu$ V/m)	Factor (dB/m)	Type
1	*	2387.710	65.695	34.702	-8.305	74.000	30.993	PK
2		2390.000	61.803	30.811	-12.197	74.000	30.992	PK
3		2428.845	117.238	86.342	N/A	N/A	30.896	PK
4		2483.500	61.052	30.161	-12.948	74.000	30.892	PK
5		2487.935	63.562	32.678	-10.438	74.000	30.884	PK

Note 1: " \* ", means this data is the worst emission level.

Note 2: Measure Level (dB $\mu$ V/m) = Reading Level (dB $\mu$ V) + Factor (dB/m).

Note 3: Factor (dB/m) = Cable Loss (dB) + Antenna Factor (dB/m).

Site: WZ-AC1	Test Date: 2022-12-01
Limit: FCC_2.4G_RE(3m)	Engineer: Carl Jiang
Probe: BBHA9120D_1167_1-18GHz	Polarity: Horizontal
EUT: WiFi 6 (802.11ax) 4x4 MU-MIMO Dual Band Module	Power: Powered by Test Jig
Test Mode: Transmit by 802.11n-HT20 at 2437MHz	



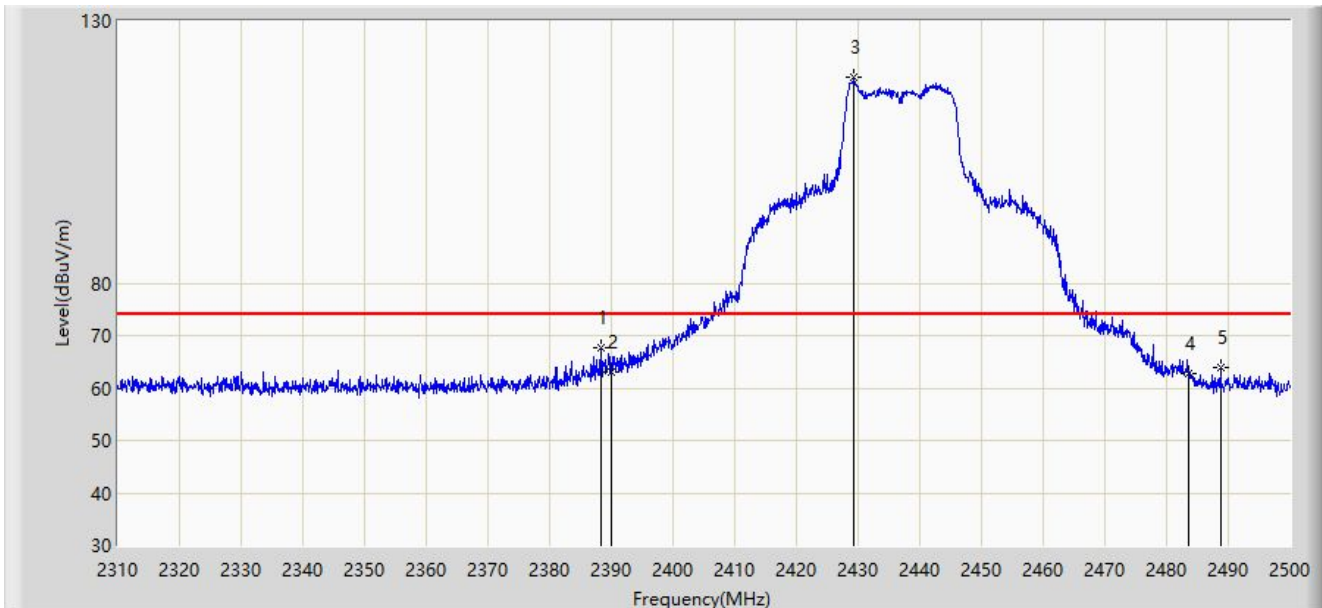
No	Mark	Frequency (MHz)	Measure Level (dB $\mu$ V/m)	Reading Level (dB $\mu$ V)	Margin (dB)	Limit (dB $\mu$ V/m)	Factor (dB/m)	Type
1	*	2389.325	51.482	20.489	-2.518	54.000	30.992	AV
2		2390.000	50.365	19.373	-3.635	54.000	30.992	AV
3		2428.465	109.055	78.157	N/A	N/A	30.897	AV
4		2483.500	46.328	15.437	-7.672	54.000	30.892	AV
5		2487.650	47.276	16.391	-6.724	54.000	30.885	AV

Note 1: " \* ", means this data is the worst emission level.

Note 2: Measure Level (dB $\mu$ V/m) = Reading Level (dB $\mu$ V) + Factor (dB/m).

Note 3: Factor (dB/m) = Cable Loss (dB) + Antenna Factor (dB/m).

Site: WZ-AC1	Test Date: 2022-12-01
Limit: FCC_2.4G_RE(3m)	Engineer: Carl Jiang
Probe: BBHA9120D_1167_1-18GHz	Polarity: Vertical
EUT: WiFi 6 (802.11ax) 4x4 MU-MIMO Dual Band Module	Power: Powered by Test Jig
Test Mode: Transmit by 802.11n-HT20 at 2437MHz	



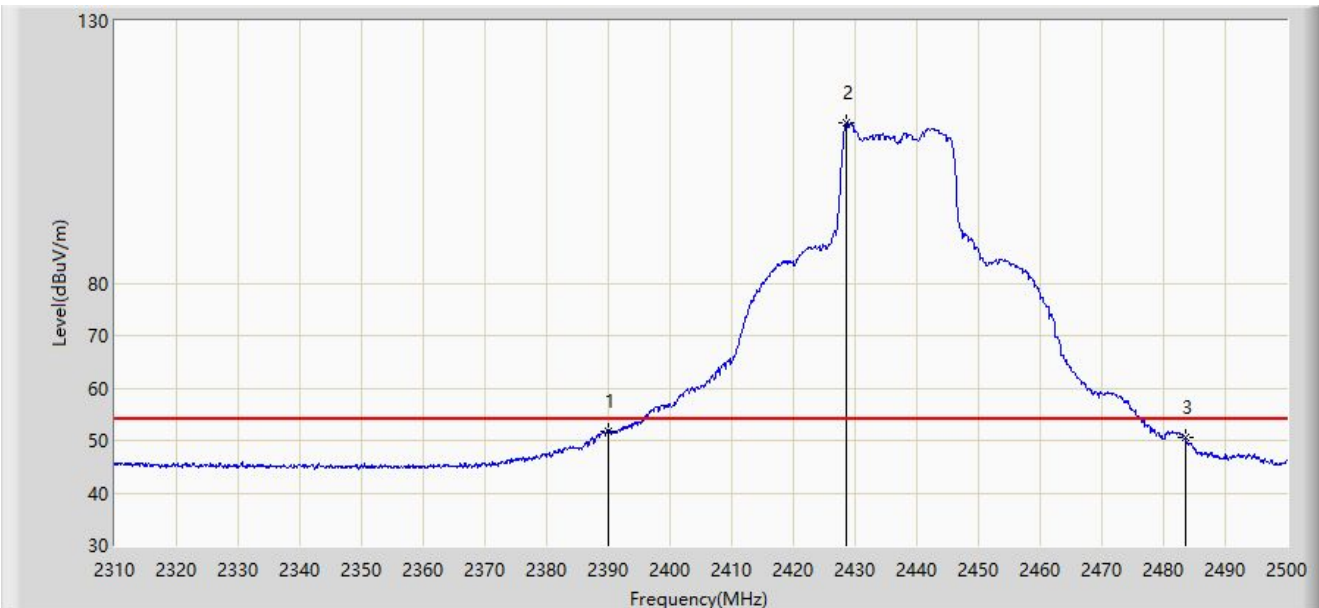
No	Mark	Frequency (MHz)	Measure Level (dBμV/m)	Reading Level (dBμV)	Margin (dB)	Limit (dBμV/m)	Factor (dB/m)	Type
1	*	2388.280	67.687	36.694	-6.313	74.000	30.993	PK
2		2390.000	63.094	32.102	-10.906	74.000	30.992	PK
3		2429.320	119.361	88.466	N/A	N/A	30.894	PK
4		2483.500	62.754	31.863	-11.246	74.000	30.892	PK
5		2488.695	63.981	33.098	-10.019	74.000	30.883	PK

Note 1: " \* ", means this data is the worst emission level.

Note 2: Measure Level (dBμV/m) = Reading Level (dBμV) + Factor (dB/m).

Note 3: Factor (dB/m) = Cable Loss (dB) + Antenna Factor (dB/m).

Site: WZ-AC1	Test Date: 2022-12-01
Limit: FCC_2.4G_RE(3m)	Engineer: Carl Jiang
Probe: BBHA9120D_1167_1-18GHz	Polarity: Vertical
EUT: WiFi 6 (802.11ax) 4x4 MU-MIMO Dual Band Module	Power: Powered by Test Jig
Test Mode: Transmit by 802.11n-HT20 at 2437MHz	



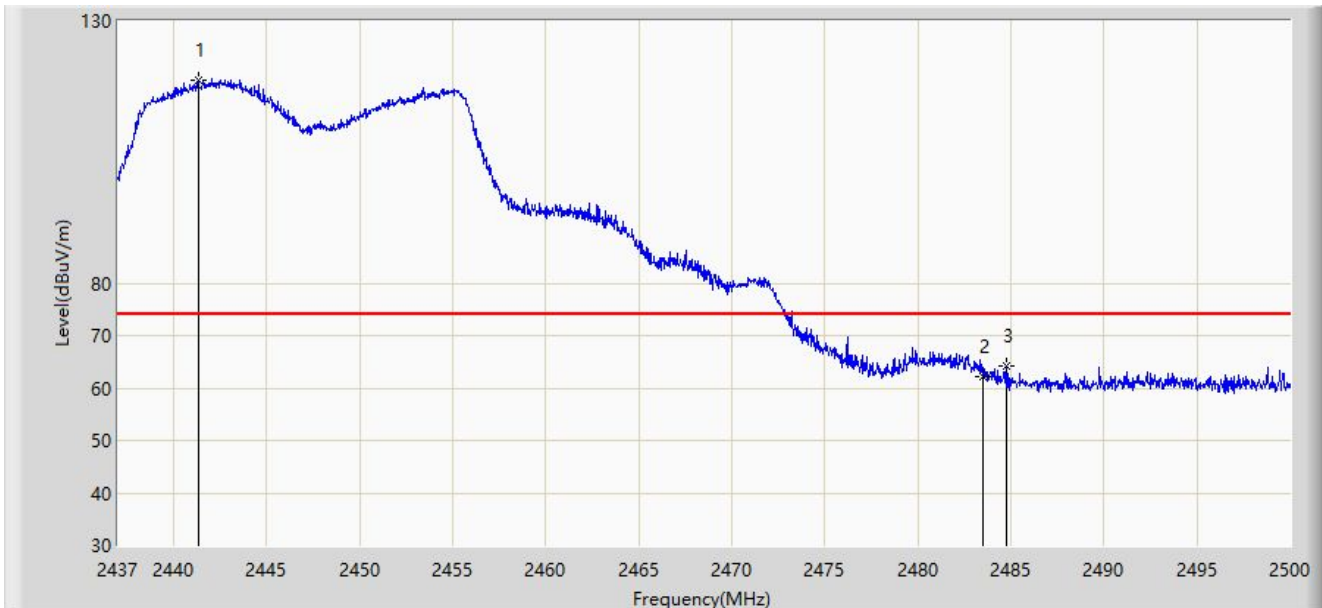
No	Mark	Frequency (MHz)	Measure Level (dB $\mu$ V/m)	Reading Level (dB $\mu$ V)	Margin (dB)	Limit (dB $\mu$ V/m)	Factor (dB/m)	Type
1	*	2390.000	51.703	20.711	-2.297	54.000	30.992	AV
2		2428.655	110.710	79.813	N/A	N/A	30.897	AV
3		2483.500	50.548	19.657	-3.452	54.000	30.892	AV

Note 1: " \* ", means this data is the worst emission level.

Note 2: Measure Level (dB $\mu$ V/m) = Reading Level (dB $\mu$ V) + Factor (dB/m).

Note 3: Factor (dB/m) = Cable Loss (dB) + Antenna Factor (dB/m).

Site: WZ-AC1	Test Date: 2022-12-01
Limit: FCC_2.4G_RE(3m)	Engineer: Carl Jiang
Probe: BBHA9120D_1167_1-18GHz	Polarity: Horizontal
EUT: WiFi 6 (802.11ax) 4x4 MU-MIMO Dual Band Module	Power: Powered by Test Jig
Test Mode: Transmit by 802.11n-HT20 at 2447MHz	



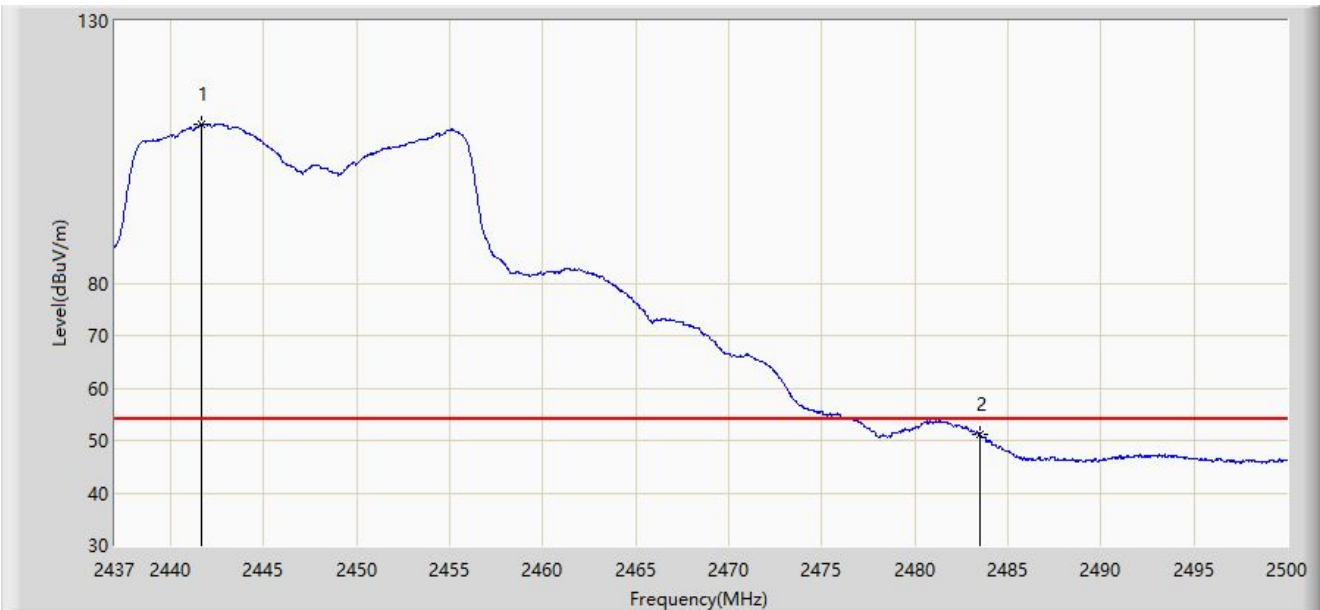
No	Mark	Frequency (MHz)	Measure Level (dBμV/m)	Reading Level (dBμV)	Margin (dB)	Limit (dBμV/m)	Factor (dB/m)	Type
1		2441.315	118.677	87.812	N/A	N/A	30.865	PK
2		2483.500	62.265	31.374	-11.735	74.000	30.892	PK
3	*	2484.754	64.190	33.301	-9.810	74.000	30.890	PK

Note 1: " \* ", means this data is the worst emission level.

Note 2: Measure Level (dBμV/m) = Reading Level (dBμV) + Factor (dB/m).

Note 3: Factor (dB/m) = Cable Loss (dB) + Antenna Factor (dB/m).

Site: WZ-AC1	Test Date: 2022-12-01
Limit: FCC_2.4G_RE(3m)	Engineer: Carl Jiang
Probe: BBHA9120D_1167_1-18GHz	Polarity: Horizontal
EUT: WiFi 6 (802.11ax) 4x4 MU-MIMO Dual Band Module	Power: Powered by Test Jig
Test Mode: Transmit by 802.11n-HT20 at 2447MHz	



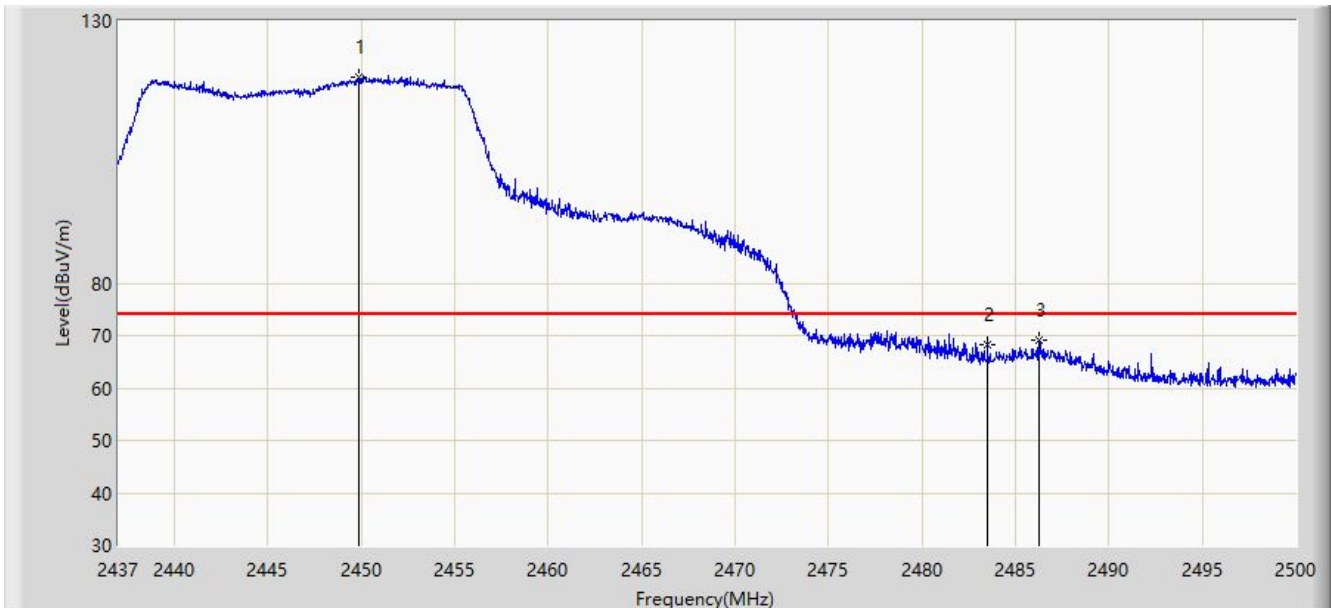
No	Mark	Frequency (MHz)	Measure Level (dBμV/m)	Reading Level (dBμV)	Margin (dB)	Limit (dBμV/m)	Factor (dB/m)	Type
1		2441.694	110.285	79.420	N/A	N/A	30.865	AV
2	*	2483.500	51.236	20.345	-2.764	54.000	30.892	AV

Note 1: " \* ", means this data is the worst emission level.

Note 2: Measure Level (dBμV/m) = Reading Level (dBμV) + Factor (dB/m).

Note 3: Factor (dB/m) = Cable Loss (dB) + Antenna Factor (dB/m).

Site: WZ-AC1	Test Date: 2022-12-01
Limit: FCC_2.4G_RE(3m)	Engineer: Carl Jiang
Probe: BBHA9120D_1167_1-18GHz	Polarity: Vertical
EUT: WiFi 6 (802.11ax) 4x4 MU-MIMO Dual Band Module	Power: Powered by Test Jig
Test Mode: Transmit by 802.11n-HT20 at 2447MHz	



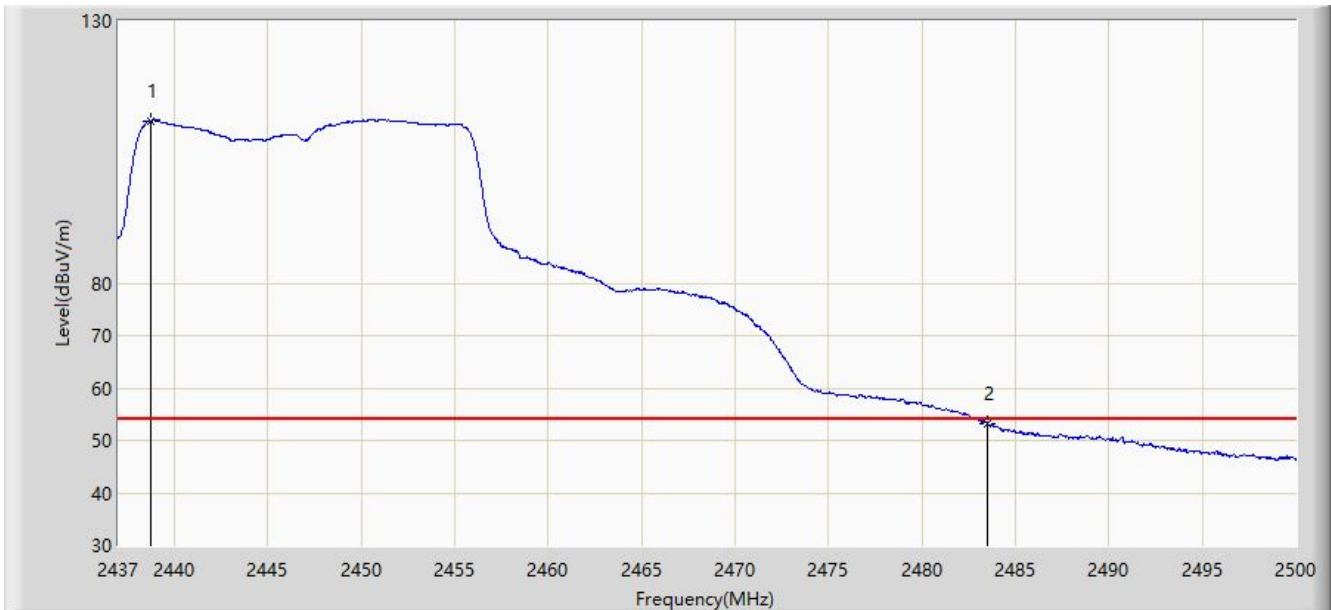
No	Mark	Frequency (MHz)	Measure Level (dB $\mu$ V/m)	Reading Level (dB $\mu$ V)	Margin (dB)	Limit (dB $\mu$ V/m)	Factor (dB/m)	Type
1		2449.852	119.323	88.455	N/A	N/A	30.868	PK
2		2483.500	68.324	37.433	-5.676	74.000	30.892	PK
3	*	2486.235	69.237	38.350	-4.763	74.000	30.887	PK

Note 1: " \* ", means this data is the worst emission level.

Note 2: Measure Level (dB $\mu$ V/m) = Reading Level (dB $\mu$ V) + Factor (dB/m).

Note 3: Factor (dB/m) = Cable Loss (dB) + Antenna Factor (dB/m).

Site: WZ-AC1	Test Date: 2022-12-01
Limit: FCC_2.4G_RE(3m)	Engineer: Carl Jiang
Probe: BBHA9120D_1167_1-18GHz	Polarity: Vertical
EUT: WiFi 6 (802.11ax) 4x4 MU-MIMO Dual Band Module	Power: Powered by Test Jig
Test Mode: Transmit by 802.11n-HT20 at 2447MHz	



No	Mark	Frequency (MHz)	Measure Level (dB $\mu$ V/m)	Reading Level (dB $\mu$ V)	Margin (dB)	Limit (dB $\mu$ V/m)	Factor (dB/m)	Type
1		2438.764	110.930	80.066	N/A	N/A	30.864	AV
2	*	2483.500	53.191	22.300	-0.809	54.000	30.892	AV

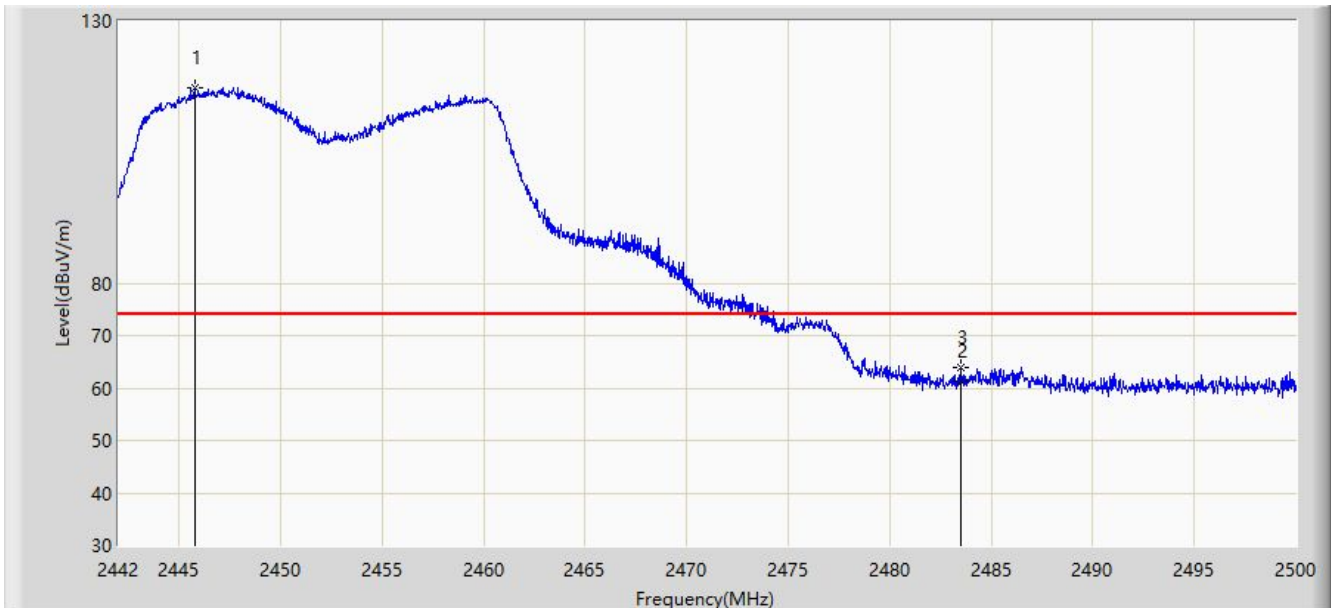
Note 1: " \* ", means this data is the worst emission level.

Note 2: Measure Level (dB $\mu$ V/m) = Reading Level (dB $\mu$ V) + Factor (dB/m).

Note 3: Factor (dB/m) = Cable Loss (dB) + Antenna Factor (dB/m).



Site: WZ-AC1	Test Date: 2022-12-01
Limit: FCC_2.4G_RE(3m)	Engineer: Carl Jiang
Probe: BBHA9120D_1167_1-18GHz	Polarity: Horizontal
EUT: WiFi 6 (802.11ax) 4x4 MU-MIMO Dual Band Module	Power: Powered by Test Jig
Test Mode: Transmit by 802.11n-HT20 at 2452MHz	



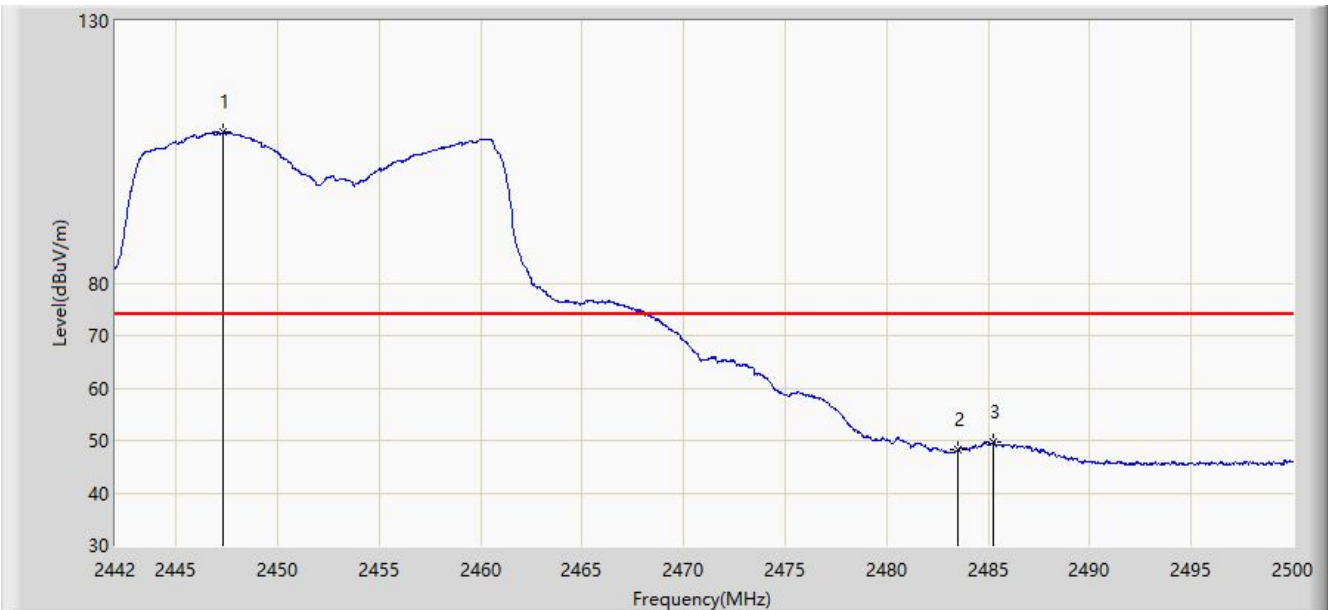
No	Mark	Frequency (MHz)	Measure Level (dB $\mu$ V/m)	Reading Level (dB $\mu$ V)	Margin (dB)	Limit (dB $\mu$ V/m)	Factor (dB/m)	Type
1		2445.770	117.186	86.320	N/A	N/A	30.866	PK
2		2483.500	61.203	30.312	-12.797	74.000	30.892	PK
3	*	2483.528	64.025	33.134	-9.975	74.000	30.892	PK

Note 1: " \* ", means this data is the worst emission level.

Note 2: Measure Level (dB $\mu$ V/m) = Reading Level (dB $\mu$ V) + Factor (dB/m).

Note 3: Factor (dB/m) = Cable Loss (dB) + Antenna Factor (dB/m).

Site: WZ-AC1	Test Date: 2022-12-01
Limit: FCC_2.4G_RE(3m)	Engineer: Carl Jiang
Probe: BBHA9120D_1167_1-18GHz	Polarity: Horizontal
EUT: WiFi 6 (802.11ax) 4x4 MU-MIMO Dual Band Module	Power: Powered by Test Jig
Test Mode: Transmit by 802.11n-HT20 at 2452MHz	



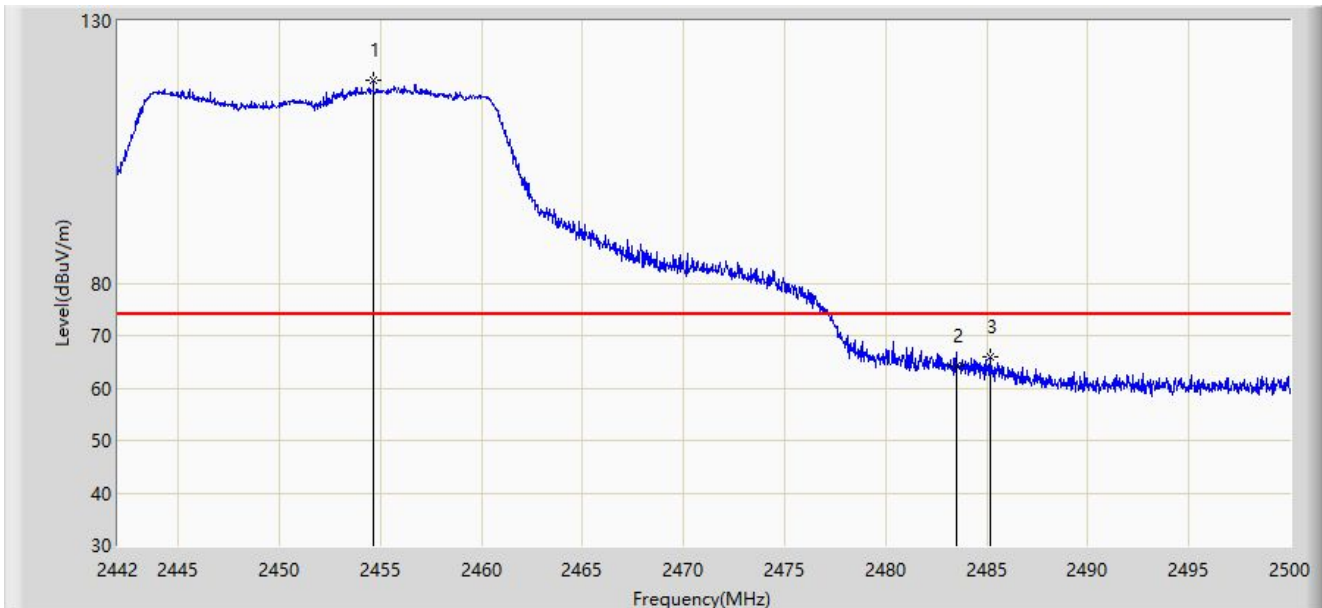
No	Mark	Frequency (MHz)	Measure Level (dBμV/m)	Reading Level (dBμV)	Margin (dB)	Limit (dBμV/m)	Factor (dB/m)	Type
1		2447.336	108.735	77.868	N/A	N/A	30.867	PK
2		2483.500	48.163	17.272	-25.837	74.000	30.892	PK
3	*	2485.268	49.837	18.948	-24.163	74.000	30.889	PK

Note 1: " \* ", means this data is the worst emission level.

Note 2: Measure Level (dBμV/m) = Reading Level (dBμV) + Factor (dB/m).

Note 3: Factor (dB/m) = Cable Loss (dB) + Antenna Factor (dB/m).

Site: WZ-AC1	Test Date: 2022-12-01
Limit: FCC_2.4G_RE(3m)	Engineer: Carl Jiang
Probe: BBHA9120D_1167_1-18GHz	Polarity: Vertical
EUT: WiFi 6 (802.11ax) 4x4 MU-MIMO Dual Band Module	Power: Powered by Test Jig
Test Mode: Transmit by 802.11n-HT20 at 2452MHz	



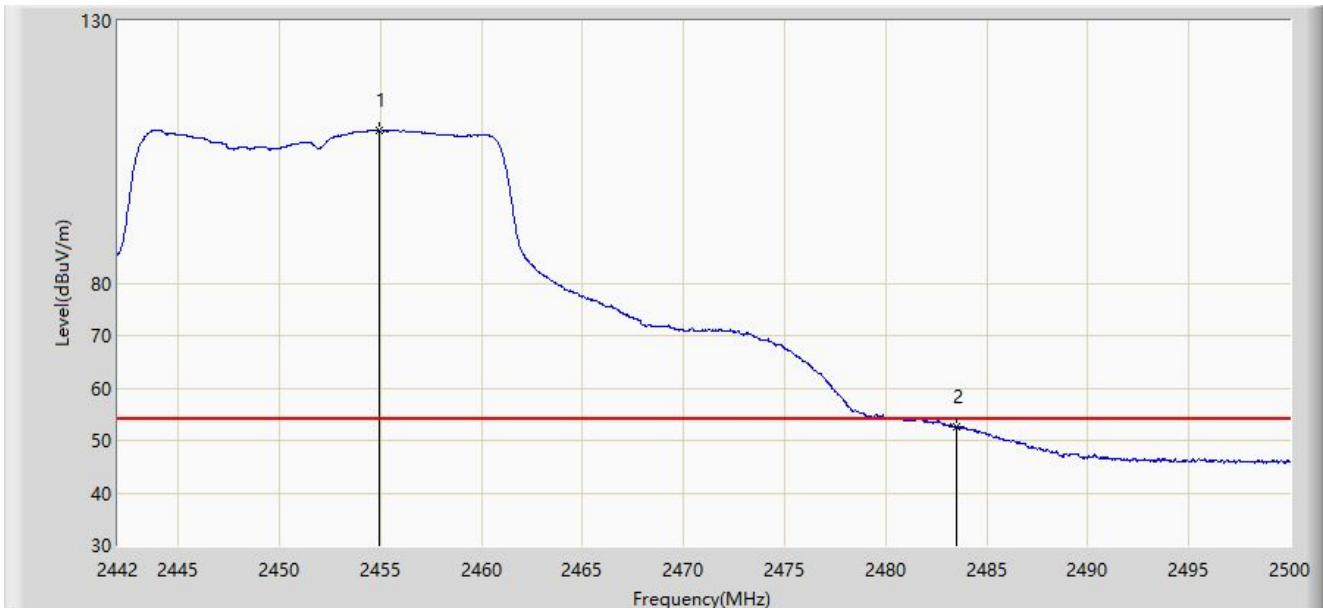
No	Mark	Frequency (MHz)	Measure Level (dB $\mu$ V/m)	Reading Level (dB $\mu$ V)	Margin (dB)	Limit (dB $\mu$ V/m)	Factor (dB/m)	Type
1		2454.644	118.561	87.690	N/A	N/A	30.871	PK
2		2483.500	64.093	33.202	-9.907	74.000	30.892	PK
3	*	2485.181	65.897	35.008	-8.103	74.000	30.889	PK

Note 1: " \* ", means this data is the worst emission level.

Note 2: Measure Level (dB $\mu$ V/m) = Reading Level (dB $\mu$ V) + Factor (dB/m).

Note 3: Factor (dB/m) = Cable Loss (dB) + Antenna Factor (dB/m).

Site: WZ-AC1	Test Date: 2022-11-30
Limit: FCC_2.4G_RE(3m)	Engineer: Carl Jiang
Probe: BBHA9120D_1167_1-18GHz	Polarity: Vertical
EUT: WiFi 6 (802.11ax) 4x4 MU-MIMO Dual Band Module	Power: Powered by Test Jig
Test Mode: Transmit by 802.11n-HT20 at 2452MHz	



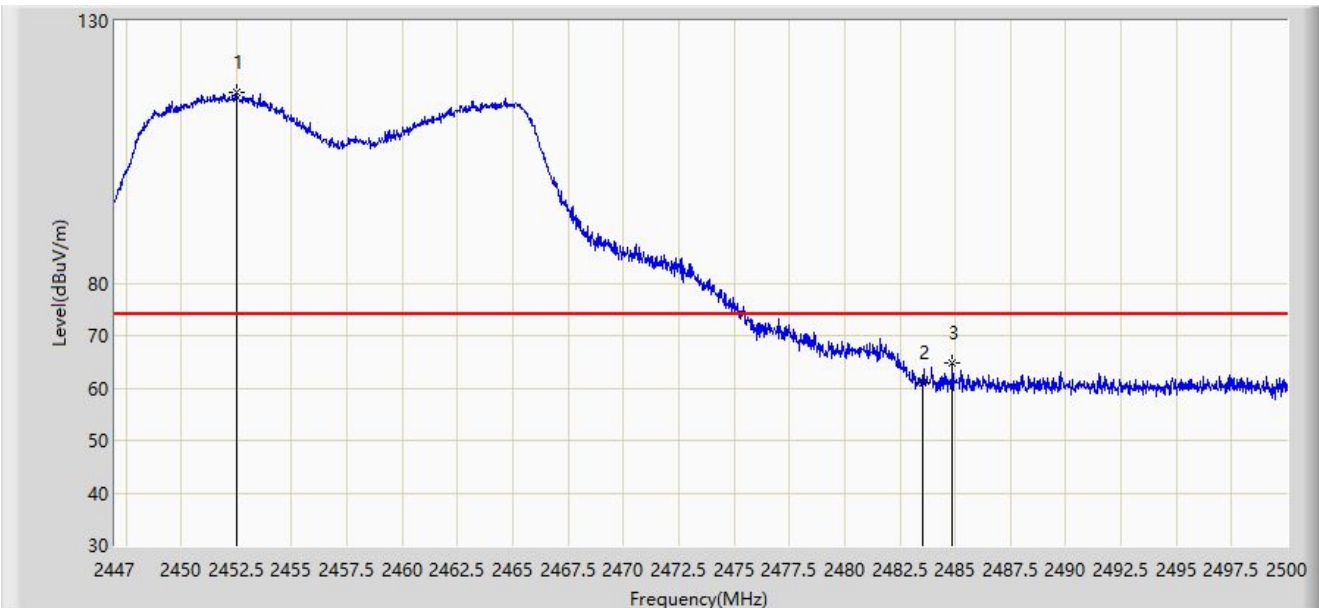
No	Mark	Frequency (MHz)	Measure Level (dB $\mu$ V/m)	Reading Level (dB $\mu$ V)	Margin (dB)	Limit (dB $\mu$ V/m)	Factor (dB/m)	Type
1		2454.963	109.201	78.330	N/A	N/A	30.871	AV
2	*	2483.500	52.558	21.667	-1.442	54.000	30.892	AV

Note 1: " \* ", means this data is the worst emission level.

Note 2: Measure Level (dB $\mu$ V/m) = Reading Level (dB $\mu$ V) + Factor (dB/m).

Note 3: Factor (dB/m) = Cable Loss (dB) + Antenna Factor (dB/m).

Site: WZ-AC1	Test Date: 2022-11-30
Limit: FCC_2.4G_RE(3m)	Engineer: Carl Jiang
Probe: BBHA9120D_1167_1-18GHz	Polarity: Horizontal
EUT: WiFi 6 (802.11ax) 4x4 MU-MIMO Dual Band Module	Power: Powered by Test Jig
Test Mode: Transmit by 802.11n-HT20 at 2457MHz	



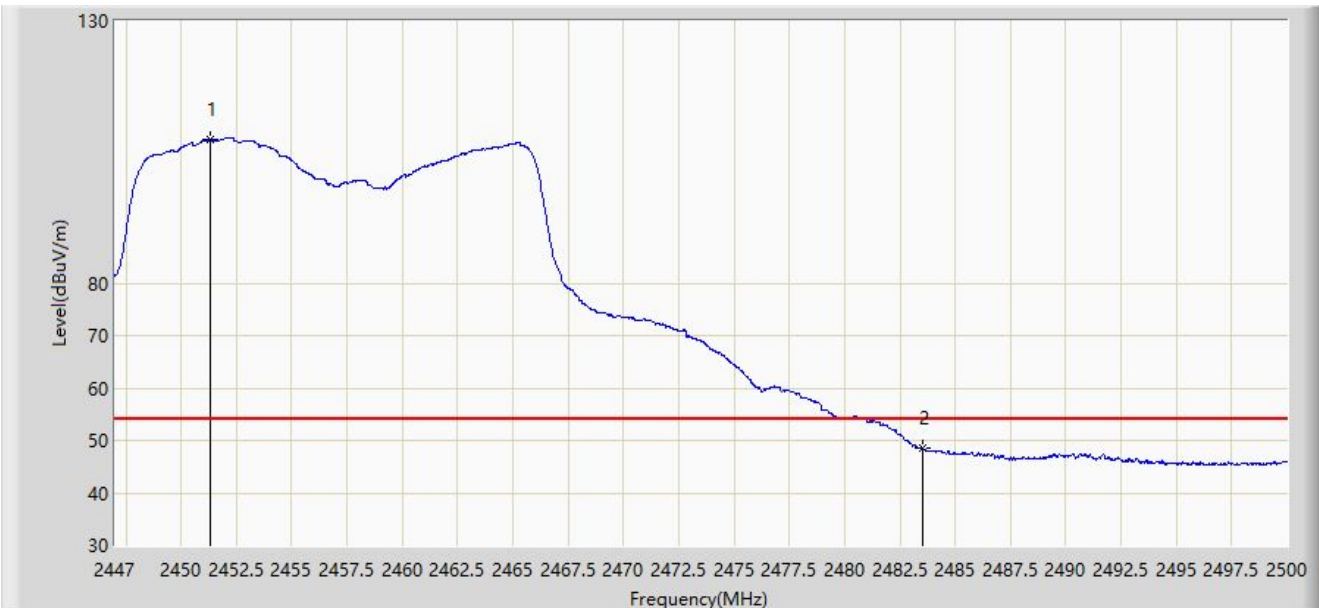
No	Mark	Frequency (MHz)	Measure Level (dBμV/m)	Reading Level (dBμV)	Margin (dB)	Limit (dBμV/m)	Factor (dB/m)	Type
1		2452.512	116.442	85.572	N/A	N/A	30.870	PK
2		2483.500	61.043	30.152	-12.957	74.000	30.892	PK
3	*	2484.868	64.698	33.809	-9.302	74.000	30.890	PK

Note 1: " \* ", means this data is the worst emission level.

Note 2: Measure Level (dBμV/m) = Reading Level (dBμV) + Factor (dB/m).

Note 3: Factor (dB/m) = Cable Loss (dB) + Antenna Factor (dB/m).

Site: WZ-AC1	Test Date: 2022-11-30
Limit: FCC_2.4G_RE(3m)	Engineer: Carl Jiang
Probe: BBHA9120D_1167_1-18GHz	Polarity: Horizontal
EUT: WiFi 6 (802.11ax) 4x4 MU-MIMO Dual Band Module	Power: Powered by Test Jig
Test Mode: Transmit by 802.11n-HT20 at 2457MHz	



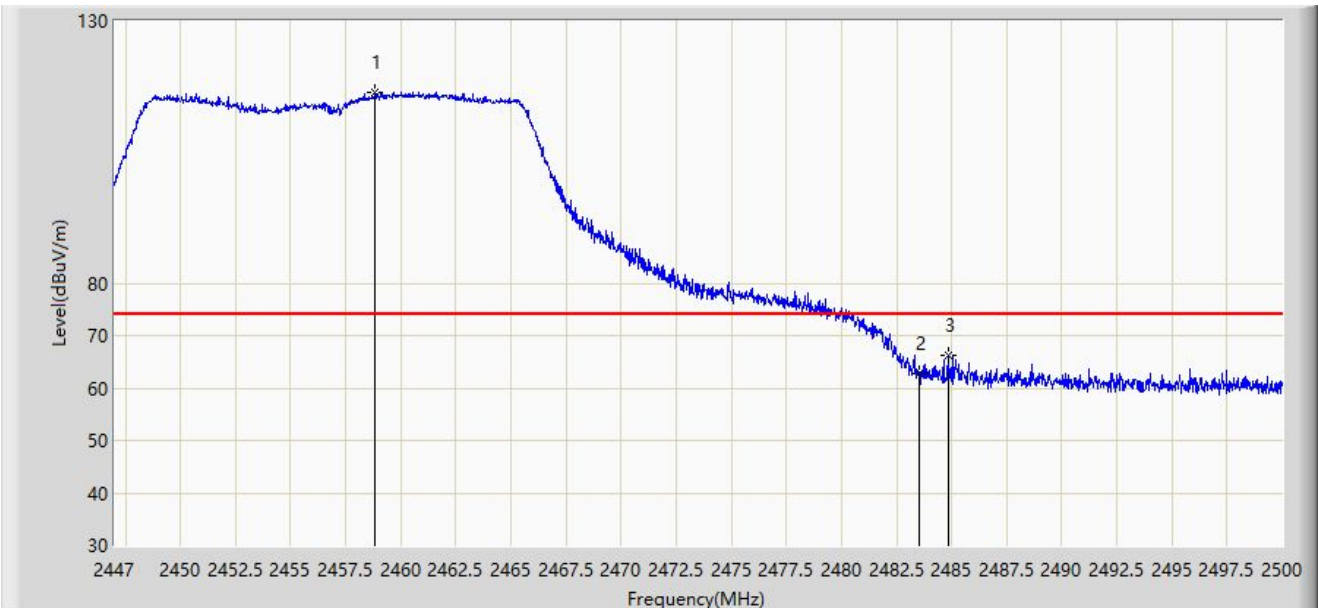
No	Mark	Frequency (MHz)	Measure Level (dBμV/m)	Reading Level (dBμV)	Margin (dB)	Limit (dBμV/m)	Factor (dB/m)	Type
1		2451.346	107.534	76.665	N/A	N/A	30.869	AV
2	*	2483.500	48.607	17.716	-5.393	54.000	30.892	AV

Note 1: " \* ", means this data is the worst emission level.

Note 2: Measure Level (dBμV/m) = Reading Level (dBμV) + Factor (dB/m).

Note 3: Factor (dB/m) = Cable Loss (dB) + Antenna Factor (dB/m).

Site: WZ-AC1	Test Date: 2022-11-30
Limit: FCC_2.4G_RE(3m)	Engineer: Carl Jiang
Probe: BBHA9120D_1167_1-18GHz	Polarity: Vertical
EUT: WiFi 6 (802.11ax) 4x4 MU-MIMO Dual Band Module	Power: Powered by Test Jig
Test Mode: Transmit by 802.11n-HT20 at 2457MHz	



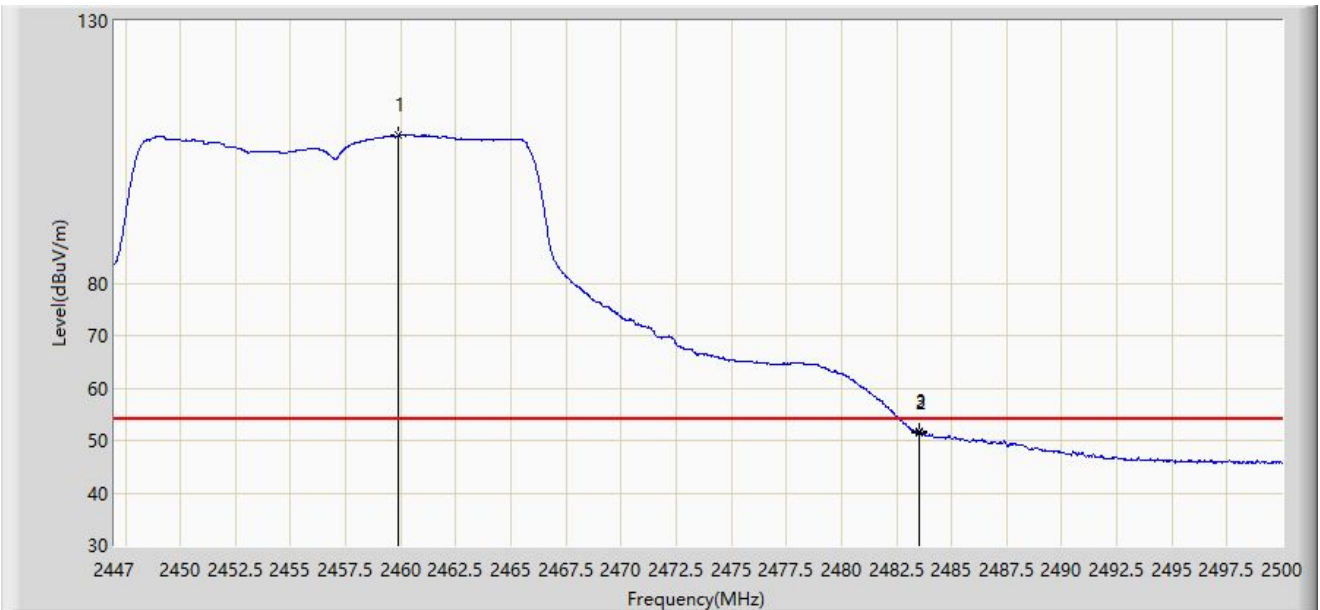
No	Mark	Frequency (MHz)	Measure Level (dB $\mu$ V/m)	Reading Level (dB $\mu$ V)	Margin (dB)	Limit (dB $\mu$ V/m)	Factor (dB/m)	Type
1		2458.845	116.521	85.645	N/A	N/A	30.876	PK
2		2483.500	62.743	31.852	-11.257	74.000	30.892	PK
3	*	2484.842	66.336	35.447	-7.664	74.000	30.890	PK

Note 1: " \* ", means this data is the worst emission level.

Note 2: Measure Level (dB $\mu$ V/m) = Reading Level (dB $\mu$ V) + Factor (dB/m).

Note 3: Factor (dB/m) = Cable Loss (dB) + Antenna Factor (dB/m).

Site: WZ-AC1	Test Date: 2022-11-30
Limit: FCC_2.4G_RE(3m)	Engineer: Carl Jiang
Probe: BBHA9120D_1167_1-18GHz	Polarity: Vertical
EUT: WiFi 6 (802.11ax) 4x4 MU-MIMO Dual Band Module	Power: Powered by Test Jig
Test Mode: Transmit by 802.11n-HT20 at 2457MHz	



No	Mark	Frequency (MHz)	Measure Level (dB $\mu$ V/m)	Reading Level (dB $\mu$ V)	Margin (dB)	Limit (dB $\mu$ V/m)	Factor (dB/m)	Type
1		2459.906	108.120	77.242	N/A	N/A	30.878	AV
2		2483.500	51.461	20.570	-2.539	54.000	30.892	AV
3	*	2483.543	51.635	20.744	-2.365	54.000	30.892	AV

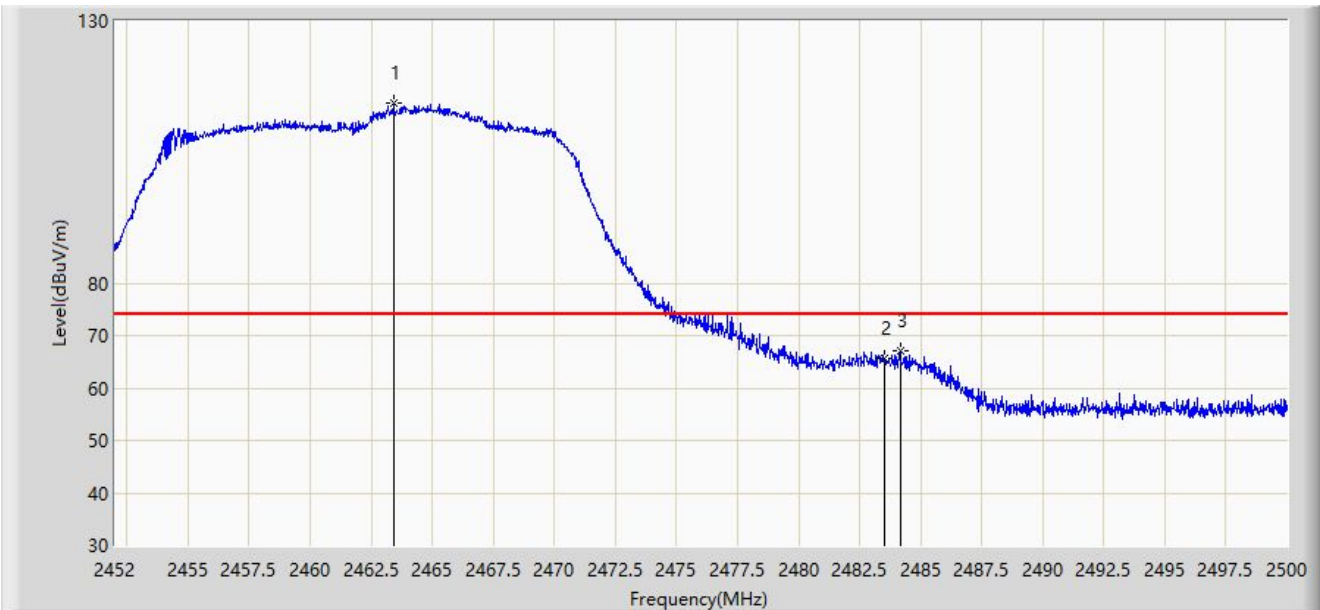
Note 1: " \* ", means this data is the worst emission level.

Note 2: Measure Level (dB $\mu$ V/m) = Reading Level (dB $\mu$ V) + Factor (dB/m).

Note 3: Factor (dB/m) = Cable Loss (dB) + Antenna Factor (dB/m).



Site: WZ-AC1	Test Date: 2022-11-19
Limit: FCC_2.4G_RE(3m)	Engineer: Carl Jiang
Probe: BBHA9120D_1167_1-18GHz	Polarity: Horizontal
EUT: WiFi 6 (802.11ax) 4x4 MU-MIMO Dual Band Module	Power: Powered by Test Jig
Test Mode: Transmit by 802.11n-HT20 at 2462MHz	



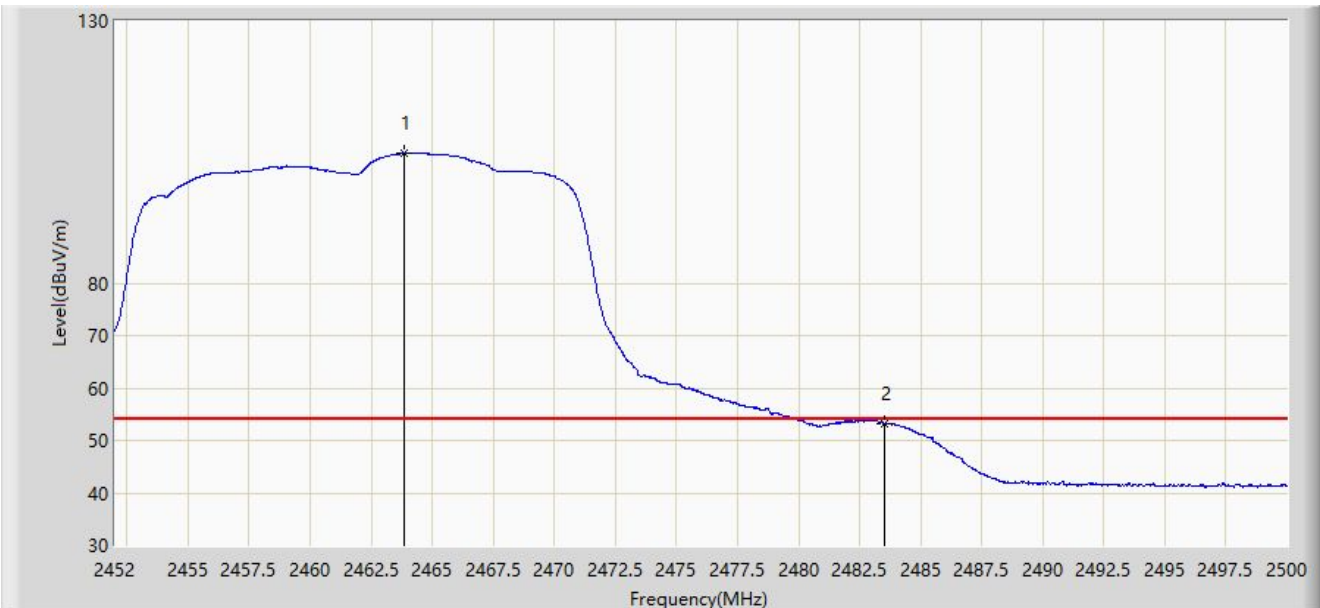
No	Mark	Frequency (MHz)	Measure Level (dB $\mu$ V/m)	Reading Level (dB $\mu$ V)	Margin (dB)	Limit (dB $\mu$ V/m)	Factor (dB/m)	Type
1		2463.400	114.241	83.356	N/A	N/A	30.886	PK
2		2483.500	65.719	34.828	-8.281	74.000	30.892	PK
3	*	2484.184	67.146	36.256	-6.854	74.000	30.891	PK

Note 1: " \* ", means this data is the worst emission level.

Note 2: Measure Level (dB $\mu$ V/m) = Reading Level (dB $\mu$ V) + Factor (dB/m).

Note 3: Factor (dB/m) = Cable Loss (dB) + Antenna Factor (dB/m).

Site: WZ-AC1	Test Date: 2022-11-19
Limit: FCC_2.4G_RE(3m)	Engineer: Carl Jiang
Probe: BBHA9120D_1167_1-18GHz	Polarity: Horizontal
EUT: WiFi 6 (802.11ax) 4x4 MU-MIMO Dual Band Module	Power: Powered by Test Jig
Test Mode: Transmit by 802.11n-HT20 at 2462MHz	



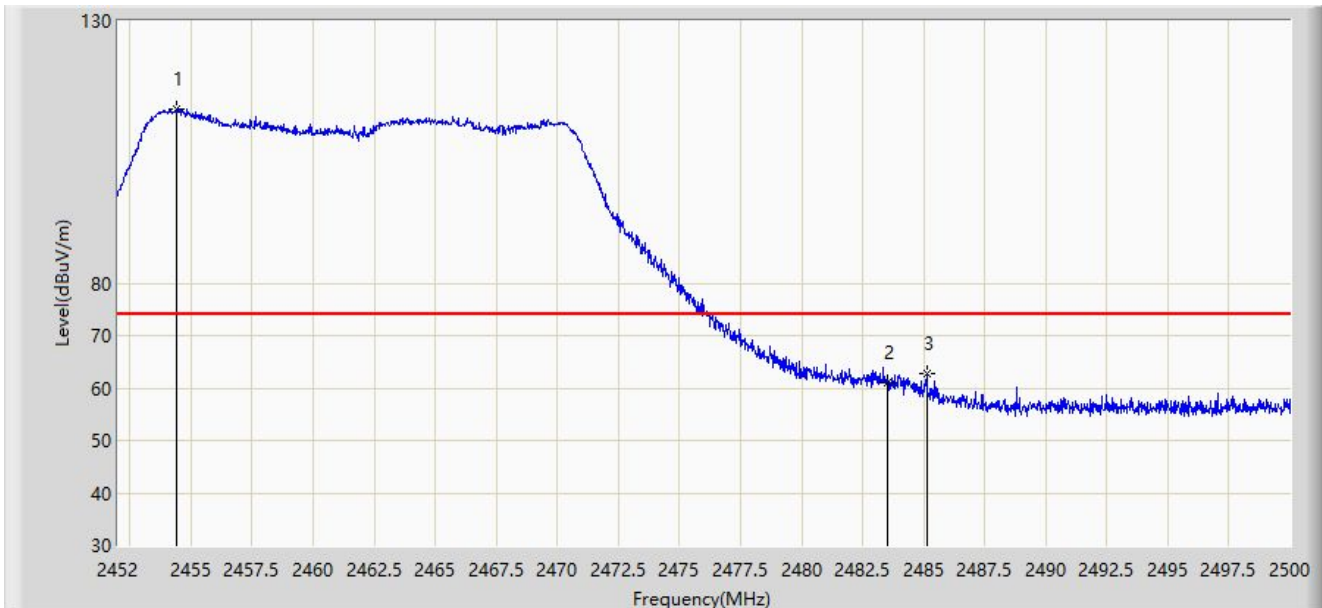
No	Mark	Frequency (MHz)	Measure Level (dB $\mu$ V/m)	Reading Level (dB $\mu$ V)	Margin (dB)	Limit (dB $\mu$ V/m)	Factor (dB/m)	Type
1		2463.832	104.704	73.818	N/A	N/A	30.886	AV
2	*	2483.500	53.269	22.378	-0.731	54.000	30.892	AV

Note 1: " \* ", means this data is the worst emission level.

Note 2: Measure Level (dB $\mu$ V/m) = Reading Level (dB $\mu$ V) + Factor (dB/m).

Note 3: Factor (dB/m) = Cable Loss (dB) + Antenna Factor (dB/m).

Site: WZ-AC1	Test Date: 2022-11-19
Limit: FCC_2.4G_RE(3m)	Engineer: Carl Jiang
Probe: BBHA9120D_1167_1-18GHz	Polarity: Vertical
EUT: WiFi 6 (802.11ax) 4x4 MU-MIMO Dual Band Module	Power: Powered by Test Jig
Test Mode: Transmit by 802.11n-HT20 at 2462MHz	



No	Mark	Frequency (MHz)	Measure Level (dB $\mu$ V/m)	Reading Level (dB $\mu$ V)	Margin (dB)	Limit (dB $\mu$ V/m)	Factor (dB/m)	Type
1		2454.376	113.172	82.301	N/A	N/A	30.870	PK
2		2483.500	61.042	30.151	-12.958	74.000	30.892	PK
3	*	2485.120	62.776	31.887	-11.224	74.000	30.889	PK

Note 1: " \* ", means this data is the worst emission level.

Note 2: Measure Level (dB $\mu$ V/m) = Reading Level (dB $\mu$ V) + Factor (dB/m).

Note 3: Factor (dB/m) = Cable Loss (dB) + Antenna Factor (dB/m).

Site: WZ-AC1	Test Date: 2022-11-19
Limit: FCC_2.4G_RE(3m)	Engineer: Carl Jiang
Probe: BBHA9120D_1167_1-18GHz	Polarity: Vertical
EUT: WiFi 6 (802.11ax) 4x4 MU-MIMO Dual Band Module	Power: Powered by Test Jig
Test Mode: Transmit by 802.11n-HT20 at 2462MHz	



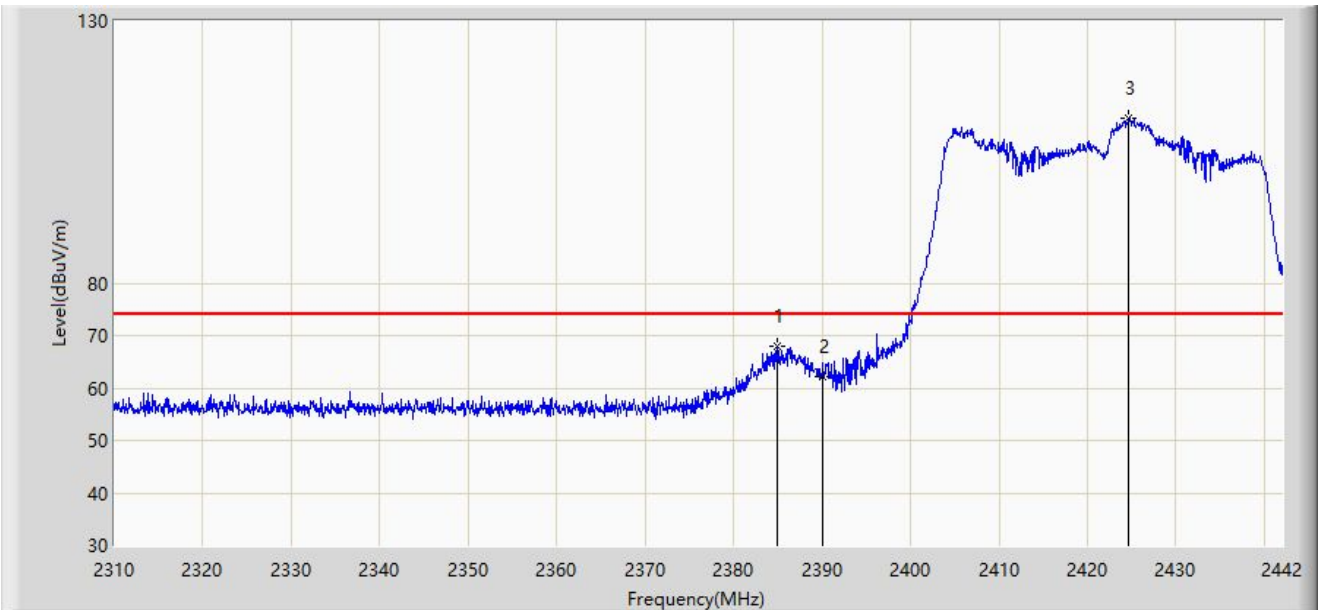
No	Mark	Frequency (MHz)	Measure Level (dBμV/m)	Reading Level (dBμV)	Margin (dB)	Limit (dBμV/m)	Factor (dB/m)	Type
1		2453.512	105.026	74.156	N/A	N/A	30.870	AV
2	*	2483.500	49.199	18.308	-4.801	54.000	30.892	AV

Note 1: " \* ", means this data is the worst emission level.

Note 2: Measure Level (dBμV/m) = Reading Level (dBμV) + Factor (dB/m).

Note 3: Factor (dB/m) = Cable Loss (dB) + Antenna Factor (dB/m).

Site: WZ-AC1	Test Date: 2022-11-19
Limit: FCC_2.4G_RE(3m)	Engineer: Carl Jiang
Probe: BBHA9120D_1167_1-18GHz	Polarity: Horizontal
EUT: WiFi 6 (802.11ax) 4x4 MU-MIMO Dual Band Module	Power: Powered by Test Jig
Test Mode: Transmit by 802.11n-HT40 at 2422MHz	



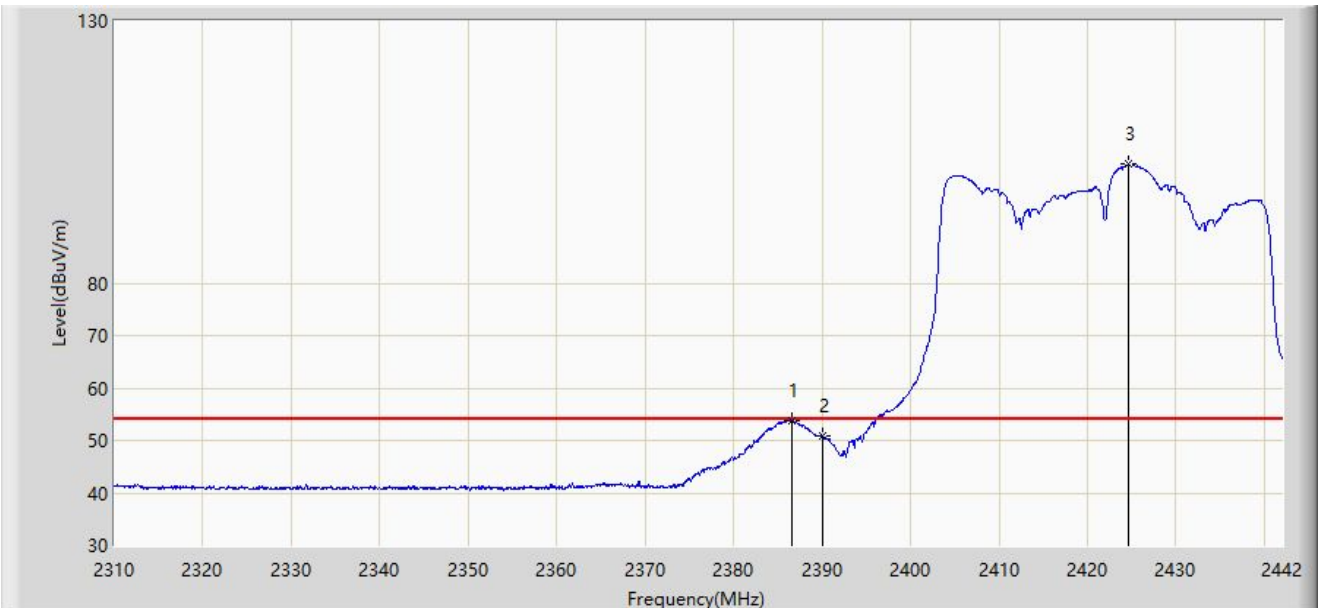
No	Mark	Frequency (MHz)	Measure Level (dBμV/m)	Reading Level (dBμV)	Margin (dB)	Limit (dBμV/m)	Factor (dB/m)	Type
1	*	2384.910	68.050	37.056	-5.950	74.000	30.994	PK
2		2390.000	62.129	31.137	-11.871	74.000	30.992	PK
3		2424.708	111.545	80.632	N/A	N/A	30.913	PK

Note 1: " \* ", means this data is the worst emission level.

Note 2: Measure Level (dBμV/m) = Reading Level (dBμV) + Factor (dB/m).

Note 3: Factor (dB/m) = Cable Loss (dB) + Antenna Factor (dB/m).

Site: WZ-AC1	Test Date: 2022-11-19
Limit: FCC_2.4G_RE(3m)	Engineer: Carl Jiang
Probe: BBHA9120D_1167_1-18GHz	Polarity: Horizontal
EUT: WiFi 6 (802.11ax) 4x4 MU-MIMO Dual Band Module	Power: Powered by Test Jig
Test Mode: Transmit by 802.11n-HT40 at 2422MHz	



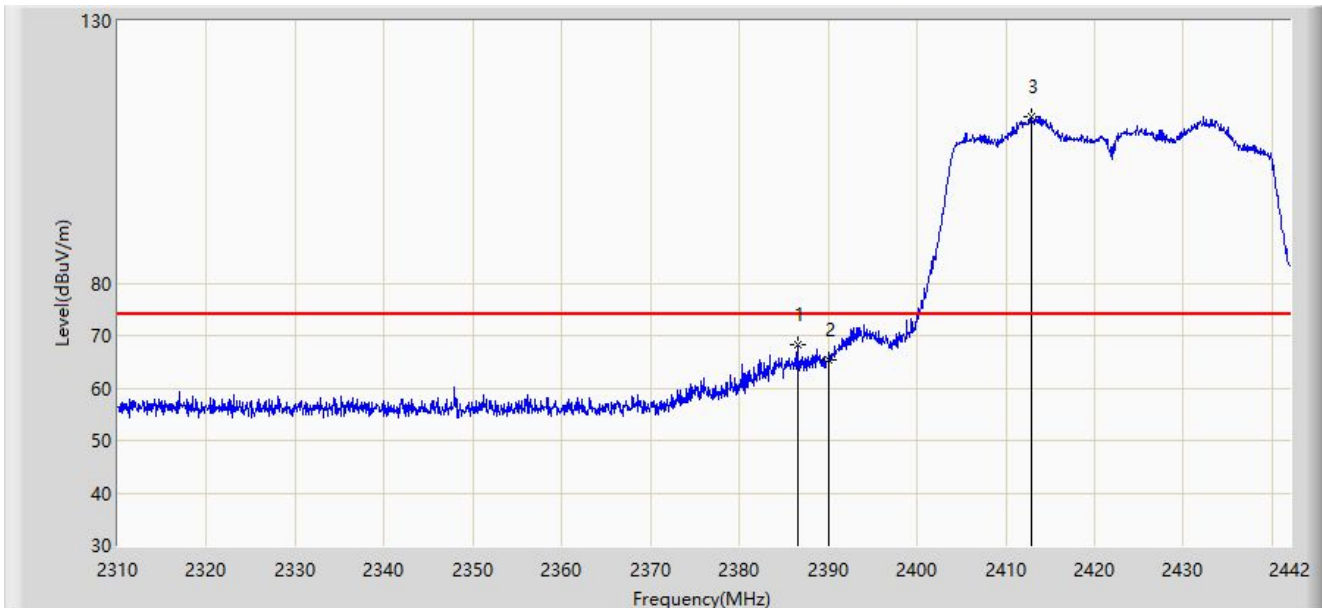
No	Mark	Frequency (MHz)	Measure Level (dBμV/m)	Reading Level (dBμV)	Margin (dB)	Limit (dBμV/m)	Factor (dB/m)	Type
1	*	2386.560	53.817	22.823	-0.183	54.000	30.993	AV
2		2390.000	50.912	19.920	-3.088	54.000	30.992	AV
3		2424.708	102.609	71.696	N/A	N/A	30.913	AV

Note 1: " \* ", means this data is the worst emission level.

Note 2: Measure Level (dBμV/m) = Reading Level (dBμV) + Factor (dB/m).

Note 3: Factor (dB/m) = Cable Loss (dB) + Antenna Factor (dB/m).

Site: WZ-AC1	Test Date: 2022-11-19
Limit: FCC_2.4G_RE(3m)	Engineer: Carl Jiang
Probe: BBHA9120D_1167_1-18GHz	Polarity: Vertical
EUT: WiFi 6 (802.11ax) 4x4 MU-MIMO Dual Band Module	Power: Powered by Test Jig
Test Mode: Transmit by 802.11n-HT40 at 2422MHz	



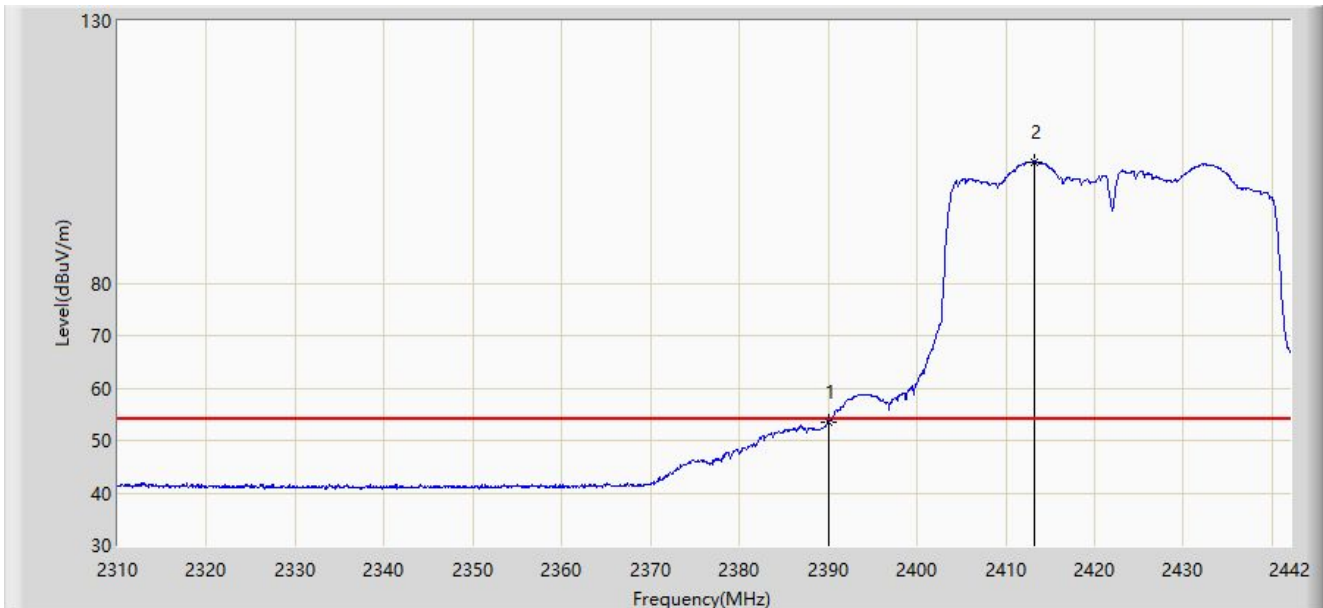
No	Mark	Frequency (MHz)	Measure Level (dB $\mu$ V/m)	Reading Level (dB $\mu$ V)	Margin (dB)	Limit (dB $\mu$ V/m)	Factor (dB/m)	Type
1	*	2386.560	68.309	37.315	-5.691	74.000	30.993	PK
2		2390.000	65.307	34.315	-8.693	74.000	30.992	PK
3		2412.828	111.699	80.747	N/A	N/A	30.953	PK

Note 1: " \* ", means this data is the worst emission level.

Note 2: Measure Level (dB $\mu$ V/m) = Reading Level (dB $\mu$ V) + Factor (dB/m).

Note 3: Factor (dB/m) = Cable Loss (dB) + Antenna Factor (dB/m).

Site: WZ-AC1	Test Date: 2022-11-19
Limit: FCC_2.4G_RE(3m)	Engineer: Carl Jiang
Probe: BBHA9120D_1167_1-18GHz	Polarity: Vertical
EUT: WiFi 6 (802.11ax) 4x4 MU-MIMO Dual Band Module	Power: Powered by Test Jig
Test Mode: Transmit by 802.11n-HT40 at 2422MHz	



No	Mark	Frequency (MHz)	Measure Level (dBμV/m)	Reading Level (dBμV)	Margin (dB)	Limit (dBμV/m)	Factor (dB/m)	Type
1	*	2390.000	53.515	22.523	-0.485	54.000	30.992	AV
2		2413.224	103.179	72.228	N/A	N/A	30.951	AV

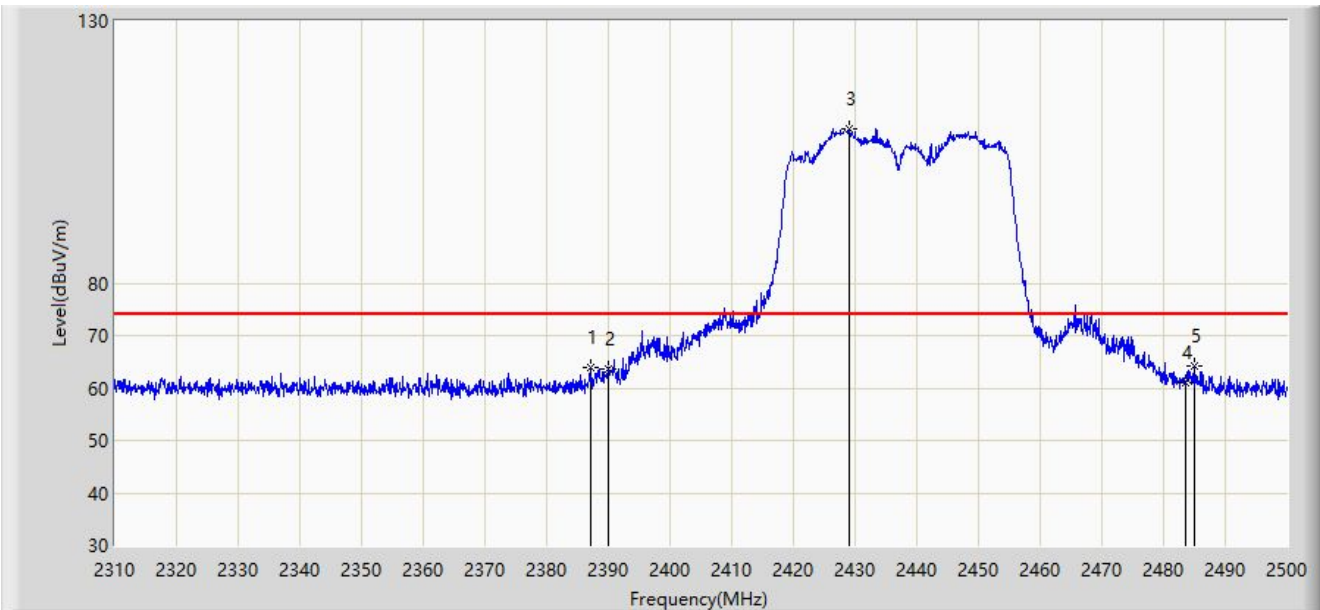
Note 1: " \* ", means this data is the worst emission level.

Note 2: Measure Level (dBμV/m) = Reading Level (dBμV) + Factor (dB/m).

Note 3: Factor (dB/m) = Cable Loss (dB) + Antenna Factor (dB/m).



Site: WZ-AC1	Test Date: 2022-12-01
Limit: FCC_2.4G_RE(3m)	Engineer: Carl Jiang
Probe: BBHA9120D_1167_1-18GHz	Polarity: Horizontal
EUT: WiFi 6 (802.11ax) 4x4 MU-MIMO Dual Band Module	Power: Powered by Test Jig
Test Mode: Transmit by 802.11n-HT40 at 2437MHz	



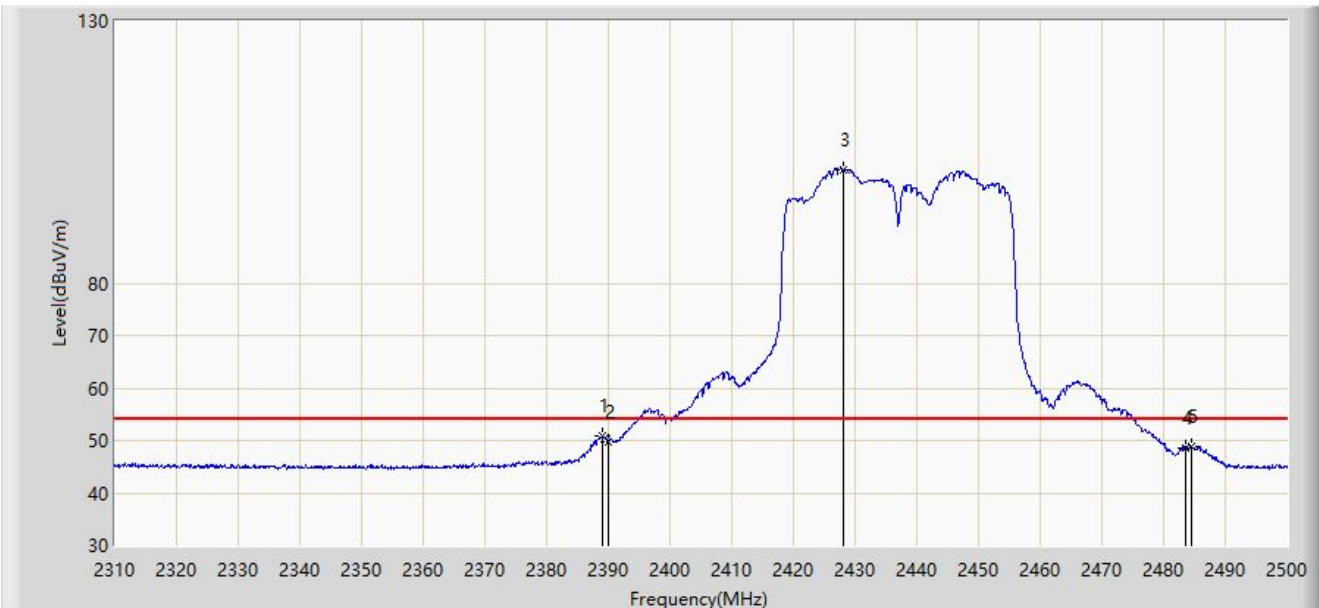
No	Mark	Frequency (MHz)	Measure Level (dBμV/m)	Reading Level (dBμV)	Margin (dB)	Limit (dBμV/m)	Factor (dB/m)	Type
1		2387.045	63.921	32.927	-10.079	74.000	30.994	PK
2		2390.000	63.558	32.566	-10.442	74.000	30.992	PK
3		2428.940	109.354	78.458	N/A	N/A	30.896	PK
4		2483.500	60.929	30.038	-13.071	74.000	30.892	PK
5	*	2485.085	64.103	33.214	-9.897	74.000	30.889	PK

Note 1: " \* ", means this data is the worst emission level.

Note 2: Measure Level (dBμV/m) = Reading Level (dBμV) + Factor (dB/m).

Note 3: Factor (dB/m) = Cable Loss (dB) + Antenna Factor (dB/m).

Site: WZ-AC1	Test Date: 2022-12-01
Limit: FCC_2.4G_RE(3m)	Engineer: Carl Jiang
Probe: BBHA9120D_1167_1-18GHz	Polarity: Horizontal
EUT: WiFi 6 (802.11ax) 4x4 MU-MIMO Dual Band Module	Power: Powered by Test Jig
Test Mode: Transmit by 802.11n-HT40 at 2437MHz	



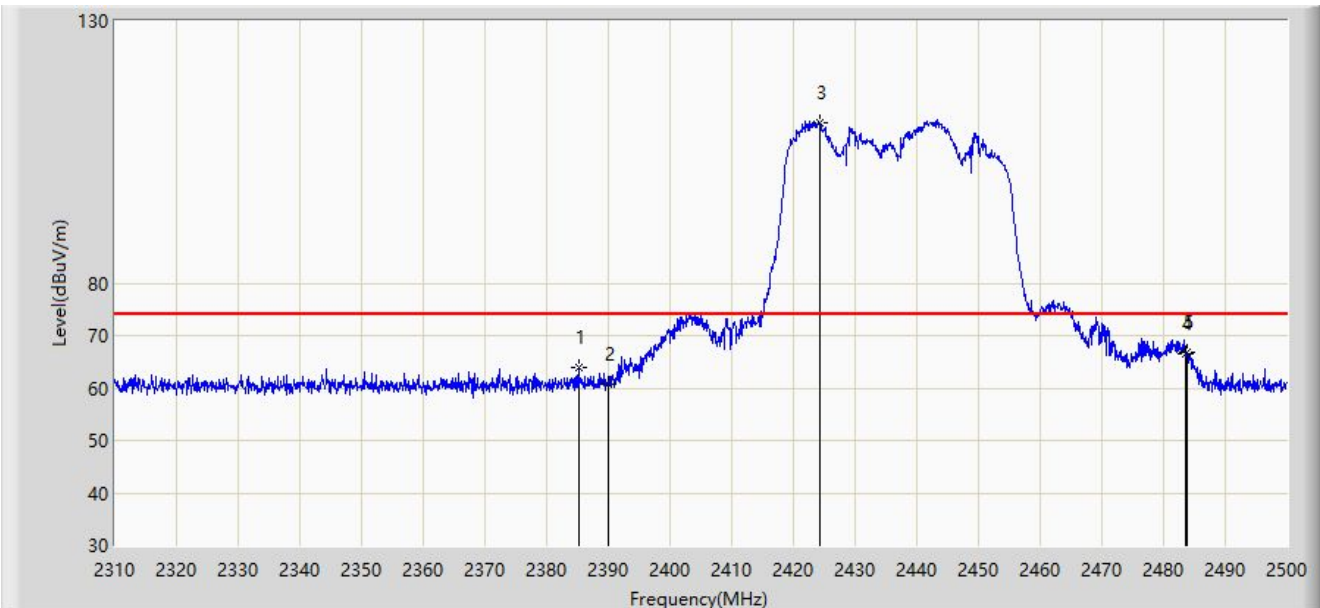
No	Mark	Frequency (MHz)	Measure Level (dBμV/m)	Reading Level (dBμV)	Margin (dB)	Limit (dBμV/m)	Factor (dB/m)	Type
1	*	2389.135	50.759	19.766	-3.241	54.000	30.993	AV
2		2390.000	49.727	18.735	-4.273	54.000	30.992	AV
3		2428.180	101.594	70.695	N/A	N/A	30.899	AV
4		2483.500	48.536	17.645	-5.464	54.000	30.892	AV
5		2484.515	48.976	18.086	-5.024	54.000	30.890	AV

Note 1: " \* ", means this data is the worst emission level.

Note 2: Measure Level (dBμV/m) = Reading Level (dBμV) + Factor (dB/m).

Note 3: Factor (dB/m) = Cable Loss (dB) + Antenna Factor (dB/m).

Site: WZ-AC1	Test Date: 2022-12-01
Limit: FCC_2.4G_RE(3m)	Engineer: Carl Jiang
Probe: BBHA9120D_1167_1-18GHz	Polarity: Vertical
EUT: WiFi 6 (802.11ax) 4x4 MU-MIMO Dual Band Module	Power: Powered by Test Jig
Test Mode: Transmit by 802.11n-HT40 at 2437MHz	



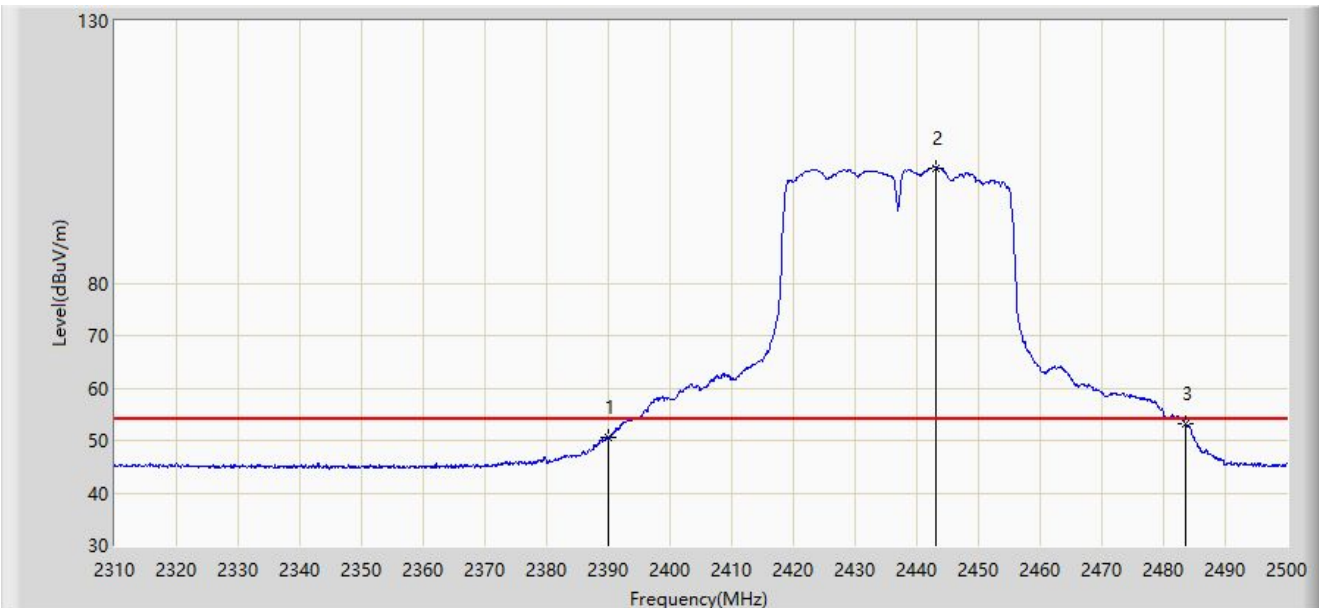
No	Mark	Frequency (MHz)	Measure Level (dBμV/m)	Reading Level (dBμV)	Margin (dB)	Limit (dBμV/m)	Factor (dB/m)	Type
1		2385.145	63.886	32.892	-10.114	74.000	30.995	PK
2		2390.000	60.768	29.776	-13.232	74.000	30.992	PK
3		2424.285	110.627	79.712	N/A	N/A	30.915	PK
4		2483.500	66.448	35.557	-7.552	74.000	30.892	PK
5	*	2483.755	66.868	35.977	-7.132	74.000	30.891	PK

Note 1: " \* ", means this data is the worst emission level.

Note 2: Measure Level (dBμV/m) = Reading Level (dBμV) + Factor (dB/m).

Note 3: Factor (dB/m) = Cable Loss (dB) + Antenna Factor (dB/m).

Site: WZ-AC1	Test Date: 2022-12-01
Limit: FCC_2.4G_RE(3m)	Engineer: Carl Jiang
Probe: BBHA9120D_1167_1-18GHz	Polarity: Vertical
EUT: WiFi 6 (802.11ax) 4x4 MU-MIMO Dual Band Module	Power: Powered by Test Jig
Test Mode: Transmit by 802.11n-HT40 at 2437MHz	



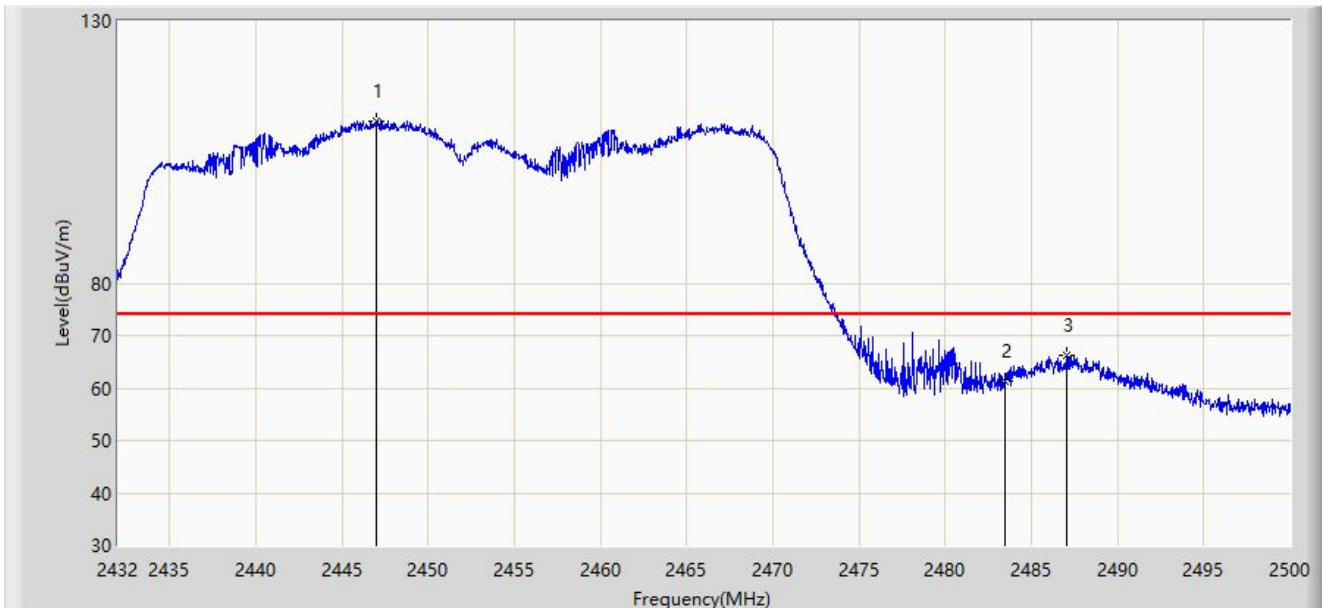
No	Mark	Frequency (MHz)	Measure Level (dB $\mu$ V/m)	Reading Level (dB $\mu$ V)	Margin (dB)	Limit (dB $\mu$ V/m)	Factor (dB/m)	Type
1		2390.000	50.535	19.543	-3.465	54.000	30.992	AV
2		2443.190	102.015	71.150	N/A	N/A	30.865	AV
3	*	2483.500	53.266	22.375	-0.734	54.000	30.892	AV

Note 1: " \* ", means this data is the worst emission level.

Note 2: Measure Level (dB $\mu$ V/m) = Reading Level (dB $\mu$ V) + Factor (dB/m).

Note 3: Factor (dB/m) = Cable Loss (dB) + Antenna Factor (dB/m).

Site: WZ-AC1	Test Date: 2022-11-19
Limit: FCC_2.4G_RE(3m)	Engineer: Carl Jiang
Probe: BBHA9120D_1167_1-18GHz	Polarity: Horizontal
EUT: WiFi 6 (802.11ax) 4x4 MU-MIMO Dual Band Module	Power: Powered by Test Jig
Test Mode: Transmit by 802.11n-HT40 at 2452MHz	



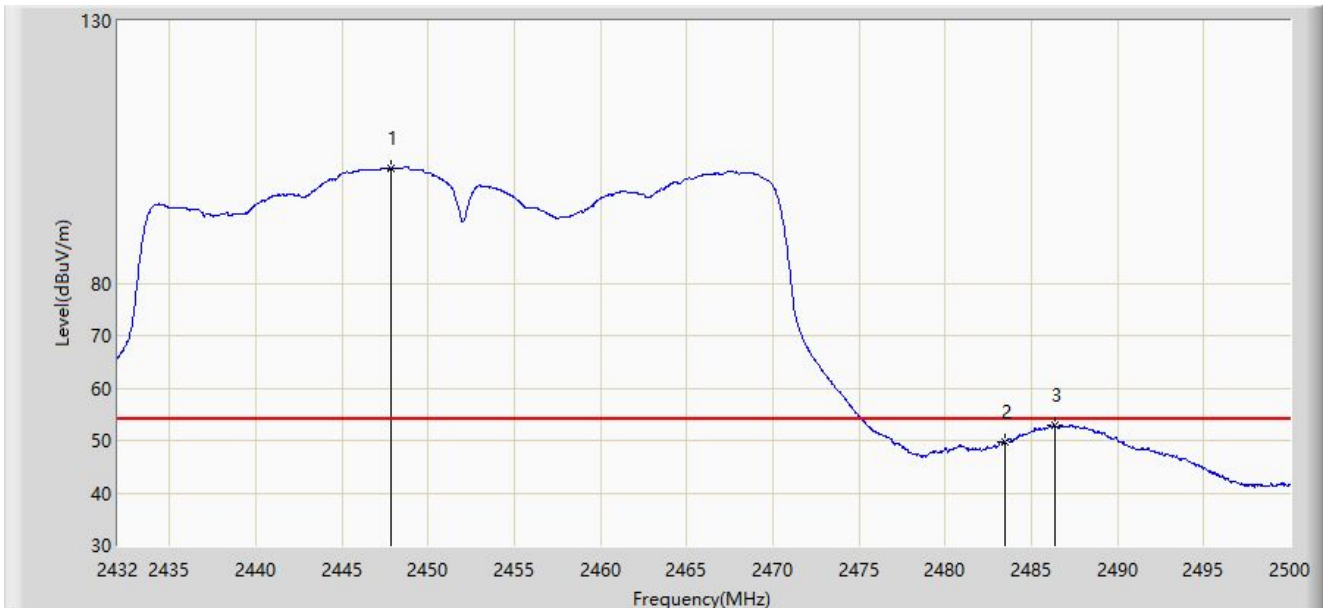
No	Mark	Frequency (MHz)	Measure Level (dB $\mu$ V/m)	Reading Level (dB $\mu$ V)	Margin (dB)	Limit (dB $\mu$ V/m)	Factor (dB/m)	Type
1		2446.960	110.964	80.097	N/A	N/A	30.867	PK
2		2483.500	61.282	30.391	-12.718	74.000	30.892	PK
3	*	2487.012	66.307	35.421	-7.693	74.000	30.886	PK

Note 1: " \* ", means this data is the worst emission level.

Note 2: Measure Level (dB $\mu$ V/m) = Reading Level (dB $\mu$ V) + Factor (dB/m).

Note 3: Factor (dB/m) = Cable Loss (dB) + Antenna Factor (dB/m).

Site: WZ-AC1	Test Date: 2022-11-19
Limit: FCC_2.4G_RE(3m)	Engineer: Carl Jiang
Probe: BBHA9120D_1167_1-18GHz	Polarity: Horizontal
EUT: WiFi 6 (802.11ax) 4x4 MU-MIMO Dual Band Module	Power: Powered by Test Jig
Test Mode: Transmit by 802.11n-HT40 at 2452MHz	



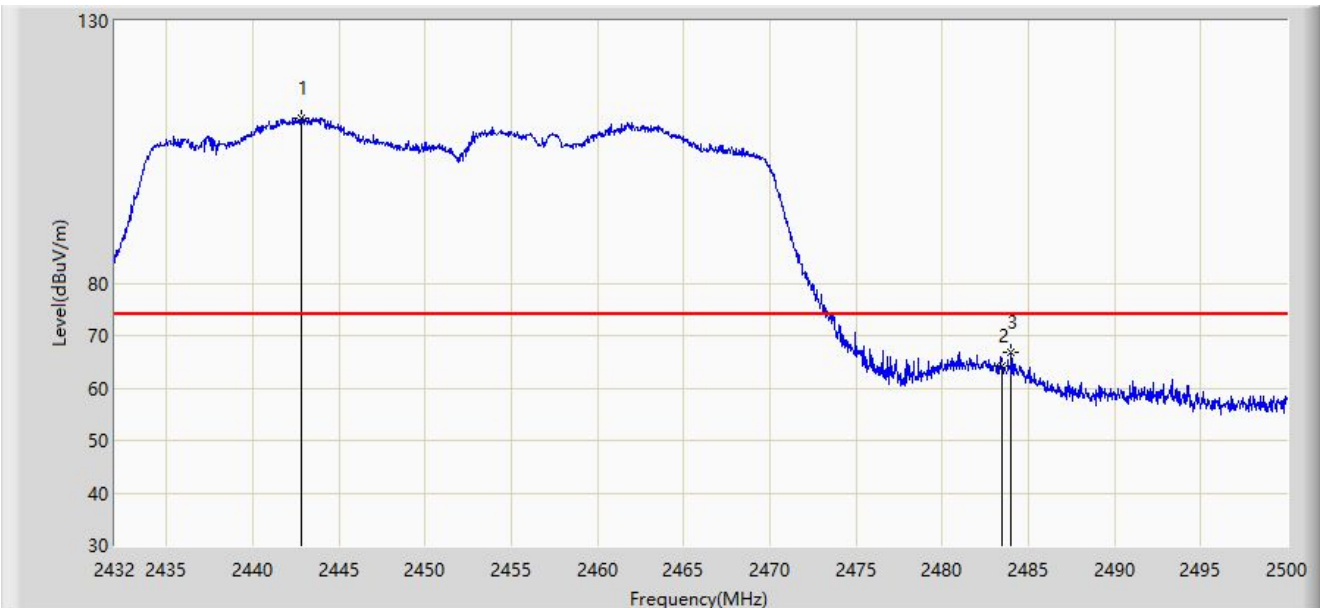
No	Mark	Frequency (MHz)	Measure Level (dBμV/m)	Reading Level (dBμV)	Margin (dB)	Limit (dBμV/m)	Factor (dB/m)	Type
1		2447.878	101.897	71.030	N/A	N/A	30.867	AV
2		2483.500	49.800	18.909	-4.200	54.000	30.892	AV
3	*	2486.332	52.949	22.062	-1.051	54.000	30.887	AV

Note 1: " \* ", means this data is the worst emission level.

Note 2: Measure Level (dBμV/m) = Reading Level (dBμV) + Factor (dB/m).

Note 3: Factor (dB/m) = Cable Loss (dB) + Antenna Factor (dB/m).

Site: WZ-AC1	Test Date: 2022-11-19
Limit: FCC_2.4G_RE(3m)	Engineer: Carl Jiang
Probe: BBHA9120D_1167_1-18GHz	Polarity: Vertical
EUT: WiFi 6 (802.11ax) 4x4 MU-MIMO Dual Band Module	Power: Powered by Test Jig
Test Mode: Transmit by 802.11n-HT40 at 2452MHz	



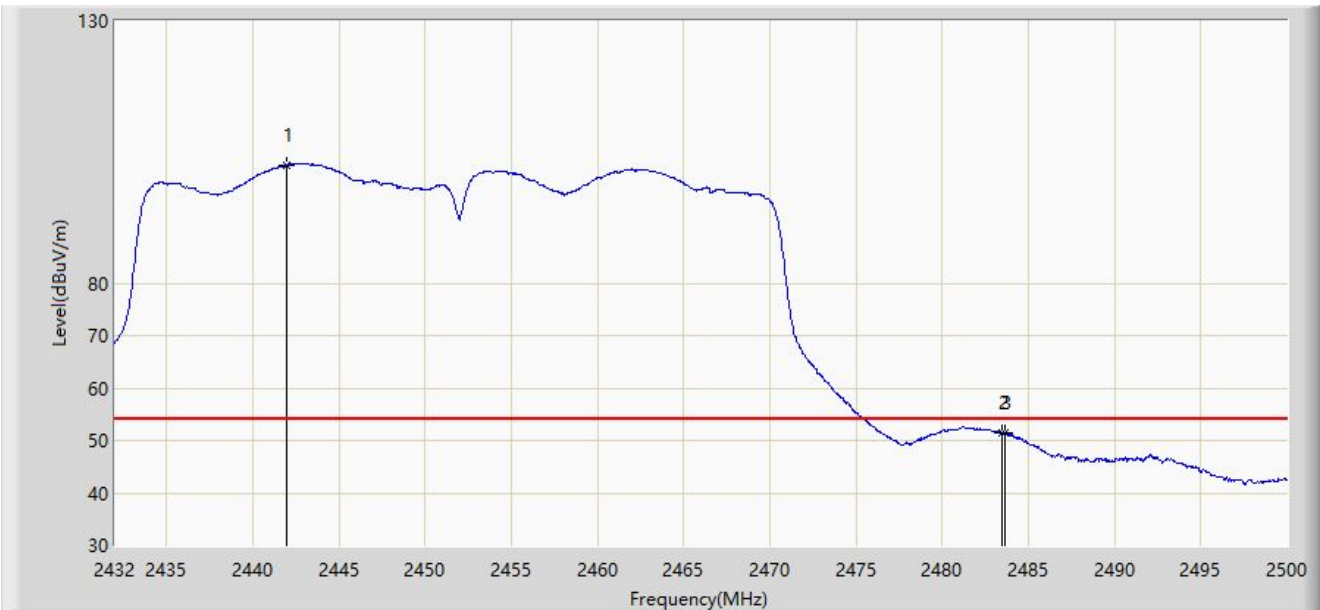
No	Mark	Frequency (MHz)	Measure Level (dB $\mu$ V/m)	Reading Level (dB $\mu$ V)	Margin (dB)	Limit (dB $\mu$ V/m)	Factor (dB/m)	Type
1		2442.812	111.567	80.702	N/A	N/A	30.866	PK
2		2483.500	64.176	33.285	-9.824	74.000	30.892	PK
3	*	2484.020	66.701	35.810	-7.299	74.000	30.891	PK

Note 1: " \* ", means this data is the worst emission level.

Note 2: Measure Level (dB $\mu$ V/m) = Reading Level (dB $\mu$ V) + Factor (dB/m).

Note 3: Factor (dB/m) = Cable Loss (dB) + Antenna Factor (dB/m).

Site: WZ-AC1	Test Date: 2022-11-19
Limit: FCC_2.4G_RE(3m)	Engineer: Carl Jiang
Probe: BBHA9120D_1167_1-18GHz	Polarity: Vertical
EUT: WiFi 6 (802.11ax) 4x4 MU-MIMO Dual Band Module	Power: Powered by Test Jig
Test Mode: Transmit by 802.11n-HT40 at 2452MHz	



No	Mark	Frequency (MHz)	Measure Level (dB $\mu$ V/m)	Reading Level (dB $\mu$ V)	Margin (dB)	Limit (dB $\mu$ V/m)	Factor (dB/m)	Type
1		2441.996	102.529	71.664	N/A	N/A	30.866	AV
2		2483.500	51.359	20.468	-2.641	54.000	30.892	AV
3	*	2483.680	51.361	20.470	-2.639	54.000	30.892	AV

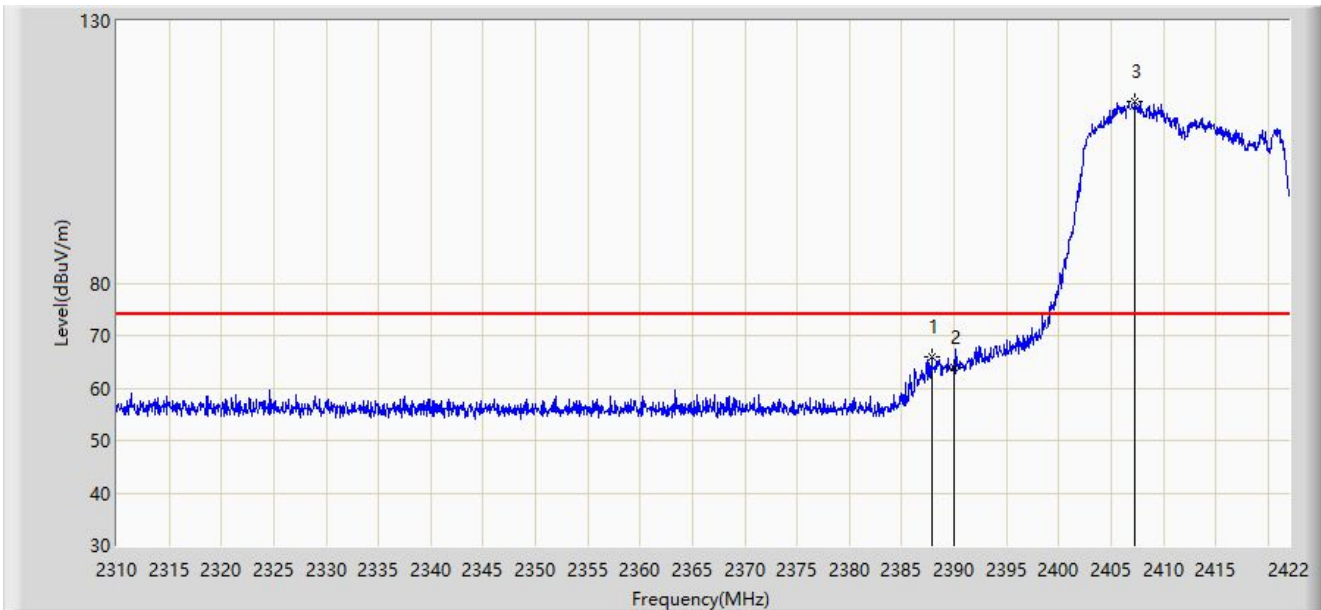
Note 1: " \* ", means this data is the worst emission level.

Note 2: Measure Level (dB $\mu$ V/m) = Reading Level (dB $\mu$ V) + Factor (dB/m).

Note 3: Factor (dB/m) = Cable Loss (dB) + Antenna Factor (dB/m).



Site: WZ-AC1	Test Date: 2022-11-19
Limit: FCC_2.4G_RE(3m)	Engineer: Carl Jiang
Probe: BBHA9120D_1167_1-18GHz	Polarity: Horizontal
EUT: WiFi 6 (802.11ax) 4x4 MU-MIMO Dual Band Module	Power: Powered by Test Jig
Test Mode: Transmit by 802.11ax-HE20 at 2412MHz	



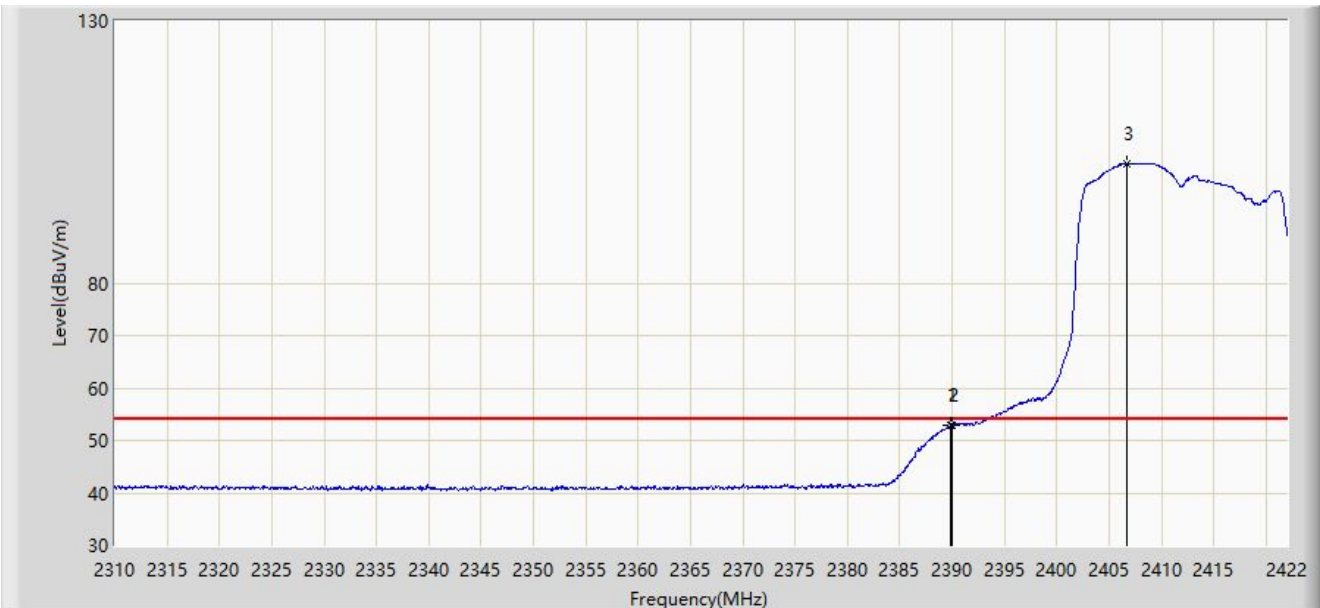
No	Mark	Frequency (MHz)	Measure Level (dBμV/m)	Reading Level (dBμV)	Margin (dB)	Limit (dBμV/m)	Factor (dB/m)	Type
1	*	2387.840	66.081	35.088	-7.919	74.000	30.993	PK
2		2390.000	63.985	32.993	-10.015	74.000	30.992	PK
3		2407.328	114.506	83.536	N/A	N/A	30.970	PK

Note 1: " \* ", means this data is the worst emission level.

Note 2: Measure Level (dBμV/m) = Reading Level (dBμV) + Factor (dB/m).

Note 3: Factor (dB/m) = Cable Loss (dB) + Antenna Factor (dB/m).

Site: WZ-AC1	Test Date: 2022-11-19
Limit: FCC_2.4G_RE(3m)	Engineer: Carl Jiang
Probe: BBHA9120D_1167_1-18GHz	Polarity: Horizontal
EUT: WiFi 6 (802.11ax) 4x4 MU-MIMO Dual Band Module	Power: Powered by Test Jig
Test Mode: Transmit by 802.11ax-HE20 at 2412MHz	



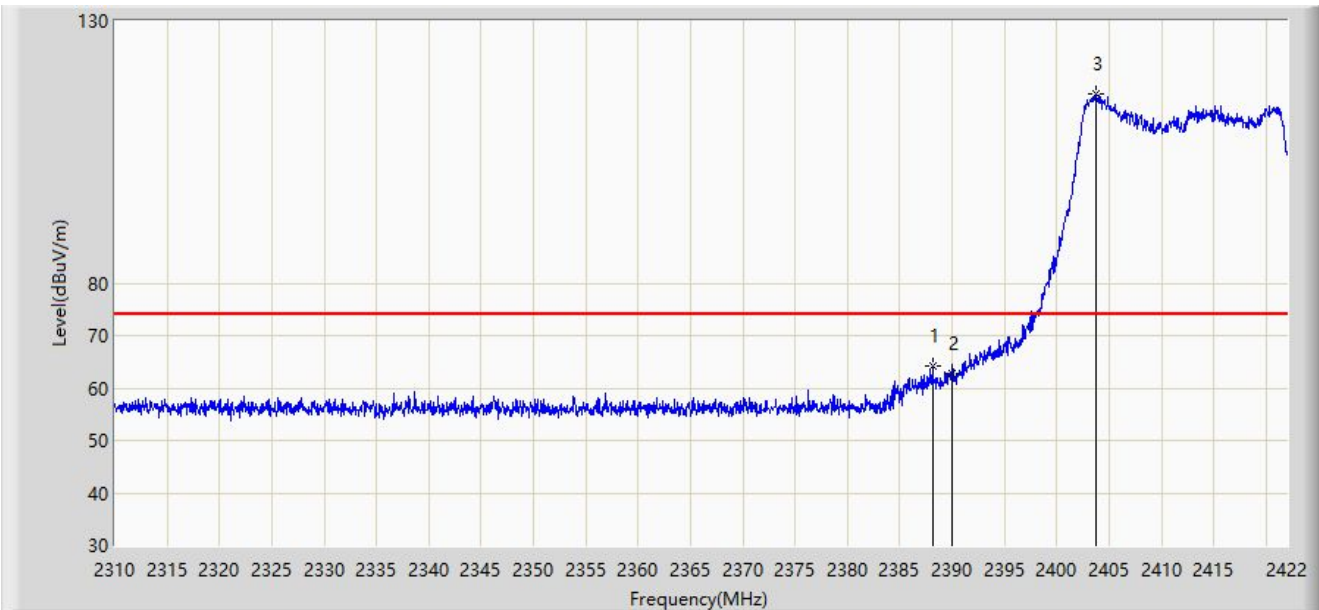
No	Mark	Frequency (MHz)	Measure Level (dBμV/m)	Reading Level (dBμV)	Margin (dB)	Limit (dBμV/m)	Factor (dB/m)	Type
1	*	2389.912	53.023	22.031	-0.977	54.000	30.992	AV
2		2390.000	52.827	21.835	-1.173	54.000	30.992	AV
3		2406.768	102.837	71.865	N/A	N/A	30.972	AV

Note 1: " \* ", means this data is the worst emission level.

Note 2: Measure Level (dBμV/m) = Reading Level (dBμV) + Factor (dB/m).

Note 3: Factor (dB/m) = Cable Loss (dB) + Antenna Factor (dB/m).

Site: WZ-AC1	Test Date: 2022-11-19
Limit: FCC_2.4G_RE(3m)	Engineer: Carl Jiang
Probe: BBHA9120D_1167_1-18GHz	Polarity: Vertical
EUT: WiFi 6 (802.11ax) 4x4 MU-MIMO Dual Band Module	Power: Powered by Test Jig
Test Mode: Transmit by 802.11ax-HE20 at 2412MHz	



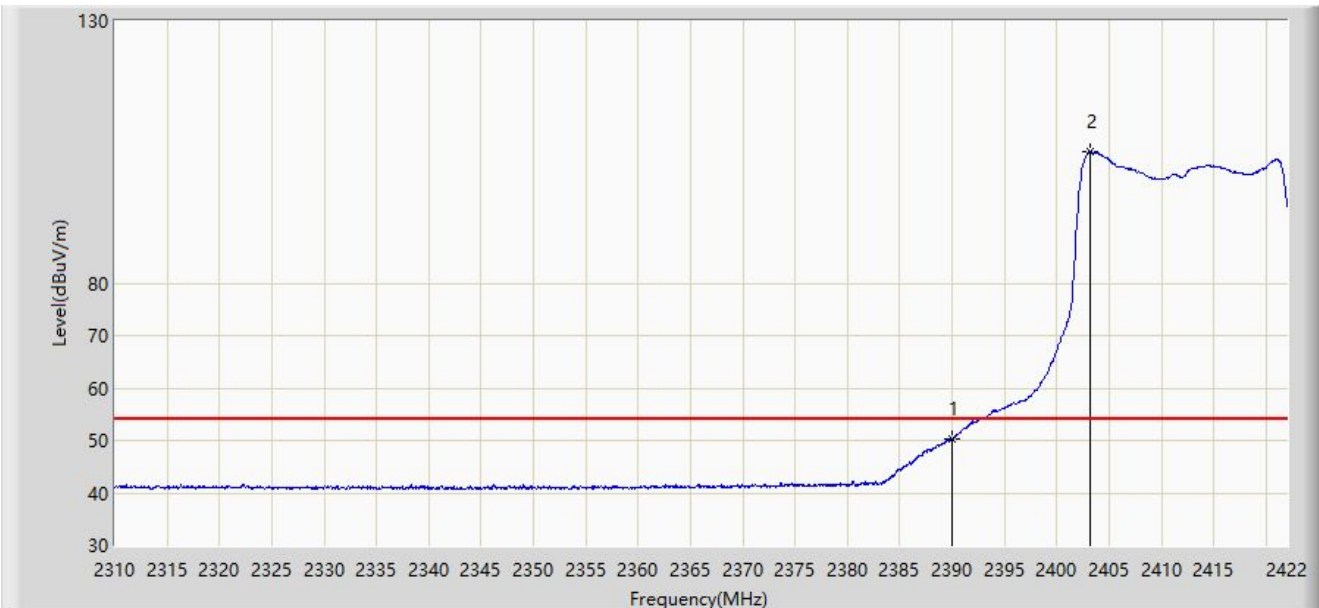
No	Mark	Frequency (MHz)	Measure Level (dBμV/m)	Reading Level (dBμV)	Margin (dB)	Limit (dBμV/m)	Factor (dB/m)	Type
1	*	2388.120	64.287	33.294	-9.713	74.000	30.993	PK
2		2390.000	62.842	31.850	-11.158	74.000	30.992	PK
3		2403.744	116.108	85.125	N/A	N/A	30.983	PK

Note 1: " \* ", means this data is the worst emission level.

Note 2: Measure Level (dBμV/m) = Reading Level (dBμV) + Factor (dB/m).

Note 3: Factor (dB/m) = Cable Loss (dB) + Antenna Factor (dB/m).

Site: WZ-AC1	Test Date: 2022-11-19
Limit: FCC_2.4G_RE(3m)	Engineer: Carl Jiang
Probe: BBHA9120D_1167_1-18GHz	Polarity: Vertical
EUT: WiFi 6 (802.11ax) 4x4 MU-MIMO Dual Band Module	Power: Powered by Test Jig
Test Mode: Transmit by 802.11ax-HE20 at 2412MHz	



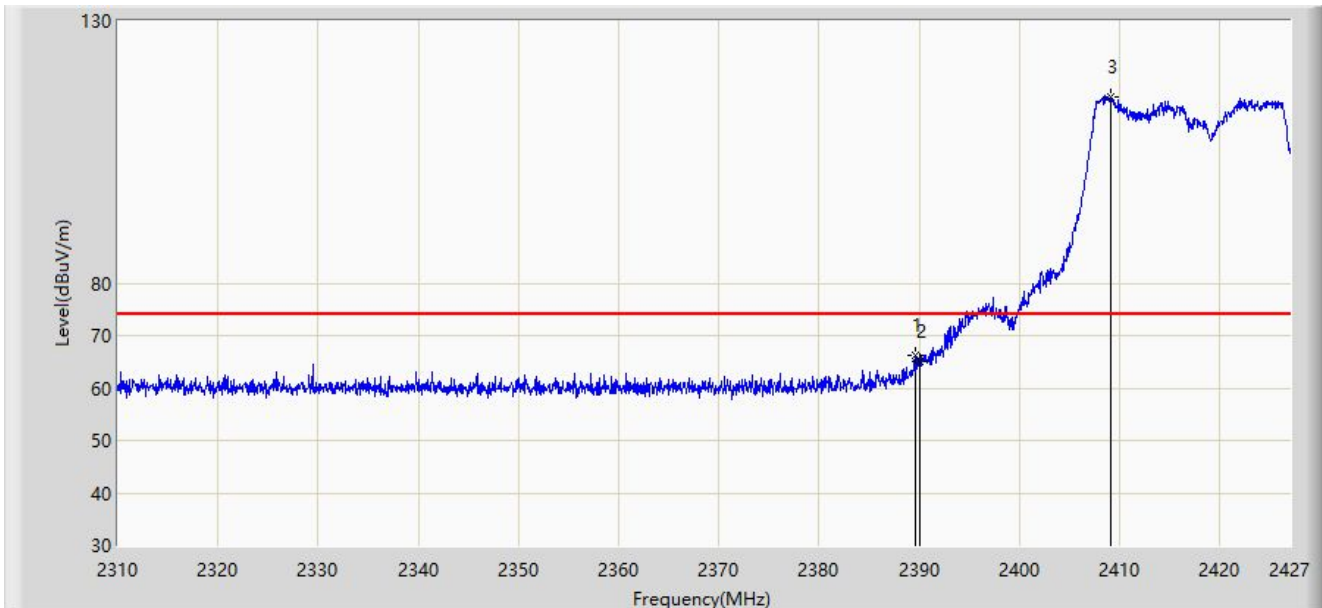
No	Mark	Frequency (MHz)	Measure Level (dBμV/m)	Reading Level (dBμV)	Margin (dB)	Limit (dBμV/m)	Factor (dB/m)	Type
1	*	2390.000	50.300	19.308	-3.700	54.000	30.992	AV
2		2403.240	105.016	74.031	N/A	N/A	30.984	AV

Note 1: " \* ", means this data is the worst emission level.

Note 2: Measure Level (dBμV/m) = Reading Level (dBμV) + Factor (dB/m).

Note 3: Factor (dB/m) = Cable Loss (dB) + Antenna Factor (dB/m).

Site: WZ-AC1	Test Date: 2022-12-01
Limit: FCC_2.4G_RE(3m)	Engineer: Carl Jiang
Probe: BBHA9120D_1167_1-18GHz	Polarity: Horizontal
EUT: WiFi 6 (802.11ax) 4x4 MU-MIMO Dual Band Module	Power: Powered by Test Jig
Test Mode: Transmit by 802.11ax-HE20 at 2417MHz	



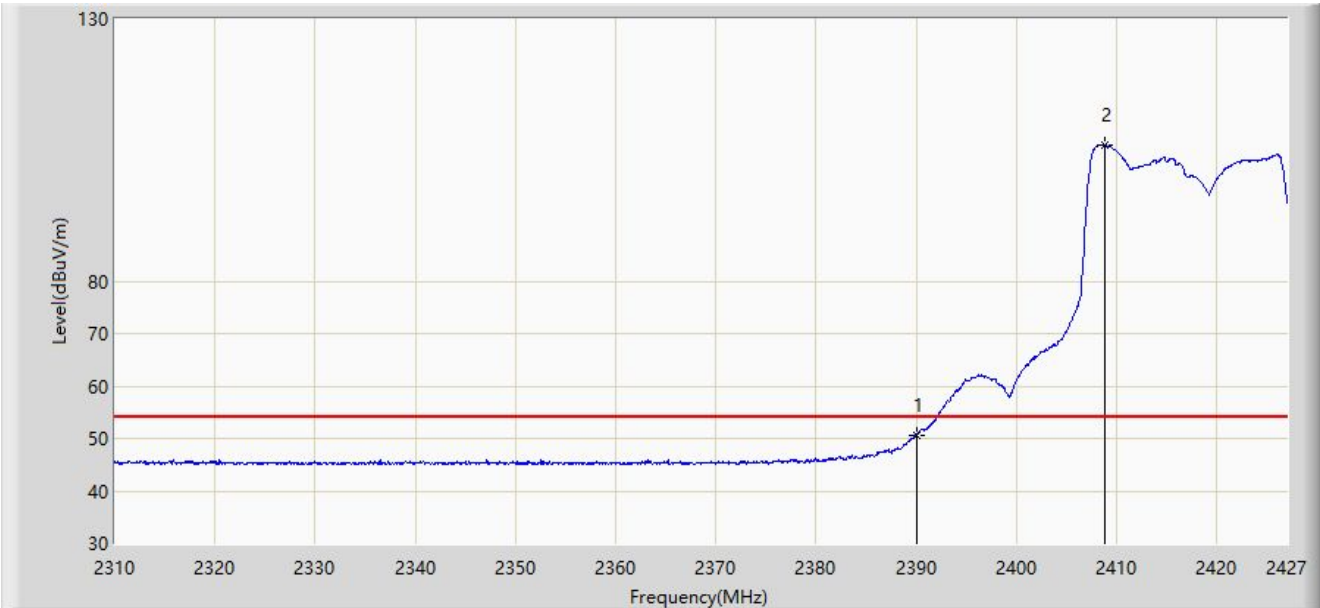
No	Mark	Frequency (MHz)	Measure Level (dBμV/m)	Reading Level (dBμV)	Margin (dB)	Limit (dBμV/m)	Factor (dB/m)	Type
1	*	2389.618	66.336	35.344	-7.664	74.000	30.992	PK
2		2390.000	64.970	33.978	-9.030	74.000	30.992	PK
3		2409.157	115.613	84.649	N/A	N/A	30.963	PK

Note 1: " \* ", means this data is the worst emission level.

Note 2: Measure Level (dBμV/m) = Reading Level (dBμV) + Factor (dB/m).

Note 3: Factor (dB/m) = Cable Loss (dB) + Antenna Factor (dB/m).

Site: WZ-AC1	Test Date: 2022-12-01
Limit: FCC_2.4G_RE(3m)	Engineer: Carl Jiang
Probe: BBHA9120D_1167_1-18GHz	Polarity: Horizontal
EUT: WiFi 6 (802.11ax) 4x4 MU-MIMO Dual Band Module	Power: Powered by Test Jig
Test Mode: Transmit by 802.11ax-HE20 at 2417MHz	



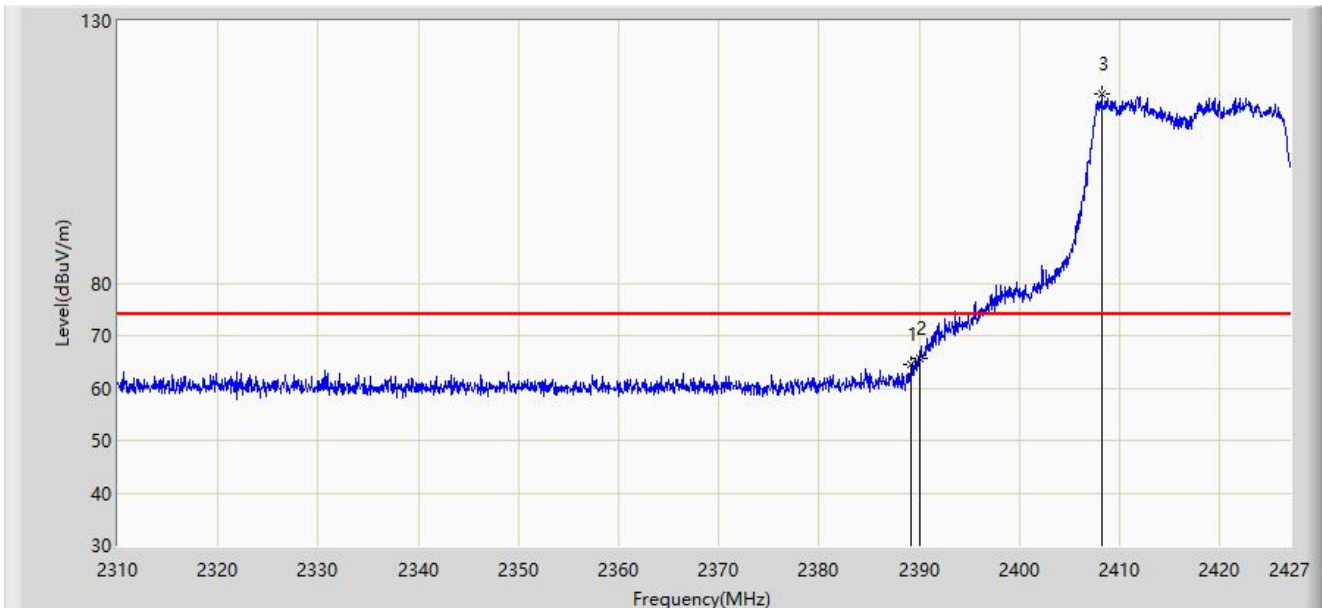
No	Mark	Frequency (MHz)	Measure Level (dBμV/m)	Reading Level (dBμV)	Margin (dB)	Limit (dBμV/m)	Factor (dB/m)	Type
1	*	2390.000	50.665	19.673	-3.335	54.000	30.992	AV
2		2408.806	105.898	74.933	N/A	N/A	30.965	AV

Note 1: " \* ", means this data is the worst emission level.

Note 2: Measure Level (dBμV/m) = Reading Level (dBμV) + Factor (dB/m).

Note 3: Factor (dB/m) = Cable Loss (dB) + Antenna Factor (dB/m).

Site: WZ-AC1	Test Date: 2022-12-01
Limit: FCC_2.4G_RE(3m)	Engineer: Carl Jiang
Probe: BBHA9120D_1167_1-18GHz	Polarity: Vertical
EUT: WiFi 6 (802.11ax) 4x4 MU-MIMO Dual Band Module	Power: Powered by Test Jig
Test Mode: Transmit by 802.11ax-HE20 at 2417MHz	



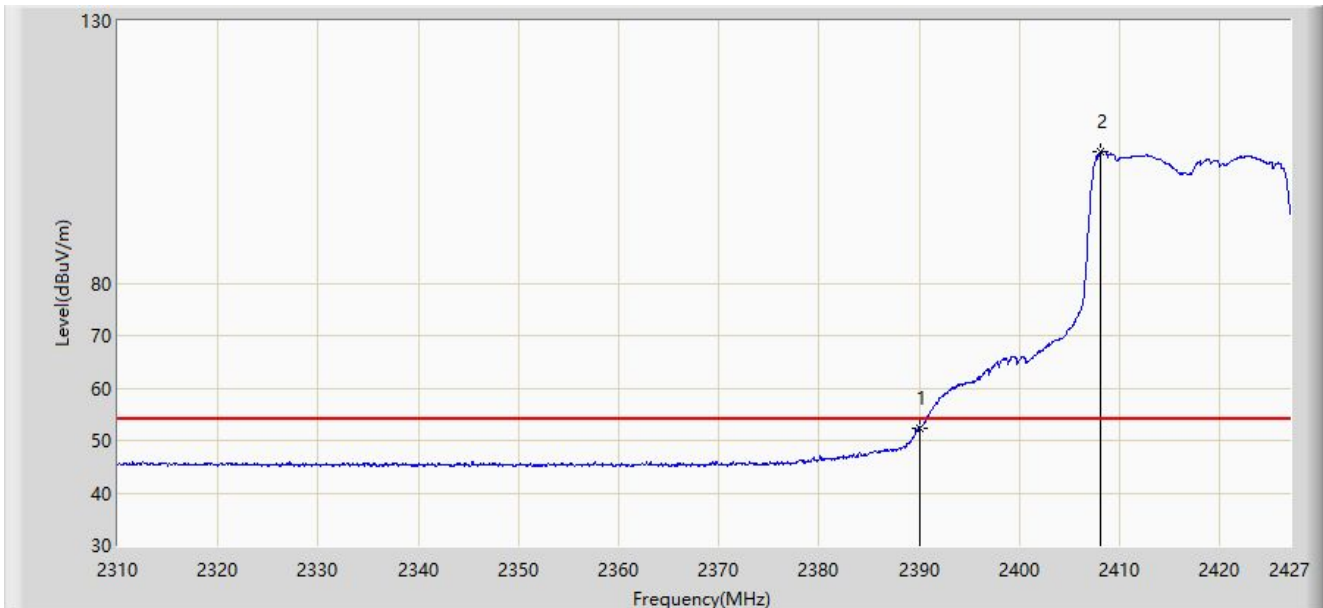
No	Mark	Frequency (MHz)	Measure Level (dB $\mu$ V/m)	Reading Level (dB $\mu$ V)	Margin (dB)	Limit (dB $\mu$ V/m)	Factor (dB/m)	Type
1		2389.209	64.359	33.366	-9.641	74.000	30.992	PK
2	*	2390.000	65.602	34.610	-8.398	74.000	30.992	PK
3		2408.163	116.133	85.166	N/A	N/A	30.967	PK

Note 1: " \* ", means this data is the worst emission level.

Note 2: Measure Level (dB $\mu$ V/m) = Reading Level (dB $\mu$ V) + Factor (dB/m).

Note 3: Factor (dB/m) = Cable Loss (dB) + Antenna Factor (dB/m).

Site: WZ-AC1	Test Date: 2022-12-01
Limit: FCC_2.4G_RE(3m)	Engineer: Carl Jiang
Probe: BBHA9120D_1167_1-18GHz	Polarity: Vertical
EUT: WiFi 6 (802.11ax) 4x4 MU-MIMO Dual Band Module	Power: Powered by Test Jig
Test Mode: Transmit by 802.11ax-HE20 at 2417MHz	



No	Mark	Frequency (MHz)	Measure Level (dB $\mu$ V/m)	Reading Level (dB $\mu$ V)	Margin (dB)	Limit (dB $\mu$ V/m)	Factor (dB/m)	Type
1	*	2390.000	52.369	21.377	-1.631	54.000	30.992	AV
2		2408.046	105.010	74.043	N/A	N/A	30.967	AV

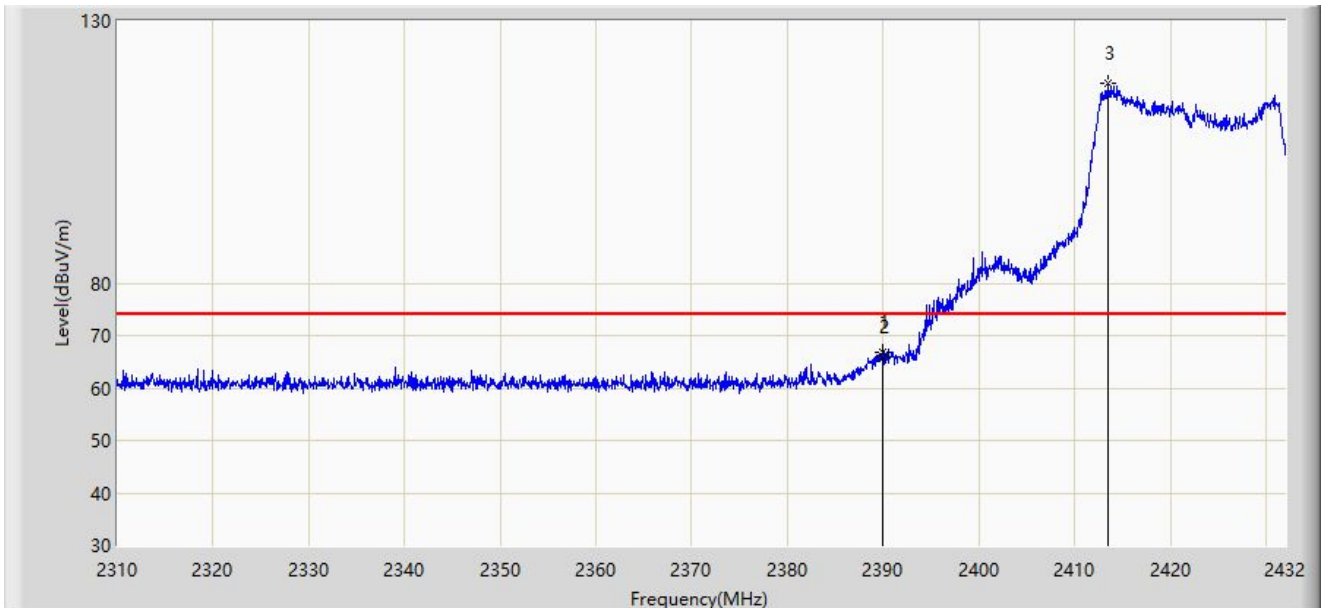
Note 1: " \* ", means this data is the worst emission level.

Note 2: Measure Level (dB $\mu$ V/m) = Reading Level (dB $\mu$ V) + Factor (dB/m).

Note 3: Factor (dB/m) = Cable Loss (dB) + Antenna Factor (dB/m).



Site: WZ-AC1	Test Date: 2022-12-01
Limit: FCC_2.4G_RE(3m)	Engineer: Carl Jiang
Probe: BBHA9120D_1167_1-18GHz	Polarity: Horizontal
EUT: WiFi 6 (802.11ax) 4x4 MU-MIMO Dual Band Module	Power: Powered by Test Jig
Test Mode: Transmit by 802.11ax-HE20 at 2422MHz	



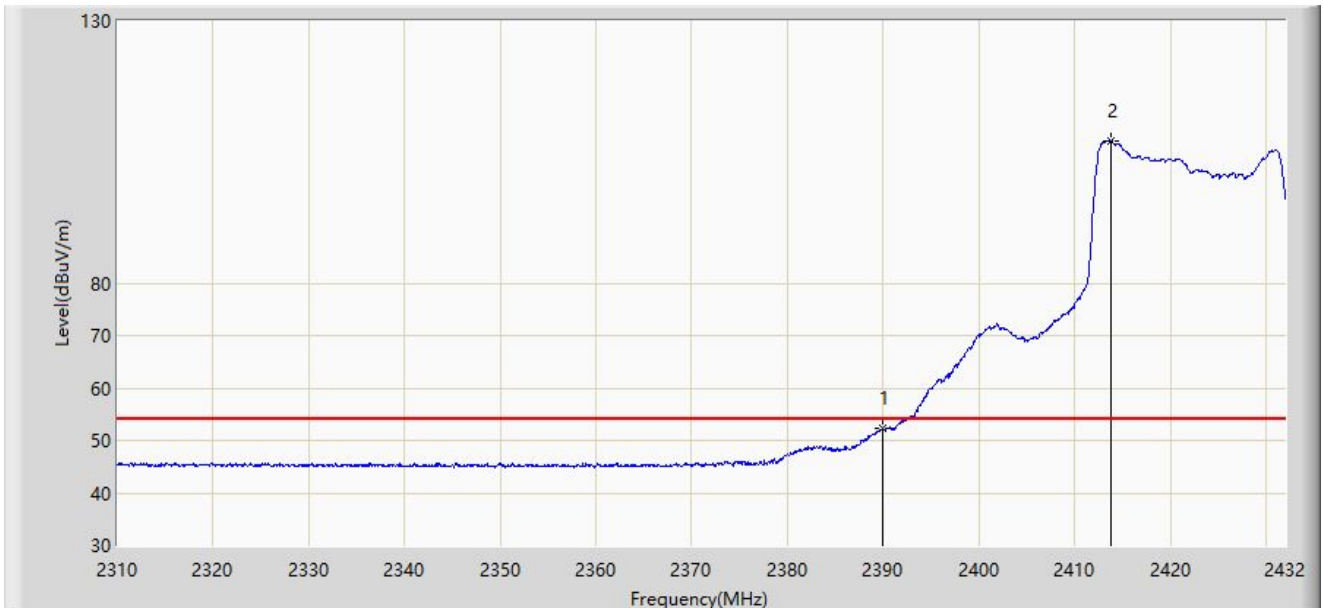
No	Mark	Frequency (MHz)	Measure Level (dB $\mu$ V/m)	Reading Level (dB $\mu$ V)	Margin (dB)	Limit (dB $\mu$ V/m)	Factor (dB/m)	Type
1	*	2389.971	66.864	35.872	-7.136	74.000	30.992	PK
2		2390.000	66.012	35.020	-7.988	74.000	30.992	PK
3		2413.517	118.204	87.254	N/A	N/A	30.950	PK

Note 1: " \* ", means this data is the worst emission level.

Note 2: Measure Level (dB $\mu$ V/m) = Reading Level (dB $\mu$ V) + Factor (dB/m).

Note 3: Factor (dB/m) = Cable Loss (dB) + Antenna Factor (dB/m).

Site: WZ-AC1	Test Date: 2022-12-01
Limit: FCC_2.4G_RE(3m)	Engineer: Carl Jiang
Probe: BBHA9120D_1167_1-18GHz	Polarity: Horizontal
EUT: WiFi 6 (802.11ax) 4x4 MU-MIMO Dual Band Module	Power: Powered by Test Jig
Test Mode: Transmit by 802.11ax-HE20 at 2422MHz	



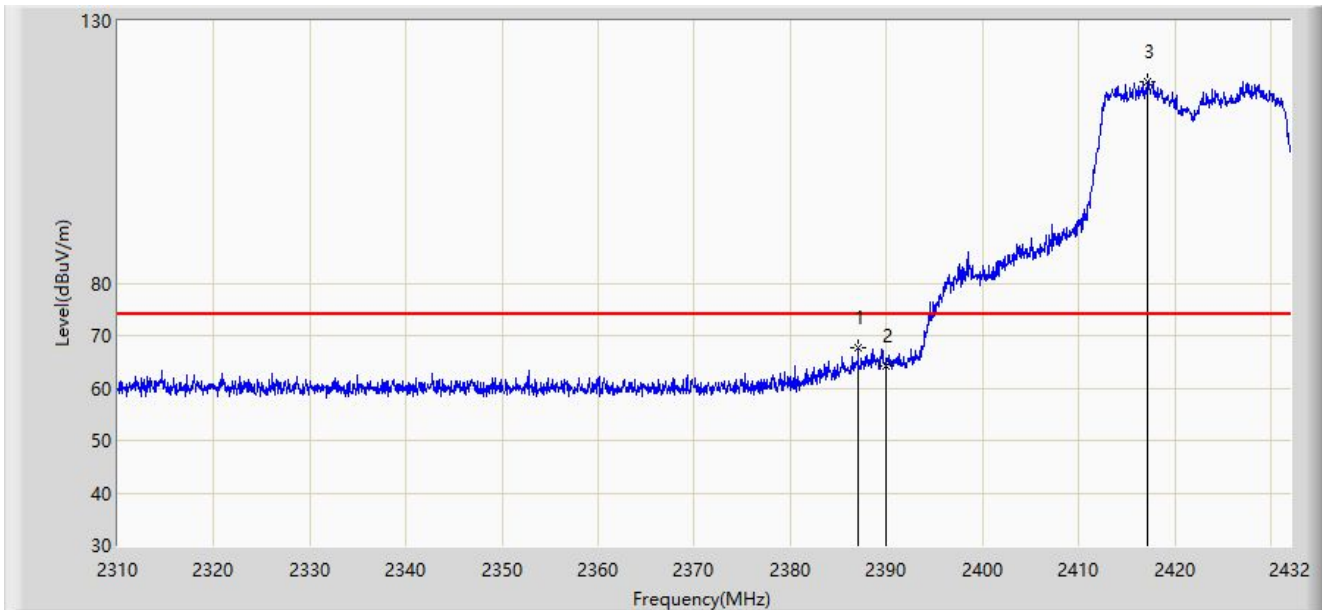
No	Mark	Frequency (MHz)	Measure Level (dBμV/m)	Reading Level (dBμV)	Margin (dB)	Limit (dBμV/m)	Factor (dB/m)	Type
1	*	2390.000	52.181	21.189	-1.819	54.000	30.992	AV
2		2413.883	107.087	76.138	N/A	N/A	30.950	AV

Note 1: " \* ", means this data is the worst emission level.

Note 2: Measure Level (dBμV/m) = Reading Level (dBμV) + Factor (dB/m).

Note 3: Factor (dB/m) = Cable Loss (dB) + Antenna Factor (dB/m).

Site: WZ-AC1	Test Date: 2022-12-01
Limit: FCC_2.4G_RE(3m)	Engineer: Carl Jiang
Probe: BBHA9120D_1167_1-18GHz	Polarity: Vertical
EUT: WiFi 6 (802.11ax) 4x4 MU-MIMO Dual Band Module	Power: Powered by Test Jig
Test Mode: Transmit by 802.11ax-HE20 at 2422MHz	



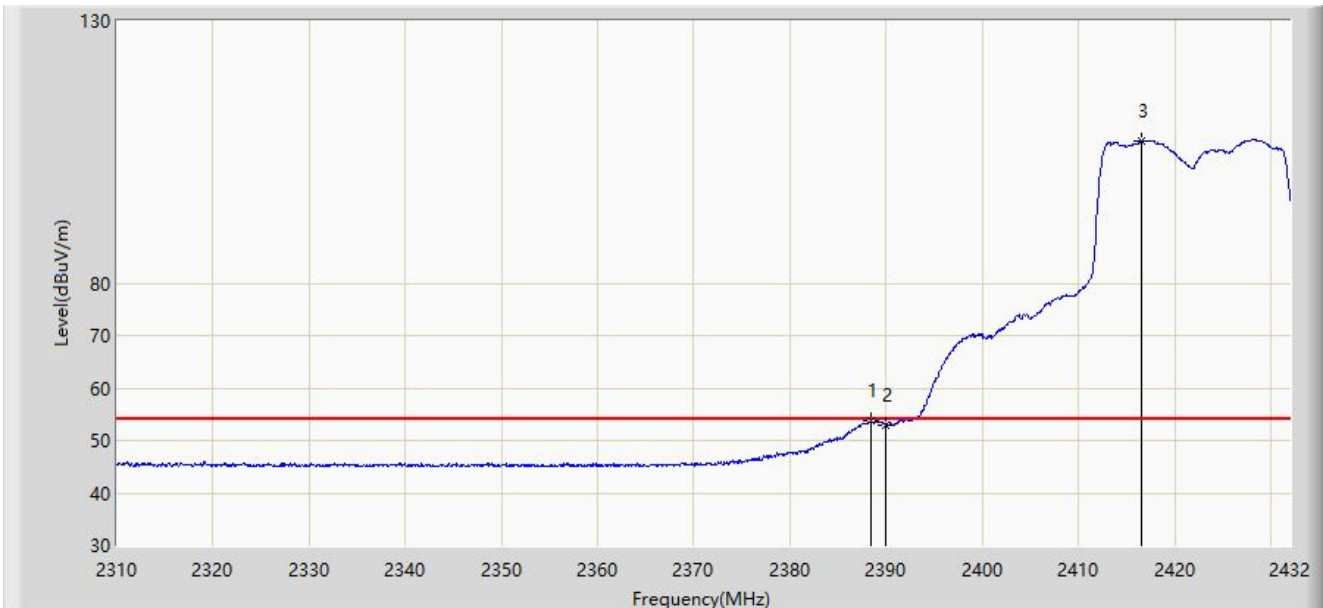
No	Mark	Frequency (MHz)	Measure Level (dB $\mu$ V/m)	Reading Level (dB $\mu$ V)	Margin (dB)	Limit (dB $\mu$ V/m)	Factor (dB/m)	Type
1	*	2387.043	67.616	36.622	-6.384	74.000	30.994	PK
2		2390.000	64.090	33.098	-9.910	74.000	30.992	PK
3		2417.116	118.457	87.516	N/A	N/A	30.940	PK

Note 1: " \* ", means this data is the worst emission level.

Note 2: Measure Level (dB $\mu$ V/m) = Reading Level (dB $\mu$ V) + Factor (dB/m).

Note 3: Factor (dB/m) = Cable Loss (dB) + Antenna Factor (dB/m).

Site: WZ-AC1	Test Date: 2022-12-01
Limit: FCC_2.4G_RE(3m)	Engineer: Carl Jiang
Probe: BBHA9120D_1167_1-18GHz	Polarity: Vertical
EUT: WiFi 6 (802.11ax) 4x4 MU-MIMO Dual Band Module	Power: Powered by Test Jig
Test Mode: Transmit by 802.11ax-HE20 at 2422MHz	



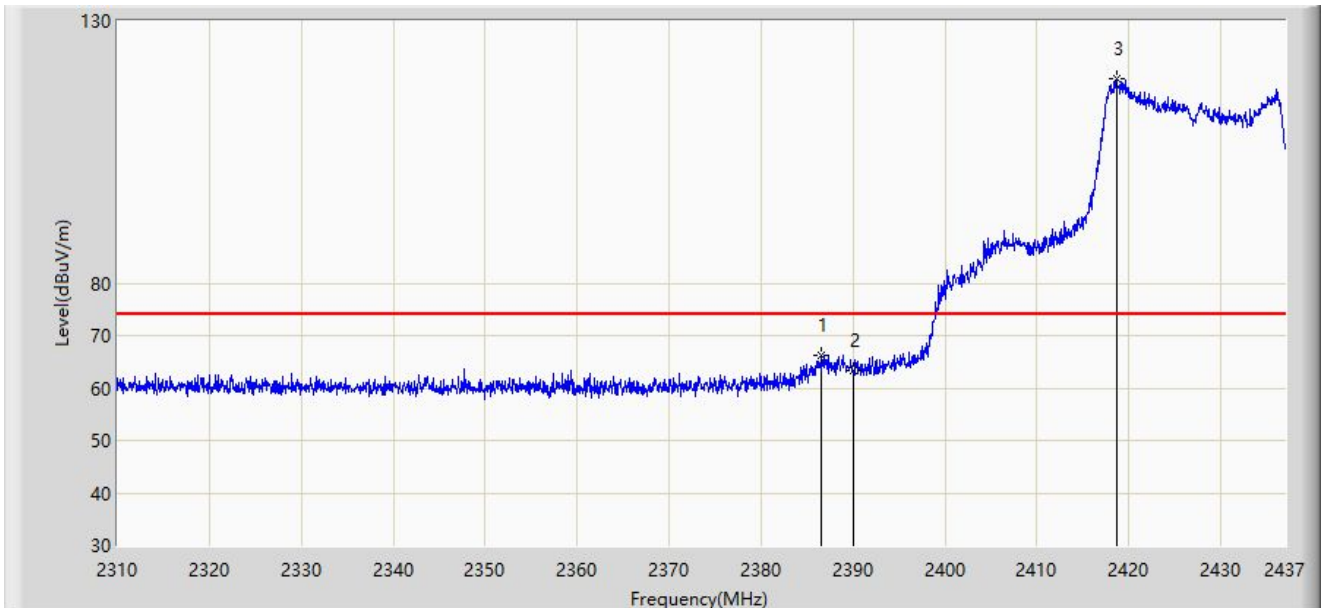
No	Mark	Frequency (MHz)	Measure Level (dB $\mu$ V/m)	Reading Level (dB $\mu$ V)	Margin (dB)	Limit (dB $\mu$ V/m)	Factor (dB/m)	Type
1	*	2388.446	53.627	22.634	-0.373	54.000	30.993	AV
2		2390.000	53.040	22.048	-0.960	54.000	30.992	AV
3		2416.628	107.196	76.254	N/A	N/A	30.942	AV

Note 1: " \* ", means this data is the worst emission level.

Note 2: Measure Level (dB $\mu$ V/m) = Reading Level (dB $\mu$ V) + Factor (dB/m).

Note 3: Factor (dB/m) = Cable Loss (dB) + Antenna Factor (dB/m).

Site: WZ-AC1	Test Date: 2022-12-01
Limit: FCC_2.4G_RE(3m)	Engineer: Carl Jiang
Probe: BBHA9120D_1167_1-18GHz	Polarity: Horizontal
EUT: WiFi 6 (802.11ax) 4x4 MU-MIMO Dual Band Module	Power: Powered by Test Jig
Test Mode: Transmit by 802.11ax-HE20 at 24227MHz	



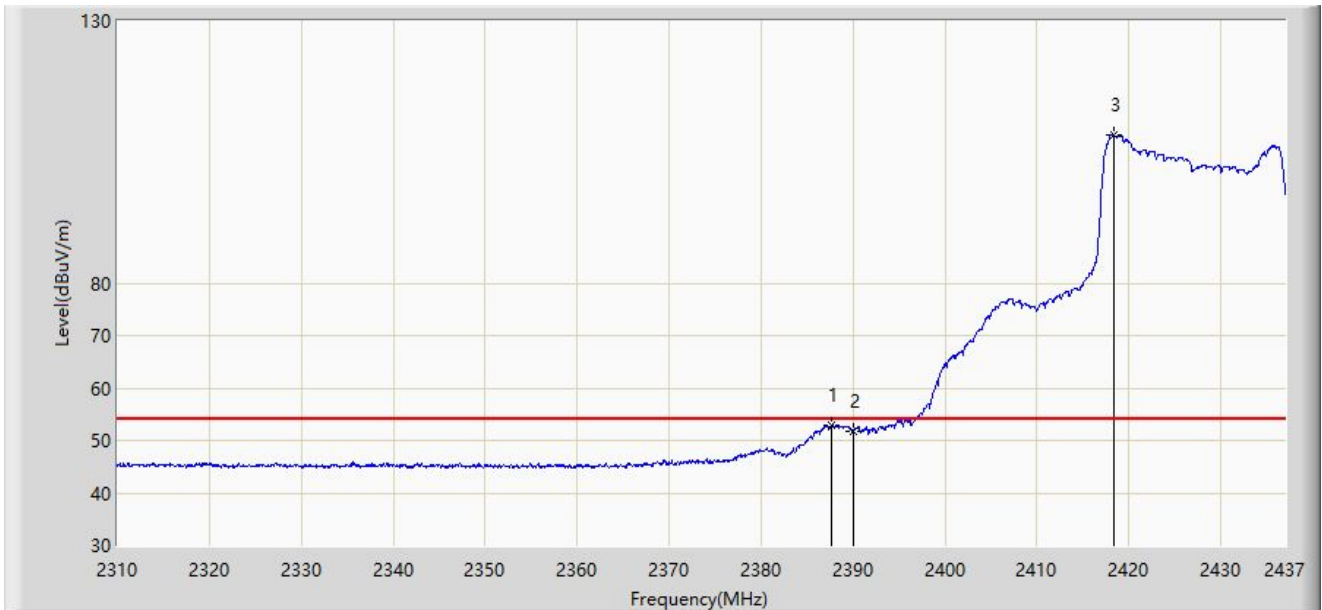
No	Mark	Frequency (MHz)	Measure Level (dB $\mu$ V/m)	Reading Level (dB $\mu$ V)	Margin (dB)	Limit (dB $\mu$ V/m)	Factor (dB/m)	Type
1	*	2386.581	66.200	35.206	-7.800	74.000	30.993	PK
2		2390.000	63.447	32.455	-10.553	74.000	30.992	PK
3		2418.648	118.910	87.973	N/A	N/A	30.937	PK

Note 1: " \* ", means this data is the worst emission level.

Note 2: Measure Level (dB $\mu$ V/m) = Reading Level (dB $\mu$ V) + Factor (dB/m).

Note 3: Factor (dB/m) = Cable Loss (dB) + Antenna Factor (dB/m).

Site: WZ-AC1	Test Date: 2022-12-01
Limit: FCC_2.4G_RE(3m)	Engineer: Carl Jiang
Probe: BBHA9120D_1167_1-18GHz	Polarity: Horizontal
EUT: WiFi 6 (802.11ax) 4x4 MU-MIMO Dual Band Module	Power: Powered by Test Jig
Test Mode: Transmit by 802.11ax-HE20 at 2427MHz	



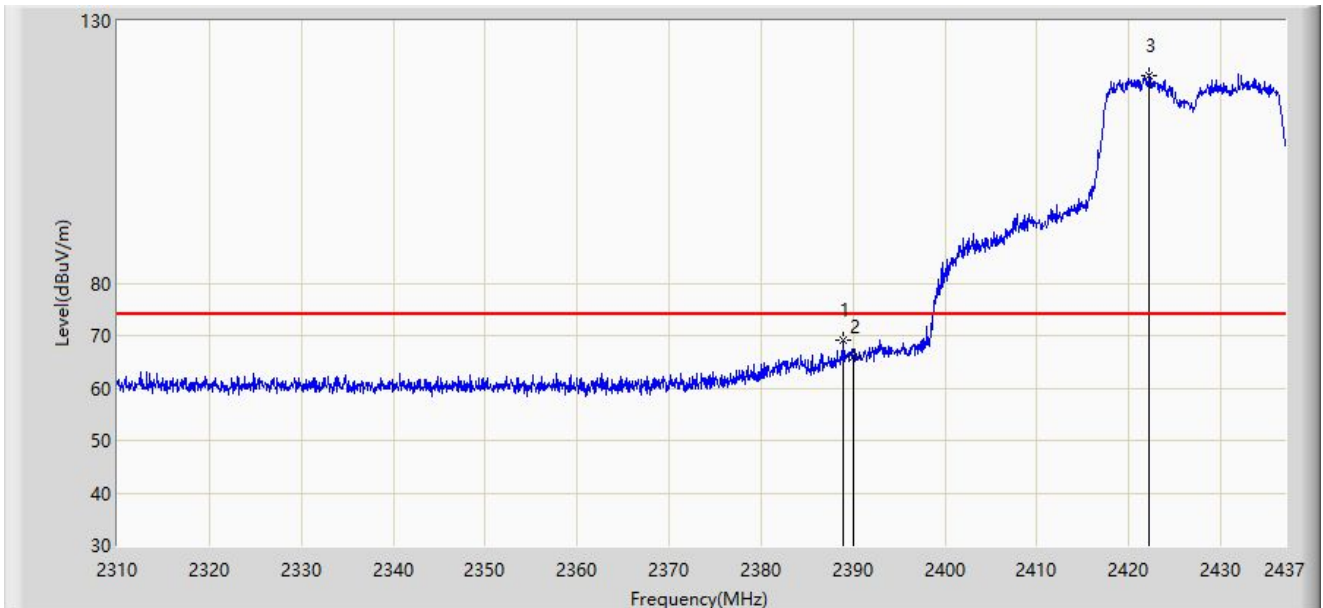
No	Mark	Frequency (MHz)	Measure Level (dBμV/m)	Reading Level (dBμV)	Margin (dB)	Limit (dBμV/m)	Factor (dB/m)	Type
1	*	2387.724	53.041	22.048	-0.959	54.000	30.993	AV
2		2390.000	51.678	20.686	-2.322	54.000	30.992	AV
3		2418.395	108.277	77.340	N/A	N/A	30.937	AV

Note 1: " \* ", means this data is the worst emission level.

Note 2: Measure Level (dBμV/m) = Reading Level (dBμV) + Factor (dB/m).

Note 3: Factor (dB/m) = Cable Loss (dB) + Antenna Factor (dB/m).

Site: WZ-AC1	Test Date: 2022-12-01
Limit: FCC_2.4G_RE(3m)	Engineer: Carl Jiang
Probe: BBHA9120D_1167_1-18GHz	Polarity: Vertical
EUT: WiFi 6 (802.11ax) 4x4 MU-MIMO Dual Band Module	Power: Powered by Test Jig
Test Mode: Transmit by 802.11ax-HE20 at 2427MHz	



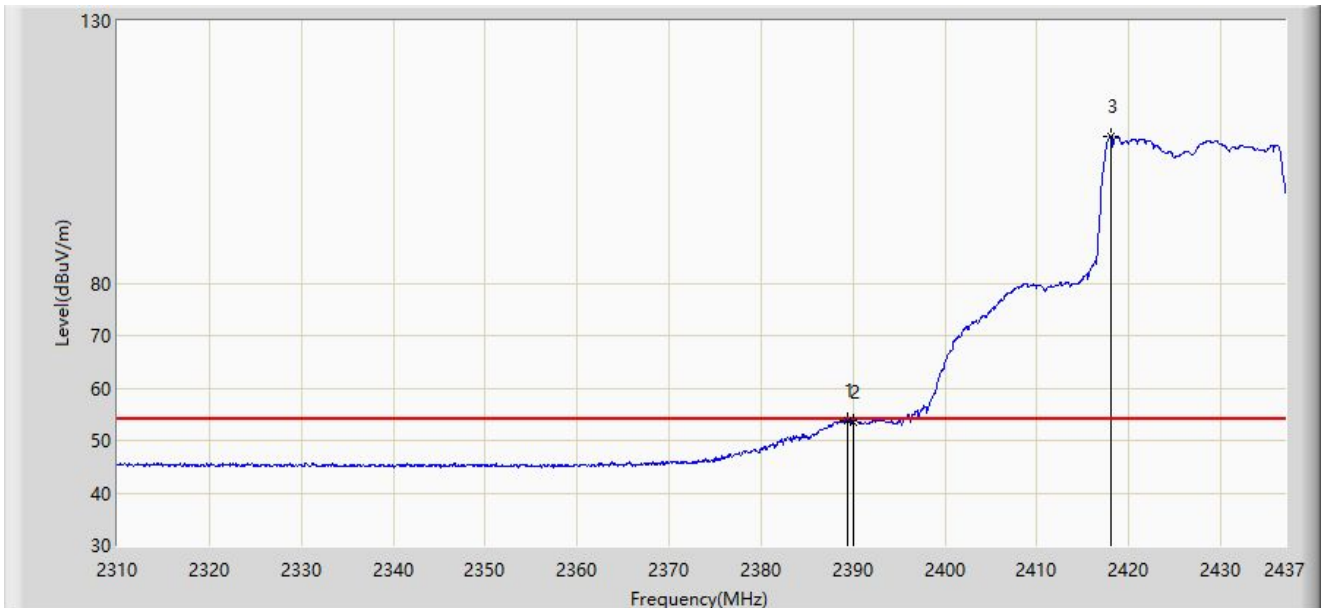
No	Mark	Frequency (MHz)	Measure Level (dBμV/m)	Reading Level (dBμV)	Margin (dB)	Limit (dBμV/m)	Factor (dB/m)	Type
1	*	2388.994	69.026	38.033	-4.974	74.000	30.993	PK
2		2390.000	65.953	34.961	-8.047	74.000	30.992	PK
3		2422.205	119.668	88.744	N/A	N/A	30.924	PK

Note 1: " \* ", means this data is the worst emission level.

Note 2: Measure Level (dBμV/m) = Reading Level (dBμV) + Factor (dB/m).

Note 3: Factor (dB/m) = Cable Loss (dB) + Antenna Factor (dB/m).

Site: WZ-AC1	Test Date: 2022-12-01
Limit: FCC_2.4G_RE(3m)	Engineer: Carl Jiang
Probe: BBHA9120D_1167_1-18GHz	Polarity: Vertical
EUT: WiFi 6 (802.11ax) 4x4 MU-MIMO Dual Band Module	Power: Powered by Test Jig
Test Mode: Transmit by 802.11ax-HE20 at 2427MHz	



No	Mark	Frequency (MHz)	Measure Level (dB $\mu$ V/m)	Reading Level (dB $\mu$ V)	Margin (dB)	Limit (dB $\mu$ V/m)	Factor (dB/m)	Type
1	*	2389.438	53.848	22.856	-0.152	54.000	30.993	AV
2		2390.000	53.618	22.626	-0.382	54.000	30.992	AV
3		2418.140	108.077	77.139	N/A	N/A	30.938	AV

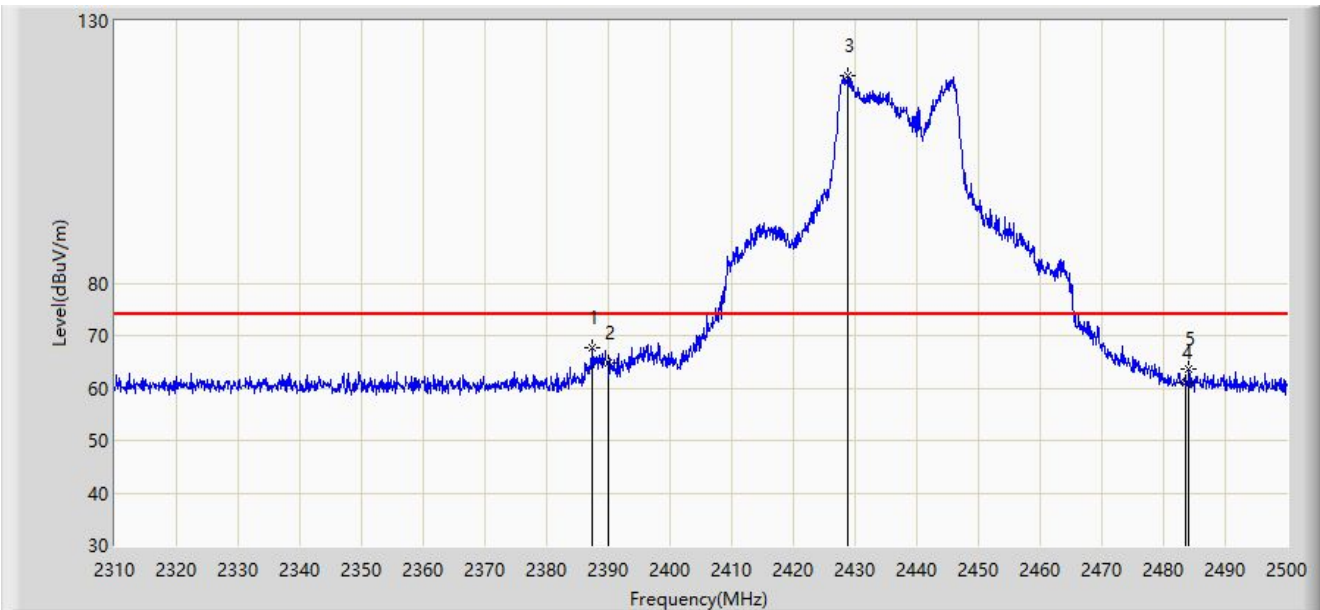
Note 1: " \* ", means this data is the worst emission level.

Note 2: Measure Level (dB $\mu$ V/m) = Reading Level (dB $\mu$ V) + Factor (dB/m).

Note 3: Factor (dB/m) = Cable Loss (dB) + Antenna Factor (dB/m).



Site: WZ-AC1	Test Date: 2022-12-01
Limit: FCC_2.4G_RE(3m)	Engineer: Carl Jiang
Probe: BBHA9120D_1167_1-18GHz	Polarity: Horizontal
EUT: WiFi 6 (802.11ax) 4x4 MU-MIMO Dual Band Module	Power: Powered by Test Jig
Test Mode: Transmit by 802.11ax-HE20 at 2437MHz	



No	Mark	Frequency (MHz)	Measure Level (dBμV/m)	Reading Level (dBμV)	Margin (dB)	Limit (dBμV/m)	Factor (dB/m)	Type
1	*	2387.330	67.652	36.659	-6.348	74.000	30.993	PK
2		2390.000	64.789	33.797	-9.211	74.000	30.992	PK
3		2428.750	119.473	88.576	N/A	N/A	30.896	PK
4		2483.500	61.035	30.144	-12.965	74.000	30.892	PK
5		2484.135	63.565	32.675	-10.435	74.000	30.891	PK

Note 1: " \* ", means this data is the worst emission level.

Note 2: Measure Level (dBμV/m) = Reading Level (dBμV) + Factor (dB/m).

Note 3: Factor (dB/m) = Cable Loss (dB) + Antenna Factor (dB/m).