


FCC Part15C&15E Test Setup Photo

Description: Front view of Conducted Emission Test Setup with Dipole Antenna




Description: Back view of Conducted Emission Test Setup with Dipole Antenna




Description: Radiated Emission Test Setup for 9kHz ~ 30MHz with Dipole Antenna




Description: Radiated Emission Test Setup for 9kHz ~ 30MHz with Panel Antenna




Description: Radiated Emission Test Setup for 30MHz ~ 1GHz with Dipole Antenna




Description: Radiated Emission Test Setup for 30MHz ~ 1GHz with Panel Antenna




Description: Radiated Emission Test Setup for 1GHz ~ 18GHz with Dipole Antenna




Description: Radiated Emission Test Setup for 1GHz ~ 18GHz with Panel Antenna



Description: Radiated Emission Test Setup for 18GHz ~ 40GHz with Dipole Antenna



Description: Radiated Emission Test Setup for 18GHz ~ 40GHz with Panel Antenna



Description: Conducted Test Setup

