



FCC Part15C Test Setup Photo

Description: Front View of Conducted Emission Test Setup for Power Port




Description: Back View of Conducted Emission Test Setup for Power Port




For Dipole Antenna


Description: Radiated Spurious Emission Test Setup for 9kHz ~ 30MHz



Description: Radiated Spurious Emission Test Setup for 30MHz ~ 1GHz



Description: Radiated Spurious Emission Test Setup for 1GHz ~ 18GHz




Description: Radiated Spurious Emission Test Setup for 18GHz ~ 40GHz




For Panel Antenna

Description: Radiated Spurious Emission Test Setup for 9kHz ~ 30MHz



Description: Radiated Spurious Emission Test Setup for 30MHz ~ 1GHz



Description: Radiated Spurious Emission Test Setup for 1GHz ~ 18GHz



Description: Radiated Spurious Emission Test Setup for 18GHz ~ 40GHz

