

WIRELESS-A/N 26DBM NETWORK MINI PCI ADAPTER (M/N: IWAVEPORT WLM200N5-26)

1. Test Photograph for Conducted Emission

Test Mode: Transmit

Description: Front View of Conducted Emission Test Setup



Test Mode: Transmit


Description: Back View of Conducted Emission Test Setup



2. Test Photograph for Radiated Emission


Test Mode: Transmit

Description: Front View of Radiated Emission Test Setup for Under 1GHz




Test Mode: Transmit

Description: Back View of Radiated Emission Test Setup for Under 1GHz




Test Mode: Transmit

Description: Front View of Radiated Emission Test Setup for 1~18GHz




Test Mode: Transmit

Description: Back View of Radiated Emission Test Setup for 1~18GHz



Test Mode: Transmit

Description: Radiated Emission Test Setup for 18~40GHz



Modular Typical Host

