



Test Report

Product Name : WIRELESS-A/N 26DBM NETWORK MINI PCI
ADAPTER

Model No. : IWAVEPORT WLM200N5-26

FCC ID : TK4-WLM200N5-26

Applicant : Compex Systems Pte Ltd

Address : 135 Joo Seng Road, #08-01 PM Industrial Building
Singapore 368363

Date of Receipt : 2008/10/30

Issued Date : 2008/12/14

Report No. : 08BS034R-RF-US-P09V01

The test results relate only to the samples tested.

The test results shown in the test report are traceable to the national/international standard through the calibration of the equipment and evaluated measurement uncertainty herein.

This report must not be used to claim product endorsement by CNLA, NVLAP or any agency of the Government.
The test report shall not be reproduced except in full without the written approval of QuieTek Corporation.

Test Report Certification

Issued Date : 2008/12/14
 Report No. : 08BS034R-RF-US-P09V01



Product Name : WIRELESS-A/N 26DBM NETWORK MINI PCI ADAPTER

Applicant : Compex Systems Pte Ltd

Address : 135 Joo Seng Road, #08-01 PM Industrial Building
 Singapore 368363

Manufacturer : Compex Systems Pte Ltd

Address : 135 Joo Seng Road, #08-01 PM Industrial Building
 Singapore 368363

Model No. : IWAVEPORT WLM200N5-26

FCC ID : TK4-WLM200N5-26


EUT Voltage : DC 3.3V

Trade Name : COMPEX


Applicable Standard : FCC CFR Title 47 Part 15 Subpart E: 2008
 ANSI C63.4: 2003

Test Result : Complied


Performed Location : SuZhou EMC laboratory
 No.99 Hongye Rd., Suzhou Industrial Park Loufeng
 Hi-Tech Development Zone., SuZhou, China
 TEL: +86-512-6251-5088 / FAX: +86-512-6251-5098
 FCC Registration Number: 800392

Documented By : 

 (Any Liu)

Reviewed By : 

 (Marlin Chen)

Approved By : 

 (Gene Chang)

Laboratory Information

We , **QuietTek Corporation**, are an independent EMC and safety consultancy that was established the whole facility in our laboratories. The test facility has been accredited by the following accreditation Bodies in compliance with ISO 17025, EN 45001 and Guide 25:

Taiwan R.O.C.	: BSMI, DGT, CNLA
Germany	: TÜV Rheinland
Norway	: Nemko, DNV
USA	: FCC, NVLAP
Japan	: VCCI

The related certificate for our laboratories about the test site and management system can be downloaded from QuietTek Corporation's Web Site : <http://tw.quietek.com/modules/myalbum/>
 The address and introduction of QuietTek Corporation's laboratories can be founded in our Web site : <http://www.quietek.com/>
 If you have any comments, Please don't hesitate to contact us. Our contact information is as below:

HsinChu Testing Laboratory :

No.75-2, 3rd Lin, Wangye Keng, Yonghxing Tsuen, Qionglin Shiang, Hsinchu County 307, Taiwan, R.O.C.
 TEL:+886-3-592-8858 / FAX:+886-3-592-8859 E-Mail : service@quietek.com



LinKou Testing Laboratory :

No. 5, Ruei-Shu Valley, Ruei-Ping Tsuen, Lin-Kou Shiang, Taipei, Taiwan, R.O.C.
 TEL : +886-2-8601-3788 / FAX : 886-2-8601-3789 E-Mail : service@quietek.com



Suzhou Testing Laboratory :

No.99 Hongye Rd., Suzhou Industrial Park Loufeng Hi-Tech Development Zone., SuZhou, China
 TEL : +86-512-6251-5088 / FAX : 86-512-6251-5098 E-Mail : service@quietek.com



TABLE OF CONTENTS

Description	Page
1. General Information.....	6
1.1. EUT Description	6
1.2. Mode of Operation	8
1.3. Tested System Details.....	9
1.4. Configuration of Tested System	10
1.5. EUT Exercise Software	11
2. Technical Test.....	12
2.1. Summary of Test Result	12
2.2. Test Environment	13
3. Conducted Emission	14
3.1. Test Equipment	14
3.2. Test Setup	14
3.3. Limit.....	15
3.4. Test Procedure	15
3.5. Uncertainty	15
3.6. Test Result	16
4. Radiated Emission	22
4.1. Test Equipment	22
4.2. Test Setup	23
4.3. Limit.....	24
4.4. Test Procedure	24
4.5. Uncertainty	24
4.6. Test Result	25
5. Operation Frequency Range of 20dB Bandwidth	49
5.1. Test Equipment	49
5.2. Test Setup	49
5.3. Limit.....	49
5.4. Test Procedure	50
5.5. Uncertainty	50
5.6. Test Result	51
6. 26dB Occupied Bandwidth	69
6.1. Test Equipment	69
6.2. Test Setup	69
6.3. Limit.....	69
6.4. Test Procedure	70
6.5. Uncertainty	70
6.6. Test Result	71

7.	Power Output	99
7.1.	Test Equipment	99
7.2.	Test Setup	99
7.3.	Limit.....	99
7.4.	Test Procedure	100
7.5.	Uncertainty	101
7.6.	Test Result	102
8.	Peak Power Spectral Density	148
8.1.	Test Equipment	148
8.2.	Test Setup	148
8.3.	Limit.....	148
8.4.	Test Procedure	149
8.5.	Uncertainty	149
8.6.	Test Result	150
9.	Peak Excursion	196
9.1.	Test Equipment	196
9.2.	Test Setup	196
9.3.	Limit.....	196
9.4.	Test Procedure	197
9.5.	Uncertainty	197
9.6.	Test Result	198
10.	Radiated Emission Band Edge.....	226
10.1.	Test Equipment	226
10.2.	Test Setup	226
10.3.	Limit.....	227
10.4.	Test Procedure	228
10.5.	Uncertainty	228
10.6.	Test Result	229
11.	Frequency Stability	325
11.1.	Test Equipment	325
11.2.	Test Setup	325
11.3.	Limit.....	325
11.4.	Test Procedure	326
11.5.	Uncertainty	326
11.6.	Test Result	327

1. General Information

1.1. EUT Description

Product Name	WIRELESS-A/N 26DBM NETWORK MINI PCI ADAPTER
Trade Name	COMPEX
Model No.	IWAVEPORT WLM200N5-26
FCC ID	TK4-WLM200N5-26
Working Voltage	DC 3.3V
Frequency Range	For 5.0GHz Band 802.11a/n(20MHz): 5180 - 5320 MHz, 5500 - 5700 MHz, 5745 - 5825MHz 802.11n(40MHz): 5190 - 5310 MHz, 5510 - 5670 MHz, 5755 - 5795 MHz
Channel Number	For 5.0GHz Band 802.11a/n(20MHz): 24 802.11n(40MHz): 11
Type of Modulation	802.11a/n: OFDM
Data Rate	802.11a/n: up to 135 Mbps
Channel Control	Auto
Antenna Type	Dipole
Antenna Gain	Refer to the "Antenna List"

For 5.0GHz Band

802.11a/n(20MHz) Working Frequency of Each Channel:							
Channel	Frequency	Channel	Frequency	Channel	Frequency	Channel	Frequency
36	5180 MHz	40	5200 MHz	44	5220 MHz	48	5240 MHz
52	5260 MHz	56	5280 MHz	60	5300 MHz	64	5320 MHz
100	5500 MHz	104	5520 MHz	108	5540 MHz	112	5560 MHz
116	5580 MHz	120	5600 MHz	124	5620 MHz	128	5640 MHz
132	5660 MHz	136	5680 MHz	140	5700 MHz	149	5745 MHz
153	5765 MHz	157	5785 MHz	161	5805 MHz	165	5825 MHz

802.11n(40MHz) Working Frequency of Each Channel:							
Channel	Frequency	Channel	Frequency	Channel	Frequency	Channel	Frequency
38	5190 MHz	46	5230 MHz	54	5270 MHz	62	5310 MHz
102	5510 MHz	110	5550 MHz	118	5590 MHz	126	5630 MHz
134	5670 MHz	151	5755 MHz	159	5795 MHz	N/A	N/A

802.11a/n Antenna List

Antenna	Manufacturer	Model No.	Peak Gain
MIMO Antenna	Exceltek Electronics (Kunshan) Co.,Ltd	C0053-ANG0004	5GHz: 2.0dBi

1.2. Mode of Operation

Quietek has verified the construction and function in typical operation. All the test modes were carried out with the EUT in normal operation, which was shown in this test report and defined as:

Test Mode
Mode 1: Transmit by 802.11a
Mode 2: Transmit by 802.11n (20MHz)
Mode 3: Transmit by 802.11n (40MHz)

Note:

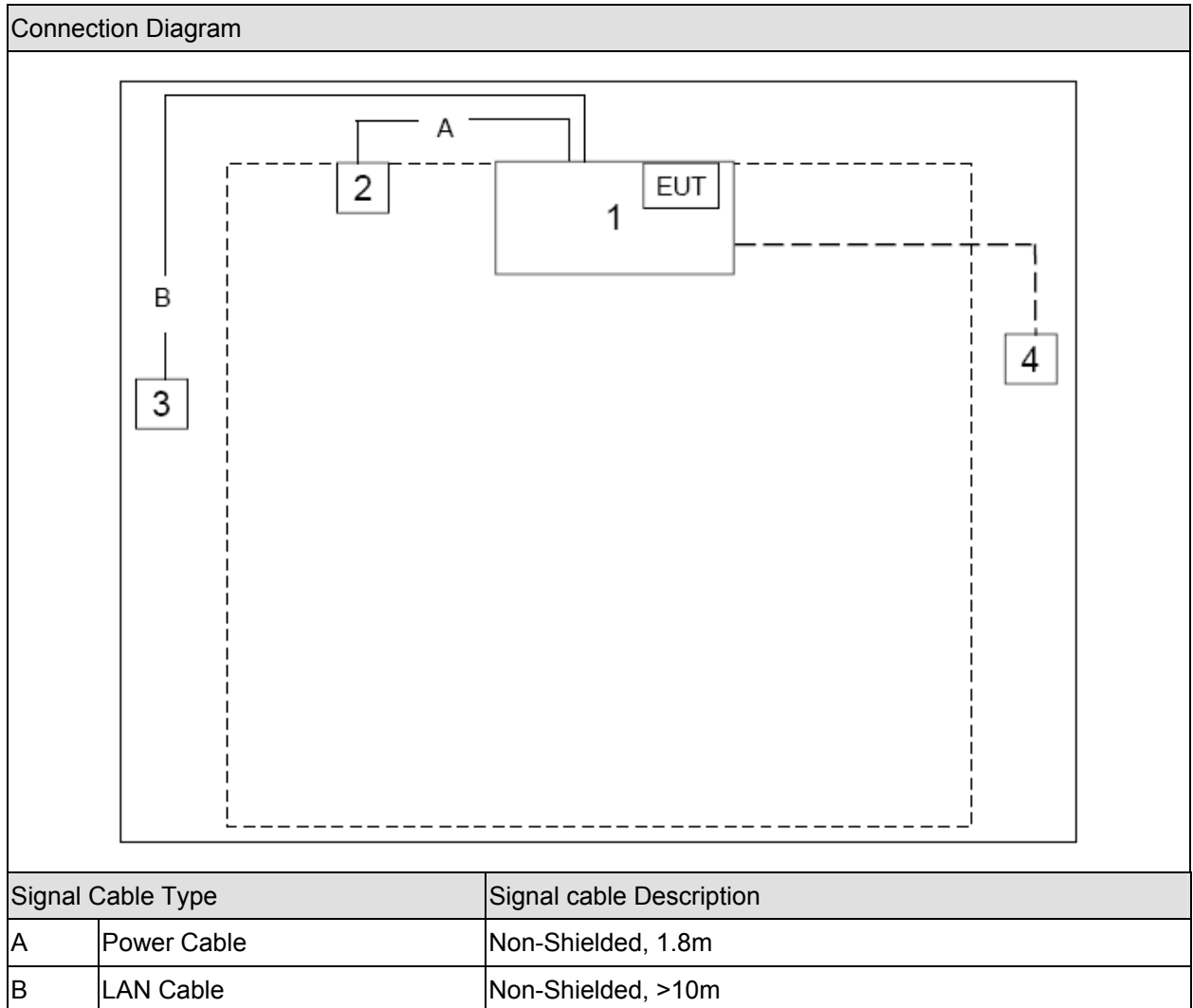
1. Regards to the frequency band operation: the lowest, middle and highest frequency of channel were selected to perform the test, then shown on this report.

1.3. Tested System Details

The types for all equipments, plus descriptions of all cables used in the tested system (including inserted cards) are:

Product	Manufacturer	Model No.	Serial No.	Power Cord
1 Router Frame	Compex	B-543W	N/A	N/A
2 Adapter	DVE	DSA-15P-24	N/A	N/A
3 Notebook	DELL	PP19L	JH097 A01	Power by adapter
4 MacBook	Apple	MB061CH	W8732B4TZ5V	Power by adapter

1.4. Configuration of Tested System



1.5. EUT Exercise Software

1	Setup the EUT and simulators as shown on above.
2	Turn on the power of equipment.
3	Execute test software “bricks”, provided by applicant, then select test mode and test channel, press OK to communication with another Notebook P.C. by wireless.

2. Technical Test

2.1. Summary of Test Result

- No deviations from the test standards
 Deviations from the test standards as below description:

Performed Test Item	Normative References	Test Performed	Deviation
Conducted Emission	FCC CFR Title 47 Part 15 Subpart C: 2007 Section 15.207	Yes	No
Radiated Emission	FCC CFR Title 47 Part 15 Subpart C: 2007 Section 15.209	Yes	No
Operation Frequency Range of 20dB Bandwidth	FCC CFR Title 47 Part 15 Subpart C: 2007 15.215(c)	Yes	No
26dB Occupied Bandwidth	FCC CFR Title 47 Part 15 Subpart C: 2007 Section 15.407(a)	Yes	No
Power Output	FCC CFR Title 47 Part 15 Subpart C: 2007 Section 15.407(a)	Yes	No
Peak Power Spectral Density	FCC CFR Title 47 Part 15 Subpart C: 2007 Section 15.407(a)	Yes	No
Peak Excursion	FCC CFR Title 47 Part 15 Subpart C: 2007 Section 15.407(a)(6)	Yes	No
Radiated Emission Band Edge	FCC CFR Title 47 Part 15 Subpart C: 2007 Section 15.205, 15.407(b)	Yes	No
Frequency Stability	FCC CFR Title 47 Part 15 Subpart C: 2007 Section 15.407(g)	Yes	No

2.2. Test Environment

Items	Required (IEC 68-1)	Actual
Temperature (°C)	15-35	21
Humidity (%RH)	25-75	50
Barometric pressure (mbar)	860-1060	950-1000

3. Conducted Emission

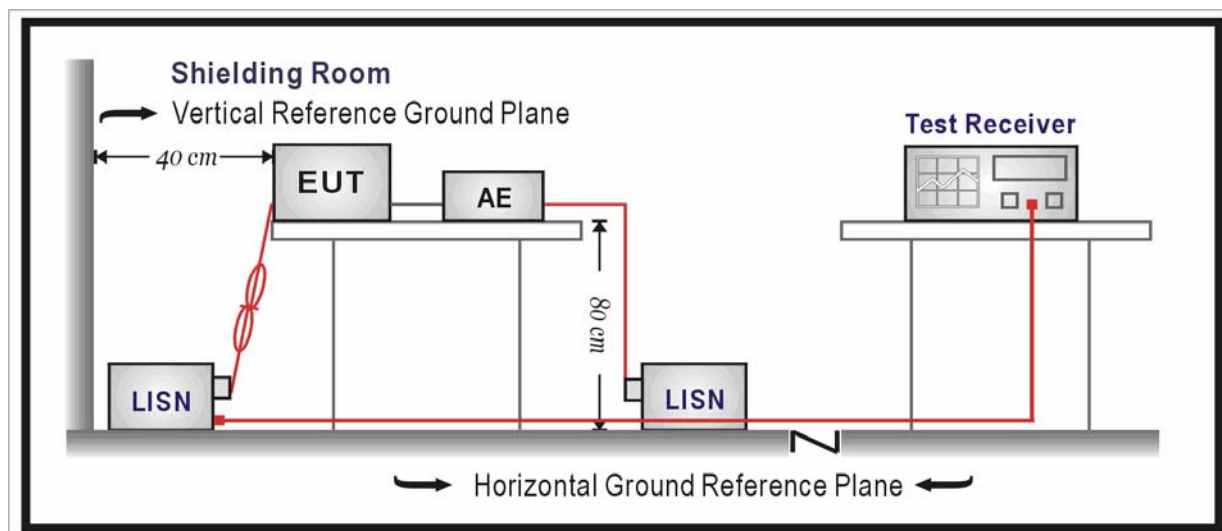
3.1. Test Equipment

Conducted Emission / SR-1

Instrument	Manufacturer	Type No.	Serial No.	Cal. Date
EMI Test Receiver	R&S	ESCI	100726	2008/06/28
Two-Line V-Network	R&S	ENV216	100013	2008/06/28
Two-Line V-Network	R&S	ENV216	100014	2008/06/28
50ohm Coaxial Switch	Anritsu	MP59B	6200464462	2008/11/24
50ohm Termination	SHX	TF2	07081401	2008/10/19
Coaxial Cable	Luthi	RG214	519358	2008/11/24
Temperature/Humidity Meter	zhicheng	ZC1-2	QT-TH004	2008/03/31

Note: All equipments are calibrated with traceable calibrations. Each calibration is traceable to the national or international standards.

3.2. Test Setup



3.3. Limit

FCC Part 15 Subpart C Paragraph 15.207 Limits		
Frequency (MHz)	QP (dBuV)	AV (dBuV)
0.15 - 0.50	66 - 56	56 - 46
0.50 - 5.0	56	46
5.0 - 30	60	50

Note 1: The lower limit shall apply at the transition frequencies.

Note 2: The limit decreases linearly with the logarithm of the frequency in the range 0.15 MHz to 0.5 MHz.

3.4. Test Procedure

The EUT was setup according to ANSI C63.4, 2003.

The EUT was placed on a platform of nominal size, 1 m by 1.5 m, raised 80 cm above the conducting ground plane. The vertical conducting plane was located 40 cm to the rear of the EUT. All other surfaces of EUT were at least 80 cm from any other grounded conducting surface. The EUT and simulators are connected to the main power through a line impedance stabilization network (LISN). The LISN provides a 50 ohm /50uH coupling impedance for the measuring equipment. The peripheral devices are also connected to the main power through a LISN. (Please refer to the block diagram of the test setup and photographs)

Each current-carrying conductor of the EUT power cord, except the ground (safety) conductor, was individually connected through a LISN to the input power source.

The excess length of the power cord between the EUT and the LISN receptacle were folded back and forth at the center of the lead to form a bundle not exceeding 40 cm in length.

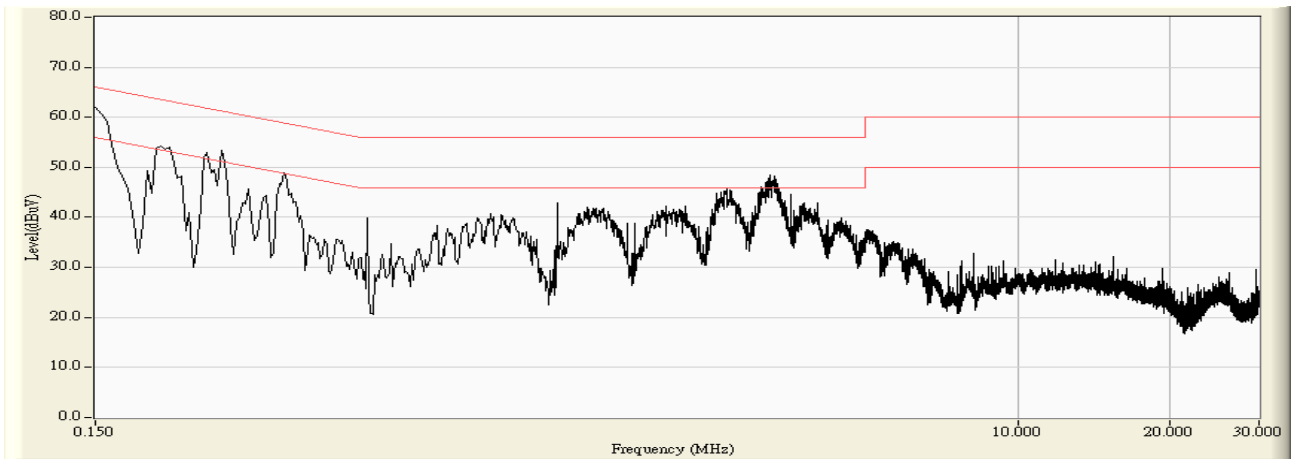
Conducted emissions were investigated over the frequency range from 0.15MHz to 30MHz using a receiver bandwidth of 9kHz.

3.5. Uncertainty

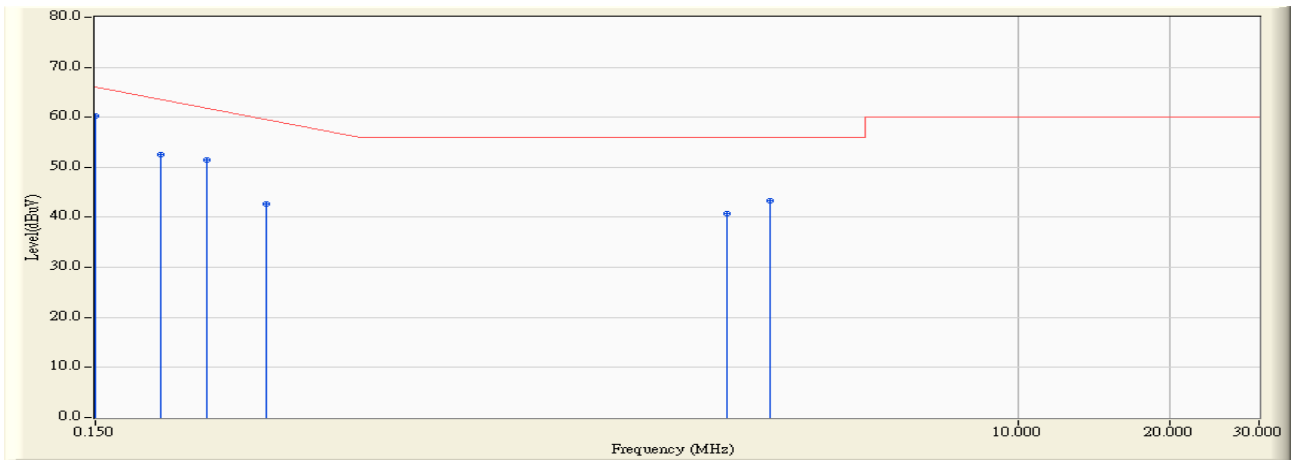
The measurement uncertainty is defined as ± 2.02 dB

3.6. Test Result

Engineer : Jame	
Site : SR-1 (Conducted Emission and Power Disturbance Test)	Time : 2008/11/10 - 16:33
Limit : FCC_SPartC_15.207_00M_QP	Margin : 10
EUT : Wireless-A/N 26dBm Network Mini PCI Adapter	Probe : ENV216_100014(0.009-30MHz) - Line1
Power : AC 120V/60Hz	Note : Mode 1: Transmit by 802.11a at channel 5180MHz

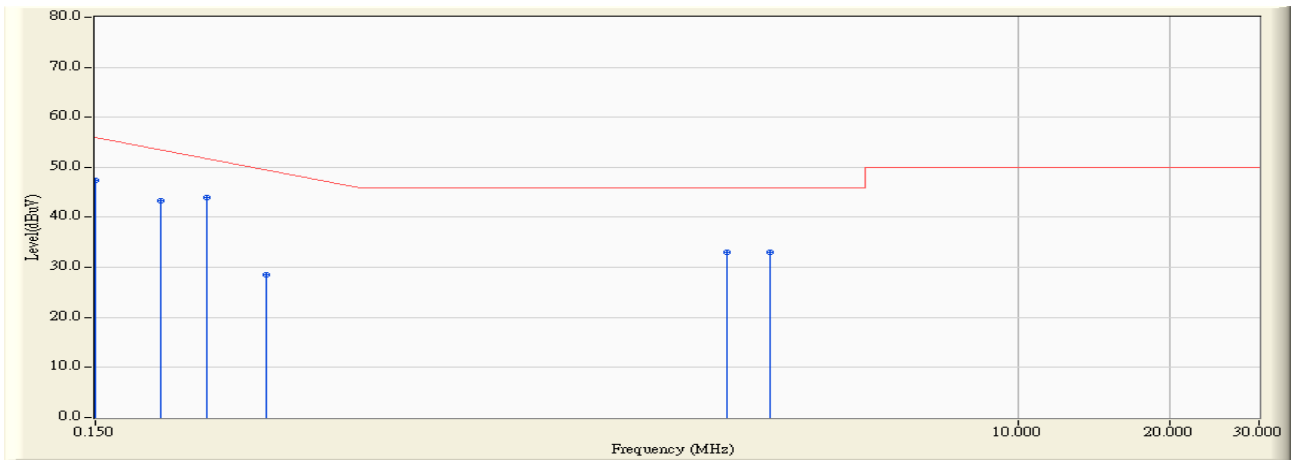


Engineer : Jame	
Site : SR-1 (Conducted Emission and Power Disturbance Test)	Time : 2008/11/10 - 16:34
Limit : FCC_SPartC_15.207_00M_QP	Margin : 0
EUT : Wireless-A/N 26dBm Network Mini PCI Adapter	Probe : ENV216_100014(0.009-30MHz) - Line1
Power : AC 120V/60Hz	Note : Mode 1: Transmit by 802.11a at channel 5180MHz



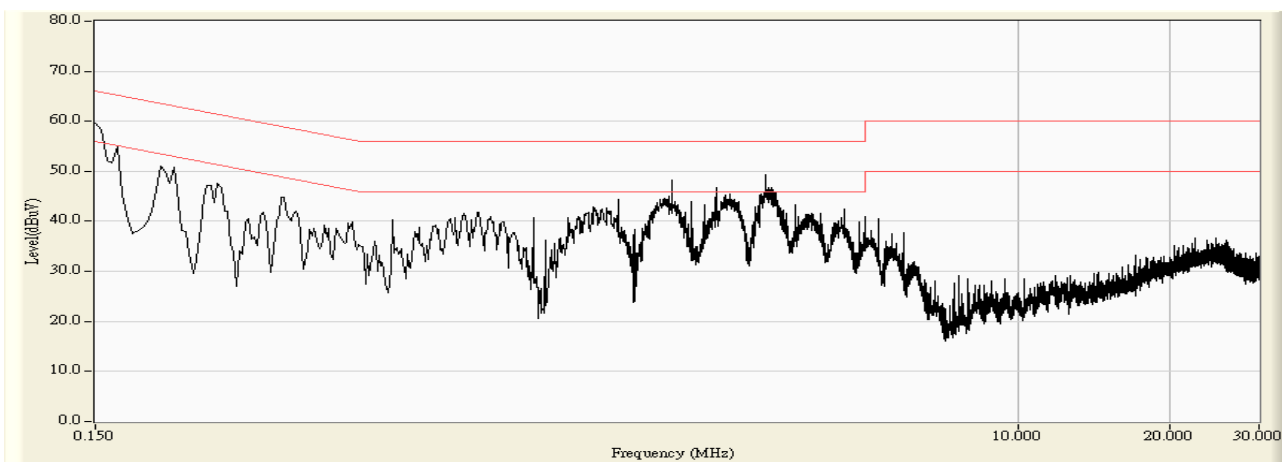
		Frequency (MHz)	Correct Factor (dB)	Reading Level (dBuV)	Measure Level (dBuV)	Margin (dB)	Limit (dBuV)	Detector Type
1	*	0.150	10.160	50.200	60.360	-5.640	66.000	QUASIPeAK
2		0.202	9.553	42.900	52.453	-12.061	64.514	QUASIPeAK
3		0.250	9.461	42.100	51.561	-11.582	63.143	QUASIPeAK
4		0.326	9.521	33.200	42.721	-18.250	60.971	QUASIPeAK
5		2.666	9.726	31.000	40.726	-15.274	56.000	QUASIPeAK
6		3.230	9.764	33.500	43.264	-12.736	56.000	QUASIPeAK

Engineer : Jame	
Site : SR-1 (Conducted Emission and Power Disturbance Test)	Time : 2008/11/10 - 16:34
Limit : FCC_SPartC_15.207_00M_AV	Margin : 0
EUT : Wireless-A/N 26dBm Network Mini PCI Adapter	Probe : ENV216_100014(0.009-30MHz) - Line1
Power : AC 120V/60Hz	Note : Mode 1: Transmit by 802.11a at channel 5180MHz

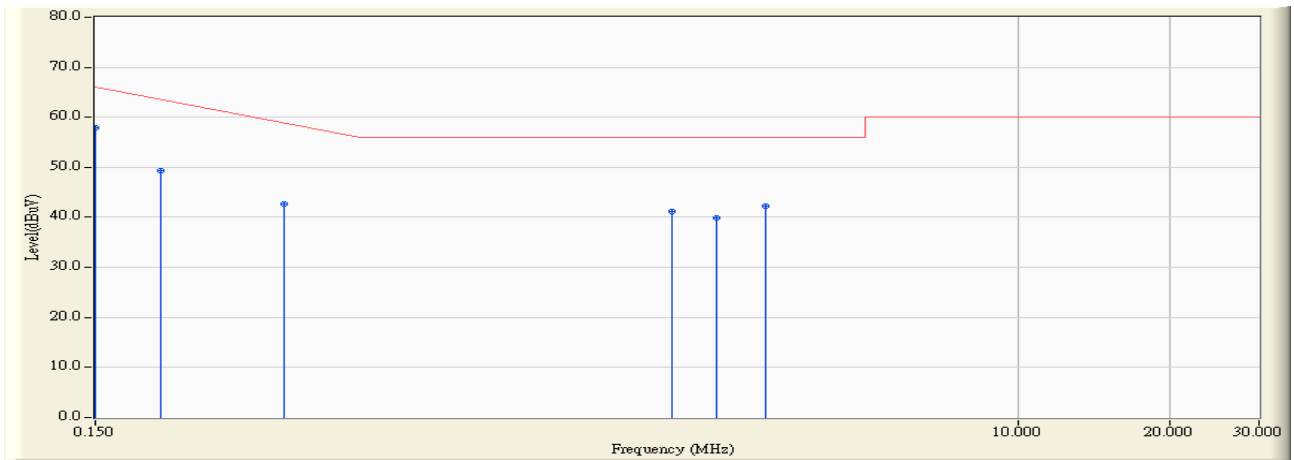


		Frequency (MHz)	Correct Factor (dB)	Reading Level (dBuV)	Measure Level (dBuV)	Margin (dB)	Limit (dBuV)	Detector Type
1	*	0.150	10.160	37.200	47.360	-8.640	56.000	AVERAGE
2		0.202	9.553	33.800	43.353	-11.161	54.514	AVERAGE
3		0.250	9.461	34.400	43.861	-9.282	53.143	AVERAGE
4		0.326	9.521	19.000	28.521	-22.450	50.971	AVERAGE
5		2.666	9.726	23.400	33.126	-12.874	46.000	AVERAGE
6		3.230	9.764	23.300	33.064	-12.936	46.000	AVERAGE

Engineer : Jame	
Site : SR-1 (Conducted Emission and Power Disturbance Test)	Time : 2008/11/10 - 16:28
Limit : FCC_SPartC_15.207_00M_QP	Margin : 10
EUT : Wireless-A/N 26dBm Network Mini PCI Adapter	Probe : ENV216_100014(0.009-30MHz) - Line2
Power : AC 120V/60Hz	Note : Mode 1: Transmit by 802.11a at channel 5180MHz

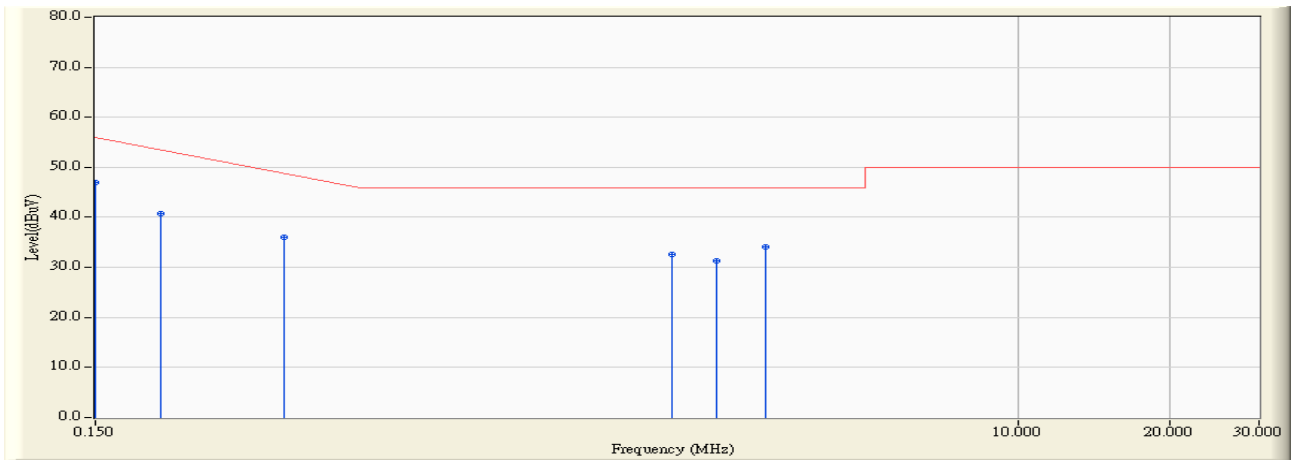


Engineer : Jame	
Site : SR-1 (Conducted Emission and Power Disturbance Test)	Time : 2008/11/10 - 16:29
Limit : FCC_SPartC_15.207_00M_QP	Margin : 0
EUT : Wireless-A/N 26dBm Network Mini PCI Adapter	Probe : ENV216_100014(0.009-30MHz) - Line2
Power : AC 120V/60Hz	Note : Mode 1: Transmit by 802.11a at channel 5180MHz



		Frequency (MHz)	Correct Factor (dB)	Reading Level (dBuV)	Measure Level (dBuV)	Margin (dB)	Limit (dBuV)	Detector Type
1	*	0.150	10.006	48.000	58.006	-7.994	66.000	QUASIPeAK
2		0.202	9.648	39.700	49.348	-15.166	64.514	QUASIPeAK
3		0.354	9.605	33.000	42.605	-17.566	60.171	QUASIPeAK
4		2.074	9.660	31.600	41.260	-14.740	56.000	QUASIPeAK
5		2.530	9.680	30.300	39.980	-16.020	56.000	QUASIPeAK
6		3.174	9.690	32.600	42.290	-13.710	56.000	QUASIPeAK

Engineer : Jame	
Site : SR-1 (Conducted Emission and Power Disturbance Test)	Time : 2008/11/10 - 16:29
Limit : FCC_SPartC_15.207_00M_AV	Margin : 0
EUT : Wireless-A/N 26dBm Network Mini PCI Adapter	Probe : ENV216_100014(0.009-30MHz) - Line2
Power : AC 120V/60Hz	Note : Mode 1: Transmit by 802.11a at channel 5180MHz



		Frequency (MHz)	Correct Factor (dB)	Reading Level (dBuV)	Measure Level (dBuV)	Margin (dB)	Limit (dBuV)	Detector Type
1	*	0.150	10.006	36.900	46.906	-9.094	56.000	AVERAGE
2		0.202	9.648	31.100	40.748	-13.766	54.514	AVERAGE
3		0.354	9.605	26.500	36.105	-14.066	50.171	AVERAGE
4		2.074	9.660	22.900	32.560	-13.440	46.000	AVERAGE
5		2.530	9.680	21.600	31.280	-14.720	46.000	AVERAGE
6		3.174	9.690	24.500	34.190	-11.810	46.000	AVERAGE

4. Radiated Emission

4.1. Test Equipment

Radiated Emission / AC-2

Instrument	Manufacturer	Type No.	Serial No.	Cal. Date
Spectrum Analyzer	Agilent	E4446A	MY45300103	2008/06/11
EMI Test Receiver	R&S	ESCI	100573	2008/05/10
Preamplifier	Quietek	AP-025C	QT-AP003	2008/11/24
Preamplifier	Quietek	AP-180C	CHM-0602012	2008/11/24
Bilog Type Antenna	Schaffner	CBL6112B	2932	2008/11/21
Broad-Band Horn Antenna	Schwarzbeck	BBHA9120D	496	2008/06/28
Broad-Band Horn Antenna	Schwarzbeck	BBHA9170	294	2008/06/28
High-Pass Filter	Wainwright	WHKX7.0/18G-8SS	SN16	2008/03/03
Low-Pass Filter	Wainwright	WLKS4500-9SS	SN2	2008/03/03
50ohm Coaxial Switch	Anritsu	MP59B	6200447304	2008/11/24
Coaxial Cable	Huber+Suhner	AC2-C	04	2008/11/24
Temperature/Humidity Meter	zhicheng	ZC1-2	QT-TH002	2008/03/31

Radiated Emission / AC-3

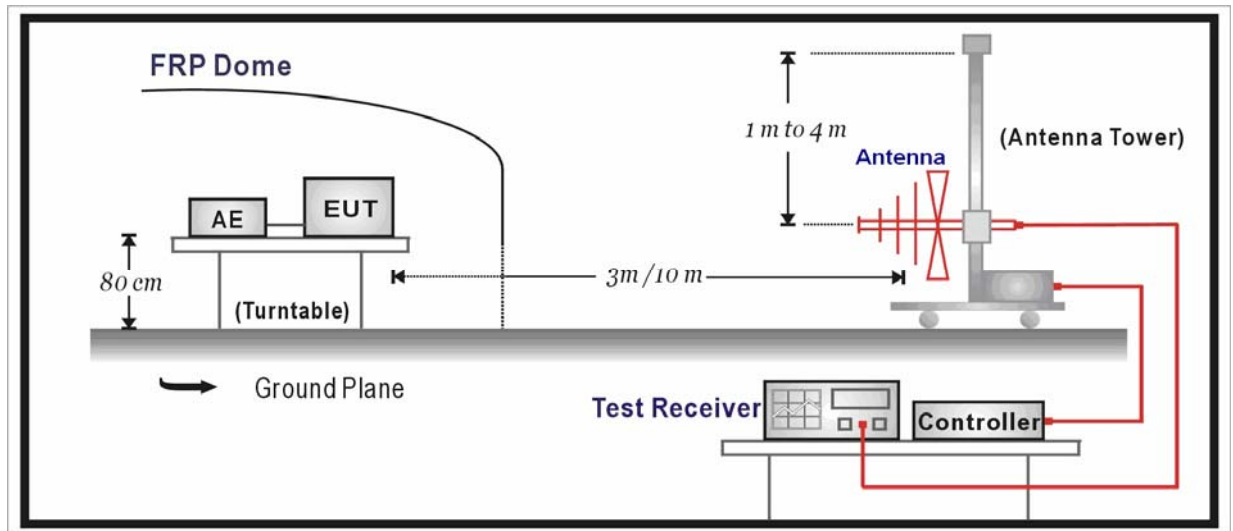
Instrument	Manufacturer	Type No.	Serial No.	Cal. Date
Spectrum Analyzer	Agilent	E4446A	MY45300103	2008/06/11
EMI Test Receiver	R&S	ESCI	100176	2008/11/15
Preamplifier	Quietek	AP-025C	QT-AP004	2008/11/24
Preamplifier	Quietek	AP-180C	CHM-0602012	2008/11/24
Bilog Type Antenna	Schaffner	CBL6112D	22254	2008/11/21
Broad-Band Horn Antenna	Schwarzbeck	BBHA9120D	496	2008/06/28
Broad-Band Horn Antenna	Schwarzbeck	BBHA9170	294	2008/11/24
High-Pass Filter	Wainwright	WHKX7.0/18G-8SS	SN16	2008/03/03
Low-Pass Filter	Wainwright	WLKS4500-9SS	SN2	2008/03/03
50ohm Coaxial Switch	Anritsu	MP59B	6200464463	2008/11/24
Coaxial Cable	Huber+Suhner	AC3-C	05	2008/11/24
Temperature/Humidity Meter	zhicheng	ZC1-2	QT-TH003	2008/03/31

Note 1: All equipments are calibrated with traceable calibrations. Each calibration is traceable to the national or international standards.

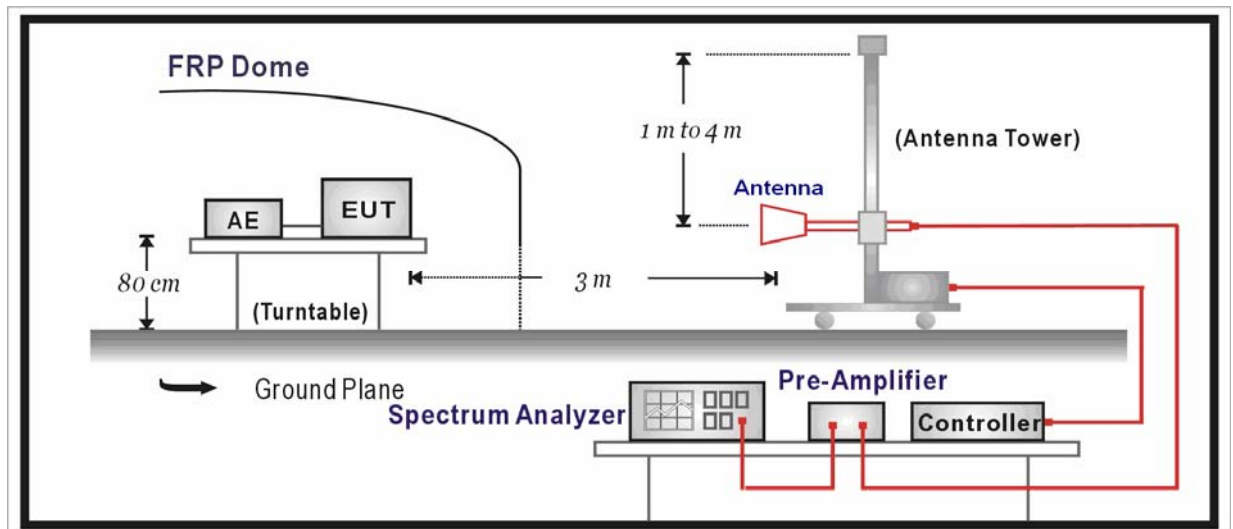
Note 2: The test instruments marked with "X" are used to measure the final test results.

4.2. Test Setup

Under 1GHz Test Setup:



Above 1GHz Test Setup:



4.3. Limit

FCC Part 15 Subpart C Paragraph 15.209		
Frequency (MHz)	Distance (m)	Level (dBuV/m)
30 - 88	3	40
88 - 216	3	43.5
216 - 960	3	46
Above 960	3	54

Note 1: The lower limit shall apply at the transition frequency.

Note 2: Distance refers to the distance in meters between the measuring instrument antenna and the closed point of any part of the device or system.

Note 3: E field strength (dBuV/m) = 20 log E field strength (uV/m)

4.4. Test Procedure

The EUT was setup according to ANSI C63.4, 2003.

The EUT is placed on a turn table which is 0.8 meter above ground. The turn table is rotated 360 degrees to determine the position of the maximum emission level. The EUT was positioned such that the distance from antenna to the EUT was 3 meters.

The antenna is scanned from 1 meter to 4 meters to find out the maximum emission level. This is repeated for both horizontal and vertical polarization of the antenna. In order to find the maximum emission, all of the interface cables were manipulated according to ANSI C63.4:2003 on radiated measurement.

The resolution bandwidth below 1GHz setting on the field strength meter is 120 kHz and above 1GHz is 1MHz.

The frequency range from 30MHz to 10th harmonic is checked.

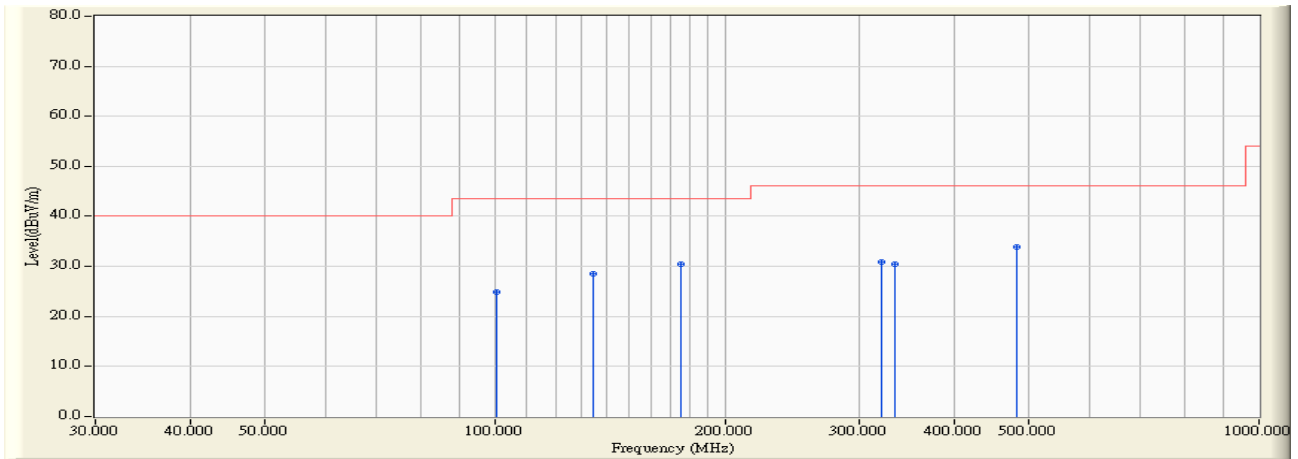
Note: When doing emission measurement above 1GHz, the horn antenna will be bended down a little (as horn antenna has the narrow beamwidth) in order to keeping the antenna in the “cone of radiation” of EUT. The 3dB beamwidth is 60 degrees for H-plane and 90 degrees for E-plane.

4.5. Uncertainty

The measurement uncertainty above 1G is defined as ± 3.9 dB
 below 1G is defined as ± 3.8 dB

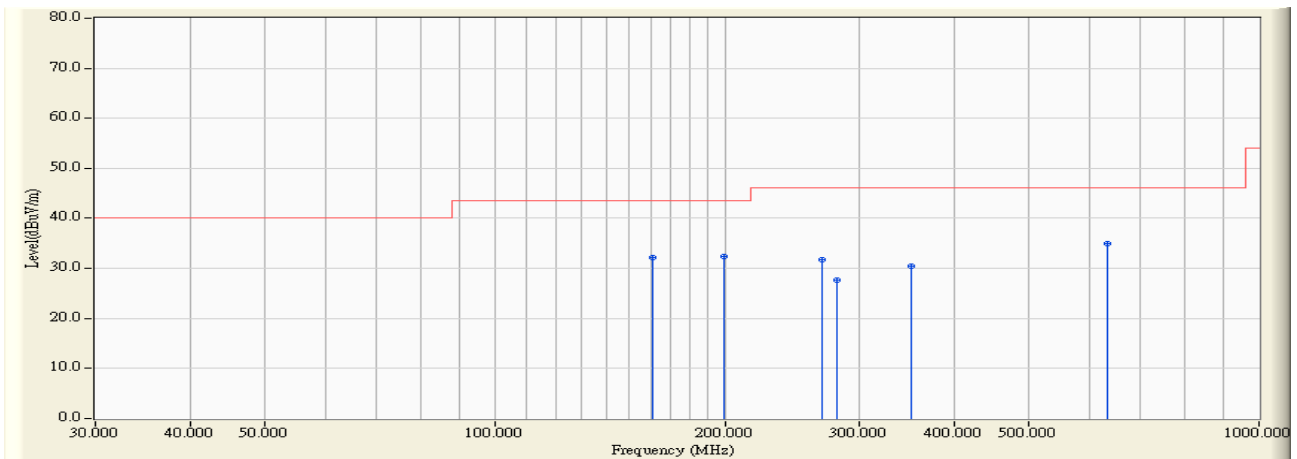
4.6. Test Result

Engineer : Jame	
Site : AC-2 (3m Semi-Aenchoic Chamber)	Time : 2008/11/15 - 13:40
Limit : FCC_SpartC_15.209_03M_QP	Margin : 0
EUT : Wireless-A/N 26dBm Network Mini PCI Adapter	Probe : CBL6112B_2932(30-2000MHz) - HORIZONTAL
Power : AC 120V/60Hz	Note : Mode 2: Transmit by 802.11n(20MHz) at channel 5180MHz



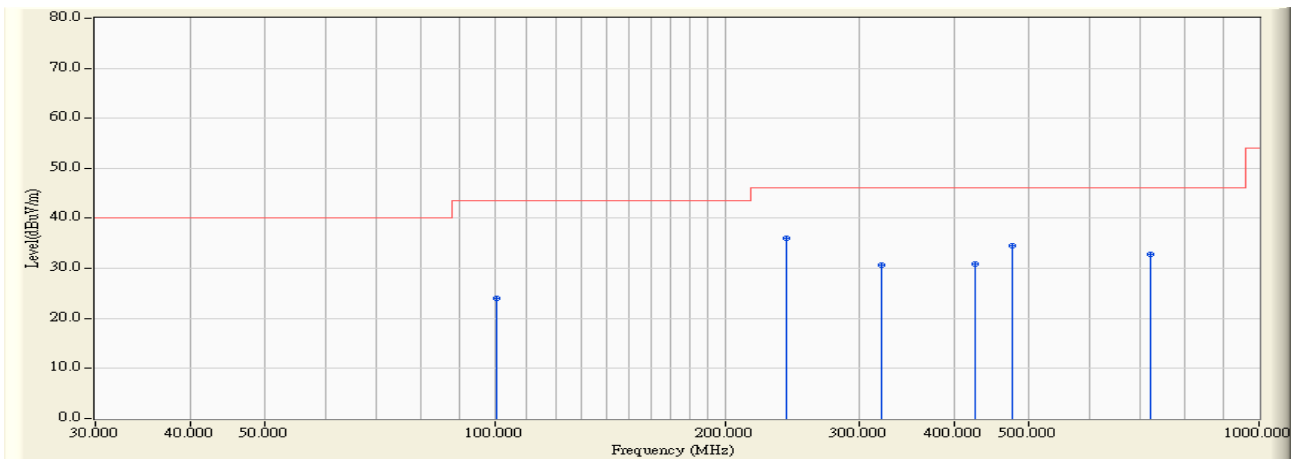
	Frequency (MHz)	Correct Factor (dB)	Reading Level (dBuV)	Measure Level (dBuV/m)	Margin (dB)	Limit (dBuV/m)	Detector Type	Ant Pos (cm)	Table Pos (deg)
1	100.325	-11.534	36.333	24.799	-18.721	43.520	QUASIPeAK	114.500	172.600
2	134.275	-10.820	39.255	28.435	-15.085	43.520	QUASIPeAK	100.000	158.000
3	175.500	-13.364	43.927	30.563	-12.957	43.520	QUASIPeAK	100.000	163.000
4	321.000	-7.731	38.552	30.821	-15.199	46.020	QUASIPeAK	123.600	75.000
5	333.125	-7.524	38.055	30.531	-15.489	46.020	QUASIPeAK	112.600	82.900
6	* 481.050	-3.942	37.811	33.869	-12.151	46.020	QUASIPeAK	145.500	49.600

Engineer : Jame	
Site : AC-2 (3m Semi-Aenchoic Chamber)	Time : 2008/11/15 - 13:41
Limit : FCC_SpartC_15.209_03M_QP	Margin : 0
EUT : Wireless-A/N 26dBm Network Mini PCI Adapter	Probe : CBL6112B_2932(30-2000MHz) - VERTICAL
Power : AC 120V/60Hz	Note : Mode 2: Transmit by 802.11n(20MHz) at channel 5180MHz



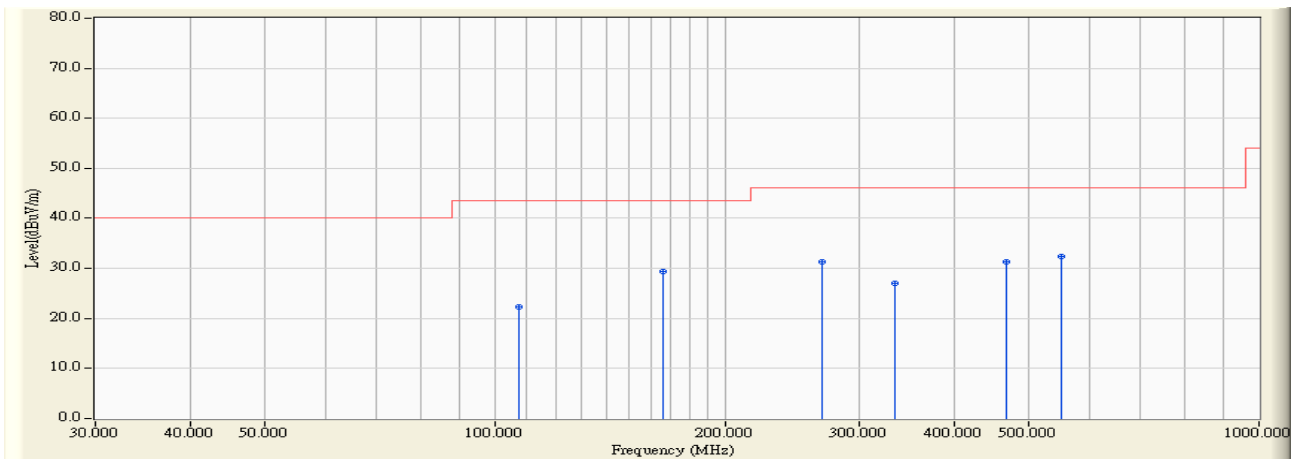
	Frequency (MHz)	Correct Factor (dB)	Reading Level (dBuV)	Measure Level (dBuV/m)	Margin (dB)	Limit (dBuV/m)	Detector Type	Ant Pos (cm)	Table Pos (deg)
1	160.950	-12.524	44.701	32.178	-11.342	43.520	QUASIPeAK	100.000	185.000
2	199.750	-13.325	45.713	32.388	-11.132	43.520	QUASIPeAK	104.000	117.000
3	267.650	-8.922	40.599	31.677	-14.343	46.020	QUASIPeAK	105.900	54.000
4	279.775	-9.019	36.700	27.681	-18.339	46.020	QUASIPeAK	152.600	188.000
5	350.100	-6.856	37.406	30.550	-15.470	46.020	QUASIPeAK	104.000	85.000
6	* 633.825	-1.775	36.819	35.044	-10.976	46.020	QUASIPeAK	100.000	136.000

Engineer : Jame	
Site : AC-2 (3m Semi-Aenchoic Chamber)	Time : 2008/11/15 - 13:42
Limit : FCC_SpartC_15.209_03M_QP	Margin : 0
EUT : Wireless-A/N 26dBm Network Mini PCI Adapter	Probe : CBL6112B_2932(30-2000MHz) - HORIZONTAL
Power : AC 120V/60Hz	Note : Mode 2: Transmit by 802.11n(20MHz) at channel 5700MHz



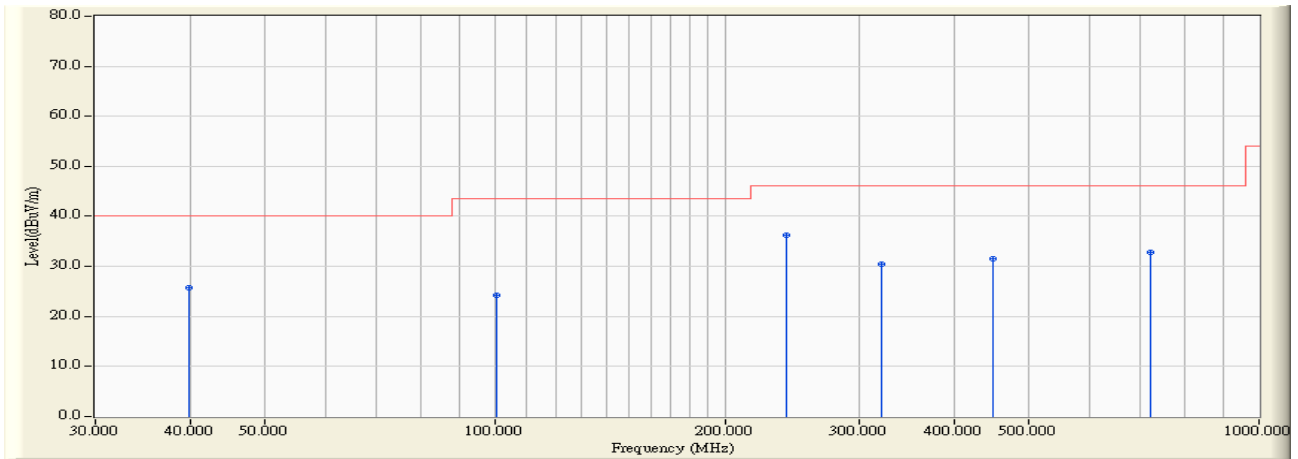
	Frequency (MHz)	Correct Factor (dB)	Reading Level (dBuV)	Measure Level (dBuV/m)	Margin (dB)	Limit (dBuV/m)	Detector Type	Ant Pos (cm)	Table Pos (deg)
1	100.325	-11.534	35.581	24.047	-19.473	43.520	QUASIPeAK	114.500	196.500
2	* 240.975	-10.565	46.648	36.083	-9.937	46.020	QUASIPeAK	100.000	185.000
3	321.000	-7.731	38.427	30.696	-15.324	46.020	QUASIPeAK	120.000	163.000
4	425.275	-4.726	35.657	30.931	-15.089	46.020	QUASIPeAK	113.600	154.000
5	476.200	-4.070	38.633	34.563	-11.457	46.020	QUASIPeAK	122.500	96.500
6	721.125	-0.859	33.694	32.835	-13.185	46.020	QUASIPeAK	100.000	82.000

Engineer : Jame	
Site : AC-2 (3m Semi-Aenchoic Chamber)	Time : 2008/11/15 - 13:42
Limit : FCC_SpartC_15.209_03M_QP	Margin : 0
EUT : Wireless-A/N 26dBm Network Mini PCI Adapter	Probe : CBL6112B_2932(30-2000MHz) - VERTICAL
Power : AC 120V/60Hz	Note : Mode 2: Transmit by 802.11n(20MHz) at channel 5700MHz



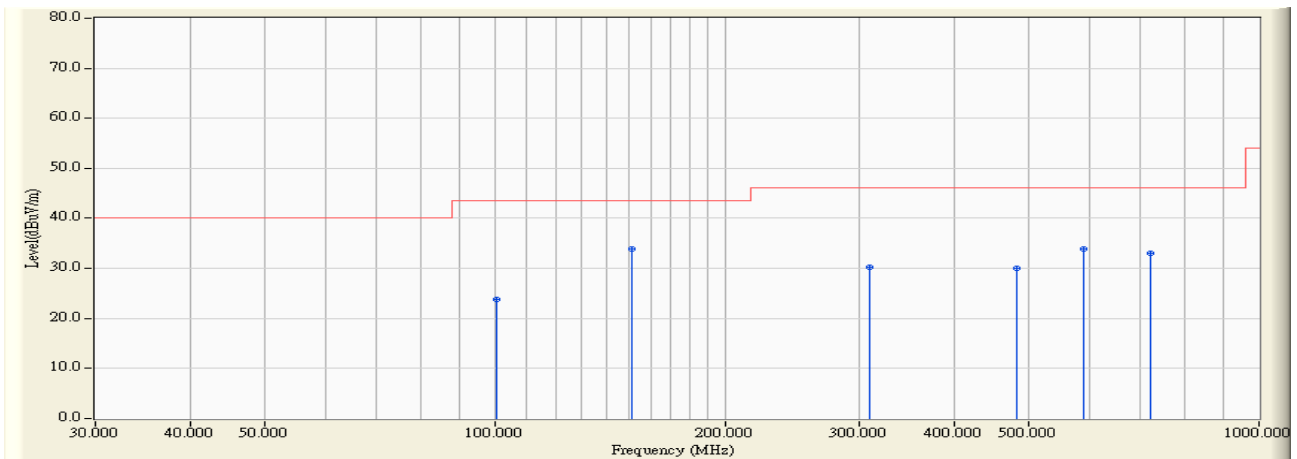
	Frequency (MHz)	Correct Factor (dB)	Reading Level (dBuV)	Measure Level (dBuV/m)	Margin (dB)	Limit (dBuV/m)	Detector Type	Ant Pos (cm)	Table Pos (deg)
1	107.600	-10.881	33.178	22.297	-21.223	43.520	QUASIPeAK	100.000	85.900
2	165.800	-12.695	42.129	29.434	-14.086	43.520	QUASIPeAK	105.200	93.500
3	267.650	-8.922	40.222	31.300	-14.720	46.020	QUASIPeAK	100.000	193.000
4	333.125	-7.524	34.616	27.092	-18.928	46.020	QUASIPeAK	143.600	55.800
5	466.500	-4.426	35.634	31.208	-14.812	46.020	QUASIPeAK	100.000	136.000
6	* 551.375	-2.252	34.547	32.295	-13.725	46.020	QUASIPeAK	106.500	95.800

Engineer : Jame	
Site : AC-2 (3m Semi-Aenchoic Chamber)	Time : 2008/11/15 - 13:43
Limit : FCC_SpartC_15.209_03M_QP	Margin : 0
EUT : Wireless-A/N 26dBm Network Mini PCI Adapter	Probe : CBL6112B_2932(30-2000MHz) - HORIZONTAL
Power : AC 120V/60Hz	Note : Mode 3: Transmit by 802.11n(40MHz) at channel 5190MHz



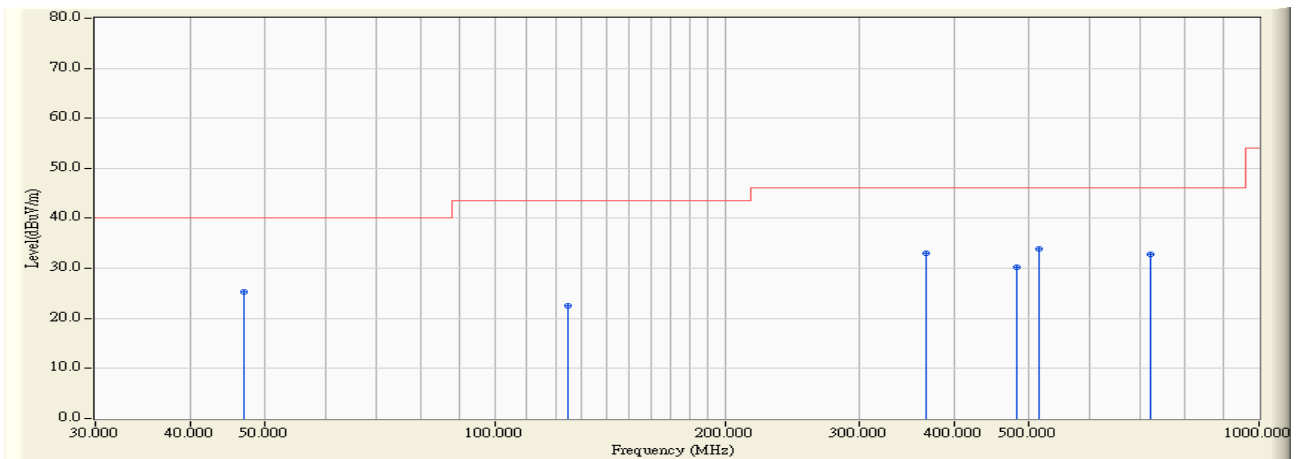
	Frequency (MHz)	Correct Factor (dB)	Reading Level (dBuV)	Measure Level (dBuV/m)	Margin (dB)	Limit (dBuV/m)	Detector Type	Ant Pos (cm)	Table Pos (deg)
1	39.700	-9.890	35.564	25.674	-14.326	40.000	QUASIPeAK	136.100	112.500
2	100.325	-11.534	35.792	24.258	-19.262	43.520	QUASIPeAK	100.000	75.800
3	* 240.975	-10.565	46.785	36.220	-9.800	46.020	QUASIPeAK	113.600	152.600
4	321.000	-7.731	38.143	30.412	-15.608	46.020	QUASIPeAK	100.000	118.500
5	449.525	-4.801	36.248	31.447	-14.573	46.020	QUASIPeAK	114.600	45.800
6	721.125	-0.859	33.610	32.751	-13.269	46.020	QUASIPeAK	100.000	315.000

Engineer : Jame	
Site : AC-2 (3m Semi-Aenchoic Chamber)	Time : 2008/11/15 - 13:44
Limit : FCC_SpartC_15.209_03M_QP	Margin : 0
EUT : Wireless-A/N 26dBm Network Mini PCI Adapter	Probe : CBL6112B_2932(30-2000MHz) - VERTICAL
Power : AC 120V/60Hz	Note : Mode 3: Transmit by 802.11n(40MHz) at channel 5190MHz



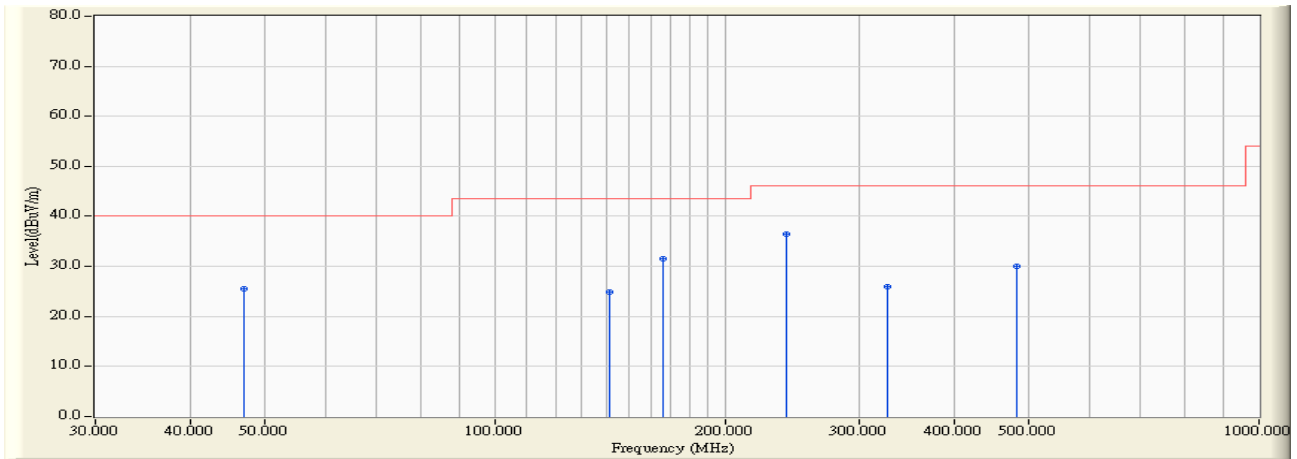
	Frequency (MHz)	Correct Factor (dB)	Reading Level (dBuV)	Measure Level (dBuV/m)	Margin (dB)	Limit (dBuV/m)	Detector Type	Ant Pos (cm)	Table Pos (deg)
1	100.325	-11.534	35.413	23.879	-19.641	43.520	QUASIPeAK	100.000	152.600
2	* 151.250	-12.122	46.028	33.906	-9.614	43.520	QUASIPeAK	100.000	86.900
3	308.875	-8.055	38.349	30.294	-15.726	46.020	QUASIPeAK	112.500	93.500
4	481.050	-3.942	34.068	30.126	-15.894	46.020	QUASIPeAK	100.000	188.000
5	590.175	-2.001	35.876	33.875	-12.145	46.020	QUASIPeAK	105.600	325.000
6	721.125	-0.859	33.903	33.044	-12.976	46.020	QUASIPeAK	100.000	156.500

Engineer : Jame	
Site : AC-2 (3m Semi-Aenchoic Chamber)	Time : 2008/11/15 - 13:44
Limit : FCC_SpartC_15.209_03M_QP	Margin : 0
EUT : Wireless-A/N 26dBm Network Mini PCI Adapter	Probe : CBL6112B_2932(30-2000MHz) - HORIZONTAL
Power : AC 120V/60Hz	Note : Mode 3: Transmit by 802.11n(40MHz) at channel 5670MHz



	Frequency (MHz)	Correct Factor (dB)	Reading Level (dBuV)	Measure Level (dBuV/m)	Margin (dB)	Limit (dBuV/m)	Detector Type	Ant Pos (cm)	Table Pos (deg)
1	46.975	-13.503	38.863	25.360	-14.640	40.000	QUASIPeAK	120.600	85.000
2	124.575	-10.400	33.015	22.615	-20.905	43.520	QUASIPeAK	113.600	165.800
3	367.075	-6.333	39.262	32.929	-13.091	46.020	QUASIPeAK	102.500	244.600
4	481.050	-3.942	34.155	30.213	-15.807	46.020	QUASIPeAK	100.000	93.500
5	* 515.000	-3.396	37.264	33.868	-12.152	46.020	QUASIPeAK	205.600	311.500
6	721.125	-0.859	33.684	32.825	-13.195	46.020	QUASIPeAK	112.600	49.800

Engineer : Jame	
Site : AC-2 (3m Semi-Aenchoic Chamber)	Time : 2008/11/15 - 13:45
Limit : FCC_SpartC_15.209_03M_QP	Margin : 0
EUT : Wireless-A/N 26dBm Network Mini PCI Adapter	Probe : CBL6112B_2932(30-2000MHz) - VERTICAL
Power : AC 120V/60Hz	Note : Mode 3: Transmit by 802.11n(40MHz) at channel 5670MHz



	Frequency (MHz)	Correct Factor (dB)	Reading Level (dBuV)	Measure Level (dBuV/m)	Margin (dB)	Limit (dBuV/m)	Detector Type	Ant Pos (cm)	Table Pos (deg)
1	46.975	-13.503	38.920	25.417	-14.583	40.000	QUASIPeAK	100.000	115.900
2	141.550	-11.304	36.195	24.891	-18.629	43.520	QUASIPeAK	104.600	79.500
3	165.800	-12.695	44.189	31.494	-12.026	43.520	QUASIPeAK	100.000	166.800
4	* 240.975	-10.565	47.107	36.542	-9.478	46.020	QUASIPeAK	123.600	185.500
5	325.850	-7.665	33.592	25.927	-20.093	46.020	QUASIPeAK	100.000	108.500
6	481.050	-3.942	33.946	30.004	-16.016	46.020	QUASIPeAK	100.000	147.500

Mode 1: Transmit by 802.11a (Chain 1X 010)							
Frequency (MHz)	Polarization (H/V)	Measure Level (dBuV/m)	Limit (dBuV/m)	Margin (dB)	Detector	Height (cm)	Azimuth (degree)
Channel 36 (5180MHz)							
6899.00	H	62.68	74	-11.32	PK	105.400	114.700
6899.00	H	48.68	54	-5.320	AV	105.400	114.700
6899.00	V	47.45	74	-26.55	PK	103.500	63.800
6899.00	V	33.45	54	-20.55	AV	103.500	63.800
Channel 40 (5200MHz)							
6933.00	H	62.26	74	-11.74	PK	100.000	84.900
6933.00	H	48.26	54	-5.740	AV	100.000	84.900
6933.00	V	59.20	74	-14.80	PK	100.000	185.000
6933.00	V	45.20	54	-8.800	AV	100.000	185.000
Channel 48 (5240MHz)							
6984.00	H	46.53	74	-27.47	PK	100.000	153.000
6984.00	H	33.27	54	-20.73	AV	100.000	153.000
6984.00	V	49.13	74	-24.87	PK	104.000	206.000
6984.00	V	35.56	54	-18.44	AV	104.000	206.000
Channel 52 (5260MHz)							
7006.66	H	45.81	74	-28.19	PK	103.500	166.800
7006.66	H	32.32	54	-21.68	AV	103.500	166.800
7006.66	V	47.61	74	-26.39	PK	100.000	152.000
7006.66	V	34.15	54	-19.85	AV	100.000	152.000
Channel 60 (5300MHz)							
7063.33	H	45.39	74	-28.61	PK	100.000	196.000
7063.33	H	31.71	54	-22.29	AV	100.000	196.000
7063.33	V	49.56	74	-24.44	PK	100.000	144.000
7063.33	V	35.25	54	-18.75	AV	100.000	144.000
Channel 64 (5320MHz)							
7091.66	H	46.70	74	-27.30	PK	102.500	116.700
7091.66	H	32.50	54	-21.50	AV	102.500	116.700
7091.66	V	48.20	74	-25.80	PK	106.400	158.000
7091.66	V	35.44	54	-18.56	AV	106.400	158.000
Channel 100 (5500MHz)							
7346.66	H	54.34	74	19.66	PK	105.400	188.400
7346.66	H	40.23	54	13.77	AV	105.400	188.400

7346.66	V	56.79	74	17.21	PK	103.000	136.000
7346.66	V	42.7	54	11.3	AV	103.000	136.000
Channel 120 (5600MHz)							
9840.00	H	52.32	74	21.68	PK	100.000	169.000
9840.00	H	38.21	54	15.79	AV	100.000	169.000
9726.66	V	53.37	74	20.63	PK	102.400	25.600
9726.66	V	39.28	54	14.72	AV	102.400	25.600
Channel 140 (5700MHz)							
8735.00	H	53.27	74	20.73	PK	100.000	152.000
10321.0	H	39.16	54	14.84	AV	100.000	152.000
8480.00	V	55.92	74	18.08	PK	100.000	185.000
11398.3	V	41.83	54	12.17	AV	100.000	185.000

Mode 2: Transmit by 802.11n (20MHz) (Chain 1X 010)							
Frequency (MHz)	Polarization (H/V)	Measure Level (dBuV/m)	Limit (dBuV/m)	Margin (dB)	Detector	Height (cm)	Azimuth (degree)
Channel 36 (5180MHz)							
6893.33	H	60.28	74	-13.72	PK	100.000	196.000
6893.33	H	46.17	54	-7.830	AV	100.000	196.000
6893.33	V	64.44	74	-9.560	PK	100.000	144.000
6893.33	V	50.35	54	-3.650	AV	100.000	144.000
Channel 40 (5200MHz)							
6921.66	H	59.83	74	-14.17	PK	120.500	304.000
6921.66	H	45.72	54	-8.280	AV	120.500	304.000
6921.66	V	63.31	74	-10.69	PK	109.400	65.800
6921.66	V	49.22	54	-4.780	AV	109.400	65.800
Channel 48 (5240MHz)							
6978.33	H	58.39	74	-15.61	PK	100.000	103.800
6978.33	H	44.28	54	-9.720	AV	100.000	103.800
6978.33	V	61.65	74	-12.35	PK	100.000	142.400
6978.33	V	47.56	54	-6.440	AV	100.000	142.400
Channel 52 (5260MHz)							
7006.66	H	59.65	74	-14.35	PK	100.000	187.000
7006.66	H	45.54	54	-8.460	AV	100.000	187.000
7006.66	V	62.36	74	-11.64	PK	106.000	328.000
7006.66	V	48.27	54	-5.730	AV	106.000	328.000
Channel 60 (5300MHz)							
7063.33	H	59.12	74	-14.88	PK	100.000	162.000
7063.33	H	45.01	54	-8.990	AV	100.000	162.000
7063.33	V	61.12	74	-12.88	PK	100.000	77.400
7063.33	V	47.03	54	-6.970	AV	100.000	77.400
Channel 64 (5320MHz)							
7091.66	H	58.77	74	-15.23	PK	100.000	169.000
7091.66	H	44.66	54	-9.340	AV	100.000	169.000
7091.66	V	59.73	74	-14.27	PK	100.000	167.400
7091.66	V	45.64	54	-8.360	AV	100.000	167.400
Channel 100 (5500MHz)							
7346.66	H	54.52	74	-19.48	PK	105.400	188.400
7346.66	H	40.41	54	-13.59	AV	105.400	188.400

7346.66	V	56.13	74	-17.87	PK	103.000	136.000
7346.66	V	42.04	54	-11.96	AV	103.000	136.000
Channel 120 (5600MHz)							
7460.00	H	52.25	74	-21.75	PK	105.100	94.000
7460.00	H	38.14	54	-15.86	AV	105.100	94.000
7148.33	V	54.11	74	-19.89	PK	100.000	284.000
7148.33	V	40.02	54	-13.98	AV	100.000	284.000
Channel 140 (5700MHz)							
8706.66	H	52.42	74	-21.58	PK	100.000	153.000
8706.66	H	38.31	54	-15.69	AV	100.000	153.000
8763.33	V	53.72	74	-20.28	PK	104.000	206.000
8763.33	V	39.63	54	-14.37	AV	104.000	206.000

Mode 3: Transmit by 802.11n (40MHz) (Chain 1X 010)							
Frequency (MHz)	Polarization (H/V)	Measure Level (dBuV/m)	Limit (dBuV/m)	Margin (dB)	Detector	Height (cm)	Azimuth (degree)
Channel 38 (5190MHz)							
6921.66	H	59.73	74	-14.27	PK	104.000	62.000
6921.66	H	45.62	54	-8.380	AV	104.000	62.000
6921.66	V	63.73	74	-10.27	PK	120.000	147.000
6921.66	V	49.64	54	-4.360	AV	120.000	147.000
Channel 46 (5230MHz)							
6978.33	H	58.56	74	-15.44	PK	110.400	208.000
6978.33	H	44.45	54	-9.550	AV	110.400	208.000
6978.33	V	61.84	74	-12.16	PK	105.100	163.600
6978.33	V	47.75	54	-6.250	AV	105.100	163.600
Channel 54 (5270MHz)							
7035.00	H	59.20	74	-14.80	PK	105.100	94.000
7035.00	H	45.09	54	-8.910	AV	105.100	94.000
7035.00	V	61.88	74	-12.12	PK	100.000	284.000
7035.00	V	47.79	54	-6.210	AV	100.000	284.000
Channel 62 (5310MHz)							
7091.66	H	58.32	74	-15.68	PK	105.600	124.000
7091.66	H	44.21	54	-9.790	AV	105.600	124.000
7091.66	V	59.72	74	-14.28	PK	106.200	144.000
7091.66	V	45.63	54	-8.370	AV	106.200	144.000
Channel 102 (5510MHz)							
7346.66	H	55.02	74	-18.98	PK	100.000	185.000
7346.66	H	40.91	54	-13.09	AV	100.000	185.000
7346.66	V	55.68	74	-18.32	PK	102.600	225.000
7346.66	V	41.59	54	-12.41	AV	102.600	225.000
Channel 118 (5590MHz)							
7148.33	H	51.47	74	-22.53	PK	100.000	196.000
7148.33	H	37.36	54	-16.64	AV	100.000	196.000
9500.00	V	52.74	74	-21.26	PK	100.000	93.400
9500.00	V	38.65	54	-15.35	AV	100.000	93.400
Channel 134 (5670MHz)							
11341.6	H	57.71	74	-16.29	PK	100.000	184.000
11341.6	H	43.60	54	-10.40	AV	100.000	184.000

11341.6	V	61.69	74	-12.31	PK	102.000	117.000
11341.6	V	47.60	54	-6.400	AV	102.000	117.000

Mode 1: Transmit by 802.11a (Chain 1X 100)							
Frequency (MHz)	Polarization (H/V)	Measure Level (dBuV/m)	Limit (dBuV/m)	Margin (dB)	Detector	Height (cm)	Azimuth (degree)
Channel 36 (5180MHz)							
6899.00	H	61.66	74	-12.34	PK	120.500	65.800
6899.00	H	47.66	54	-6.340	AV	120.500	65.800
6899.00	V	46.43	74	-27.57	PK	114.200	144.800
6899.00	V	32.43	54	-21.57	AV	114.200	144.800
Channel 40 (5200MHz)							
6933.00	H	61.24	74	-12.76	PK	100.000	165.200
6933.00	H	47.24	54	-6.760	AV	100.000	165.200
6933.00	V	58.18	74	-15.82	PK	100.000	205.000
6933.00	V	44.18	54	-9.820	AV	100.000	205.000
Channel 48 (5240MHz)							
6984.00	H	58.61	74	-15.39	PK	100.000	187.000
6984.00	H	44.61	54	-9.390	AV	100.000	187.000
6984.00	V	56.15	74	-17.85	PK	106.000	328.000
6984.00	V	42.15	54	-11.85	AV	106.000	328.000
Channel 52 (5260MHz)							
7006.66	H	59.16	74	-14.84	PK	105.000	113.600
7006.66	H	45.16	54	-8.840	AV	105.000	113.600
7006.66	V	60.37	74	-13.63	PK	100.000	165.000
7006.66	V	46.37	54	-7.630	AV	100.000	165.000
Channel 60 (5300MHz)							
7063.33	H	57.24	74	-16.76	PK	103.600	72.800
7063.33	H	43.13	54	-10.87	AV	103.600	72.800
7063.33	V	60.52	74	-13.48	PK	105.400	117.500
7063.33	V	46.43	54	-7.570	AV	105.400	117.500
Channel 64 (5320MHz)							
7091.66	H	56.42	74	-17.58	PK	100.000	166.800
7091.66	H	42.31	54	-11.69	AV	100.000	166.800
7091.66	V	58.79	74	-15.21	PK	100.000	93.400
7091.66	V	44.70	54	-9.300	AV	100.000	93.400
Channel 100 (5500MHz)							
7346.66	H	53.32	74	-20.68	PK	108.000	65.900
7346.66	H	39.21	54	-14.79	AV	108.000	65.900

7346.66	V	55.77	74	-18.23	PK	100.000	245.000
7346.66	V	41.68	54	-12.32	AV	100.000	245.000
Channel 120 (5600MHz)							
9840.00	H	51.30	74	-22.70	PK	100.000	122.000
9840.00	H	37.19	54	-16.81	AV	100.000	122.000
9726.66	V	52.35	74	-21.65	PK	105.800	94.000
9726.66	V	38.26	54	-15.74	AV	105.800	94.000
Channel 140 (5700MHz)							
8735.00	H	52.25	74	-21.75	PK	100.000	114.500
10321.0	H	38.14	54	-15.86	AV	100.000	114.500
8480.00	V	54.90	74	-19.10	PK	100.000	168.400
11398.3	V	40.81	54	-13.19	AV	100.000	168.400

Mode 2: Transmit by 802.11n (20MHz) (Chain 1X 100)							
Frequency (MHz)	Polarization (H/V)	Measure Level (dBuV/m)	Limit (dBuV/m)	Margin (dB)	Detector	Height (cm)	Azimuth (degree)
Channel 36 (5180MHz)							
6893.33	H	59.26	74	-14.74	PK	100.000	169.000
6893.33	H	45.15	54	-8.850	AV	100.000	169.000
6893.33	V	63.42	74	-10.58	PK	100.000	167.400
6893.33	V	49.33	54	-4.670	AV	100.000	167.400
Channel 40 (5200MHz)							
6921.66	H	58.81	74	-15.19	PK	102.500	116.700
6921.66	H	44.70	54	-9.300	AV	102.500	116.700
6921.66	V	62.29	74	-11.71	PK	106.400	158.000
6921.66	V	48.20	54	-5.800	AV	106.400	158.000
Channel 48 (5240MHz)							
6978.33	H	47.55	74	-26.45	PK	110.400	258.000
6978.33	H	34.29	54	-19.71	AV	110.400	258.000
6978.33	V	50.15	74	-23.85	PK	103.600	84.000
6978.33	V	36.58	54	-17.42	AV	103.600	84.000
Channel 52 (5260MHz)							
7006.66	H	46.83	74	-27.17	PK	100.000	152.600
7006.66	H	33.34	54	-20.66	AV	100.000	152.600
7006.66	V	48.63	74	-25.37	PK	100.000	242.500
7006.66	V	35.17	54	-18.83	AV	100.000	242.500
Channel 60 (5300MHz)							
7063.33	H	46.41	74	-27.59	PK	120.500	65.800
7063.33	H	32.73	54	-21.27	AV	120.500	65.800
7063.33	V	50.58	74	-23.42	PK	114.200	144.800
7063.33	V	36.27	54	-17.73	AV	114.200	144.800
Channel 64 (5320MHz)							
7091.66	H	57.75	74	-16.25	PK	110.500	60.800
7091.66	H	43.64	54	-10.36	AV	110.500	60.800
7091.66	V	58.71	74	-15.29	PK	104.200	124.800
7091.66	V	44.62	54	-9.380	AV	104.200	124.800
Channel 100 (5500MHz)							
7346.66	H	53.50	74	-20.50	PK	120.500	304.000
7346.66	H	39.39	54	-14.61	AV	120.500	304.000

7346.66	V	55.11	74	-18.89	PK	109.400	65.800
7346.66	V	41.02	54	-12.98	AV	109.400	65.800
Channel 120 (5600MHz)							
7460.00	H	51.23	74	-22.77	PK	100.000	152.000
7460.00	H	37.12	54	-16.88	AV	100.000	152.000
7148.33	V	53.09	74	-20.91	PK	100.000	185.000
7148.33	V	39.00	54	-15.00	AV	100.000	185.000
Channel 140 (5700MHz)							
8706.66	H	51.40	74	-22.6	PK	105.400	188.400
8706.66	H	37.29	54	-16.71	AV	105.400	188.400
8763.33	V	52.70	74	-21.30	PK	103.000	136.000
8763.33	V	38.61	54	-15.39	AV	103.000	136.000

Mode 3: Transmit by 802.11n (40MHz) (Chain 1X 100)							
Frequency (MHz)	Polarization (H/V)	Measure Level (dBuV/m)	Limit (dBuV/m)	Margin (dB)	Detector	Height (cm)	Azimuth (degree)
Channel 38 (5190MHz)							
6921.66	H	58.71	74	-15.29	PK	100.000	198.000
6921.66	H	44.60	54	-9.400	AV	100.000	198.000
6921.66	V	62.71	74	-11.29	PK	100.000	126.000
6921.66	V	48.62	54	-5.380	AV	100.000	126.000
Channel 46 (5230MHz)							
6978.33	H	57.54	74	-16.46	PK	100.000	153.000
6978.33	H	43.43	54	-10.57	AV	100.000	153.000
6978.33	V	60.82	74	-13.18	PK	104.000	206.000
6978.33	V	46.73	54	-7.270	AV	104.000	206.000
Channel 54 (5270MHz)							
7035.00	H	58.18	74	-15.82	PK	100.000	196.000
7035.00	H	44.07	54	-9.930	AV	100.000	196.000
7035.00	V	60.86	74	-13.14	PK	100.000	144.000
7035.00	V	46.77	54	-7.230	AV	100.000	144.000
Channel 62 (5310MHz)							
7091.66	H	57.30	74	-16.70	PK	100.000	84.900
7091.66	H	43.19	54	-10.81	AV	100.000	84.900
7091.66	V	58.70	74	-15.30	PK	100.000	185.000
7091.66	V	44.61	54	-9.390	AV	100.000	185.000
Channel 102 (5510MHz)							
7346.66	H	54.00	74	-20.00	PK	100.000	184.000
7346.66	H	39.89	54	-14.11	AV	100.000	184.000
7346.66	V	54.66	74	-19.34	PK	102.000	117.000
7346.66	V	40.57	54	-13.43	AV	102.000	117.000
Channel 118 (5590MHz)							
7148.33	H	50.45	74	-23.55	PK	102.500	116.700
7148.33	H	36.34	54	-17.66	AV	102.500	116.700
9500.00	V	51.72	74	-22.28	PK	106.400	158.000
9500.00	V	37.63	54	-16.37	AV	106.400	158.000
Channel 134 (5670MHz)							
11341.6	H	56.69	74	-17.31	PK	120.500	304.000
11341.6	H	42.58	54	-11.42	AV	120.500	304.000

11341.6	V	60.67	74	-13.33	PK	109.400	65.800
11341.6	V	46.58	54	-7.420	AV	109.400	65.800

Mode 2: Transmit by 802.11n (20MHz) (Chain 2X 110)							
Frequency (MHz)	Polarization (H/V)	Measure Level (dBuV/m)	Limit (dBuV/m)	Margin (dB)	Detector	Height (cm)	Azimuth (degree)
Channel 36 (5180MHz)							
6893.33	H	57.86	74	-16.14	PK	100.000	169.000
6893.33	H	43.75	54	-10.25	AV	100.000	169.000
6893.33	V	61.15	74	-12.85	PK	100.000	167.400
6893.33	V	47.06	54	-6.940	AV	100.000	167.400
Channel 40 (5200MHz)							
6921.66	H	56.46	74	-17.54	PK	100.000	169.000
6921.66	H	42.35	54	-11.65	AV	100.000	169.000
6921.66	V	60.54	74	-13.46	PK	102.400	25.600
6921.66	V	46.45	54	-7.550	AV	102.400	25.600
Channel 48 (5240MHz)							
6978.33	H	54.87	74	-19.13	PK	105.100	94.000
6978.33	H	40.76	54	-13.24	AV	105.100	94.000
6978.33	V	58.84	74	-15.16	PK	100.000	284.000
6978.33	V	44.75	54	-9.250	AV	100.000	284.000
Channel 52 (5260MHz)							
7006.66	H	55.82	74	-18.18	PK	100.000	187.000
7006.66	H	41.71	54	-12.29	AV	100.000	187.000
7006.66	V	58.57	74	-15.43	PK	106.000	328.000
7006.66	V	44.48	54	-9.520	AV	106.000	328.000
Channel 60 (5300MHz)							
7063.33	H	56.25	74	-17.75	PK	105.000	113.600
7063.33	H	42.14	54	-11.86	AV	105.000	113.600
7063.33	V	58.47	74	-15.53	PK	100.000	165.000
7063.33	V	44.38	54	-9.620	AV	100.000	165.000
Channel 64 (5320MHz)							
7091.66	H	54.15	74	-19.85	PK	103.600	72.800
7091.66	H	40.04	54	-13.96	AV	103.600	72.800
7091.66	V	57.99	74	-16.01	PK	105.400	117.500
7091.66	V	43.90	54	-10.10	AV	105.400	117.500
Channel 100 (5500MHz)							
7828.33	H	52.63	74	-21.37	PK	105.400	188.400
7828.33	H	38.52	54	-15.48	AV	105.400	188.400

7346.66	V	54.01	74	-19.99	PK	103.000	136.000
7346.66	V	39.92	54	-14.08	AV	103.000	136.000
Channel 120 (5600MHz)							
11200.00	H	58.05	74	-15.95	PK	110.400	258.000
11200.00	H	43.94	54	-10.06	AV	110.400	258.000
11200.00	V	65.42	74	-8.580	PK	103.600	84.000
11200.00	V	51.33	54	-2.670	AV	103.600	84.000
Channel 140 (5700MHz)							
11398.33	H	57.35	74	-16.65	PK	100.000	153.000
11398.33	H	43.24	54	-10.76	AV	100.000	153.000
11398.33	V	62.52	74	-11.48	PK	104.000	206.000
11398.33	V	48.43	54	-5.570	AV	104.000	206.000

Mode 3: Transmit by 802.11n (40MHz) (Chain 2X 110)							
Frequency (MHz)	Polarization (H/V)	Measure Level (dBuV/m)	Limit (dBuV/m)	Margin (dB)	Detector	Height (cm)	Azimuth (degree)
Channel 38 (5190MHz)							
6921.66	H	56.34	74	-17.66	PK	100.000	198.000
6921.66	H	42.23	54	-11.77	AV	100.000	198.000
6921.66	V	60.61	74	-13.39	PK	100.000	126.000
6921.66	V	46.52	54	-7.480	AV	100.000	126.000
Channel 46 (5230MHz)							
6978.33	H	54.68	74	-19.32	PK	100.000	185.000
6978.33	H	40.57	54	-13.43	AV	100.000	185.000
6978.33	V	58.92	74	-15.08	PK	105.400	216.000
6978.33	V	44.83	54	-9.170	AV	105.400	216.000
Channel 54 (5270MHz)							
7035.00	H	55.85	74	-18.15	PK	102.400	167.000
7035.00	H	41.74	54	-12.26	AV	102.400	167.000
7035.00	V	59.14	74	-14.86	PK	106.000	115.000
7035.00	V	45.05	54	-8.950	AV	106.000	115.000
Channel 62 (5310MHz)							
7091.66	H	54.45	74	-19.55	PK	100.000	167.000
7091.66	H	40.34	54	-13.66	AV	100.000	167.000
7091.66	V	56.91	74	-17.09	PK	100.000	196.000
7091.66	V	42.82	54	-11.18	AV	100.000	196.000
Channel 102 (5510MHz)							
11030.00	H	58.08	74	-15.92	PK	100.000	184.000
11030.00	H	43.97	54	-10.03	AV	100.000	184.000
11030.00	V	63.38	74	-10.62	PK	102.000	117.000
11030.00	V	49.29	54	-4.710	AV	102.000	117.000
Channel 118 (5590MHz)							
11341.66	H	57.48	74	-16.52	PK	110.400	208.000
11341.66	H	43.37	54	-10.63	AV	110.400	208.000
11341.00	V	61.98	74	-12.02	PK	105.100	163.600
11341.00	V	47.89	54	-6.110	AV	105.100	163.600
Channel 134 (5670MHz)							
11341.66	H	57.48	74	-16.52	PK	105.600	124.000
11341.66	H	43.37	54	-10.63	AV	105.600	124.000

11341.66	V	61.98	74	-12.02	PK	106.200	144.000
11341.66	V	47.89	54	-6.110	AV	106.200	144.000

5. Operation Frequency Range of 20dB Bandwidth

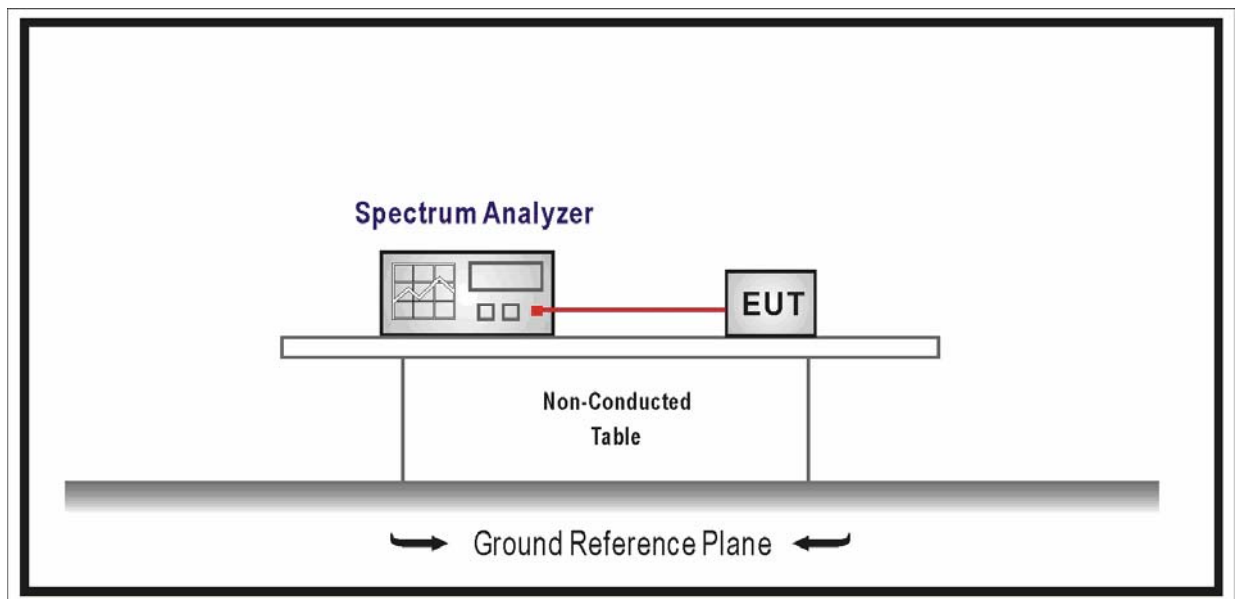
5.1. Test Equipment

Operation Frequency Range of 20dB Bandwidth / AC-4

Instrument	Manufacturer	Type No.	Serial No.	Cal. Date
Spectrum Analyzer	Agilent	E4446A	MY45300103	2008/06/11
Coaxial Cable	Huber+Suhner	AC4-RF	09	2008/11/24
Temperature/Humidity Meter	zhicheng	ZC1-2	QT-TH007	2008/03/09

Note: All equipments are calibrated with traceable calibrations. Each calibration is traceable to the national or international standards.

5.2. Test Setup



5.3. Limit

20 dB bandwidth of the emission is contained within the operation frequency band. For more details, please refer to FCC 47CFR 15.215(c).

5.4. Test Procedure

Set RBW = 100 kHz, VBW = 300 kHz, Span greater than RBW, detector = peak detector, sweep time = auto.

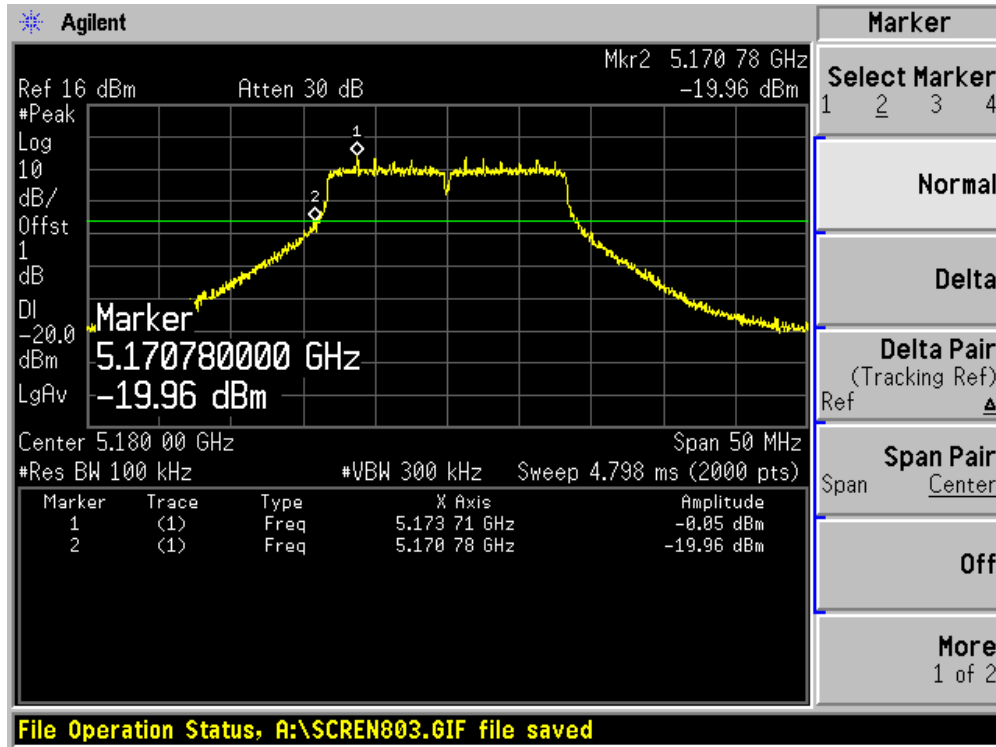
5.5. Uncertainty

The measurement uncertainty is defined as ± 1 kHz

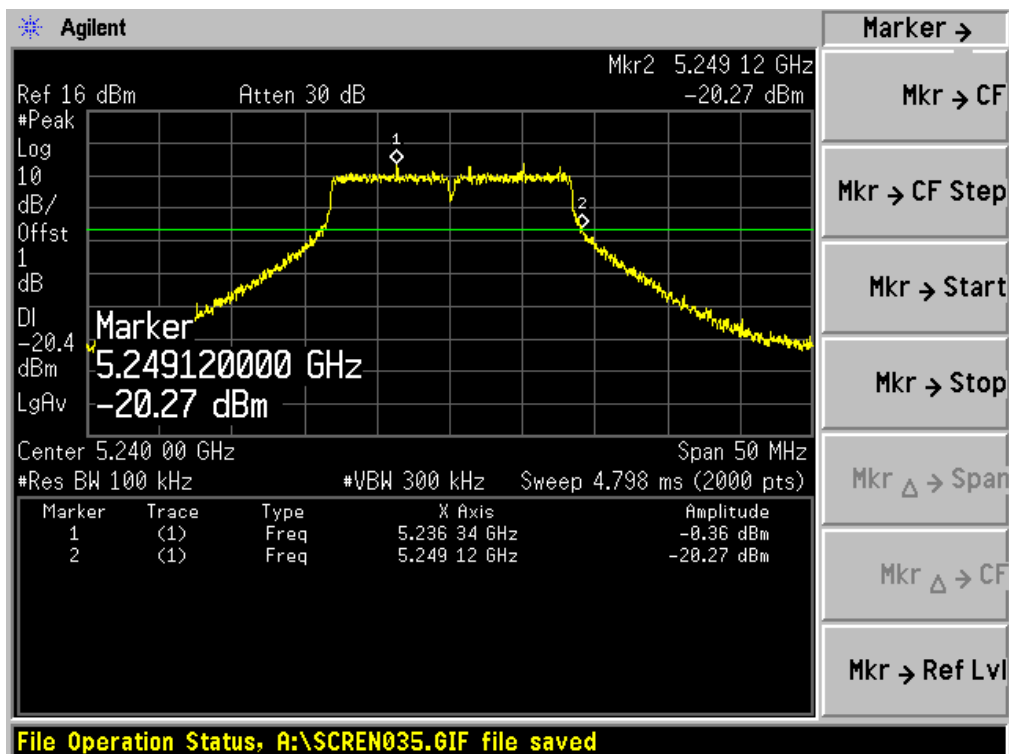
5.6. Test Result

Product	:	WIRELESS-A/N 26DBM NETWORK MINI PCI ADAPTER
Test Item	:	Operation Frequency Range of 20dB Bandwidth
Test Mode	:	Mode 1: Transmit by 802.11a (Chain 1X 010)

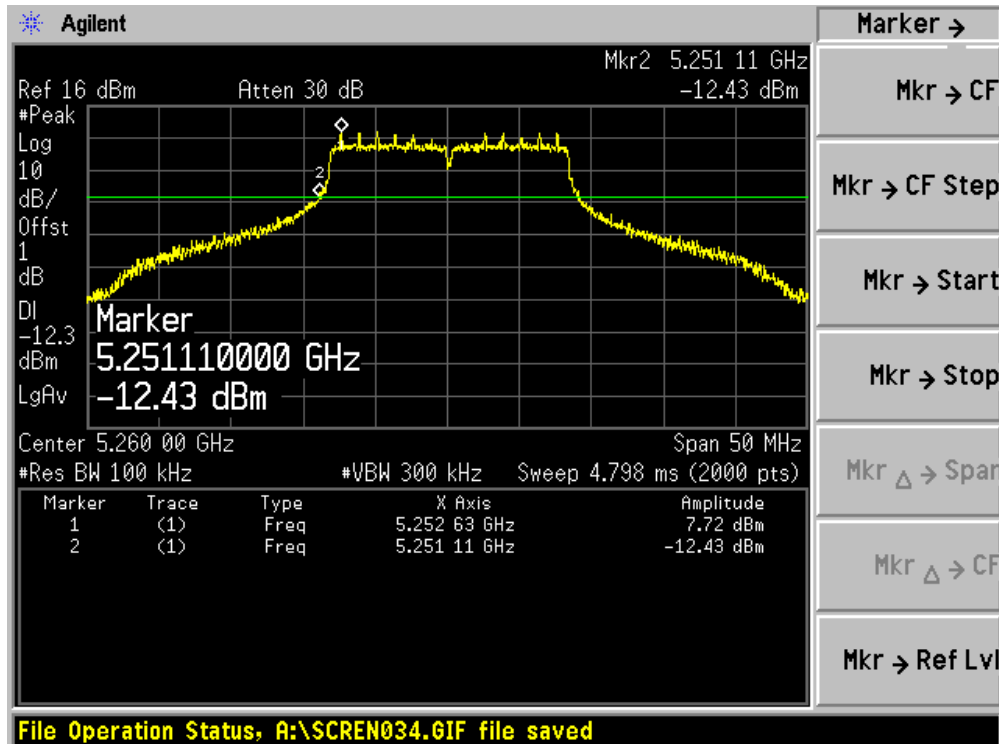
Channel 36 (5180MHz)



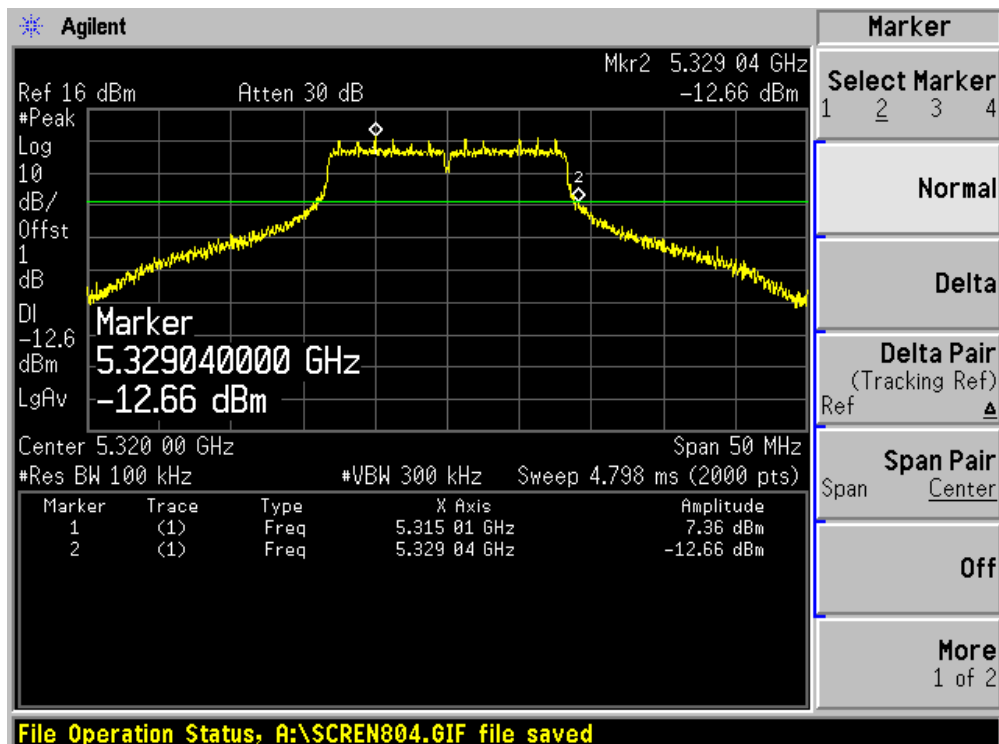
Channel 48 (5240MHz)



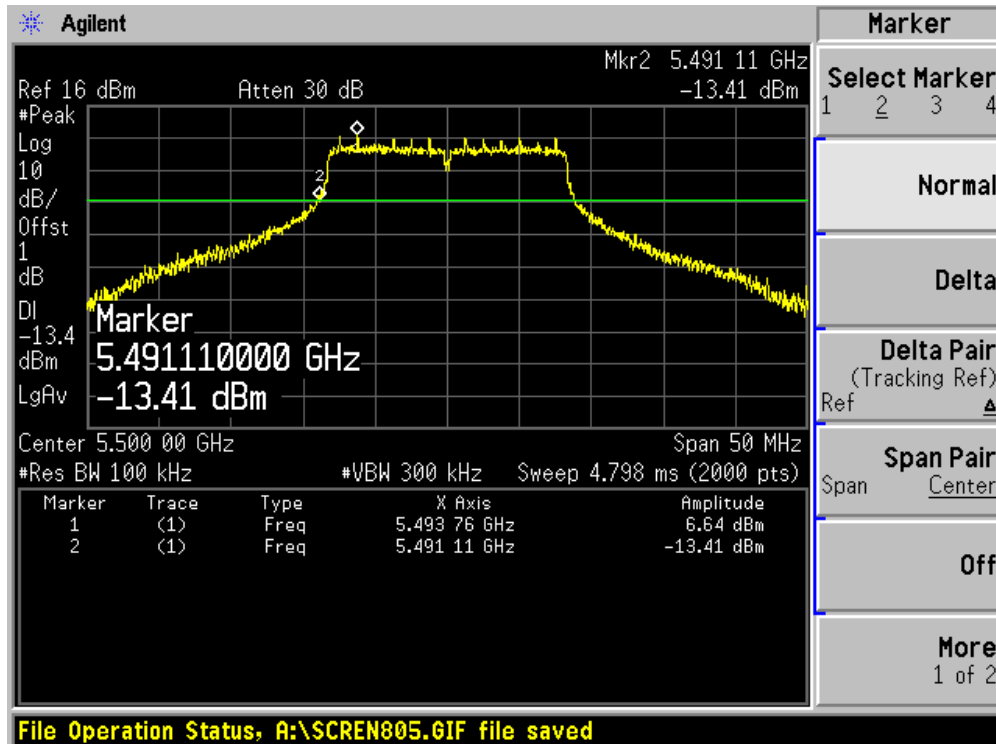
Channel 52 (5260MHz)



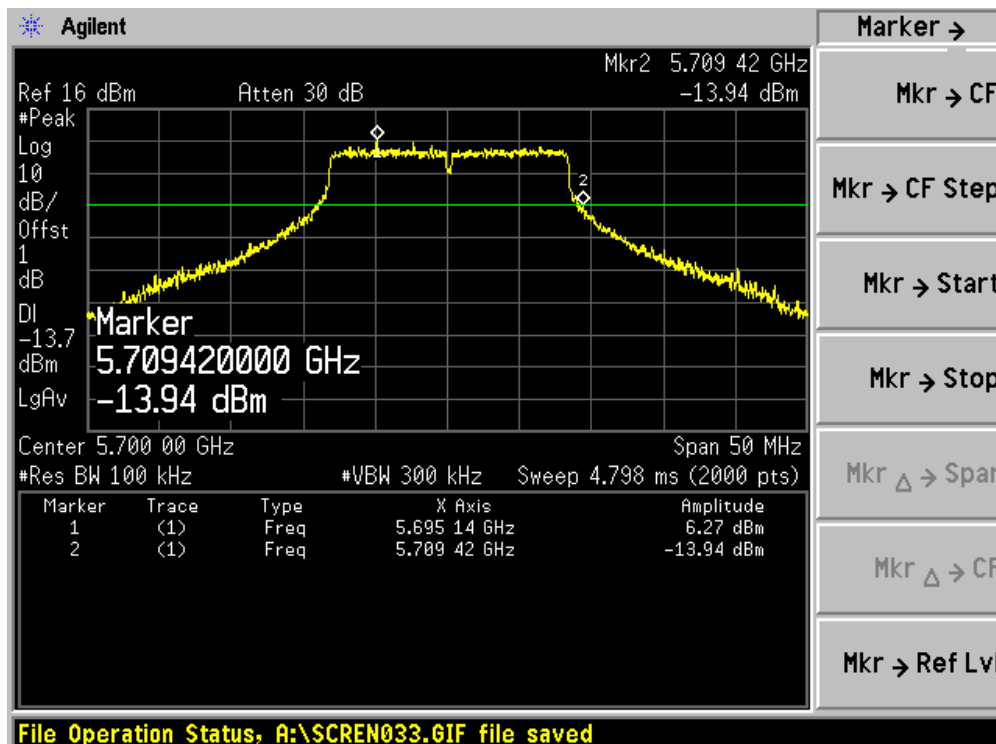
Channel 64 (5320MHz)



Channel 100 (5500MHz)

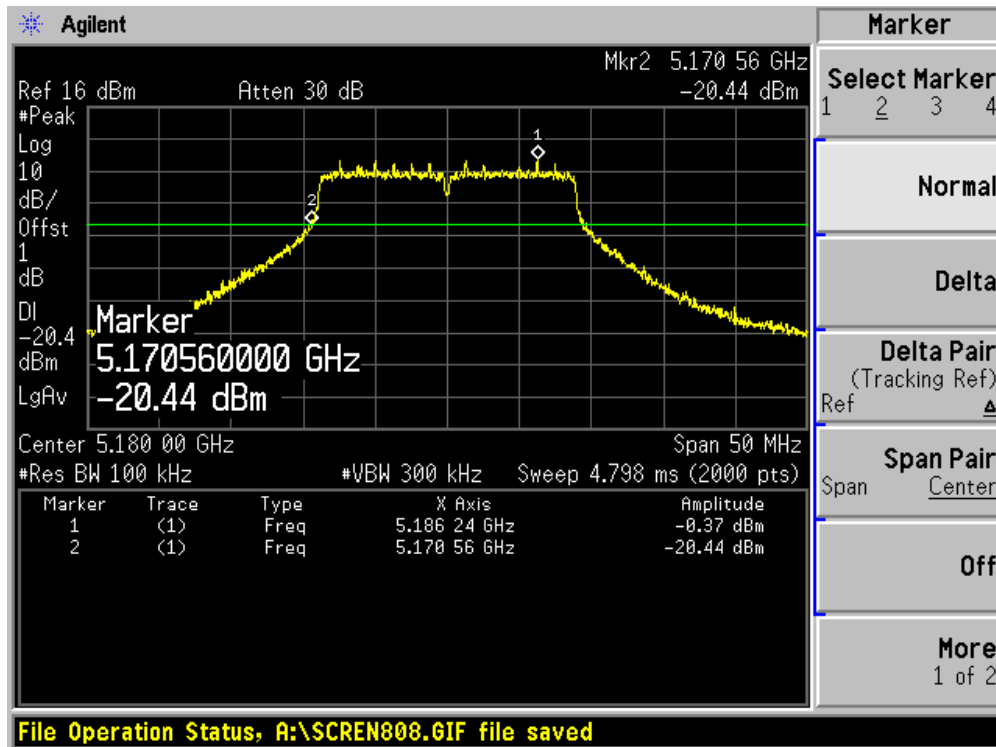


Channel 140 (5700MHz)

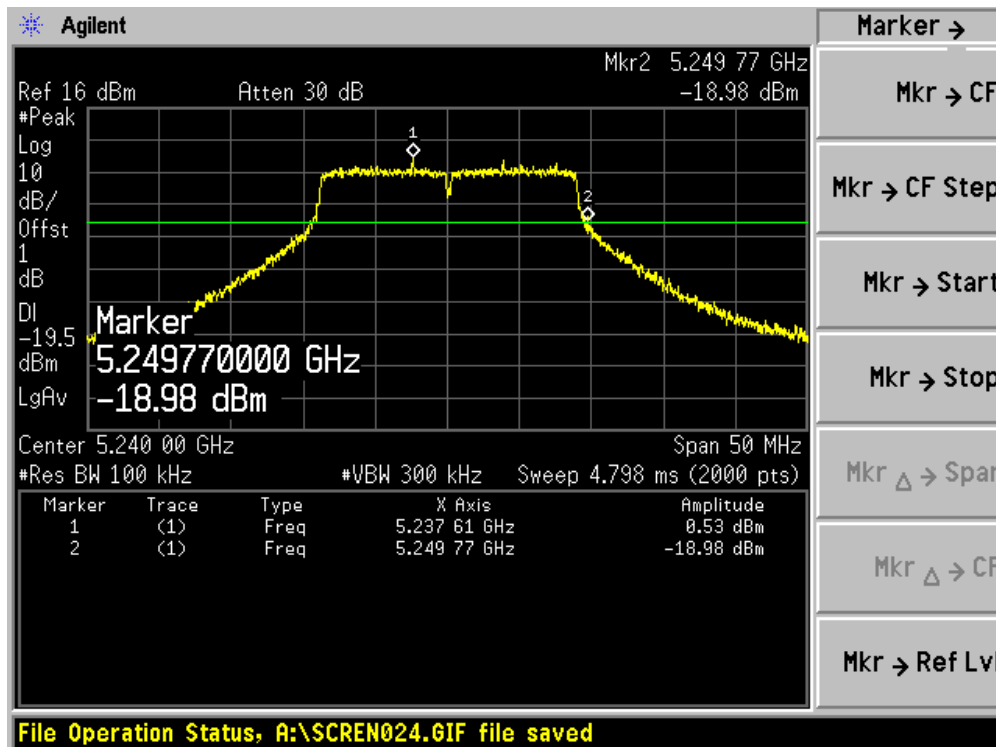


Product	: WIRELESS-A/N 26DBM NETWORK MINI PCI ADAPTER
Test Item	: Operation Frequency Range of 20dB Bandwidth
Test Mode	: Mode 1: Transmit by 802.11n (20MHz) (Chain 1X 010)

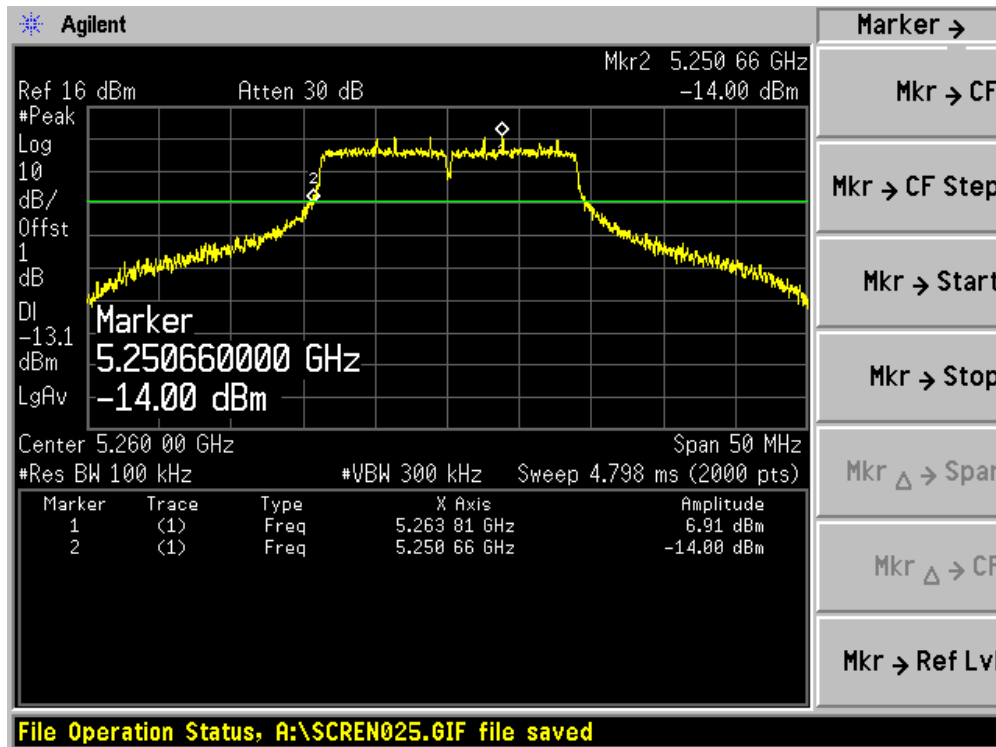
Channel 36 (5180MHz)



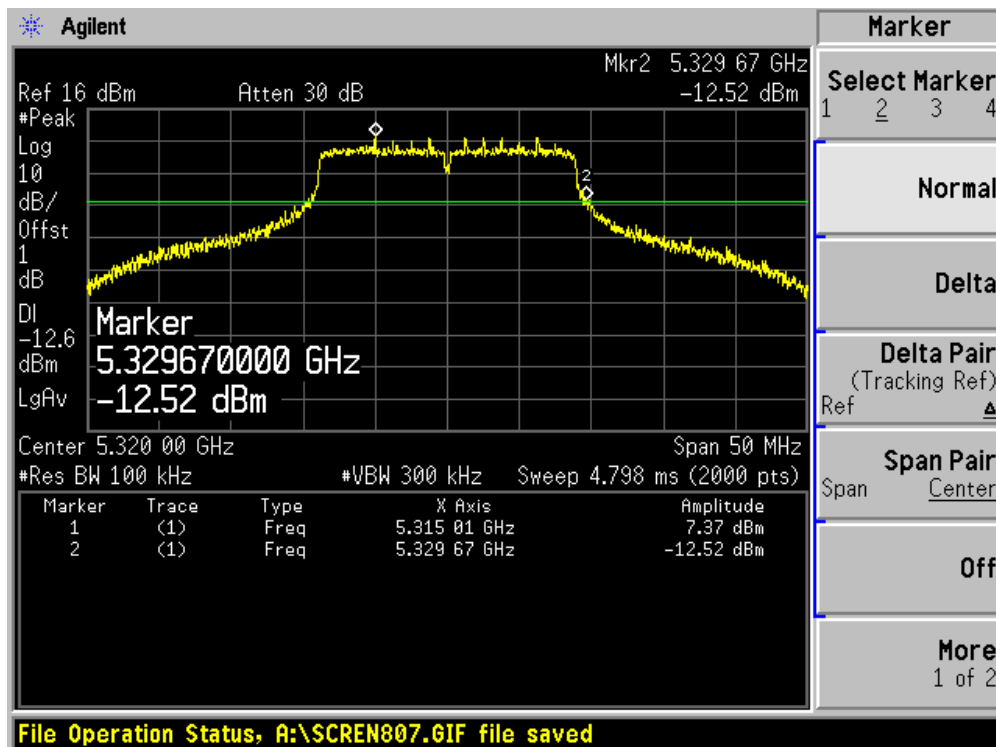
Channel 48 (5240MHz)



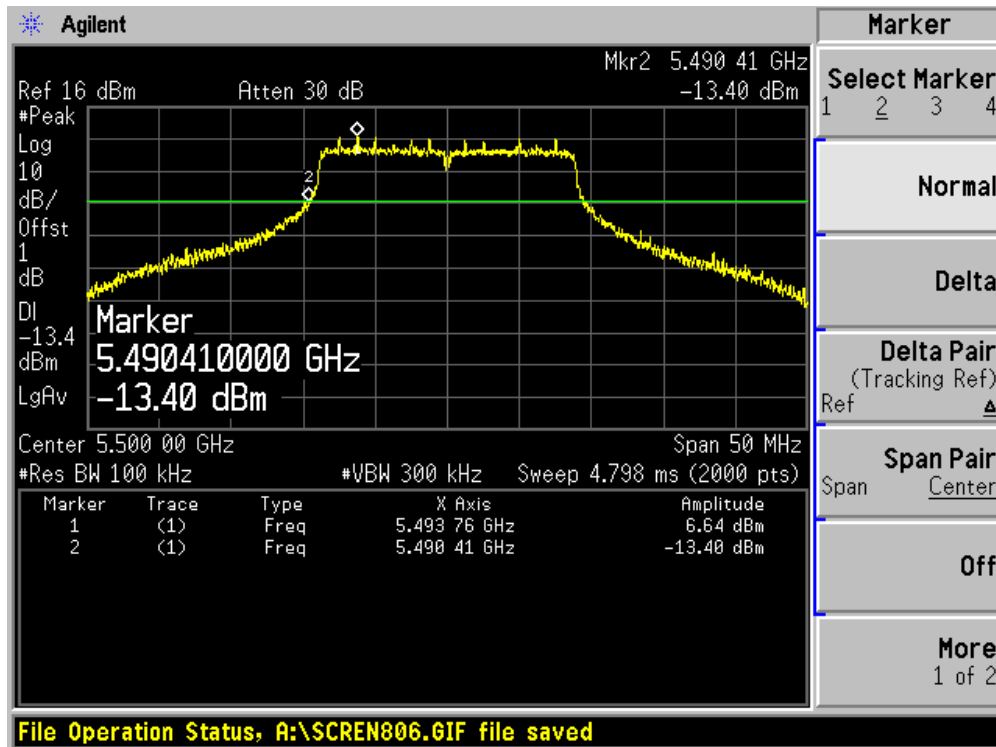
Channel 52 (5260MHz)



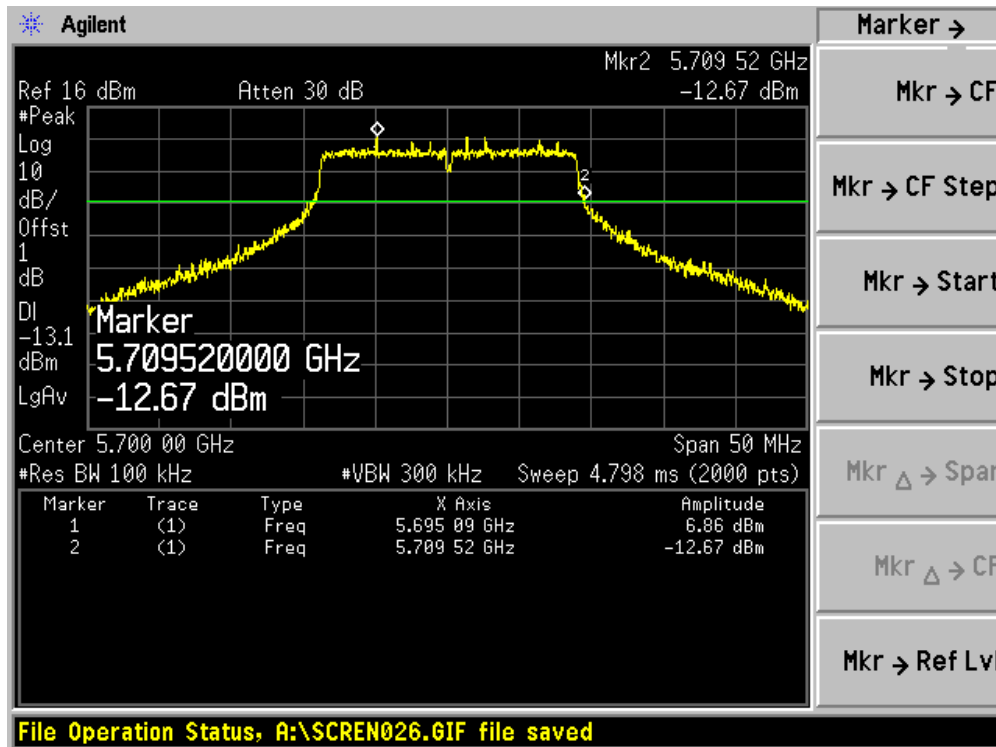
Channel 64 (5320MHz)



Channel 100 (5500MHz)

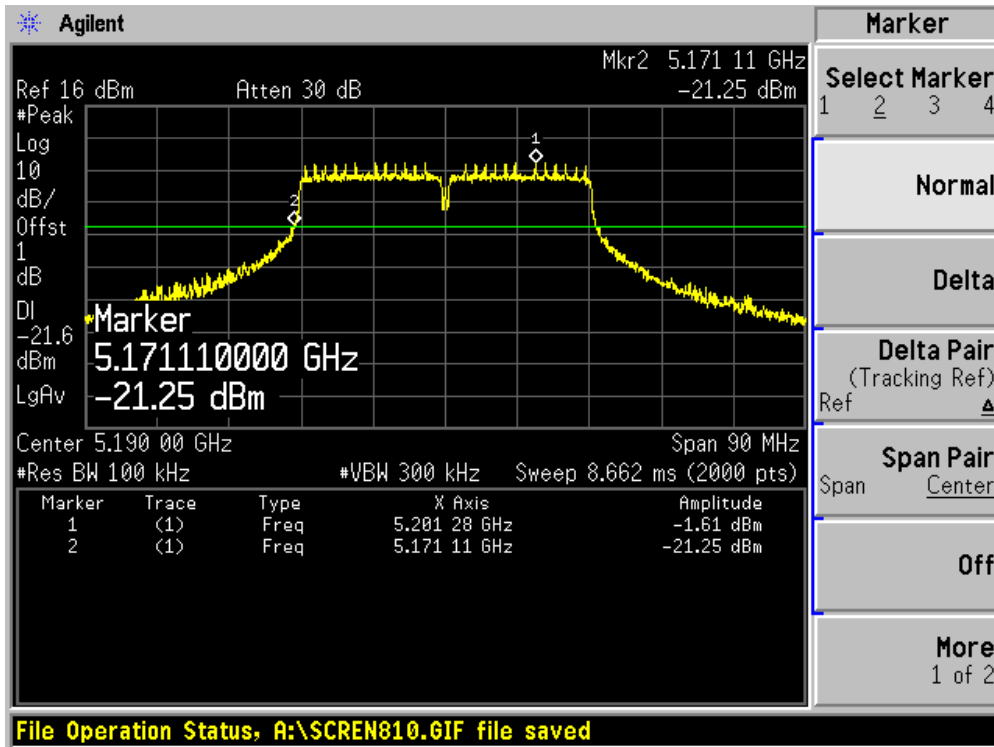


Channel 140 (5700MHz)

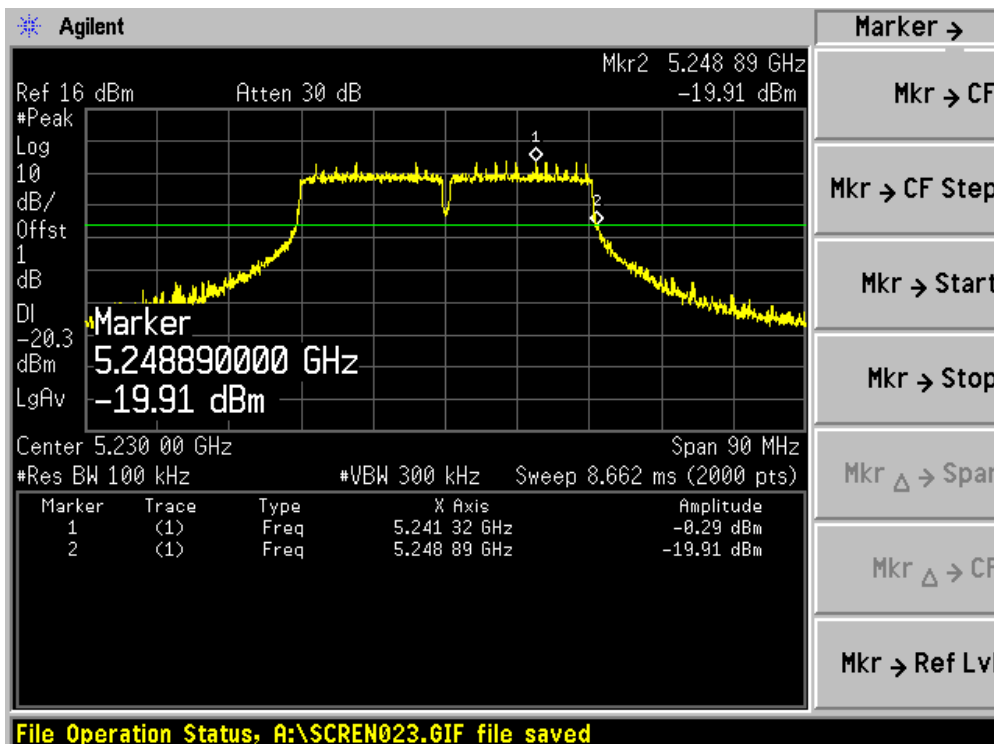


Product	:	WIRELESS-A/N 26DBM NETWORK MINI PCI ADAPTER
Test Item	:	Operation Frequency Range of 20dB Bandwidth
Test Mode	:	Mode 1: Transmit by 802.11n (40MHz) (Chain 1X 010)

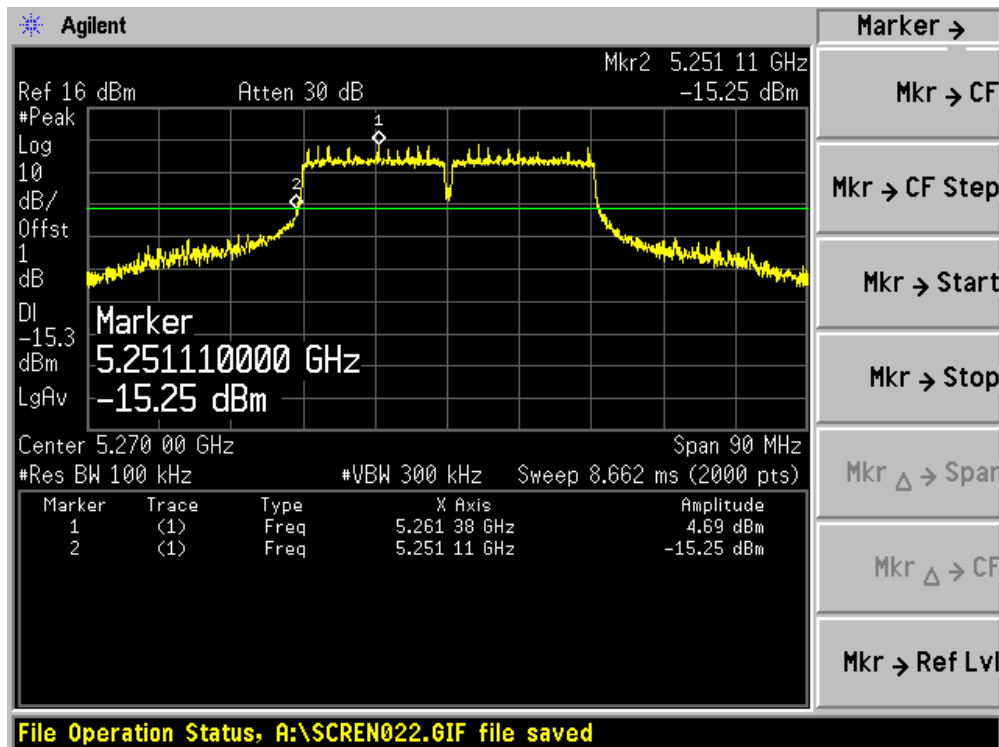
Channel 38 (5190MHz)



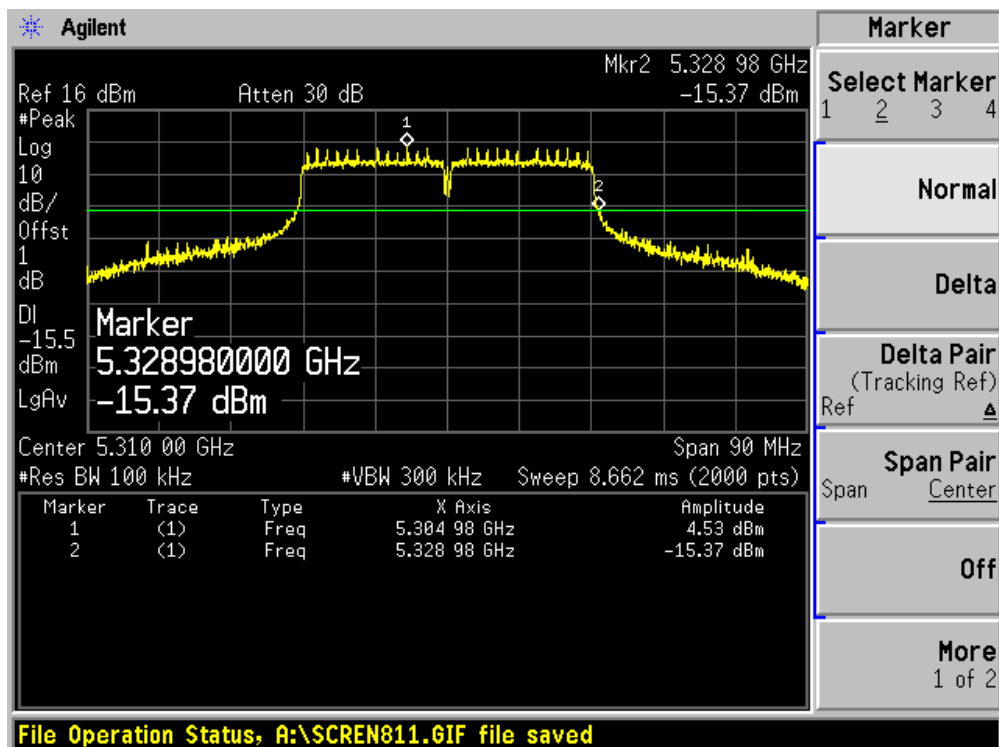
Channel 46 (5230MHz)



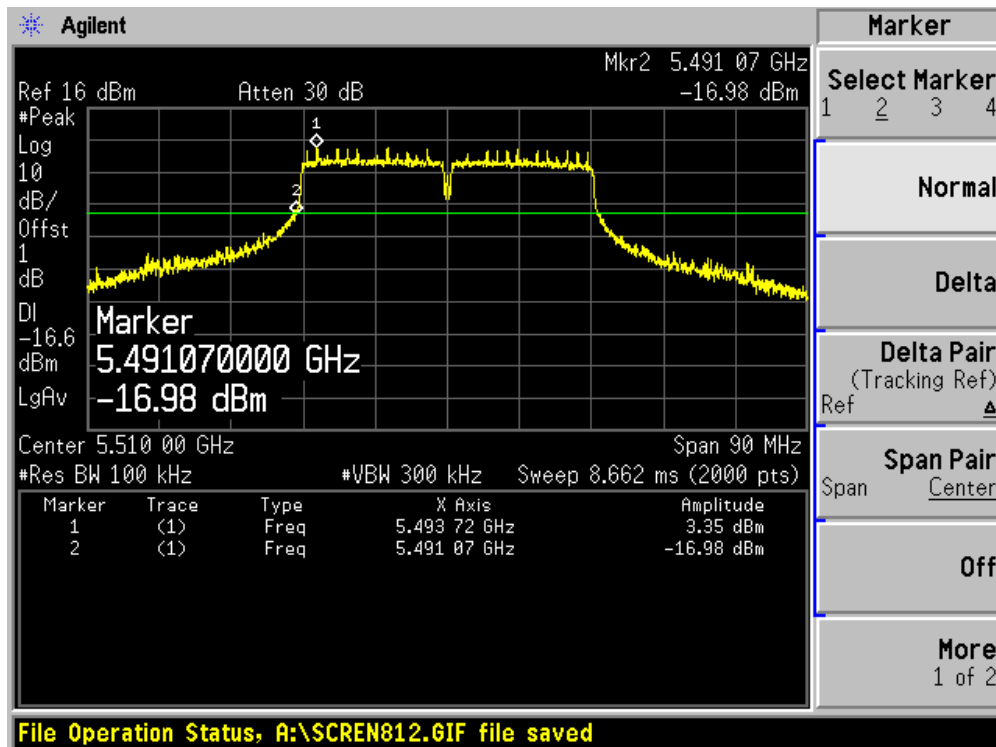
Channel 54 (5270MHz)



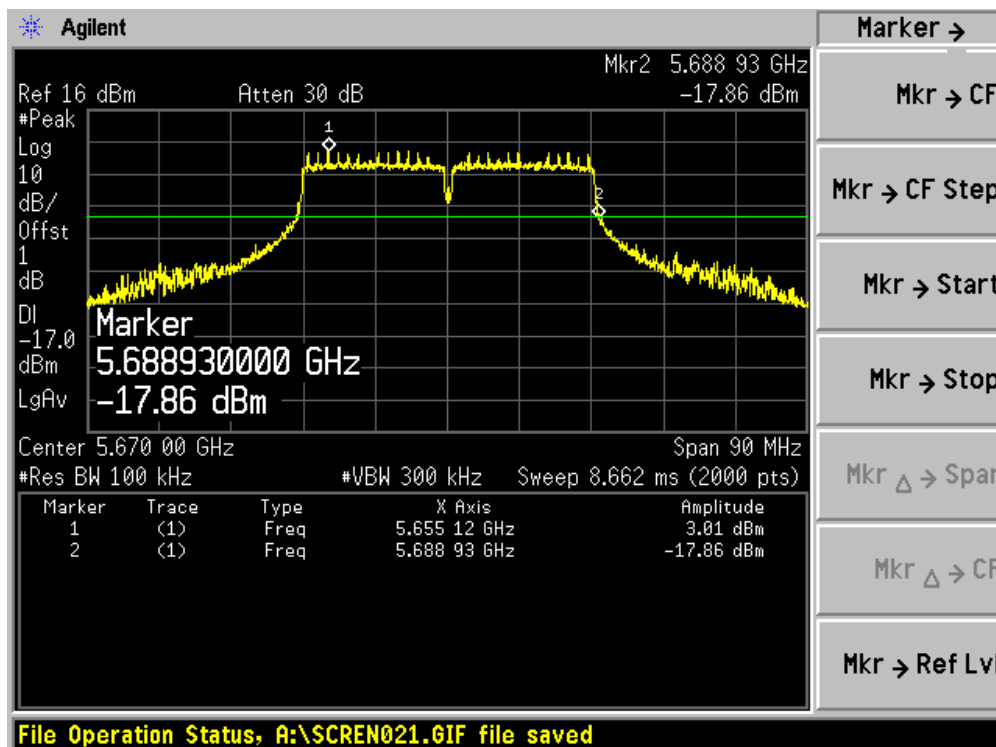
Channel 62 (5310MHz)



Channel 102 (5510MHz)

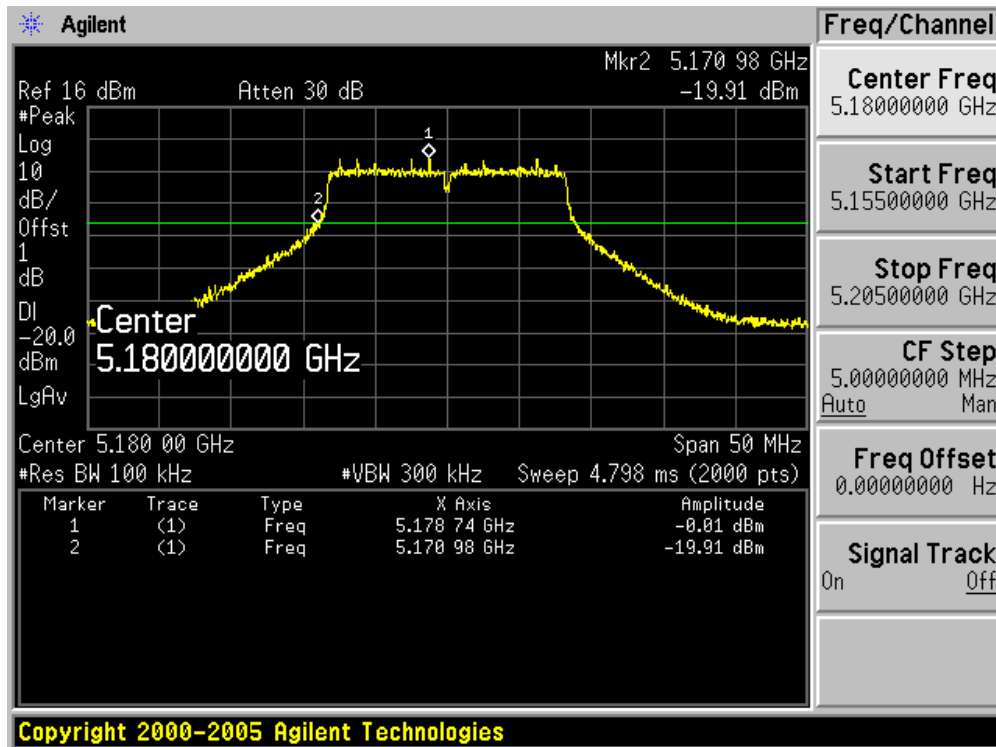


Channel 134 (5670MHz)

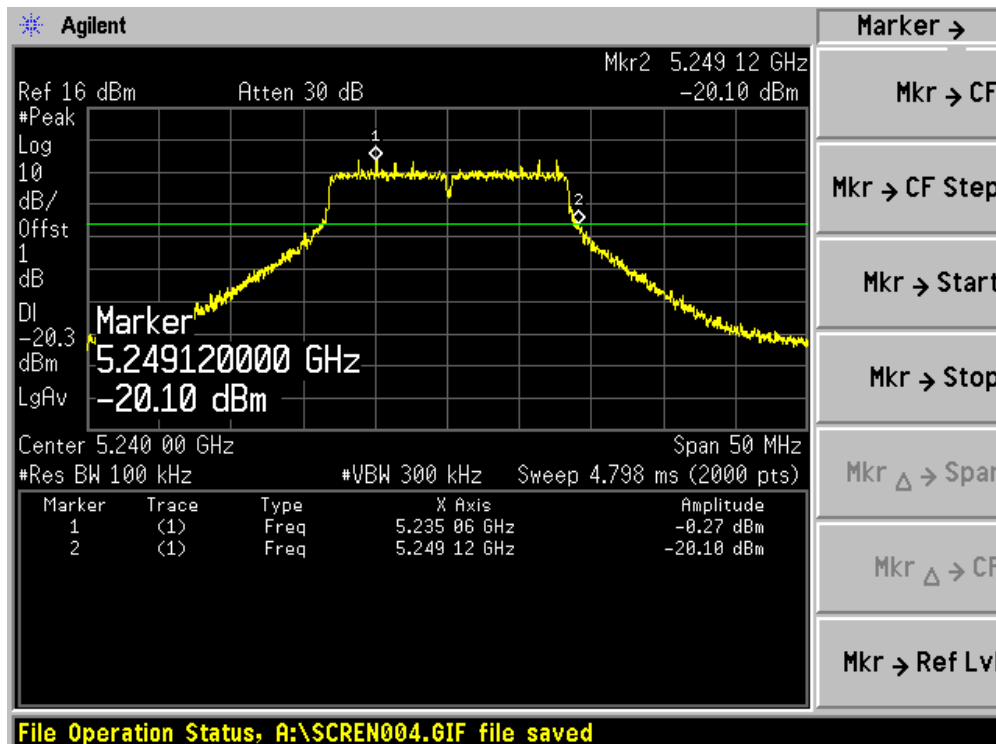


Product	: WIRELESS-A/N 26DBM NETWORK MINI PCI ADAPTER
Test Item	: Operation Frequency Range of 20dB Bandwidth
Test Mode	: Mode 1: Transmit by 802.11a (Chain 1X 100)

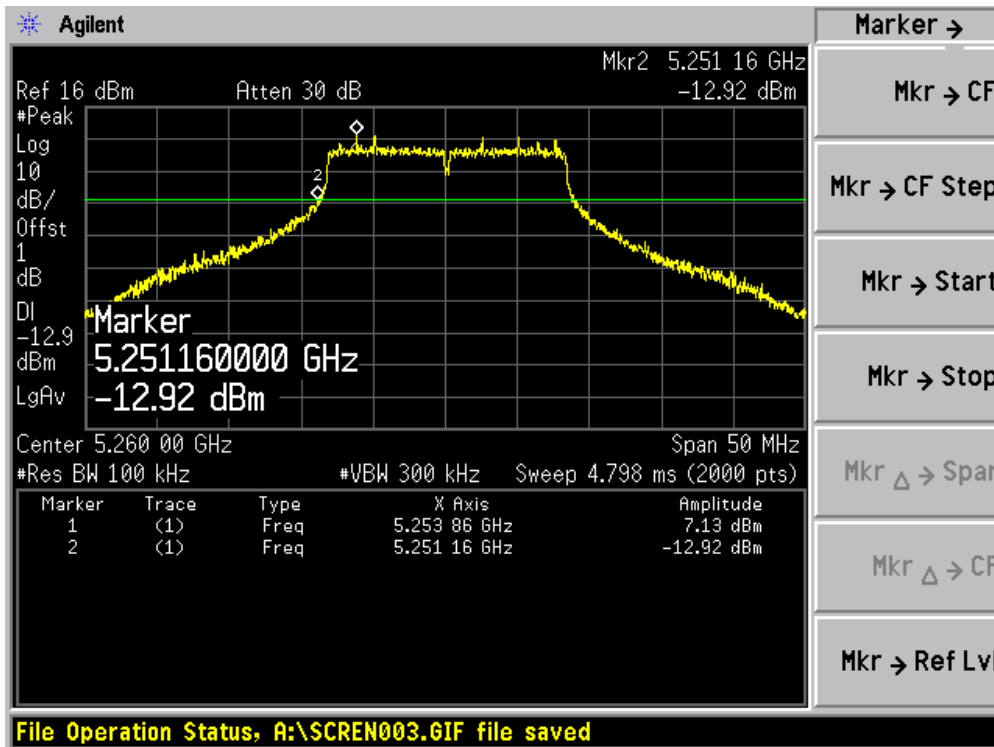
Channel 36 (5180MHz)



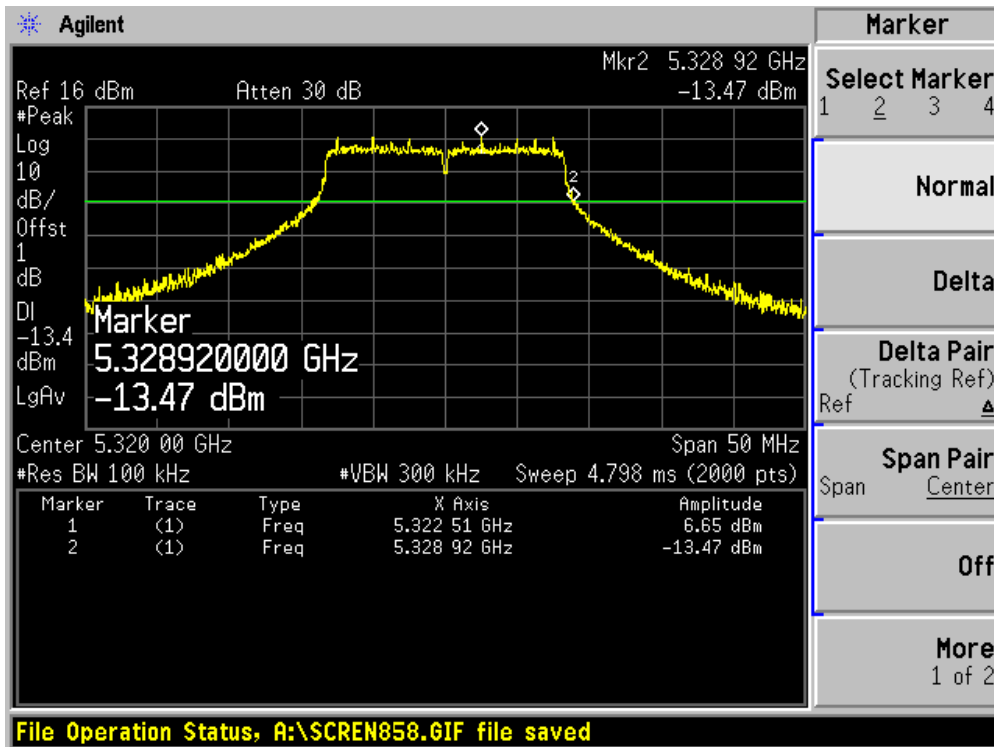
Channel 48 (5240MHz)



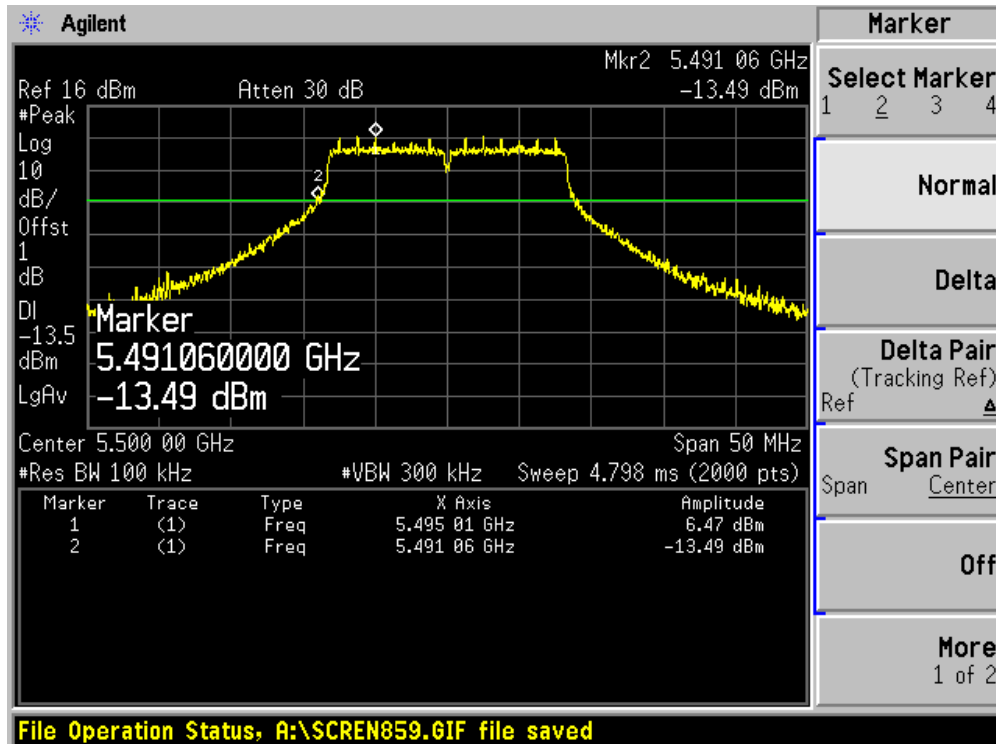
Channel 52 (5260MHz)



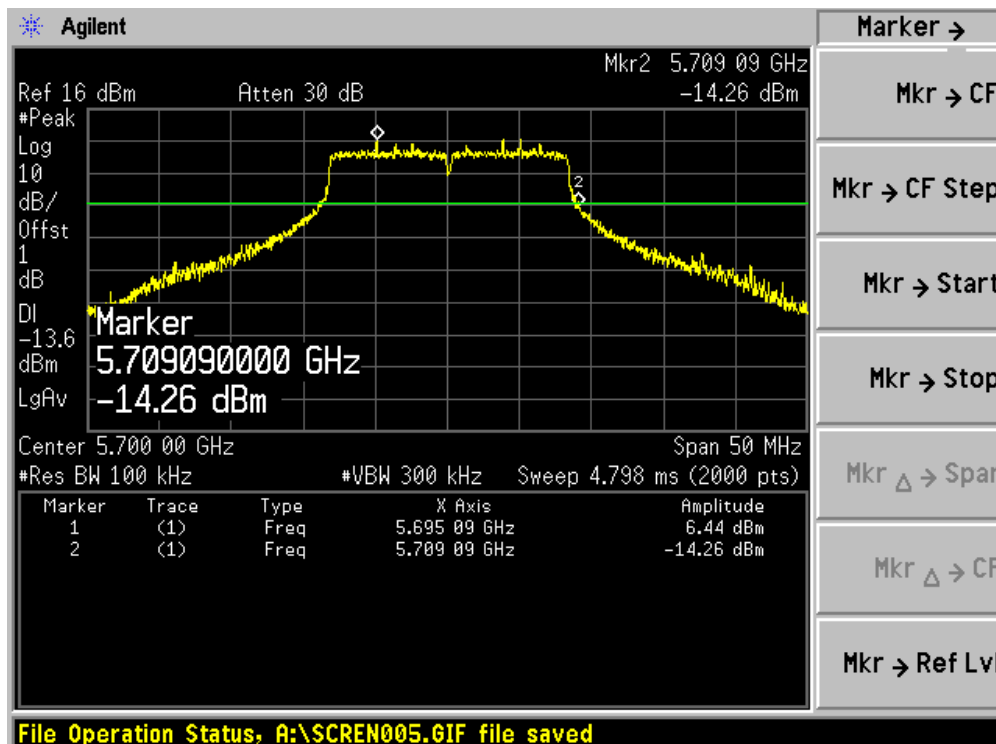
Channel 64 (5320MHz)



Channel 100 (5500MHz)

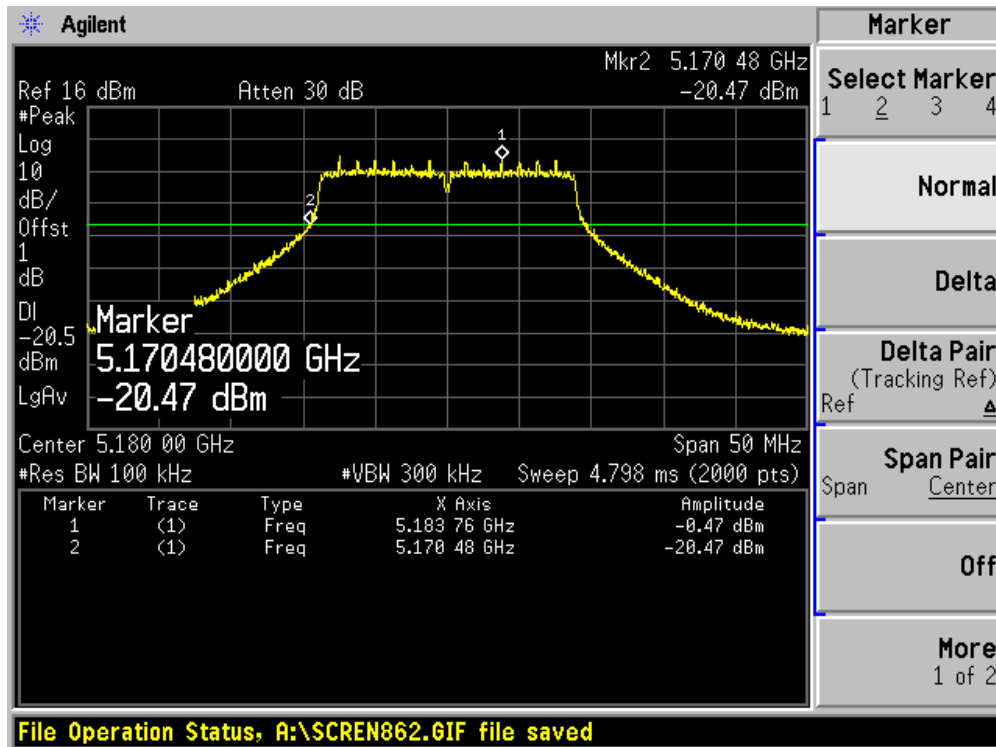


Channel 140 (5700MHz)

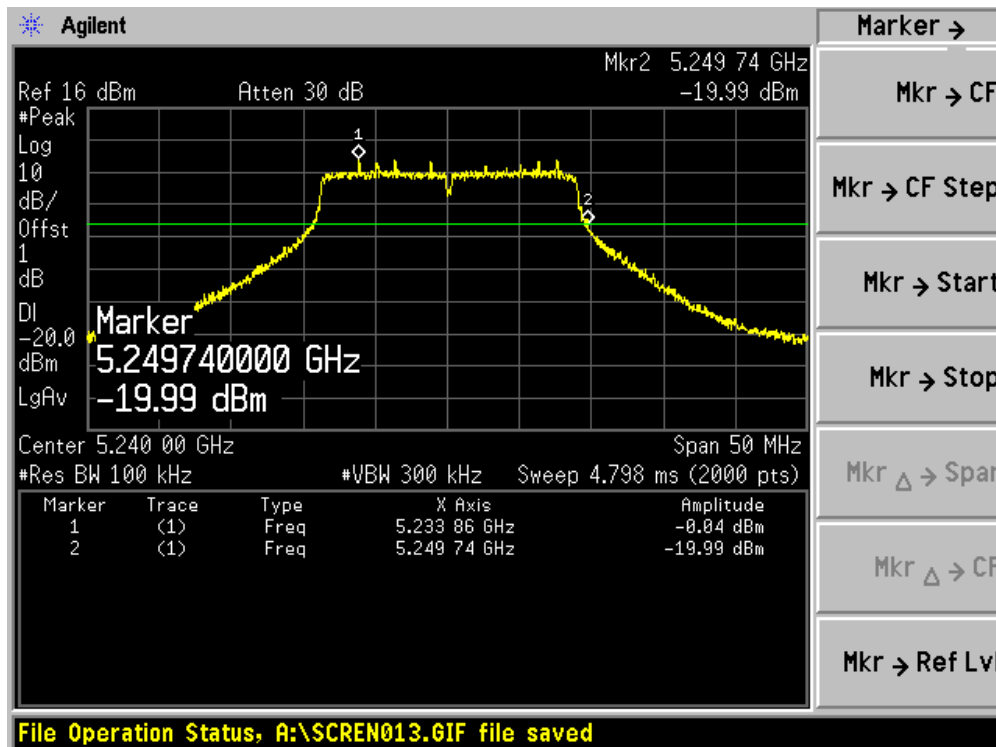


Product	: WIRELESS-A/N 26DBM NETWORK MINI PCI ADAPTER
Test Item	: Operation Frequency Range of 20dB Bandwidth
Test Mode	: Mode 1: Transmit by 802.11n (20MHz) (Chain 1X 100)

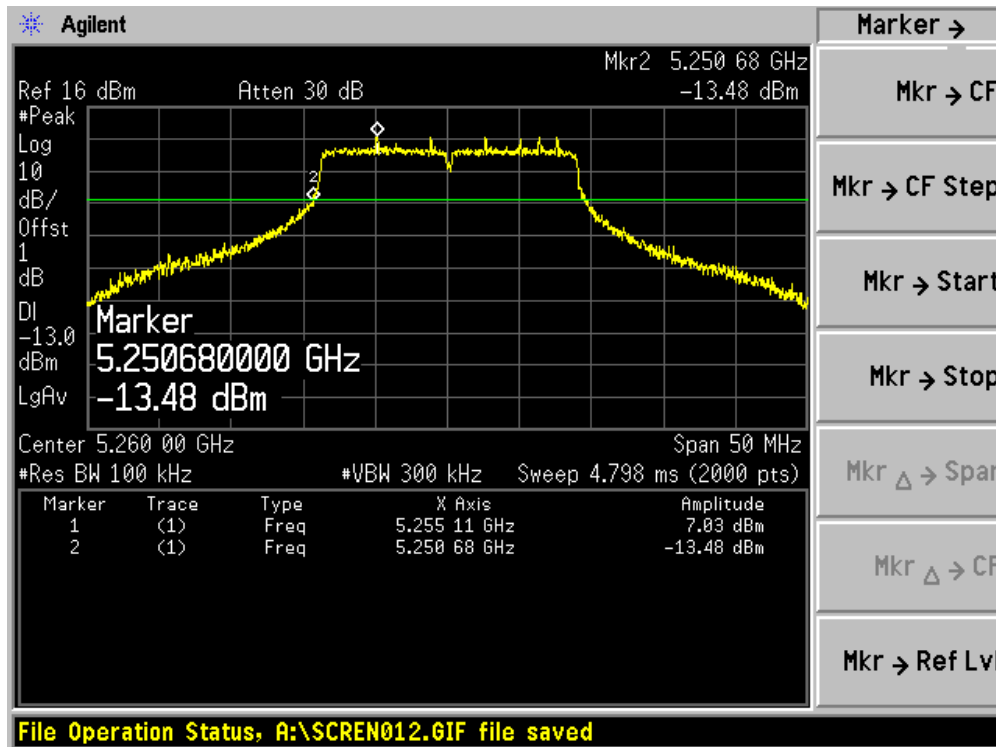
Channel 36 (5180MHz)



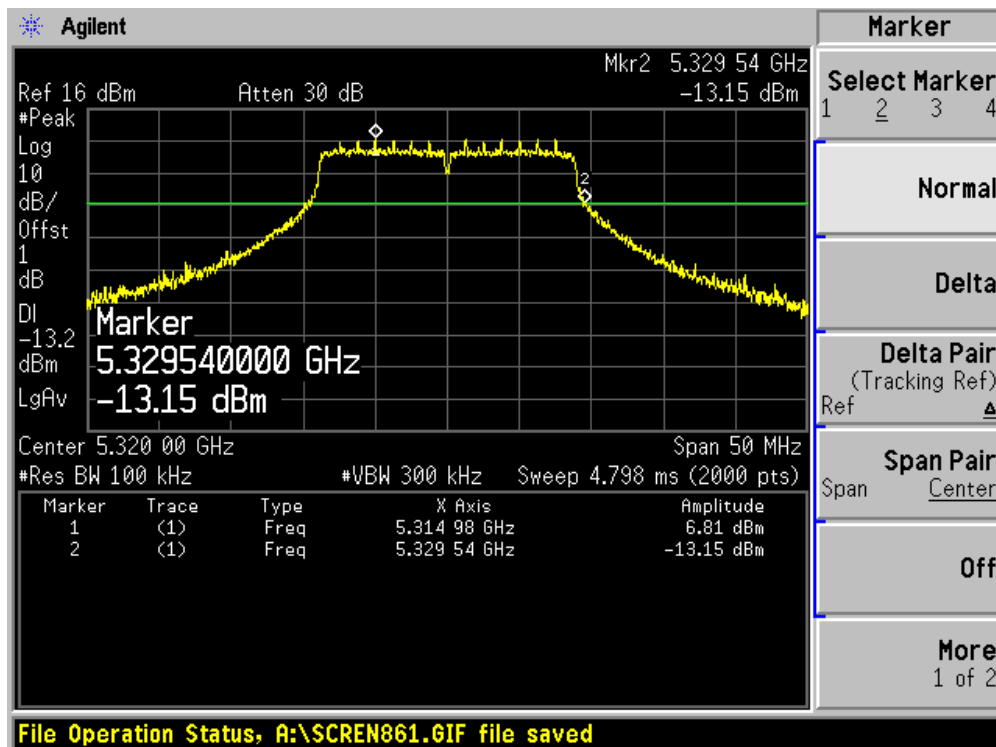
Channel 48 (5240MHz)



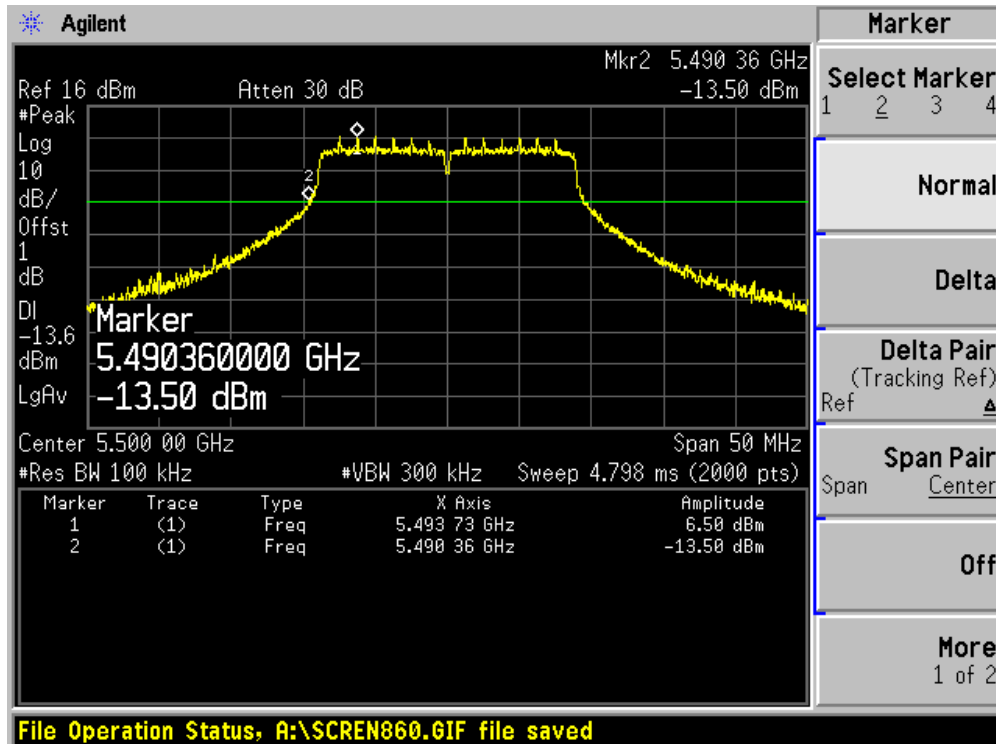
Channel 52 (5260MHz)



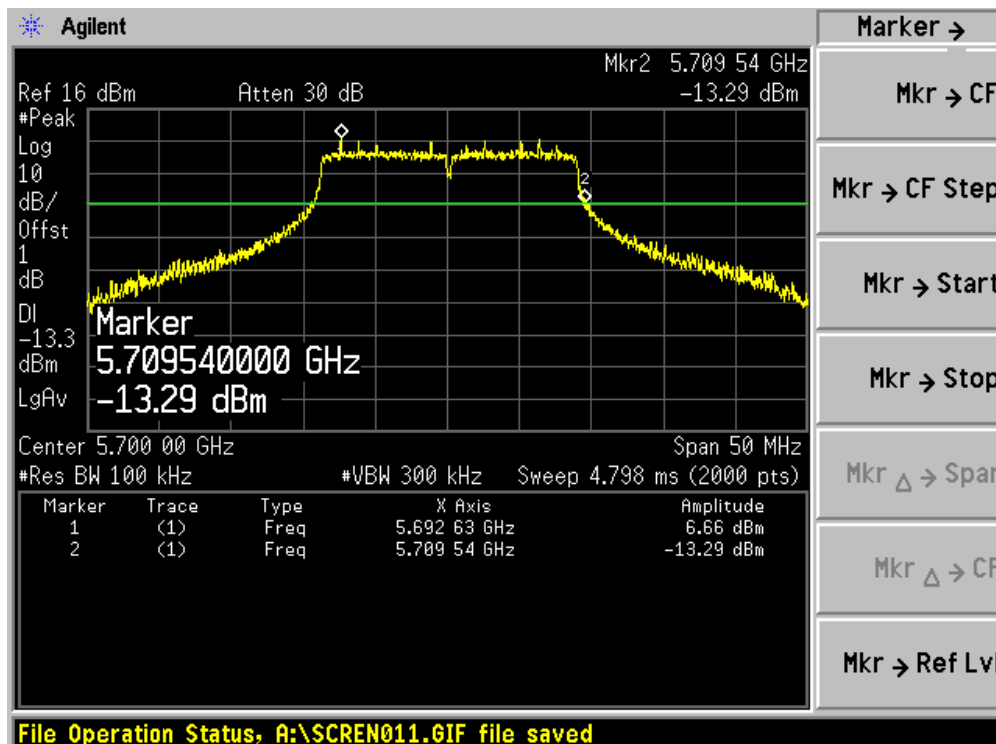
Channel 64 (5320MHz)



Channel 100 (5500MHz)

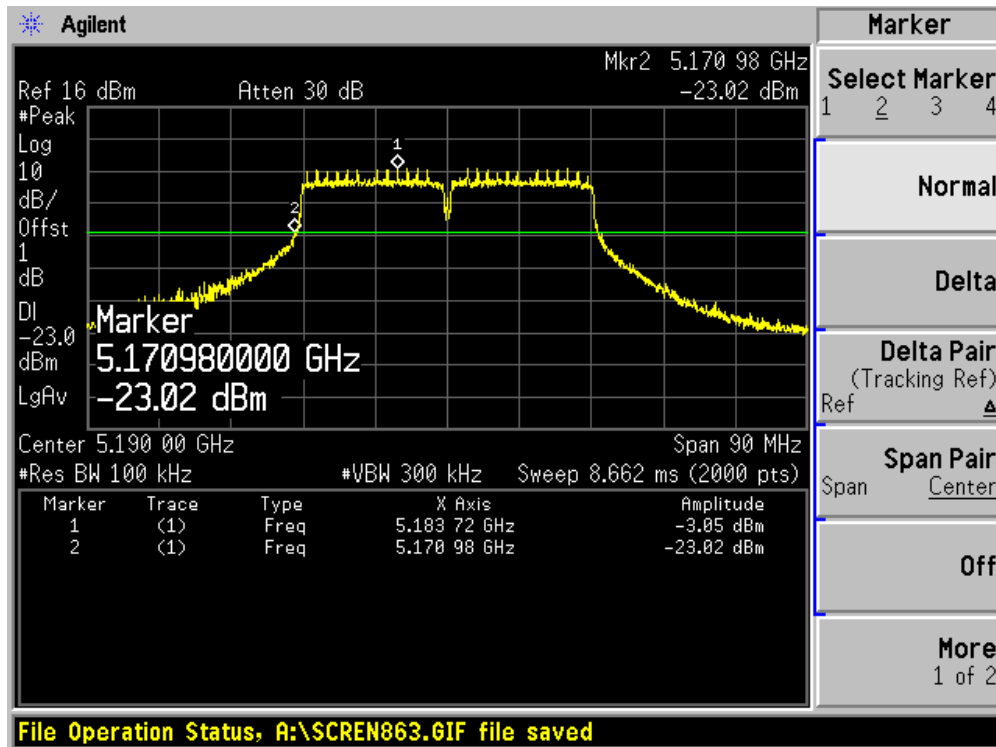


Channel 140 (5700MHz)

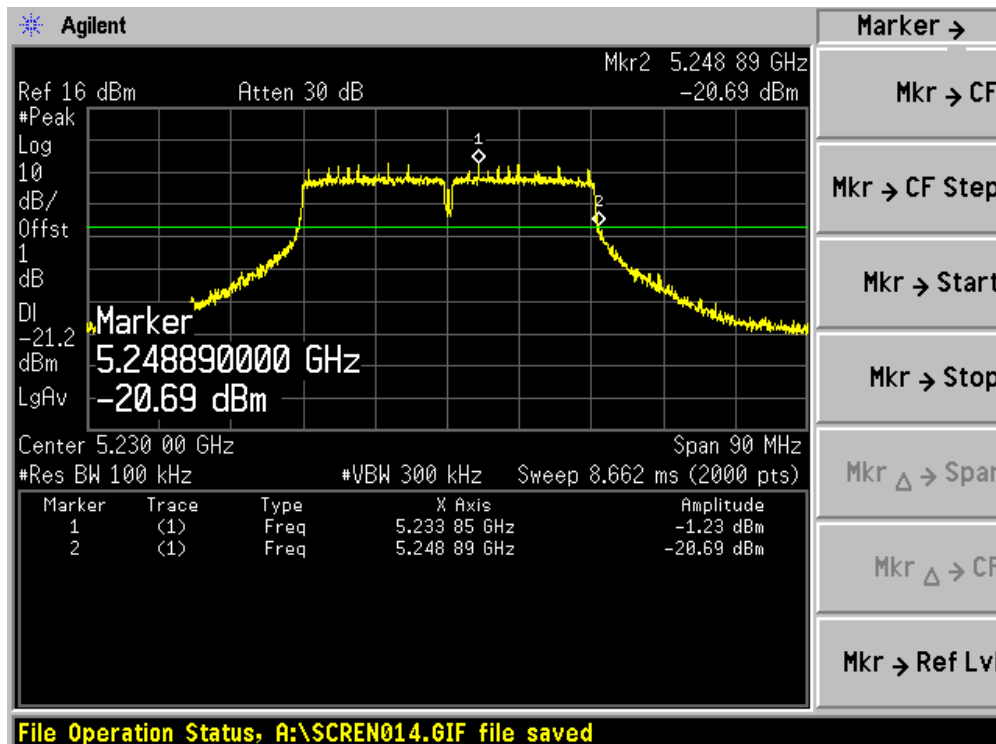


Product	: WIRELESS-A/N 26DBM NETWORK MINI PCI ADAPTER
Test Item	: Operation Frequency Range of 20dB Bandwidth
Test Mode	: Mode 1: Transmit by 802.11n (40MHz) (Chain 1X 100)

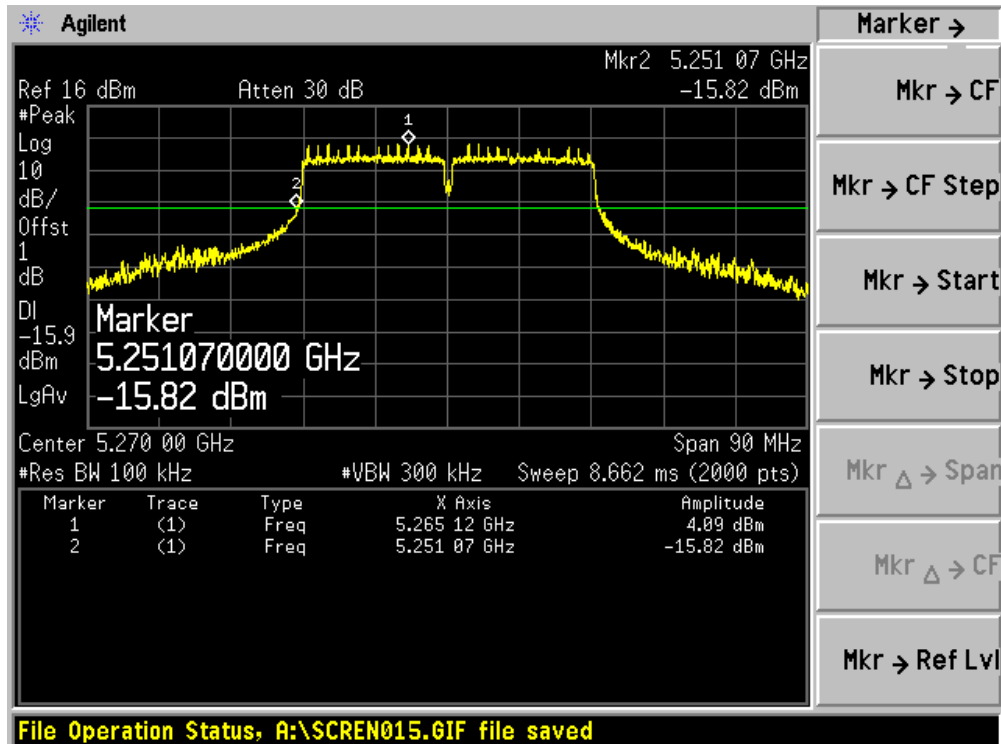
Channel 38 (5190MHz)



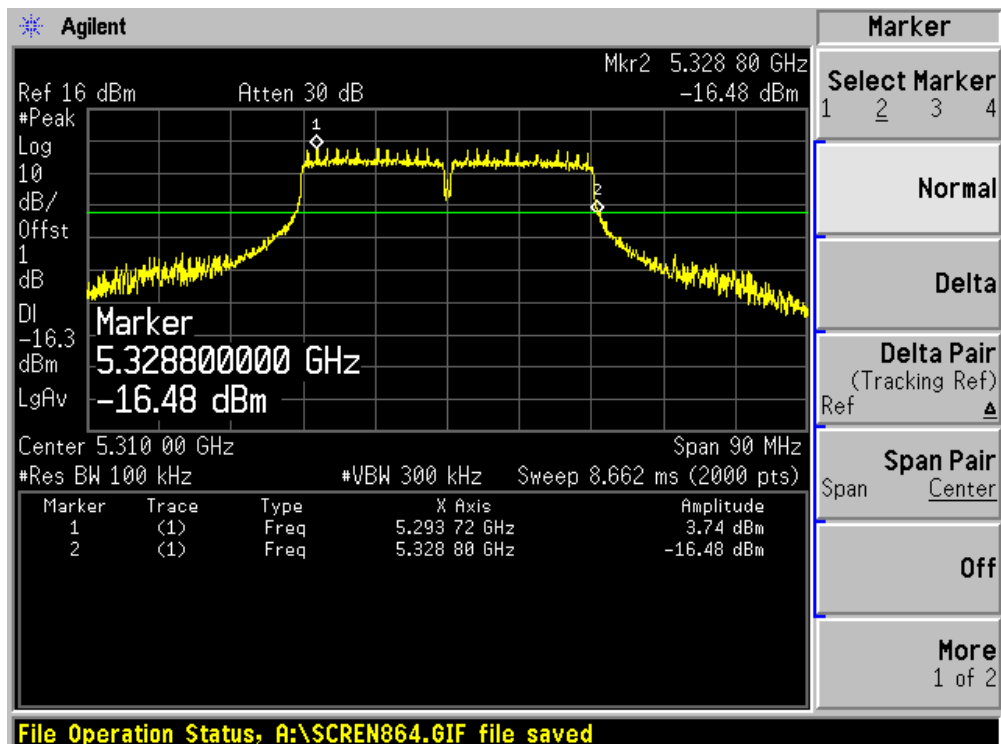
Channel 46 (5230MHz)



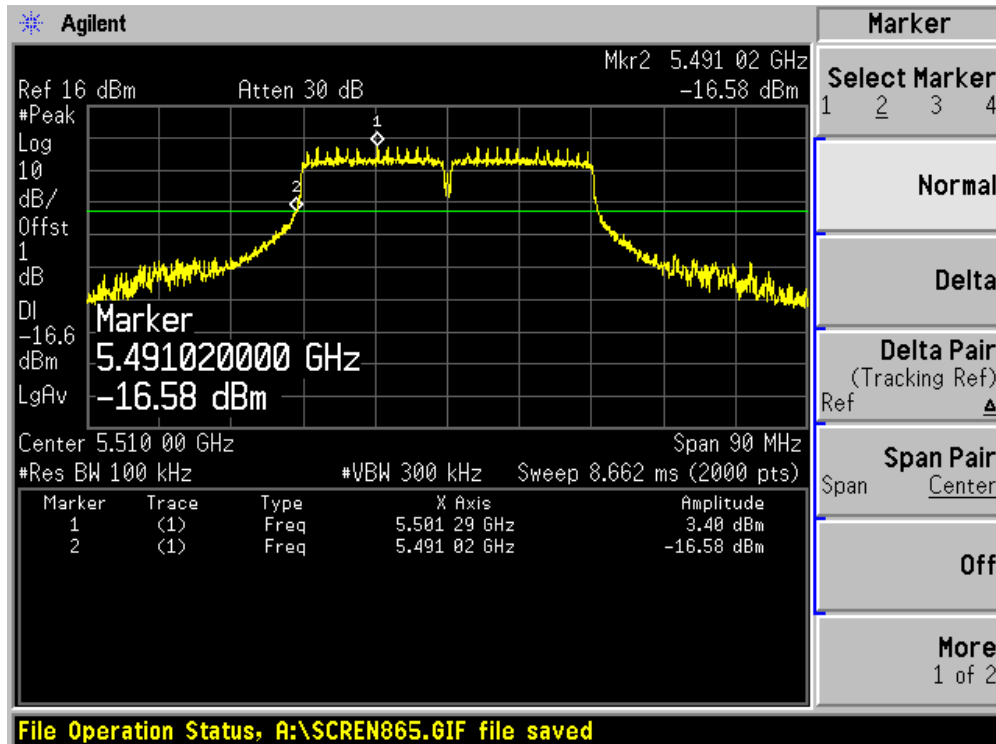
Channel 54 (5270MHz)



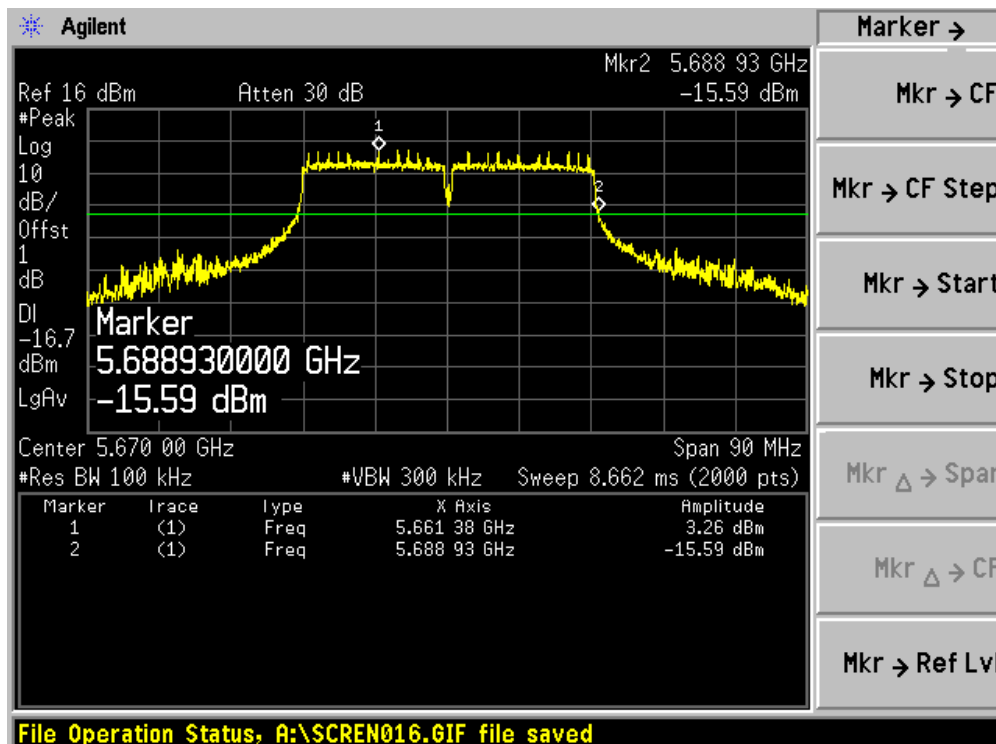
Channel 62 (5310MHz)



Channel 102 (5510MHz)



Channel 134 (5670MHz)



6. 26dB Occupied Bandwidth

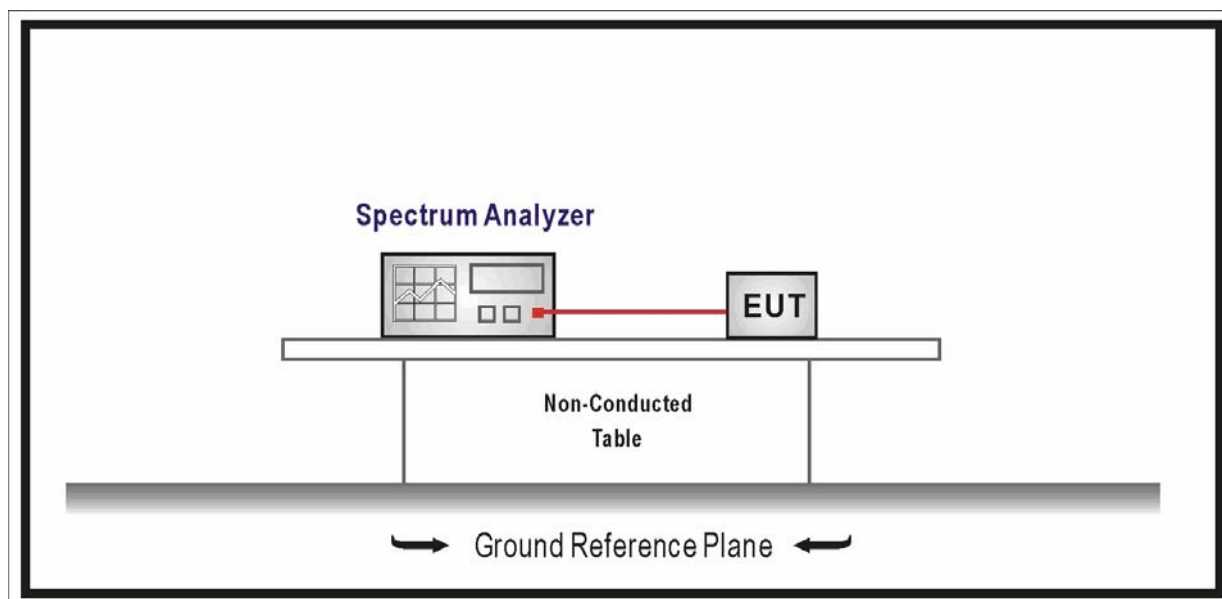
6.1. Test Equipment

26dB Occupied Bandwidth / AC-4

Instrument	Manufacturer	Type No.	Serial No.	Cal. Date
Spectrum Analyzer	Agilent	E4446A	MY45300103	2008/06/11
Coaxial Cable	Huber+Suhner	AC4-RF	09	2008/11/24
Temperature/Humidity Meter	zhicheng	ZC1-2	QT-TH007	2008/03/09

Note: All equipments are calibrated with traceable calibrations. Each calibration is traceable to the national or international standards.

6.2. Test Setup



6.3. Limit

N/A

6.4. Test Procedure

The EUT was tested according to FCC Public Notice DA 02-2138, August 30, 2002 for compliance to FCC 47CFR 15.407 requirements.

Emission bandwidth "B" MHz.

- Use a RBW = approximately 1% of the emission bandwidth.
- Set the VBW > RBW
- Use a peak detector.
- Do not use the Max Hold function. Rather, use the view button to capture the emission.
- Measure the maximum width of the emission that is 26 dB down from the peak of the emission. Compare this with the RBW setting of the analyzer. Readjust RBW and repeat measurement as needed until the RBW/EBW ratio is approximately 1%.

6.5. Uncertainty

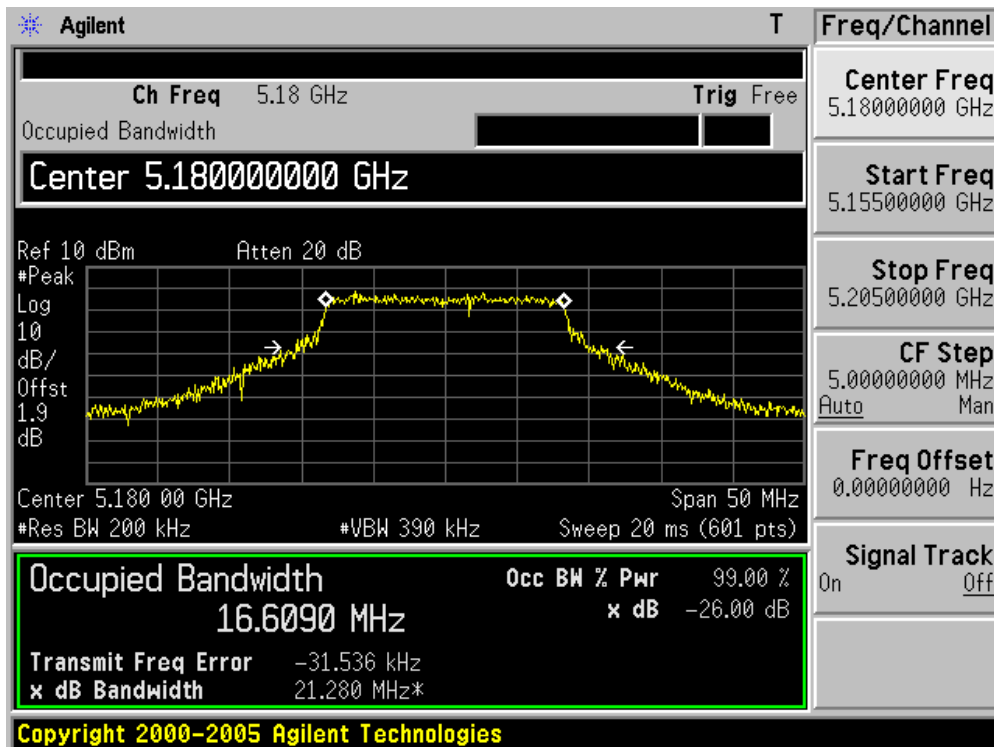
The measurement uncertainty is defined as ± 1 kHz

6.6. Test Result

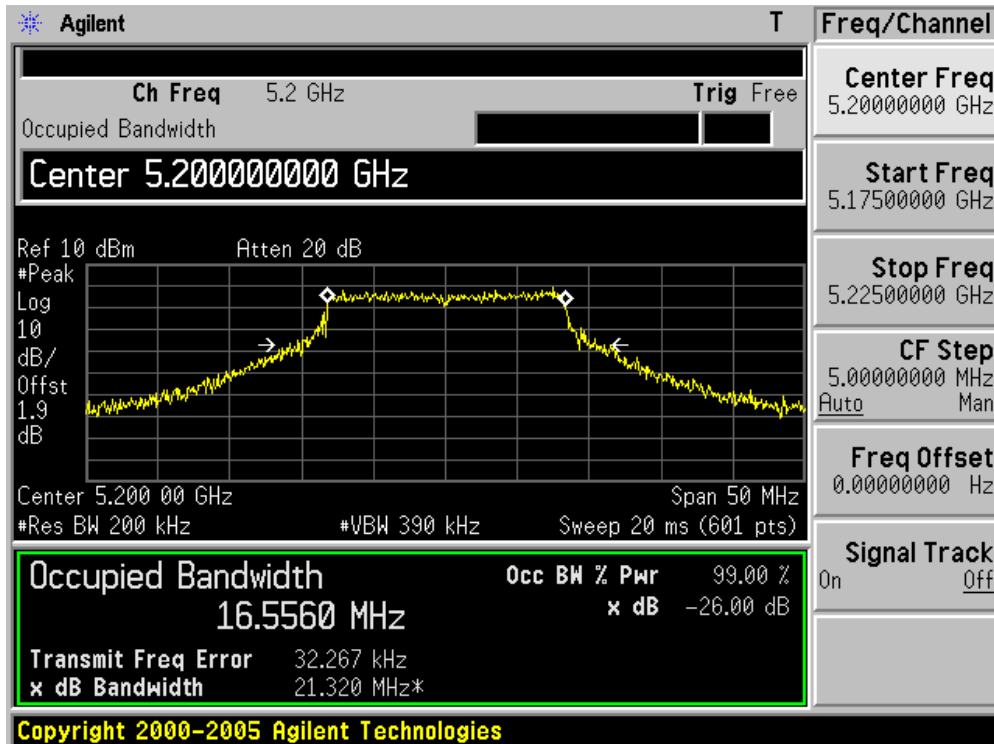
Product	:	WIRELESS-A/N 26DBM NETWORK MINI PCI ADAPTER
Test Item	:	26dB Occupied Bandwidth
Test Site	:	AC-4
Test Mode	:	Mode 1: Transmit by 802.11a (Chain 1X 010)

Channel No.	Frequency (MHz)	26dB Occupied Bandwidth (MHz)	Limit (MHz)	Result
36	5180	21.280	N/A	Pass
40	5200	21.320	N/A	Pass
48	5240	21.897	N/A	Pass
52	5260	21.499	N/A	Pass
60	5300	21.380	N/A	Pass
64	5320	21.806	N/A	Pass
100	5500	23.692	N/A	Pass
120	5600	22.206	N/A	Pass
140	5700	22.932	N/A	Pass

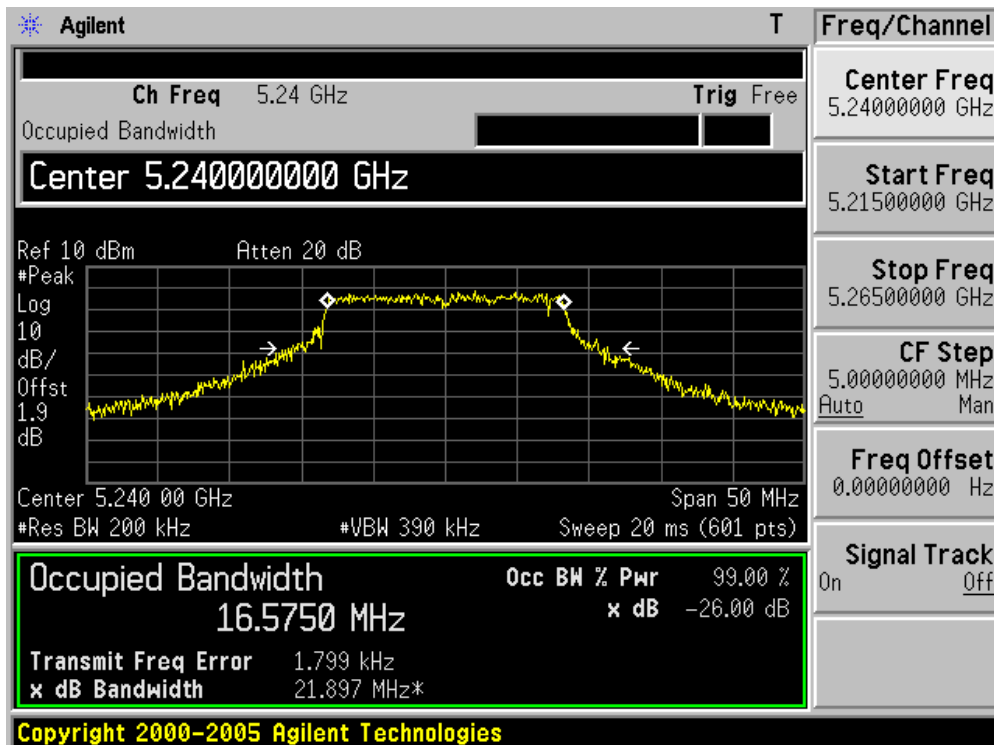
Channel 36 (5180MHz)



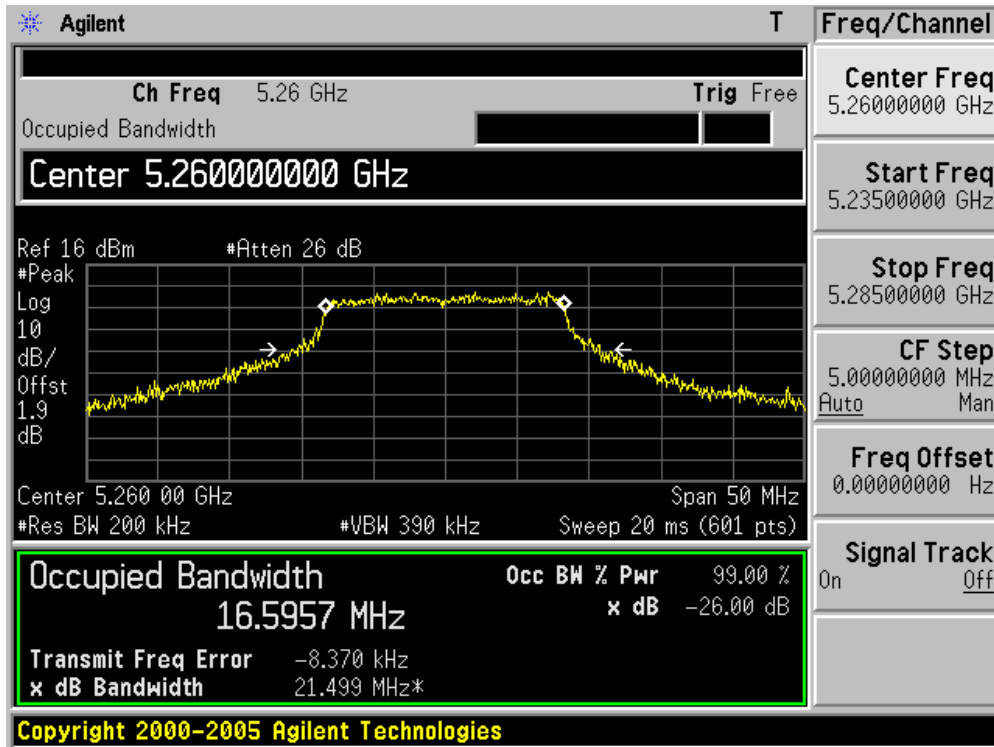
Channel 40 (5200MHz)



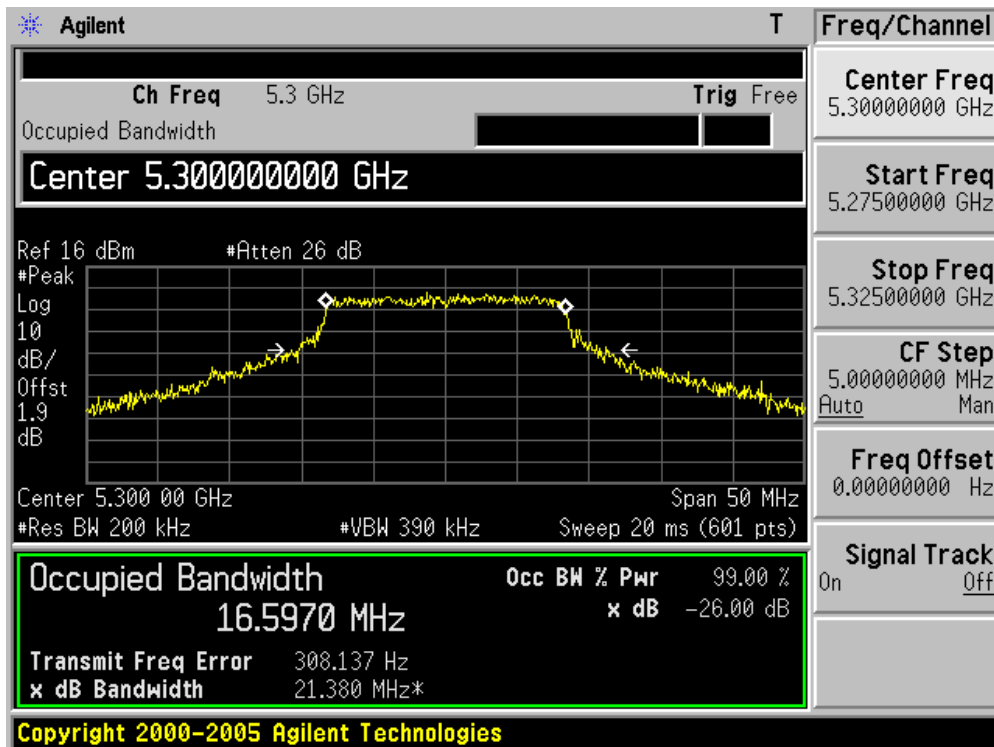
Channel 48 (5240MHz)



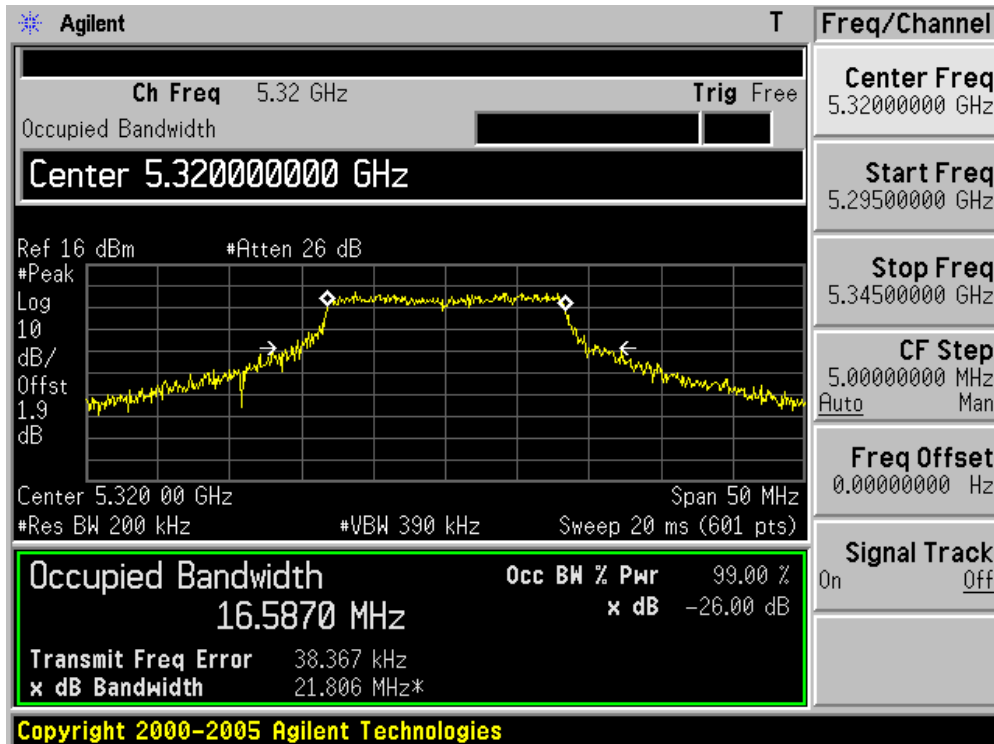
Channel 52 (5260MHz)



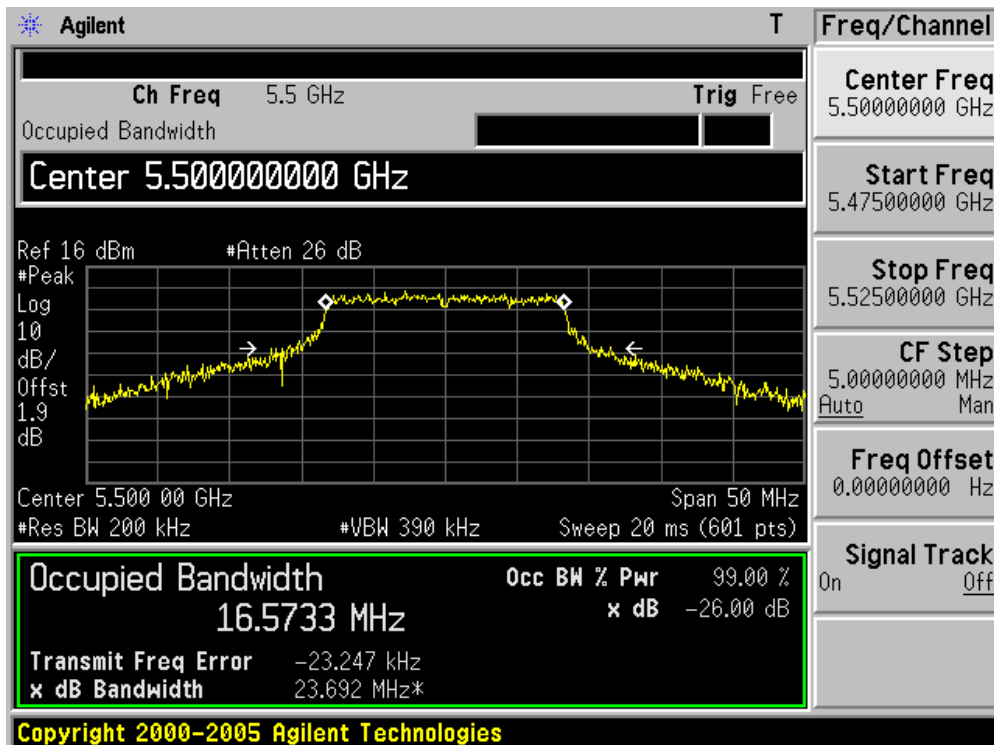
Channel 60 (5300MHz)



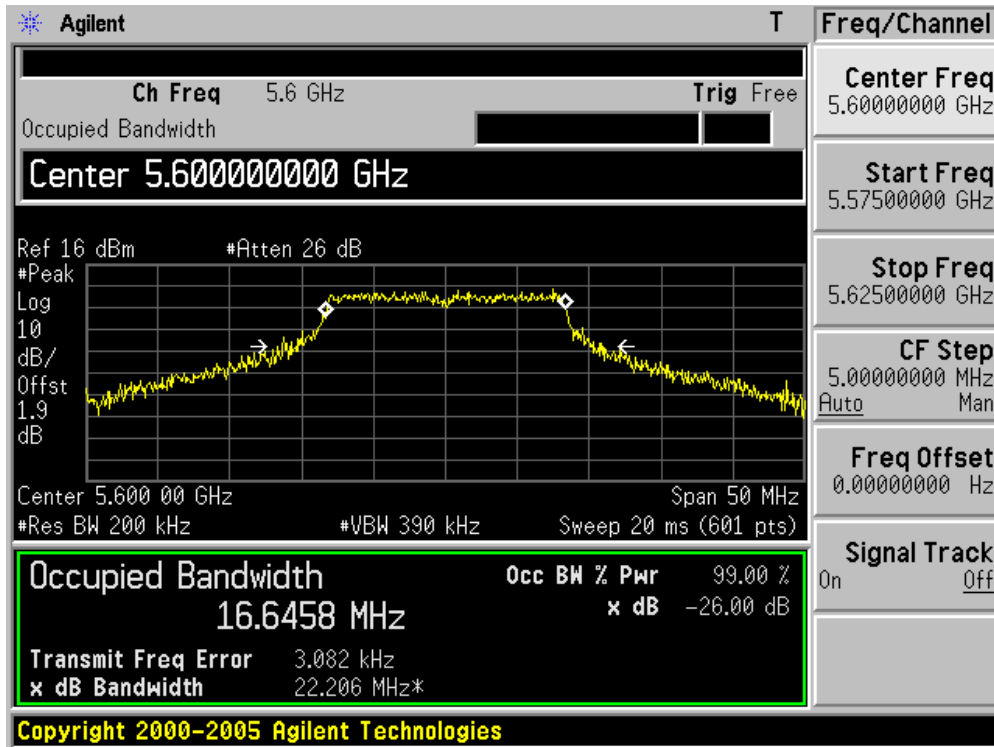
Channel 64 (5320MHz)



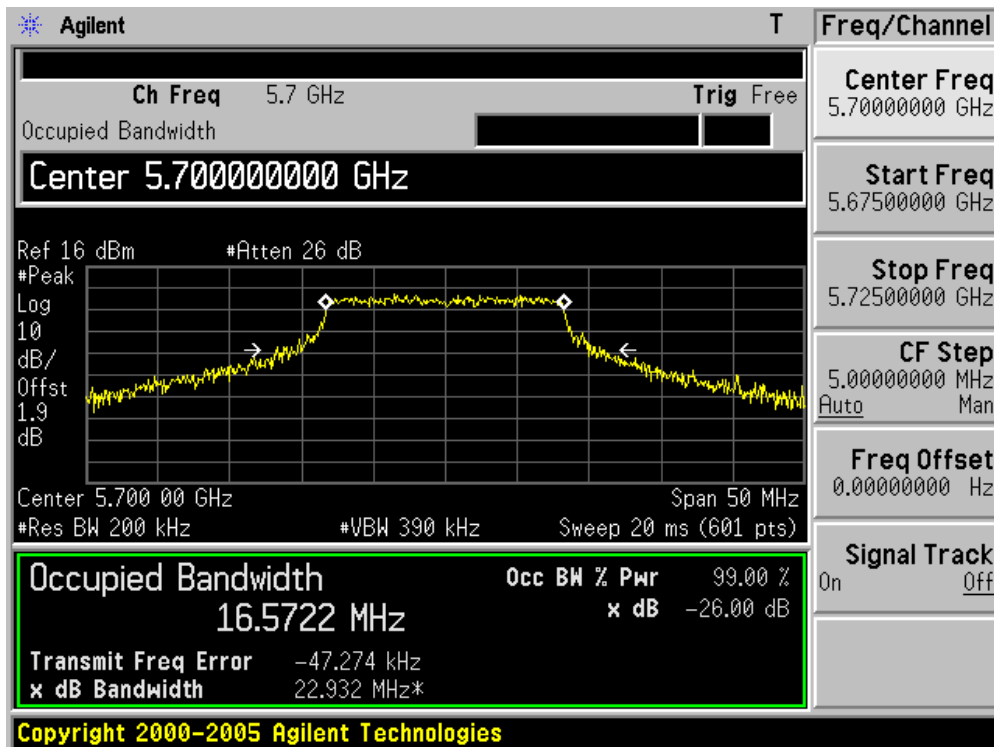
Channel 100 (5500MHz)



Channel 120 (5600MHz)



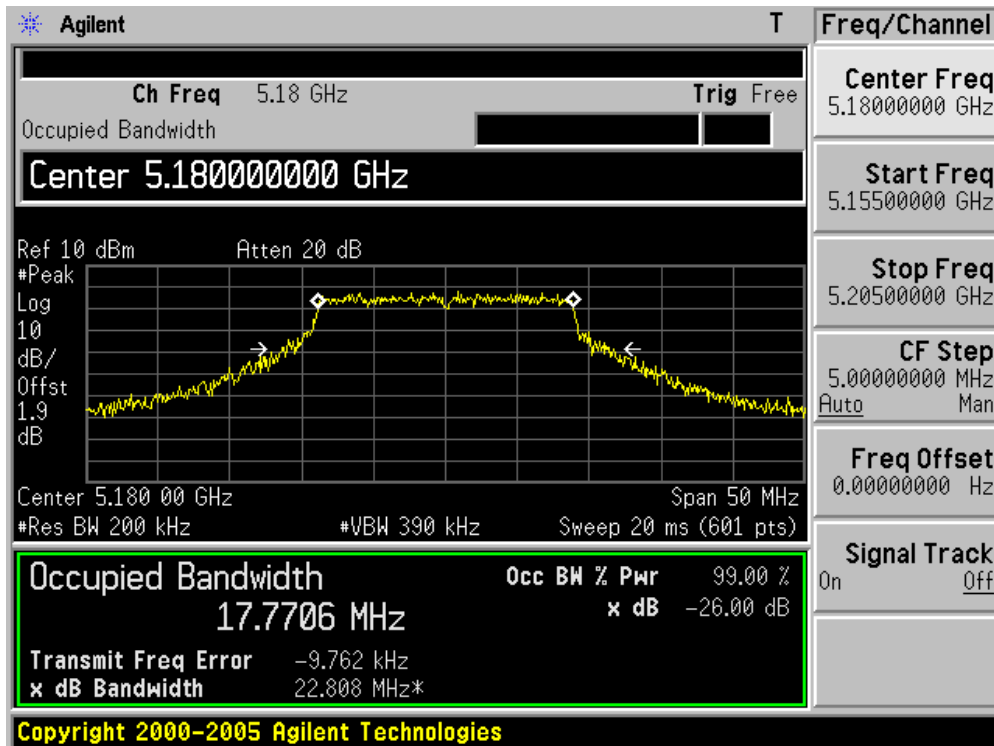
Channel 140 (5700MHz)



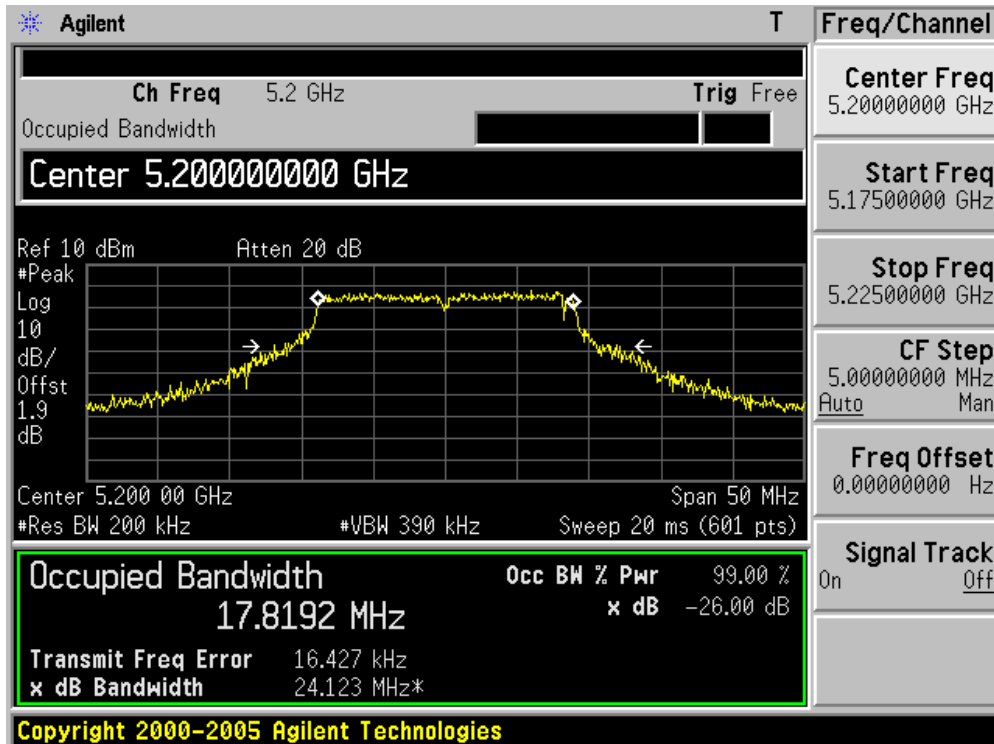
Product	:	WIRELESS-A/N 26DBM NETWORK MINI PCI ADAPTER
Test Item	:	26dB Occupied Bandwidth
Test Site	:	AC-4
Test Mode	:	Mode 2: Transmit by 802.11n (20MHz) (Chain 1X 010)

Channel No.	Frequency (MHz)	26dB Occupied Bandwidth (MHz)	Limit (MHz)	Result
36	5180	22.808	N/A	Pass
40	5200	24.123	N/A	Pass
48	5240	23.228	N/A	Pass
52	5260	22.923	N/A	Pass
60	5300	22.221	N/A	Pass
64	5320	20.686	N/A	Pass
100	5500	22.810	N/A	Pass
120	5600	23.033	N/A	Pass
140	5700	24.340	N/A	Pass

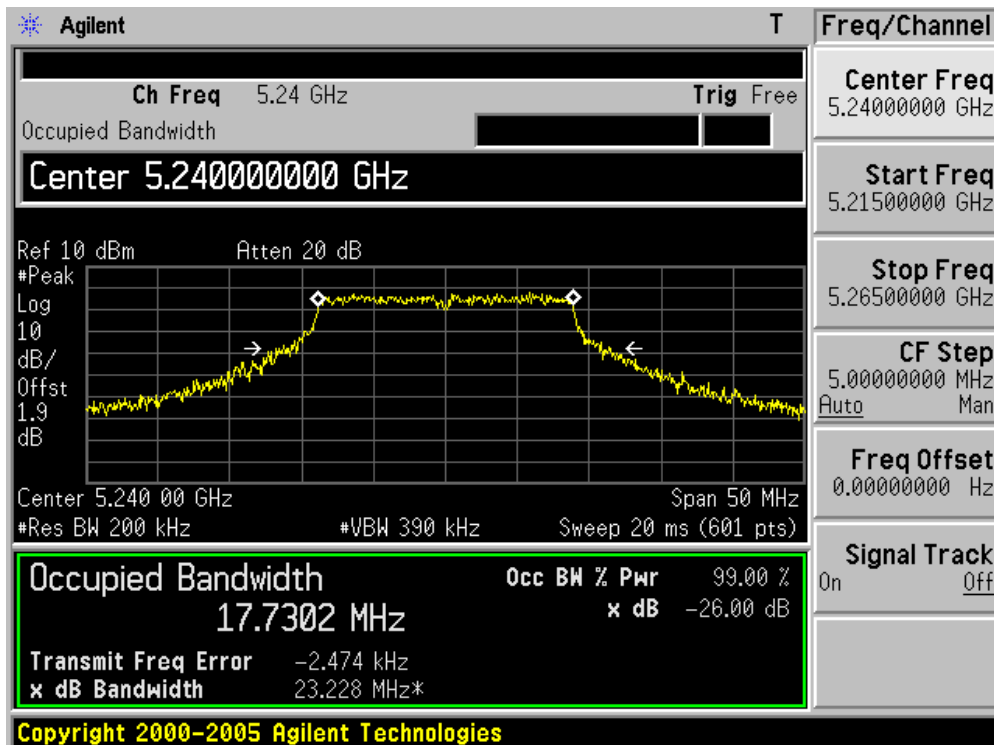
Channel 36 (5180MHz)



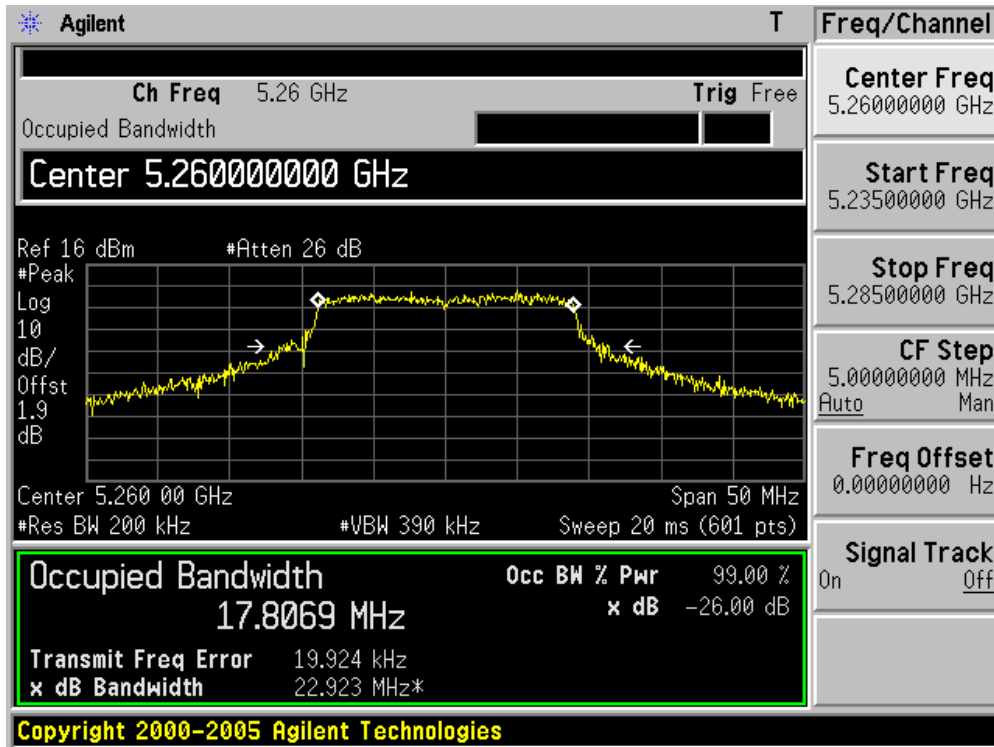
Channel 40 (5200MHz)



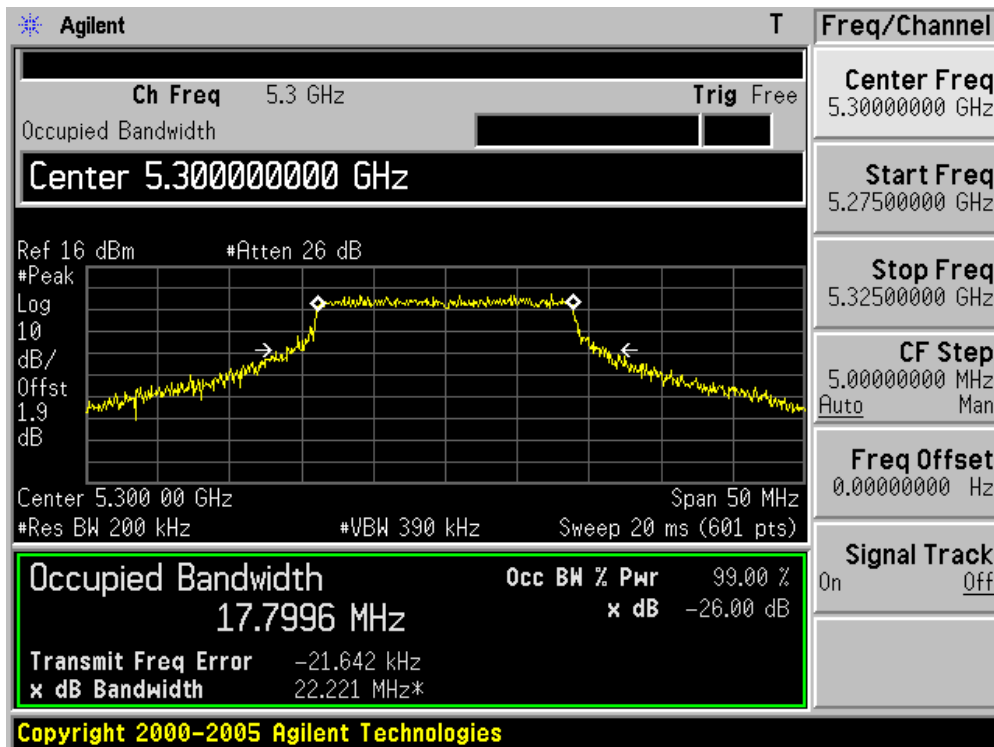
Channel 48 (5240MHz)



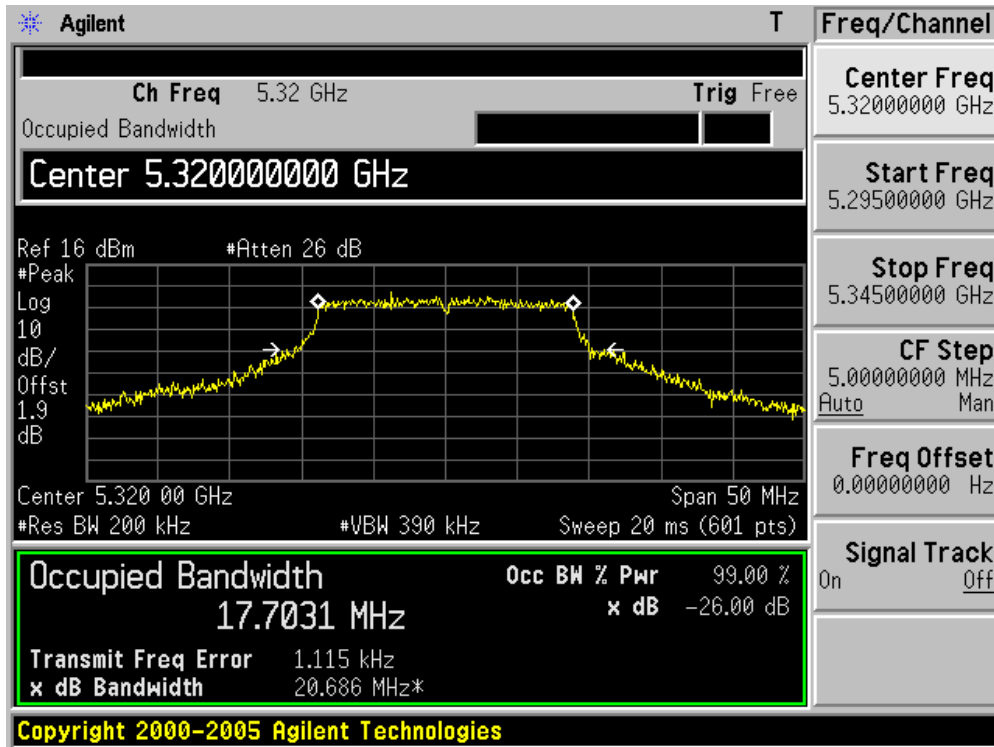
Channel 52 (5260MHz)



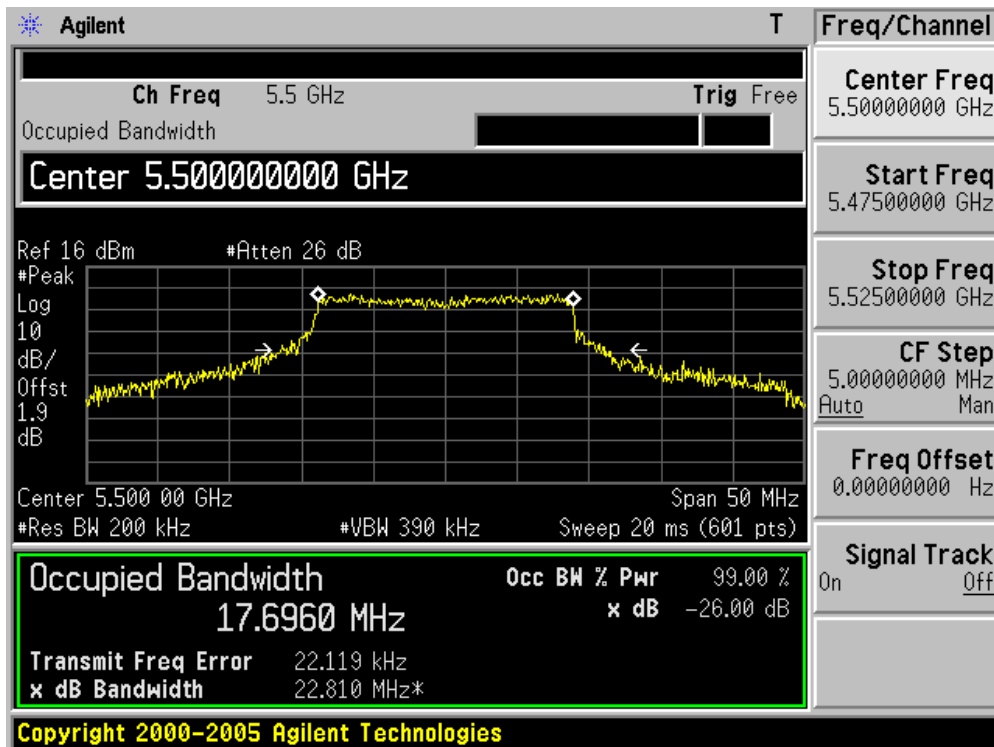
Channel 60 (5300MHz)



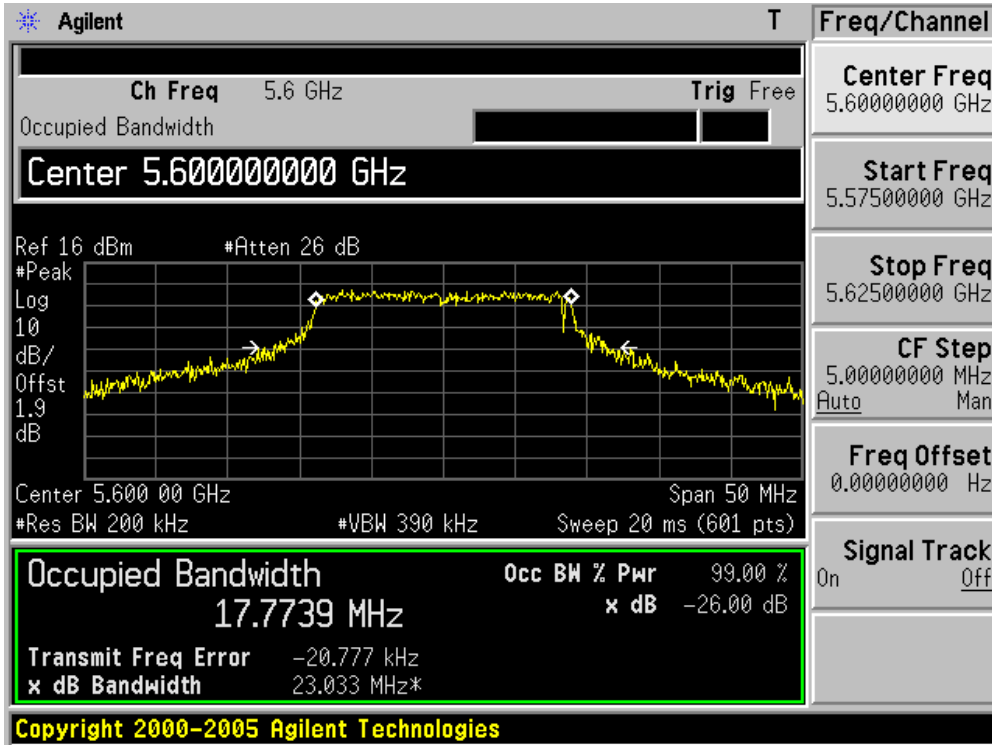
Channel 64 (5320MHz)



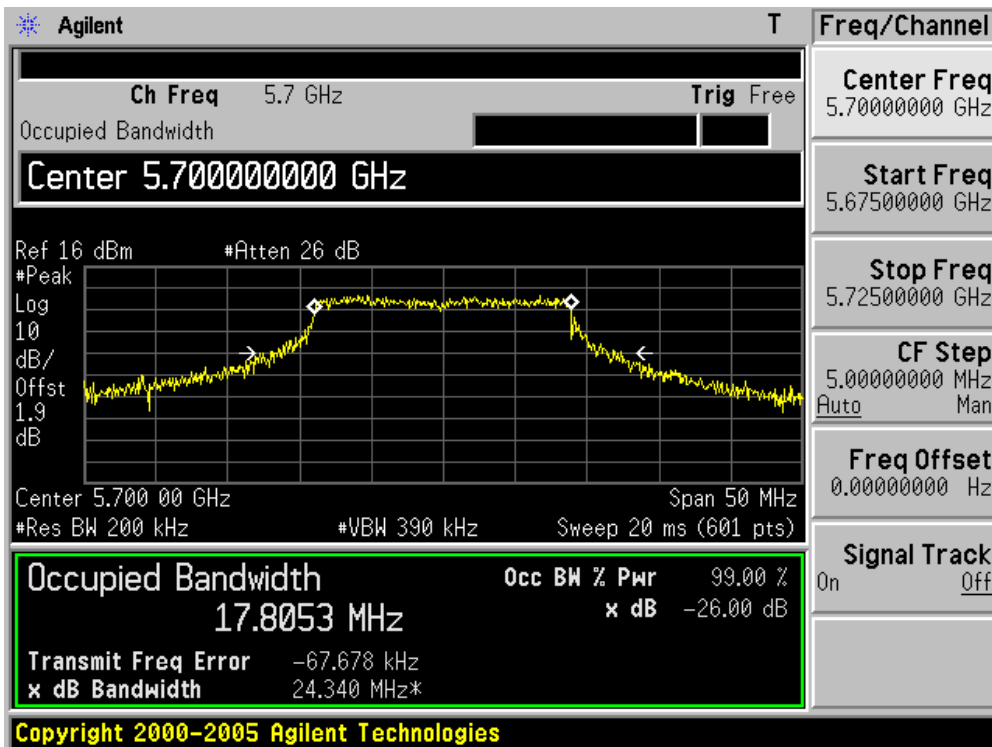
Channel 100 (5500MHz)



Channel 120 (5600MHz)



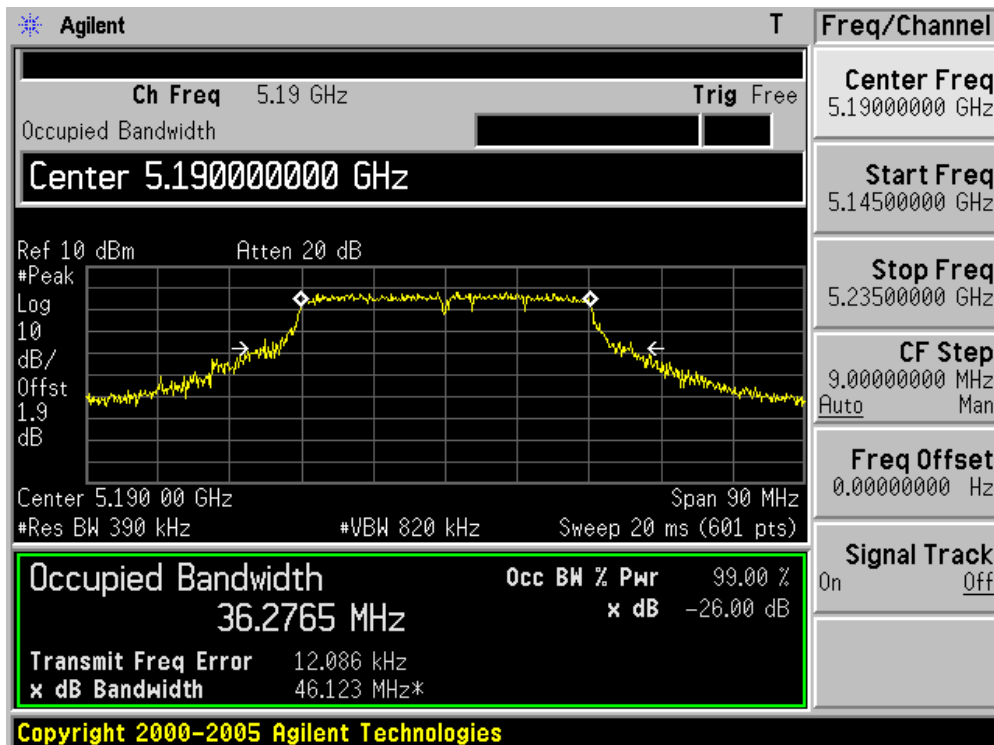
Channel 140 (5700MHz)



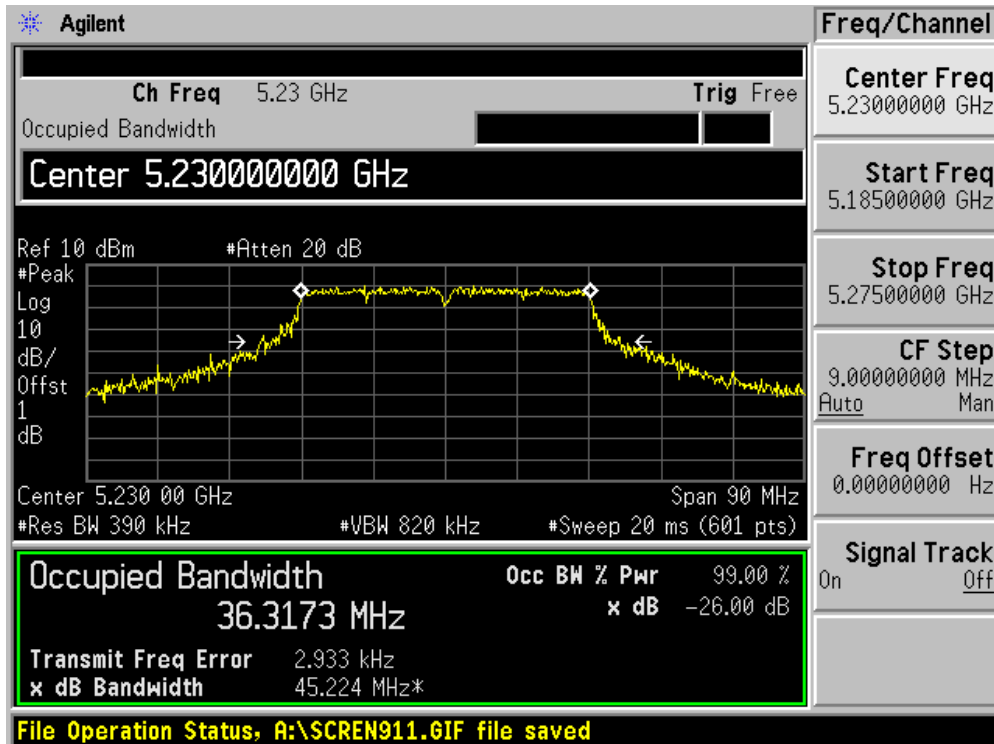
Product	:	WIRELESS-A/N 26DBM NETWORK MINI PCI ADAPTER
Test Item	:	26dB Occupied Bandwidth
Test Site	:	AC-4
Test Mode	:	Mode 3: Transmit by 802.11n (40MHz) (Chain 2X 010)

Channel No.	Frequency (MHz)	26dB Occupied Bandwidth (MHz)	Limit (MHz)	Result
38	5190	46.123	N/A	Pass
46	5230	45.224	N/A	Pass
54	5270	45.032	N/A	Pass
62	5310	42.995	N/A	Pass
102	5510	46.018	N/A	Pass
118	5590	44.533	N/A	Pass
134	5670	45.839	N/A	Pass

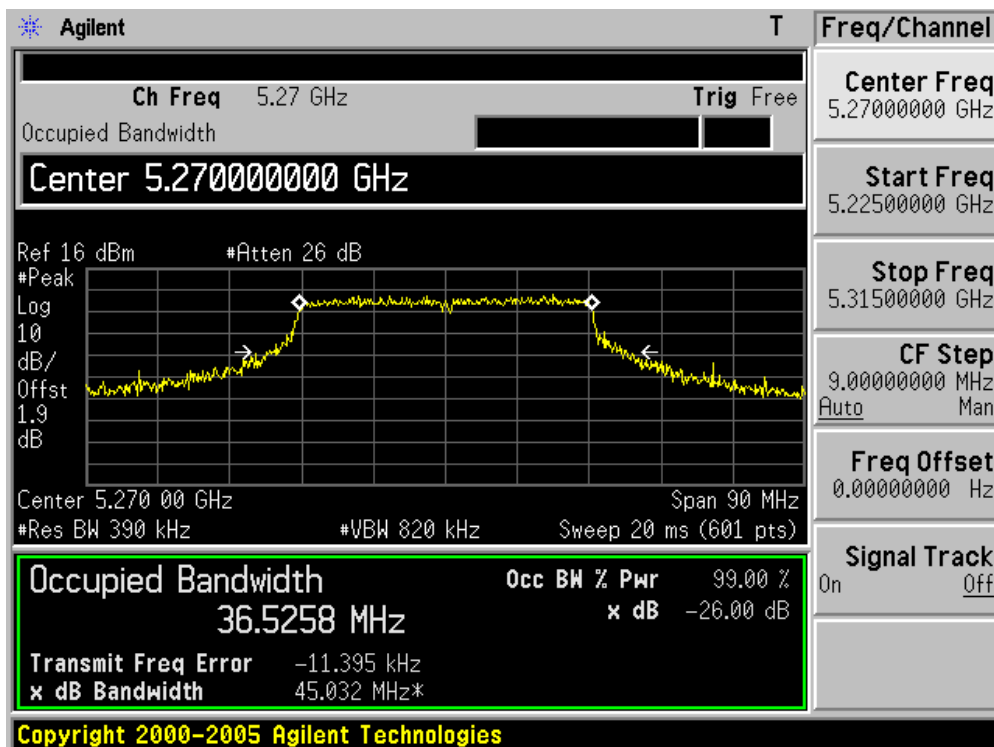
Channel 38 (5190MHz)



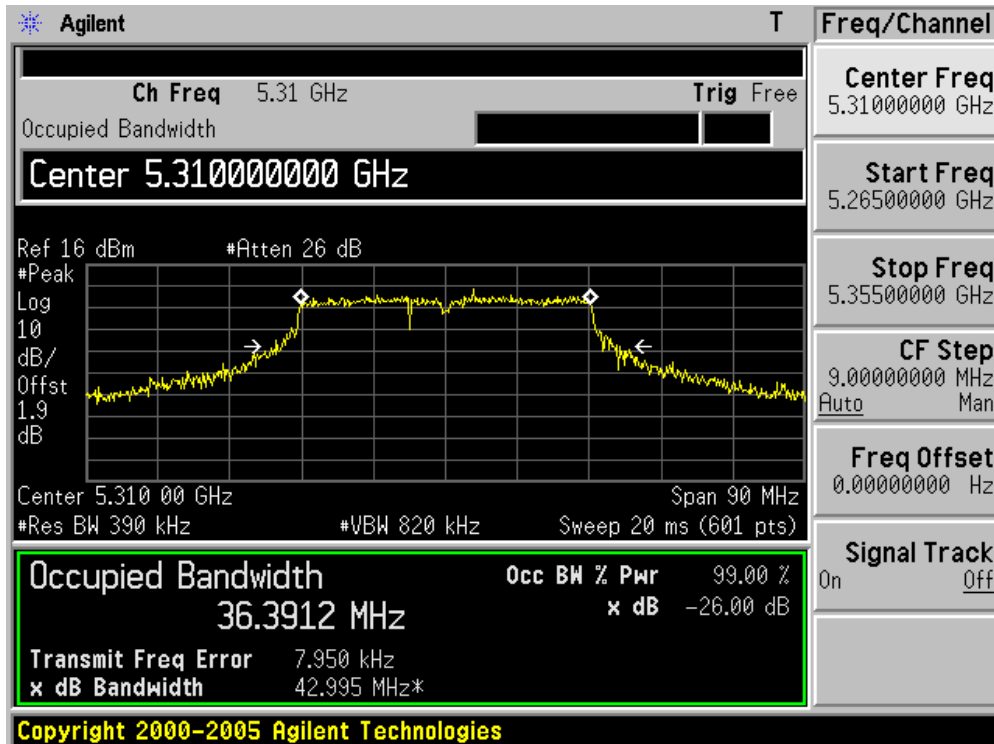
Channel 46 (5230MHz)



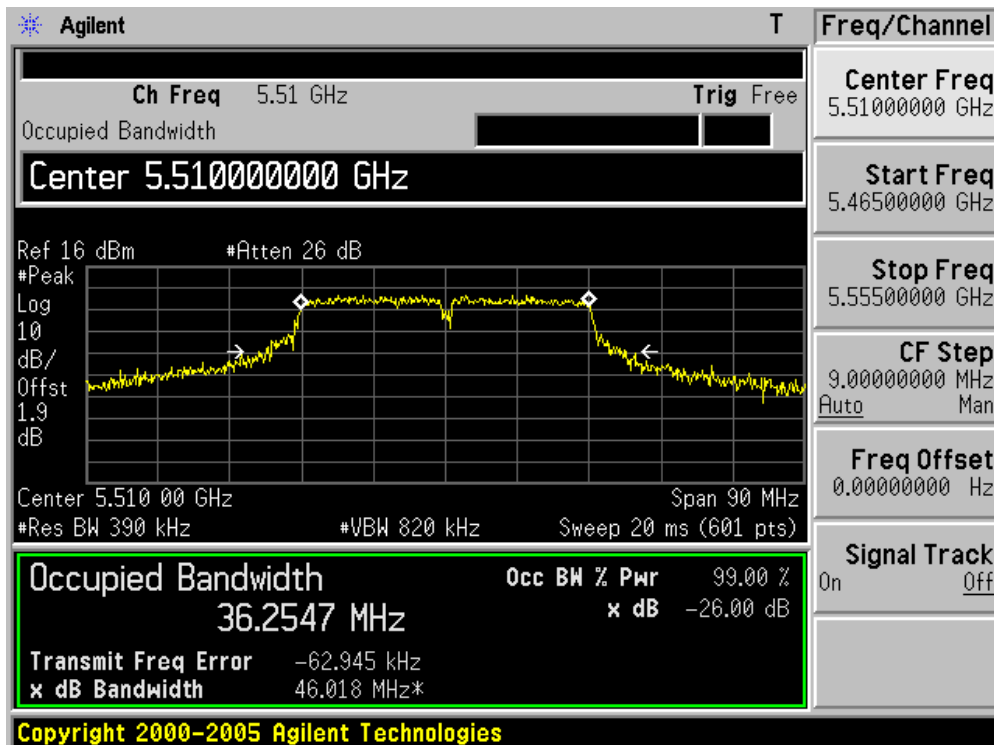
Channel 54 (5270MHz)



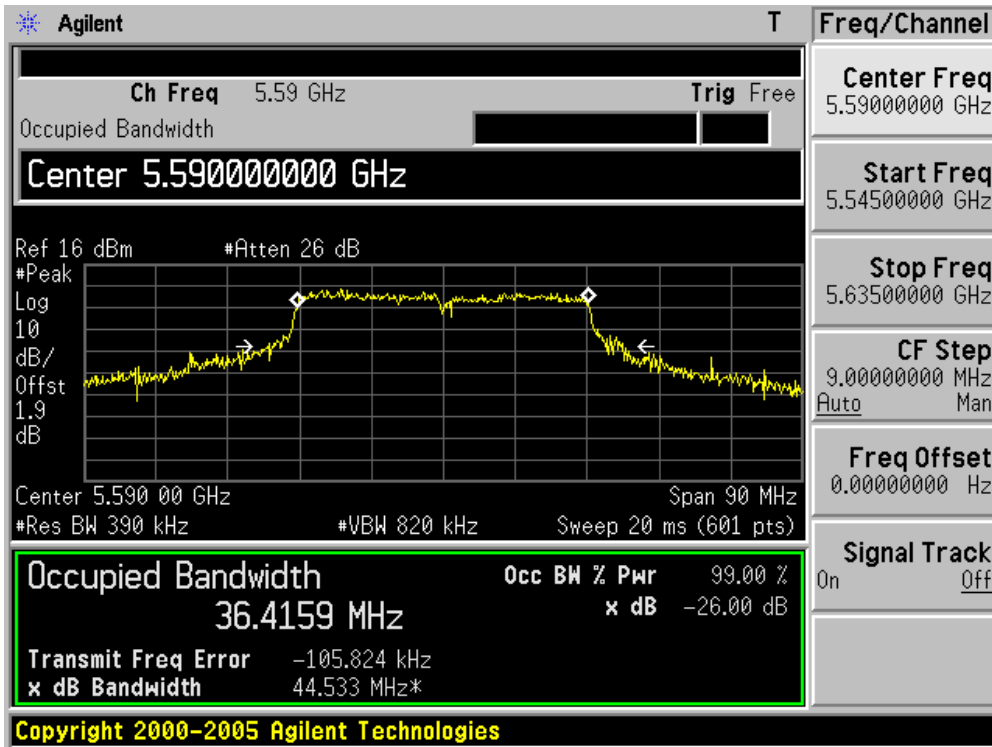
Channel 62 (5310MHz)



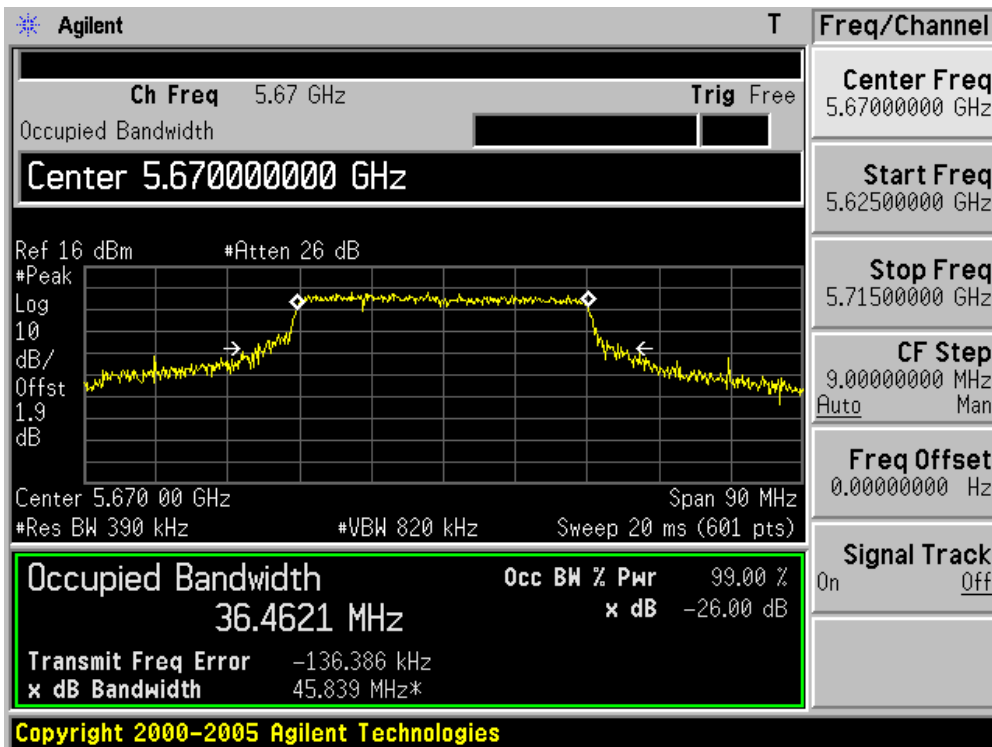
Channel 102 (5510MHz)



Channel 118 (5590MHz)



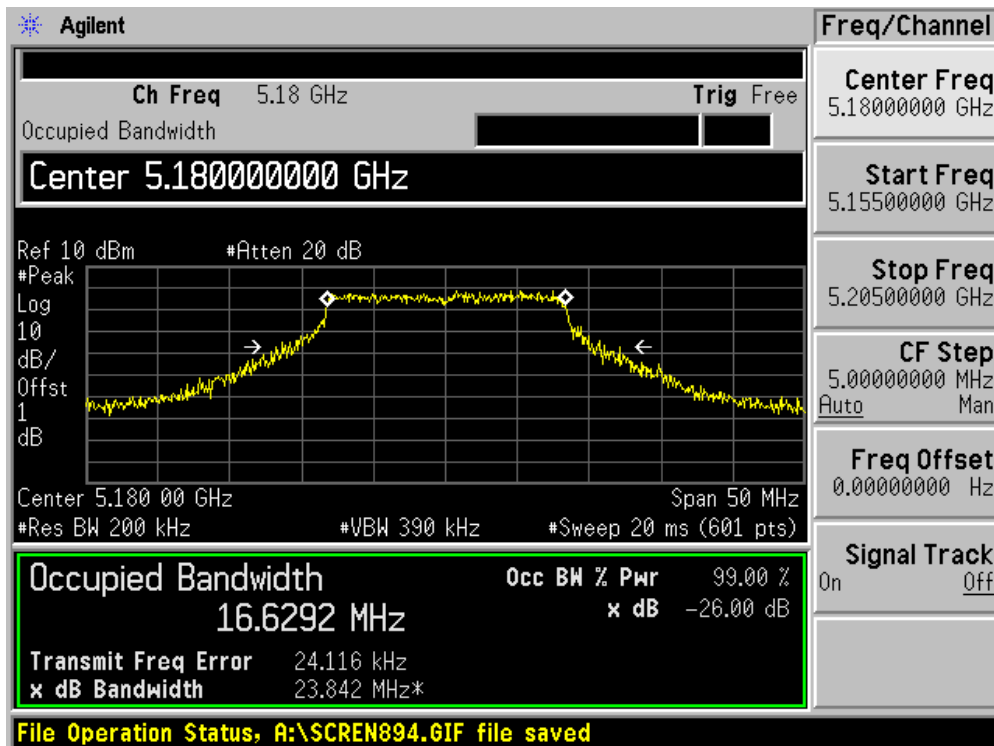
Channel 134 (5670MHz)



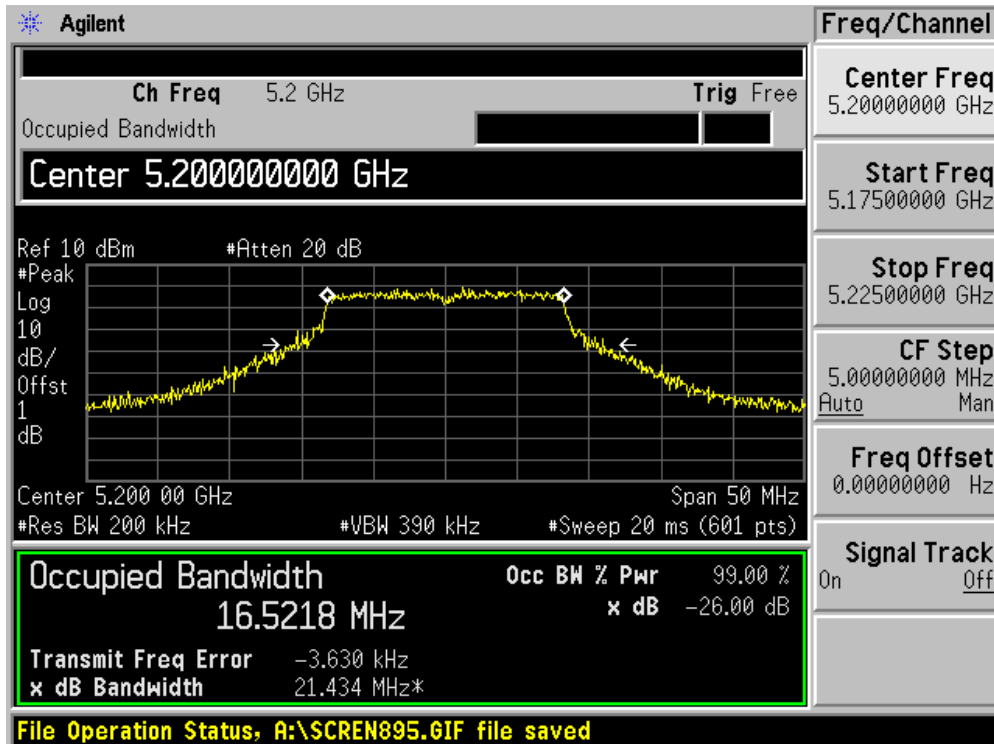
Product	:	WIRELESS-A/N 26DBM NETWORK MINI PCI ADAPTER
Test Item	:	26dB Occupied Bandwidth
Test Site	:	AC-4
Test Mode	:	Mode 1: Transmit by 802.11a (Chain 1X 100)

Channel No.	Frequency (MHz)	26dB Occupied Bandwidth (MHz)	Limit (MHz)	Result
36	5180	23.842	N/A	Pass
40	5200	21.434	N/A	Pass
48	5240	23.008	N/A	Pass
52	5260	22.899	N/A	Pass
60	5300	22.459	N/A	Pass
64	5320	22.131	N/A	Pass
100	5500	22.041	N/A	Pass
120	5600	23.050	N/A	Pass
140	5700	21.558	N/A	Pass

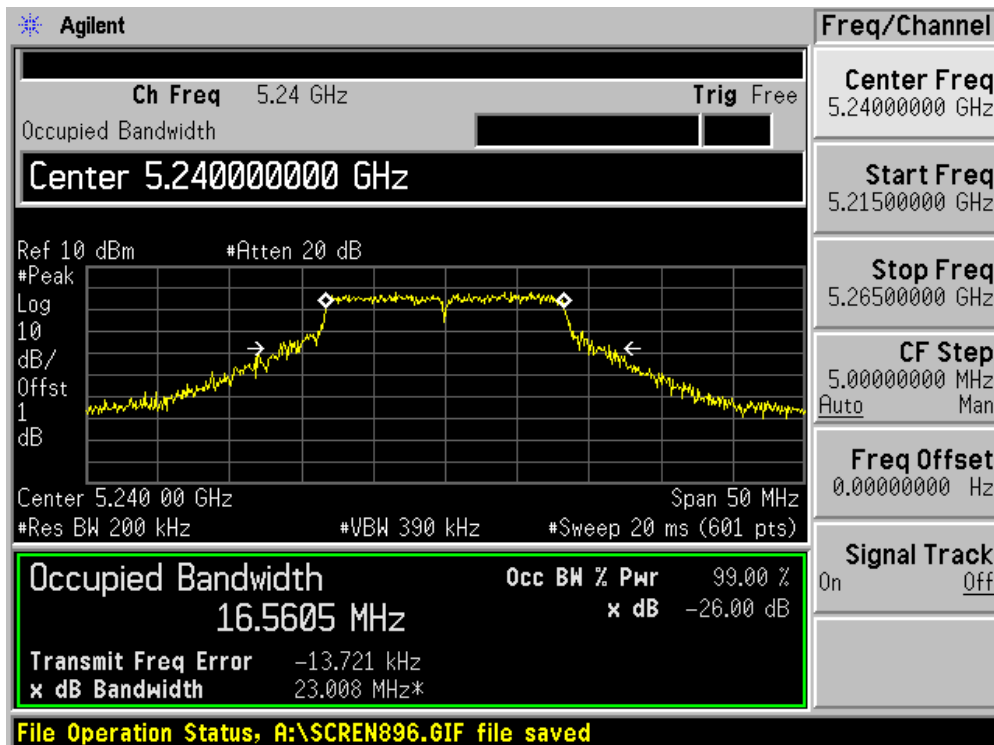
Channel 36 (5180MHz)



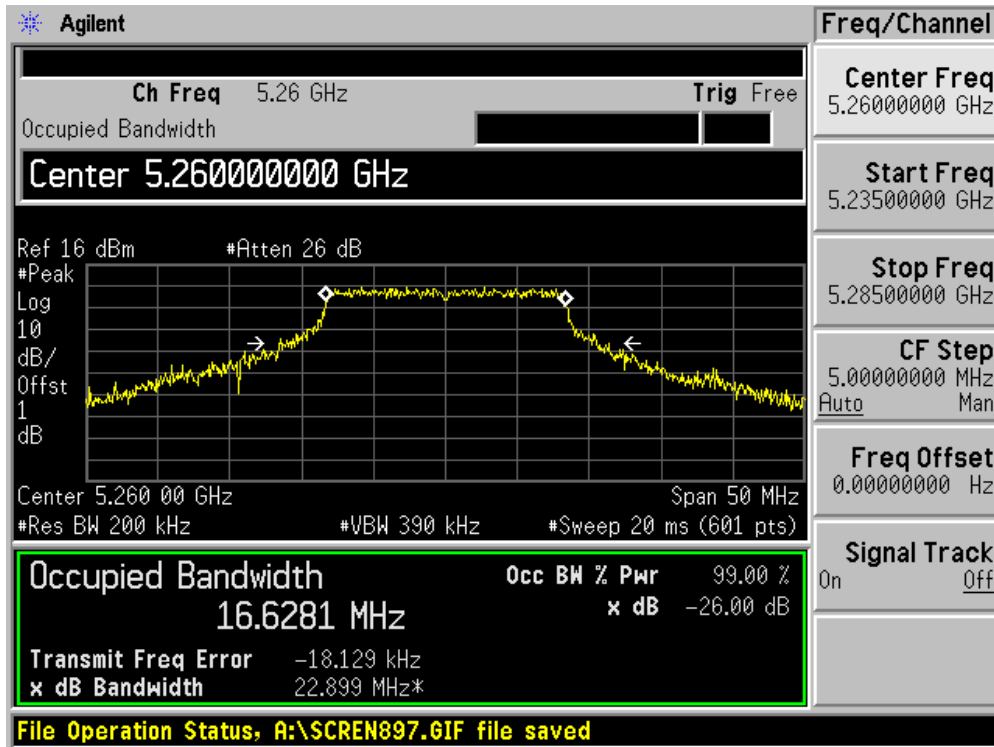
Channel 40 (5200MHz)



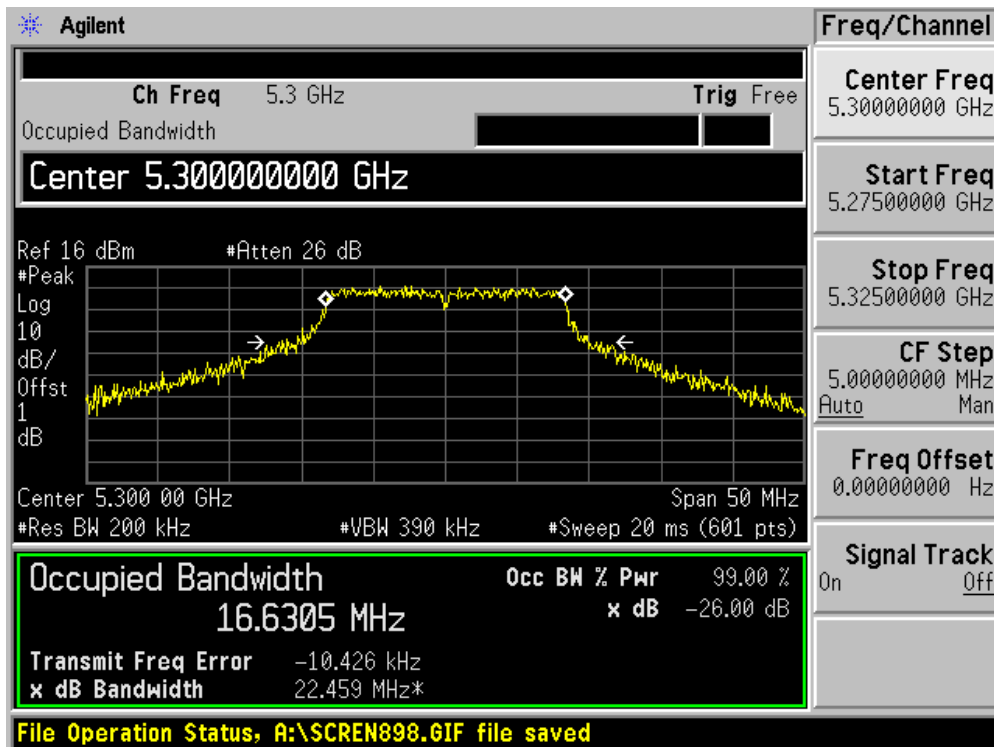
Channel 48 (5240MHz)



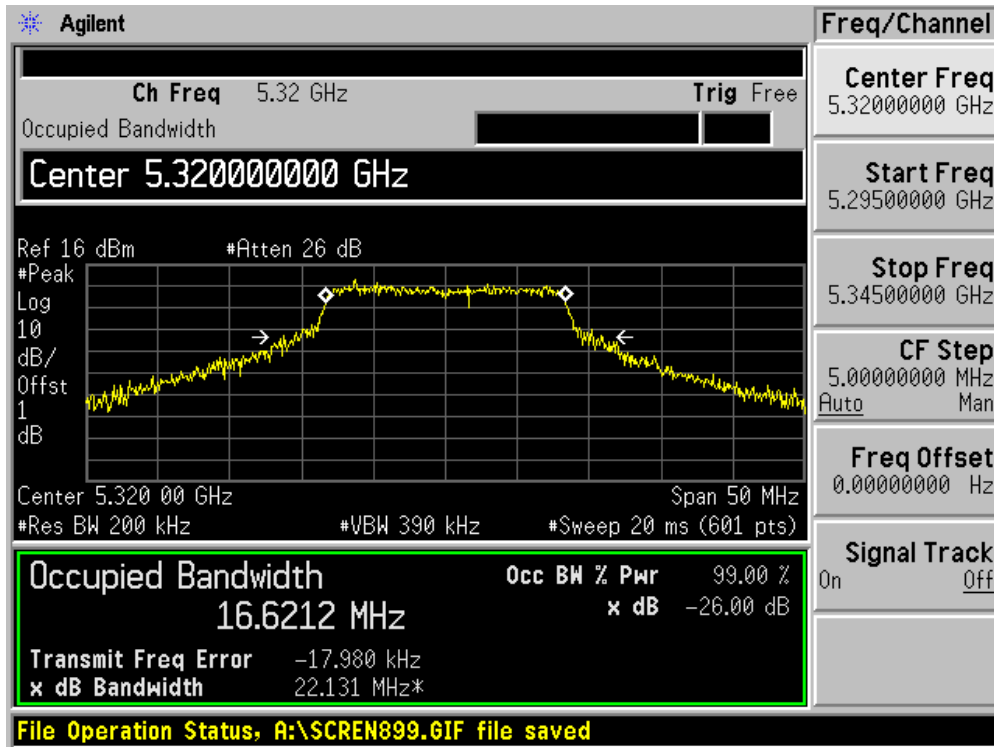
Channel 52 (5260MHz)



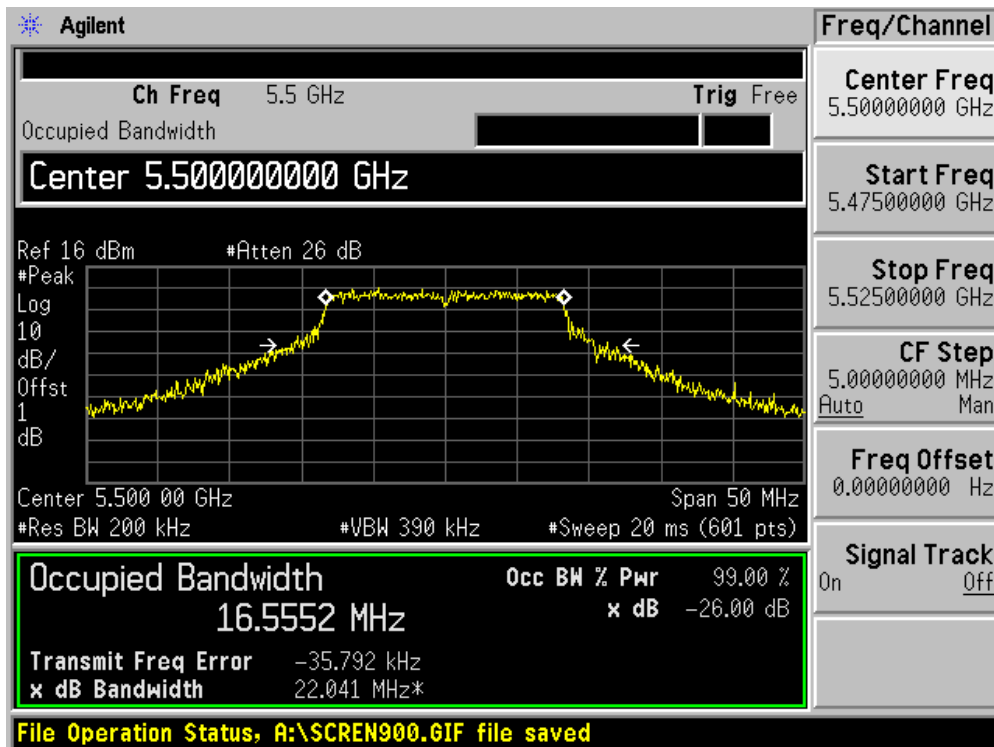
Channel 60 (5300MHz)



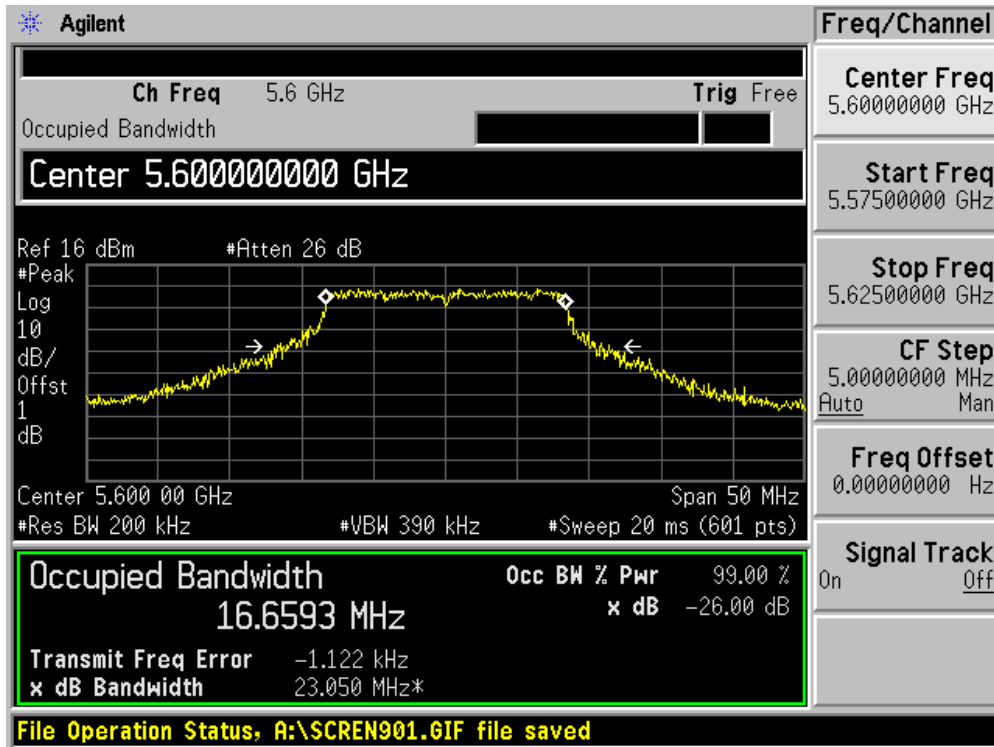
Channel 64 (5320MHz)



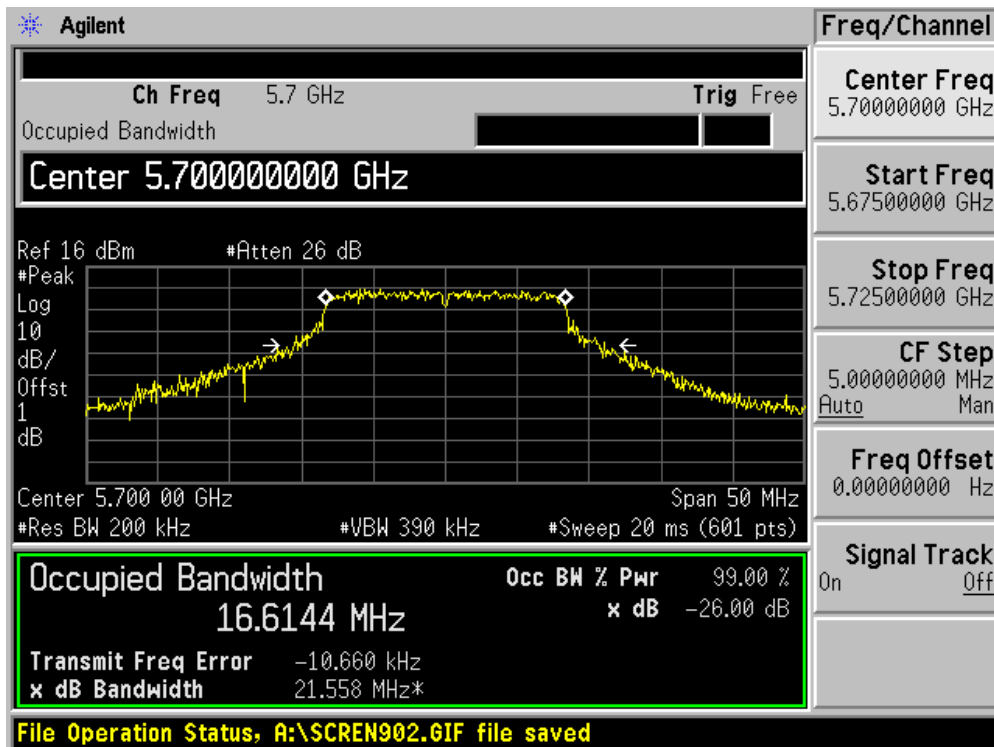
Channel 100 (5500MHz)



Channel 120 (5600MHz)



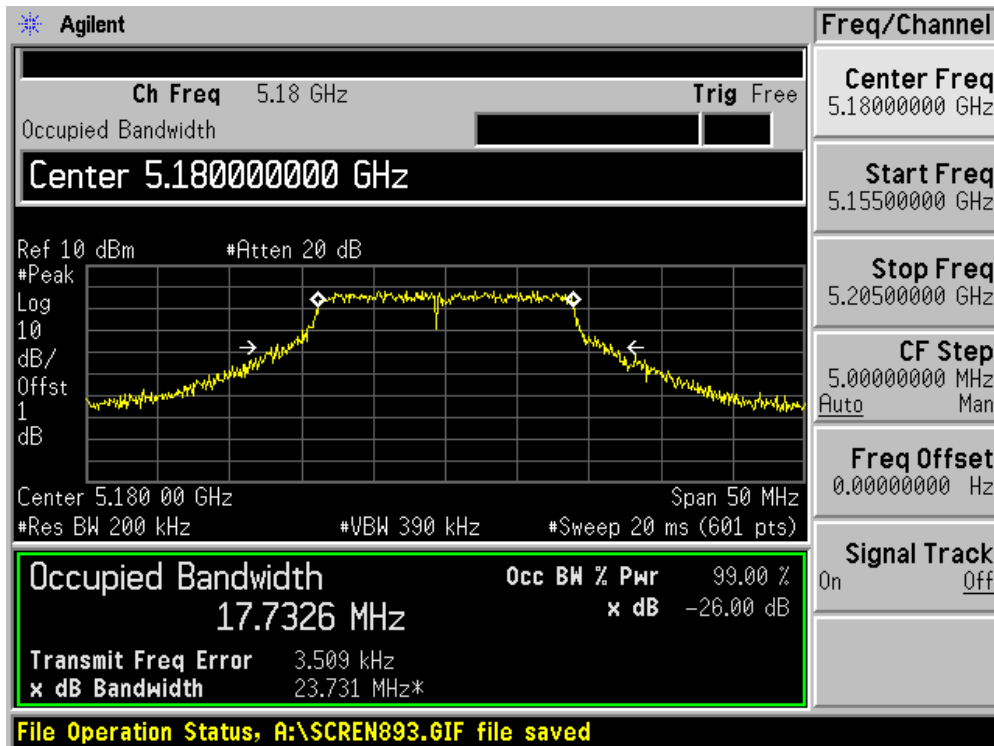
Channel 140 (5700MHz)



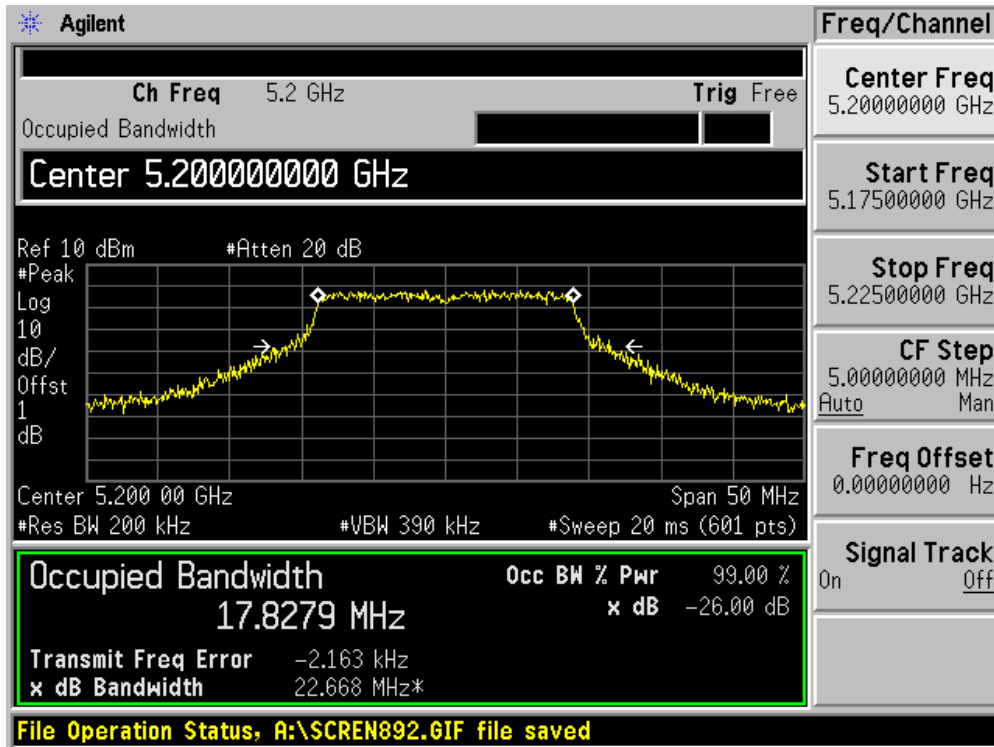
Product	:	WIRELESS-A/N 26DBM NETWORK MINI PCI ADAPTER
Test Item	:	26dB Occupied Bandwidth
Test Site	:	AC-4
Test Mode	:	Mode 2: Transmit by 802.11n (20MHz) (Chain 1X 100)

Channel No.	Frequency (MHz)	26dB Occupied Bandwidth (MHz)	Limit (MHz)	Result
36	5180	23.731	N/A	Pass
40	5200	22.668	N/A	Pass
48	5240	23.370	N/A	Pass
52	5260	22.411	N/A	Pass
60	5300	22.710	N/A	Pass
64	5320	23.459	N/A	Pass
100	5500	23.075	N/A	Pass
120	5600	23.065	N/A	Pass
140	5700	22.612	N/A	Pass

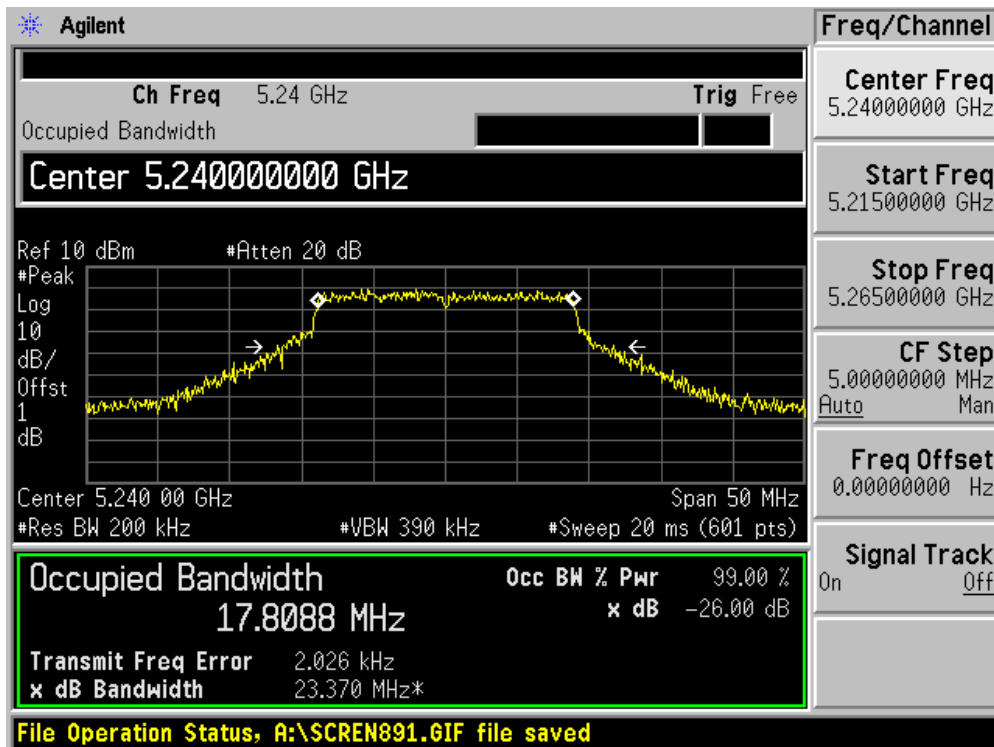
Channel 36 (5180MHz)



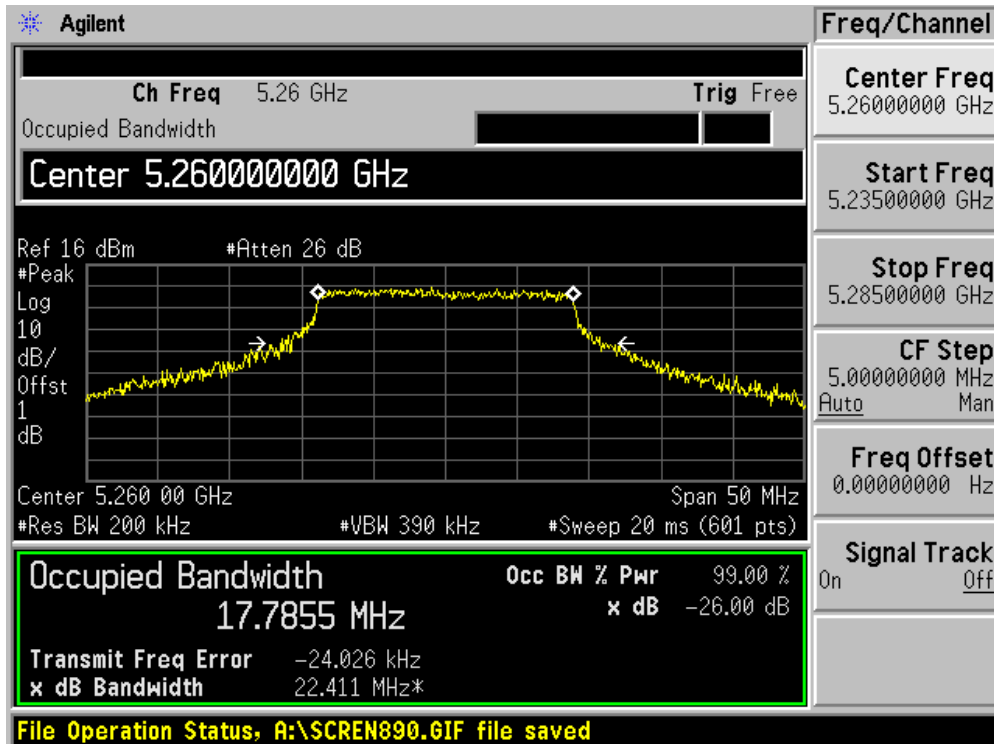
Channel 40 (5200MHz)



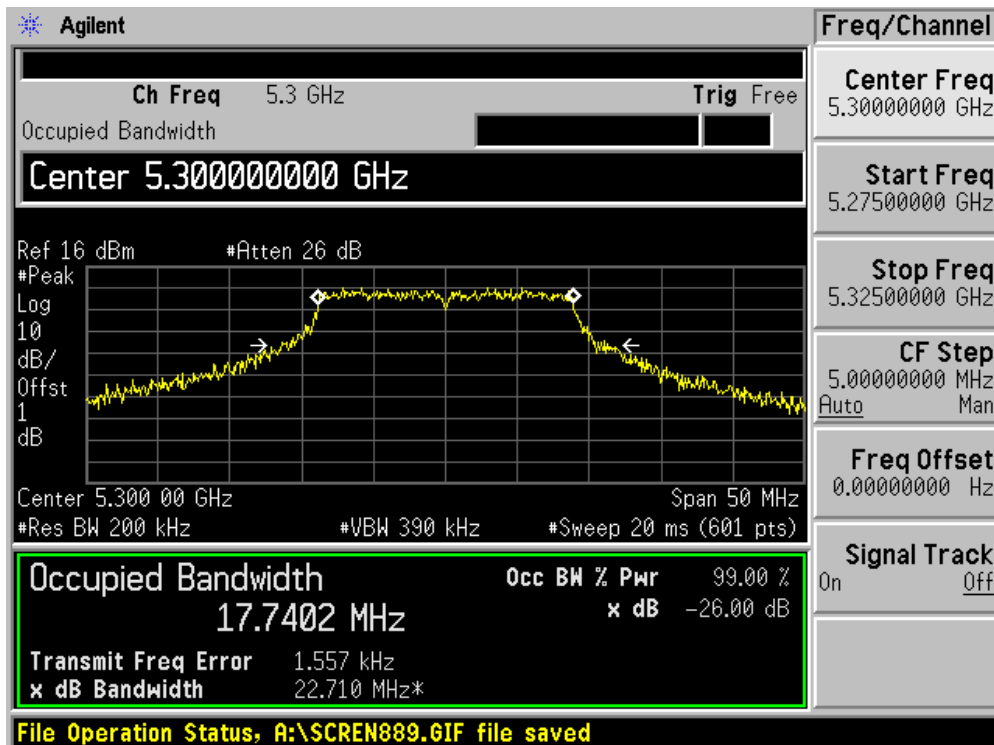
Channel 48 (5240MHz)



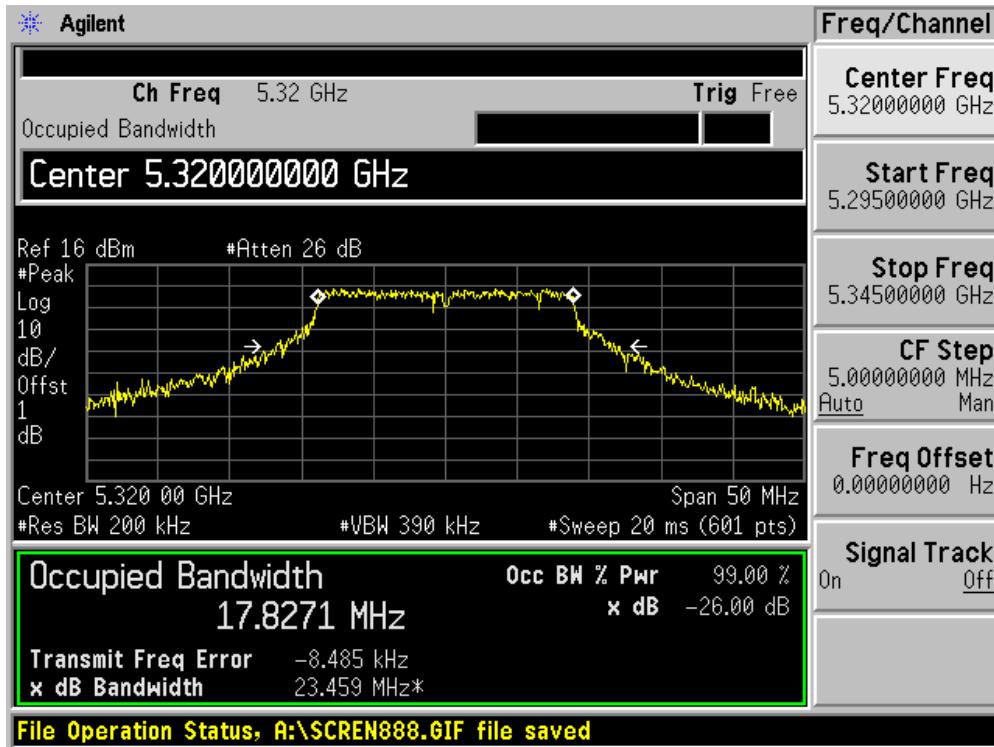
Channel 52 (5260MHz)



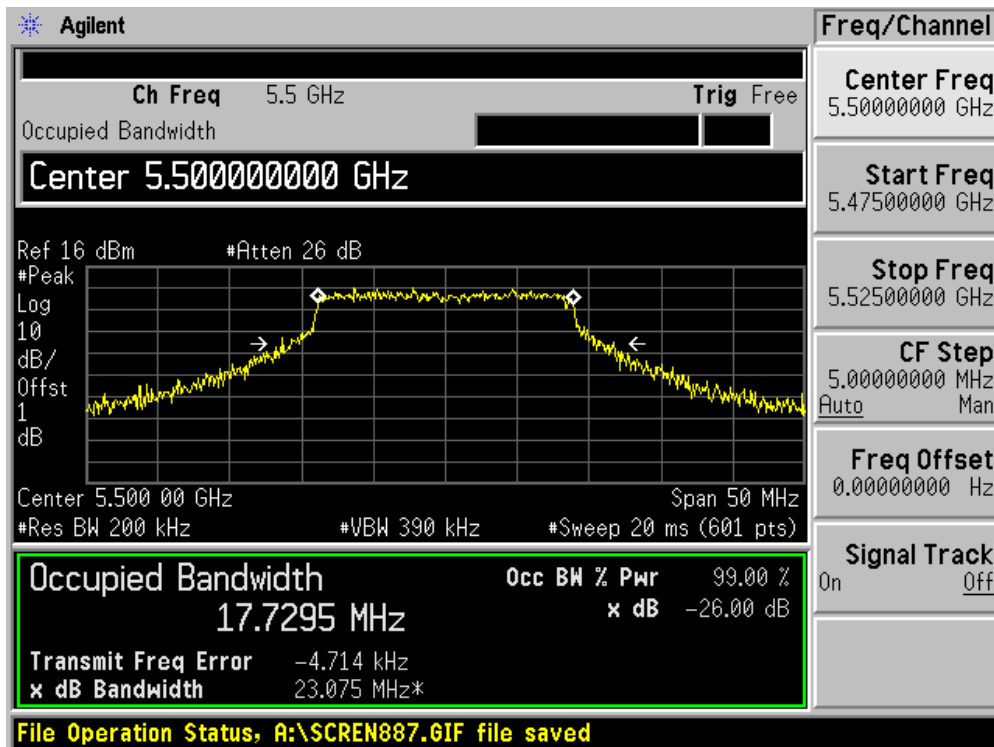
Channel 60 (5300MHz)



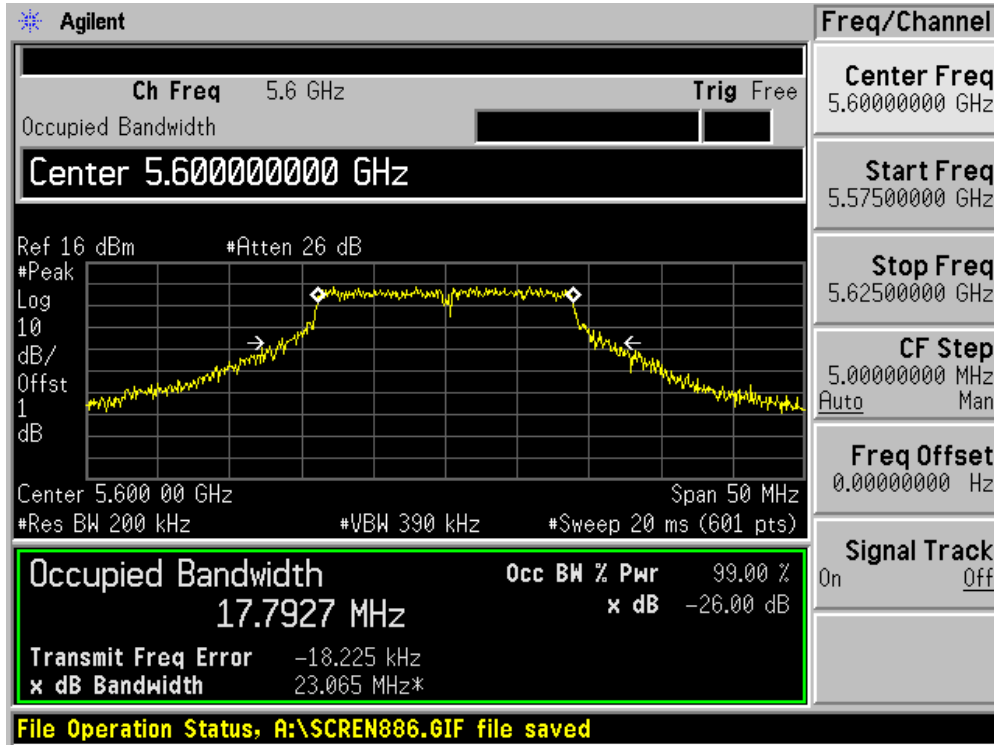
Channel 64 (5320MHz)



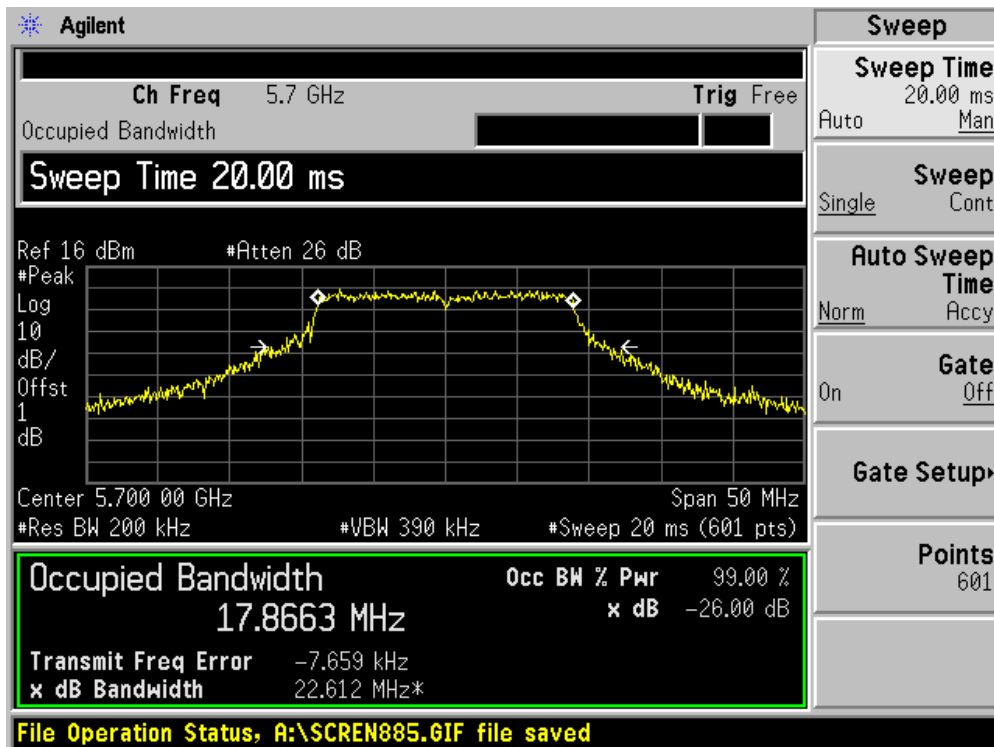
Channel 100 (5500MHz)



Channel 120 (5600MHz)



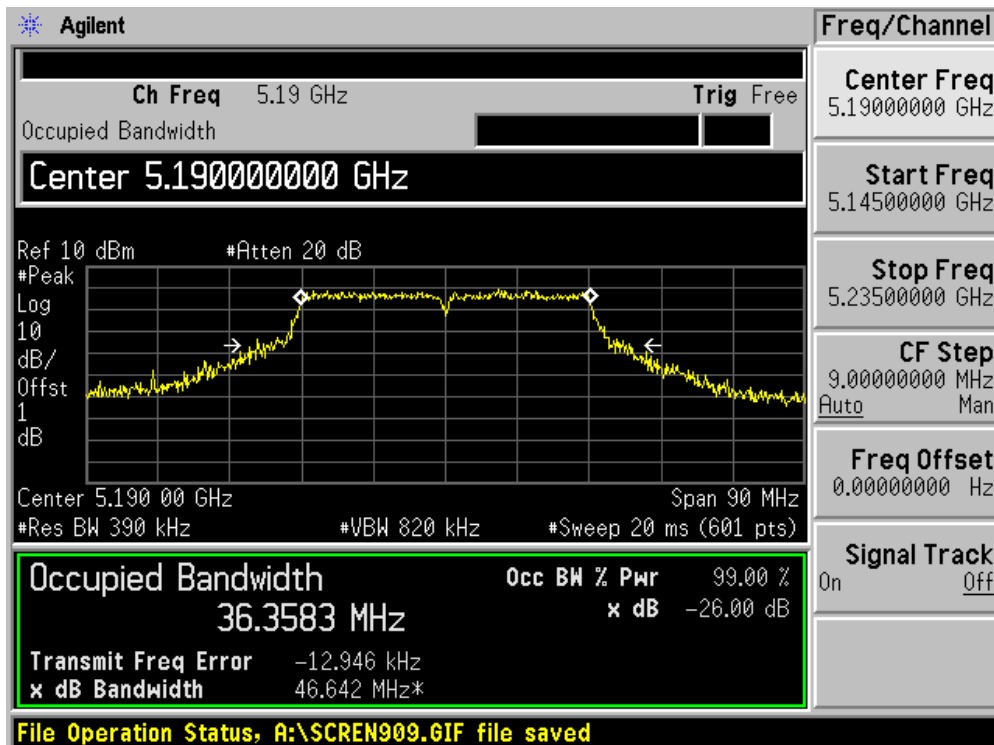
Channel 140 (5700MHz)



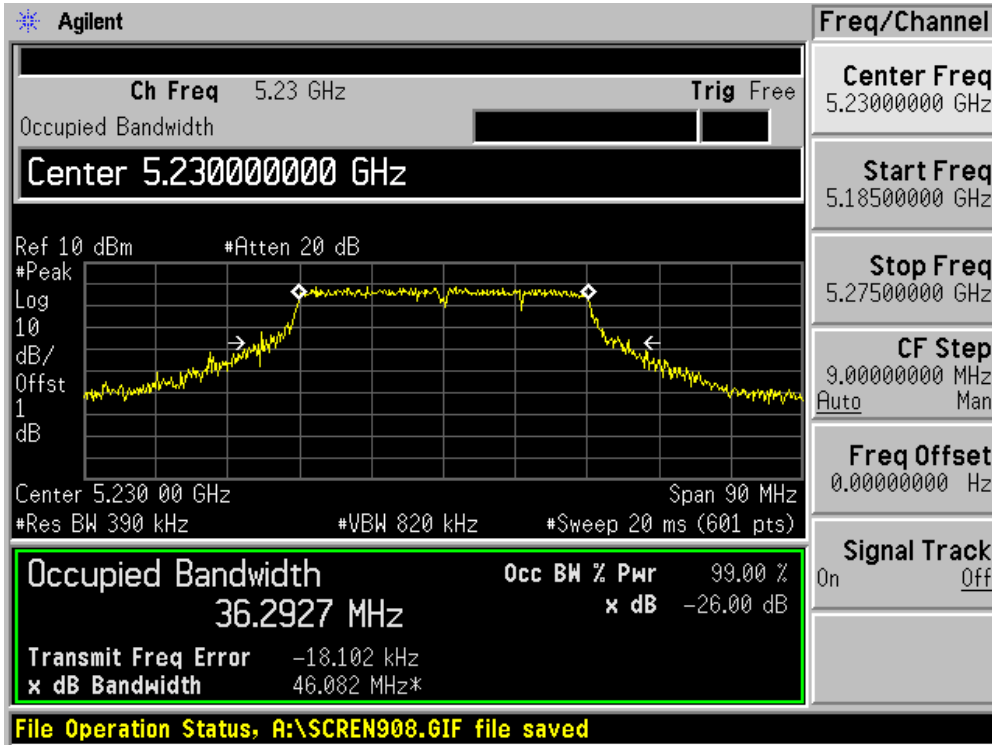
Product	:	WIRELESS-A/N 26DBM NETWORK MINI PCI ADAPTER
Test Item	:	26dB Occupied Bandwidth
Test Site	:	AC-4
Test Mode	:	Mode 3: Transmit by 802.11n (40MHz) (Chain 2X 100)

Channel No.	Frequency (MHz)	26dB Occupied Bandwidth (MHz)	Limit (MHz)	Result
38	5190	46.642	N/A	Pass
46	5230	46.082	N/A	Pass
54	5270	45.247	N/A	Pass
62	5310	44.445	N/A	Pass
102	5510	44.979	N/A	Pass
118	5590	45.311	N/A	Pass
134	5670	47.490	N/A	Pass

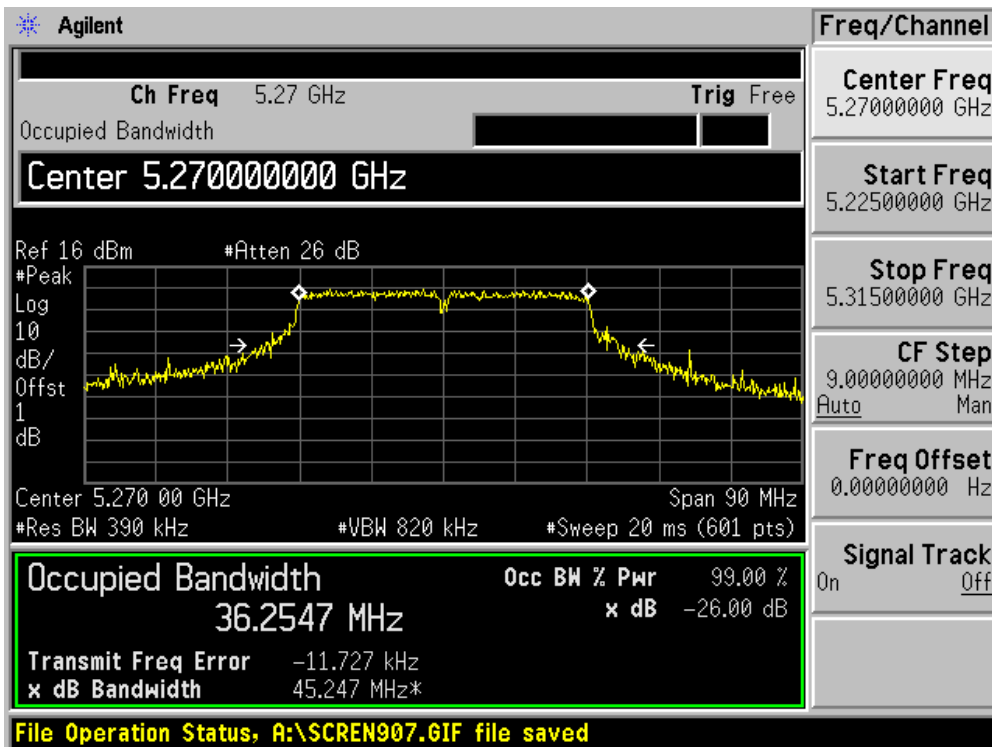
Channel 38 (5190MHz)



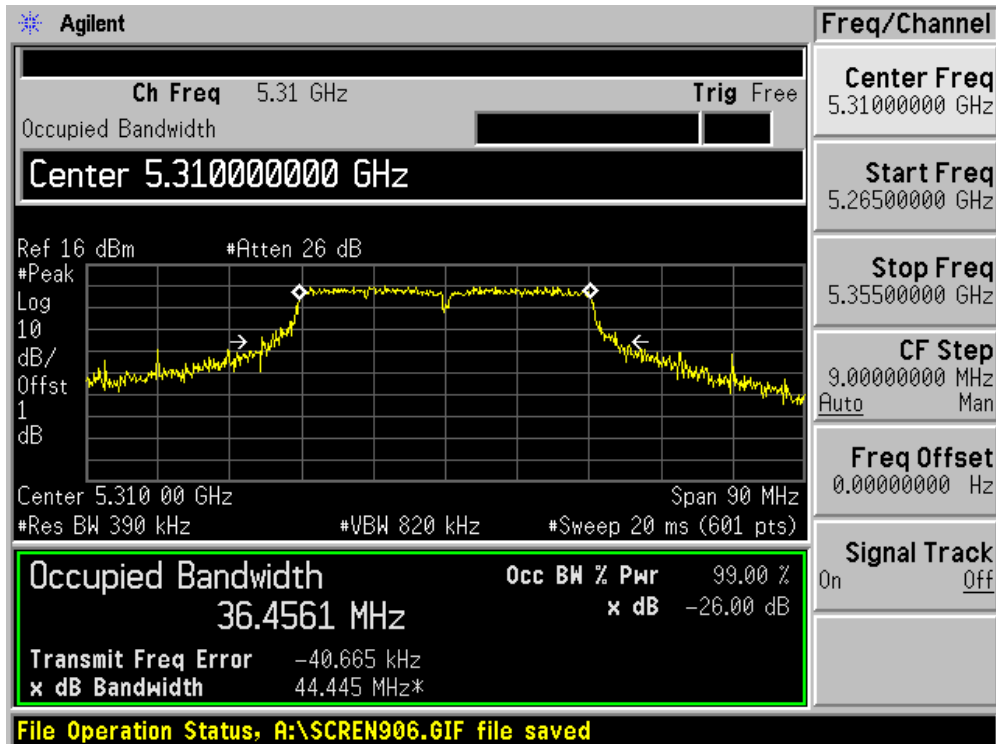
Channel 46 (5230MHz)



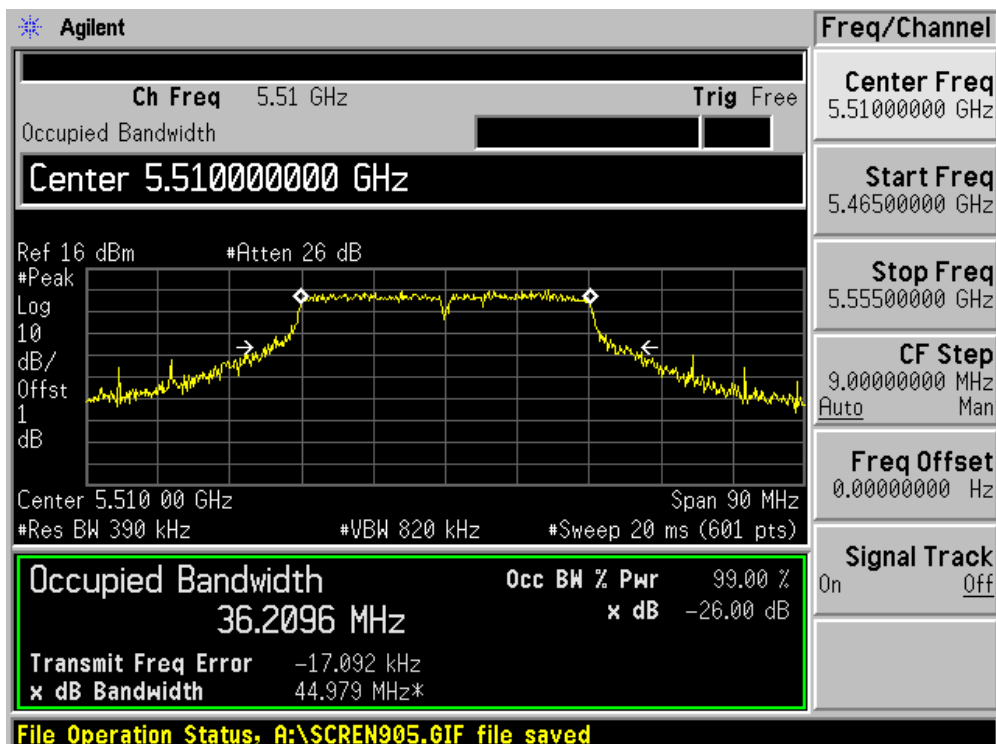
Channel 54 (5270MHz)



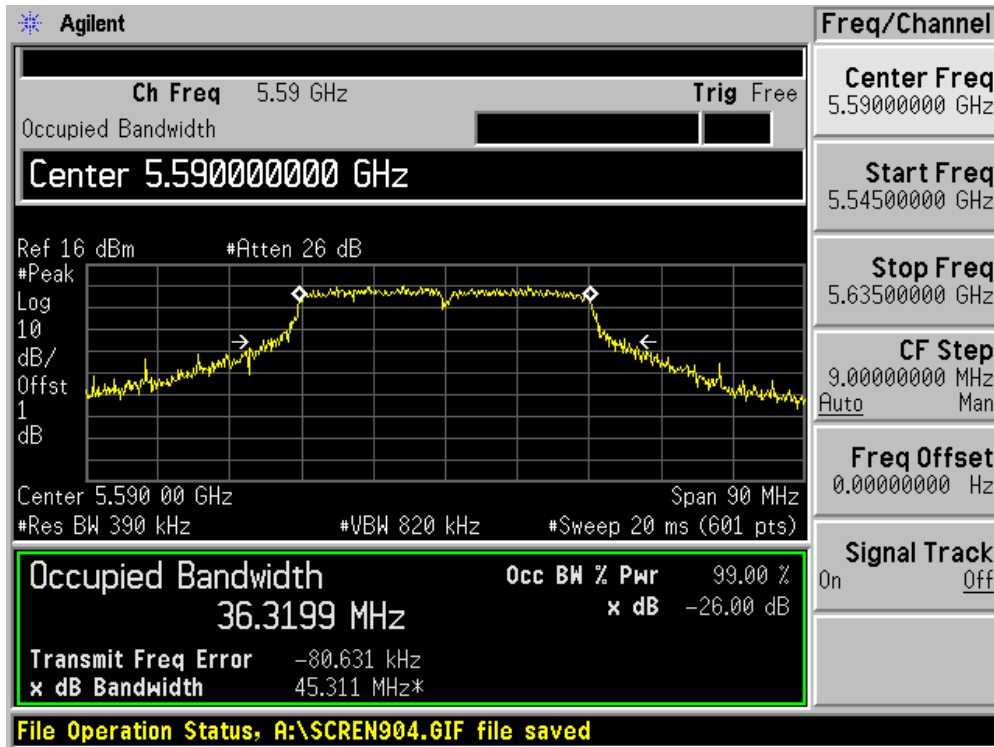
Channel 62 (5310MHz)



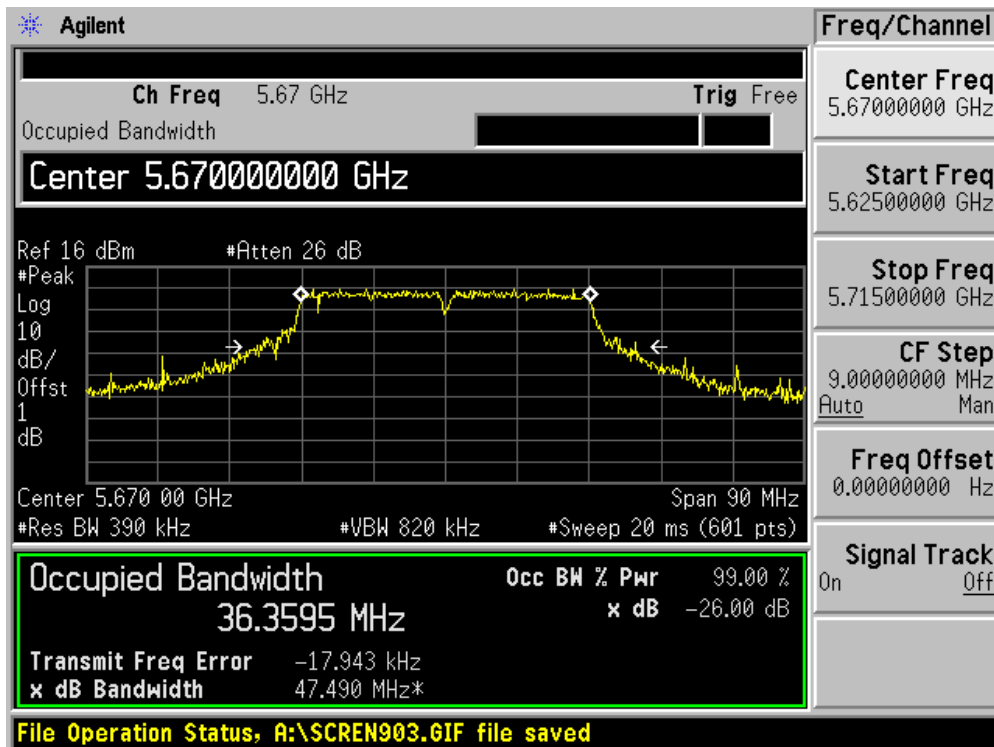
Channel 102 (5510MHz)



Channel 118 (5590MHz)



Channel 134 (5670MHz)



7. Power Output

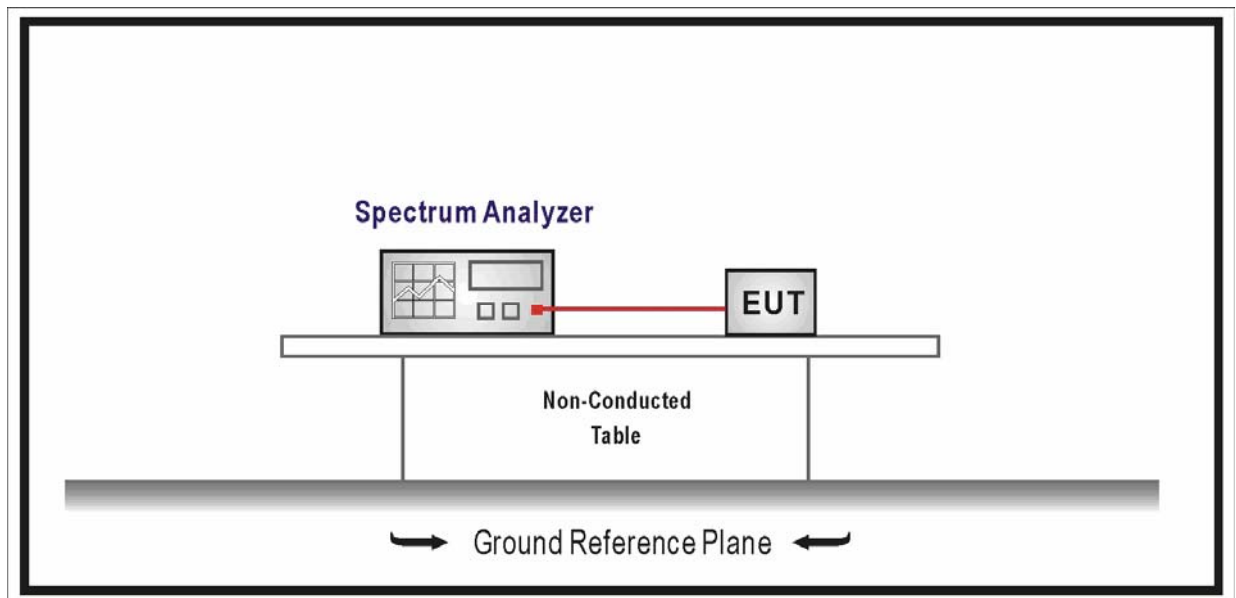
7.1. Test Equipment

Power Output / AC-4

Instrument	Manufacturer	Type No.	Serial No.	Cal. Date
Spectrum Analyzer	Agilent	E4446A	MY45300103	2008/06/11
Coaxial Cable	Huber+Suhner	AC4-RF	09	2008/11/24
Temperature/Humidity Meter	zhicheng	ZC1-2	QT-TH007	2008/03/09

Note: All equipments are calibrated with traceable calibrations. Each calibration is traceable to the national or international standards.

7.2. Test Setup



7.3. Limit

- For the band 5.15-5.25 GHz, the maximum conducted output power over the frequency band of operation shall not exceed the lesser of 50 mW or $4 \text{ dBm} + 10 \log B$, where B is the 26 dB emission bandwidth in MHz. If transmitting antenna of directional gain greater than 6 dBi are used, the maximum conducted output power shall be reduced by the amount in dB that directional gain of the antenna exceeds 6 dBi.
- For the band 5.25-5.35 GHz and 5.47-5.725 GHz bands, the maximum conducted output power over the frequency bands of operation shall not exceed the lesser of 250 mW or $11 \text{ dBm} + 10 \log B$, where B is the 26 dB emission bandwidth in megahertz. If transmitting

antenna of directional gain greater than 6 dBi are used, the maximum conducted output power shall be reduced by the amount in dB that directional gain of the antenna exceeds 6 dBi.

- For the band 5.725-5.825 GHz, the maximum conducted output power over the frequency band of operation shall not exceed the lesser of 1 W or $17 \text{ dBm} + 10 \log B$, where B is the 26 dB emission bandwidth in MHz. If transmitting antenna of directional gain greater than 6 dBi are used, the maximum conducted output power shall be reduced by the amount in dB that directional gain of the antenna exceeds 6 dBi. However, fixed point-to-point U-NII devices operating in this band may employ transmitting antennas with directional gain up to 23 dBi without any corresponding reduction in the transmitter peak output power. For fixed, point-to-point U-NII transmitters that employ a directional antenna gain greater than 23 dBi, a 1 dB reduction in peak transmitter power for each 1 dB of antenna gain in excess of 23 dBi would be required.

7.4. Test Procedure

The EUT was tested according to FCC Public Notice DA 02-2138, August 30, 2002 for compliance to FCC 47CFR 15.407 requirements.

Power output measurement allowed per Section 15.407(a).

In the following, “T” is the transmission pulse duration over which the transmitter is on and transmitting at its maximum power control level. Measurements are performed with a spectrum analyzer. Three methods are provided to accommodate measurement limitations of the spectrum analyzer depending on signal parameters. Set resolution bandwidth (RBW) = 1 MHz. Set span to encompass the entire emission bandwidth (EBW) of the signal. Use automatic setting for analyzer sweep time. Check the sweep time to determine which procedure to use.

As “T” \geq sweep time, the test procedure will be used as following:

- Set span to encompass the entire emission bandwidth (EBW) of the signal.
- Set RBW = 1 MHz.
- Set VBW \geq 3 MHz.
- Use sample detector mode if bin width (i.e., span/number of points in spectrum display) < 0.5 RBW. Otherwise use peak detector mode
- Use a video trigger with the trigger level set to enable triggering only on full power pulses. Transmitter must operate at full control power for entire sweep of every sweep. If the device transmits continuously, with no off intervals or reduced power intervals, the trigger may be set to “free run”.
- Trace average 100 traces in power averaging mode.
- Compute power by integrating the spectrum across the 26 dB EBW of the signal. The integration can be performed using the spectrum analyzer’s band power measurement

function with band limits set equal to the EBW band edges or by summing power levels in each 1 MHz band in linear power terms. The 1 MHz band power levels to be summed can be obtained by averaging, in linear power terms, power levels in each frequency bin across the 1 MHz.

7.5. Uncertainty

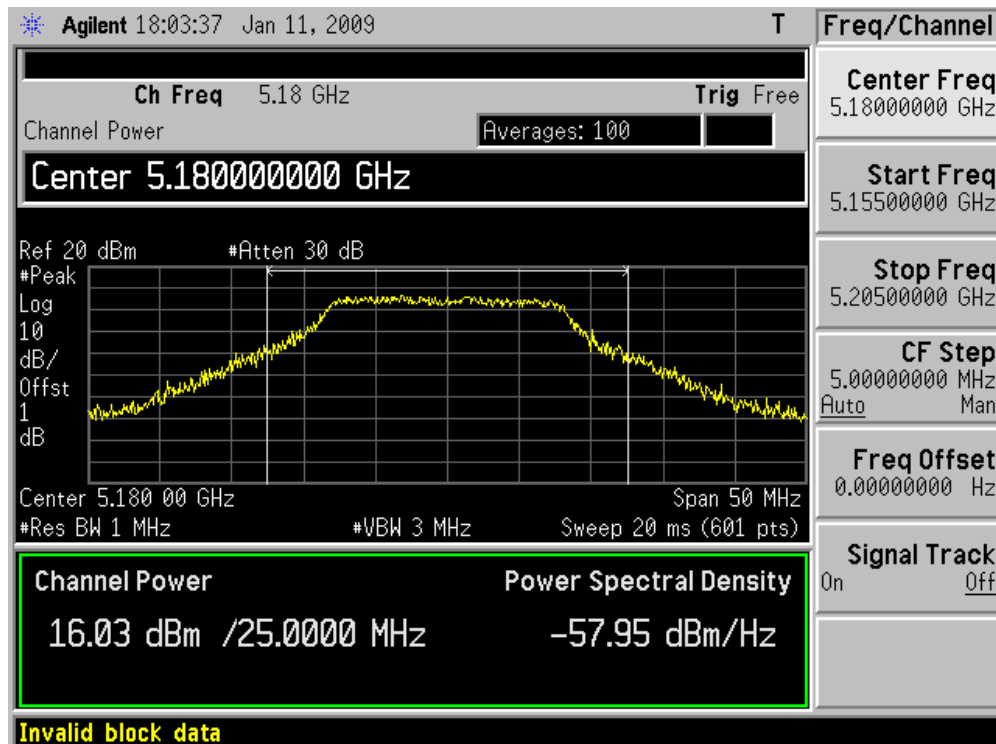
The measurement uncertainty is defined as ± 1.27 dB

7.6. Test Result

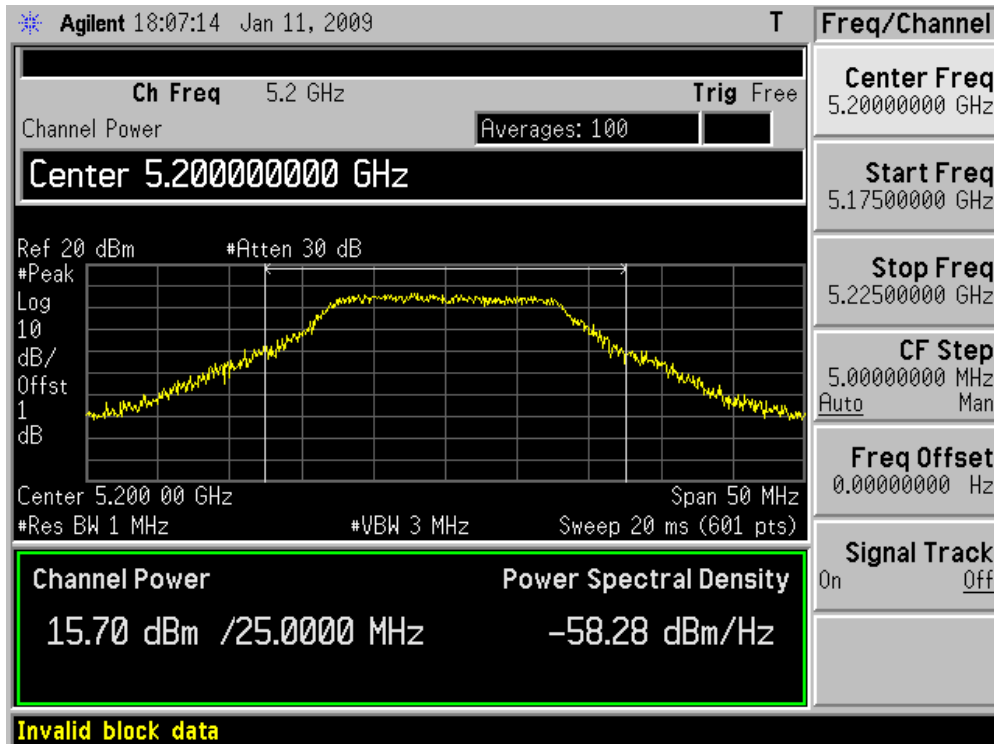
Product	:	WIRELESS-A/N 26DBM NETWORK MINI PCI ADAPTER
Test Item	:	Power Output
Test Site	:	AC-4
Test Mode	:	Mode 1: Transmit by 802.11a (Chain 1X 010)

Channel No.	Frequency (MHz)	Measurement Power Output (dBm)		Total Power (dBm)	Limit (dBm)	Result
		Chain 010	Chain 100			
36	5180	16.03	N/A	16.03	17.00	Pass
40	5200	15.70	N/A	15.70	17.00	Pass
48	5240	16.20	N/A	16.20	17.00	Pass
52	5260	22.79	N/A	22.79	24.00	Pass
60	5300	22.41	N/A	22.41	24.00	Pass
64	5320	22.11	N/A	22.11	24.00	Pass
100	5500	22.86	N/A	22.86	24.00	Pass
120	5600	22.38	N/A	22.38	24.00	Pass
140	5700	22.81	N/A	22.81	24.00	Pass

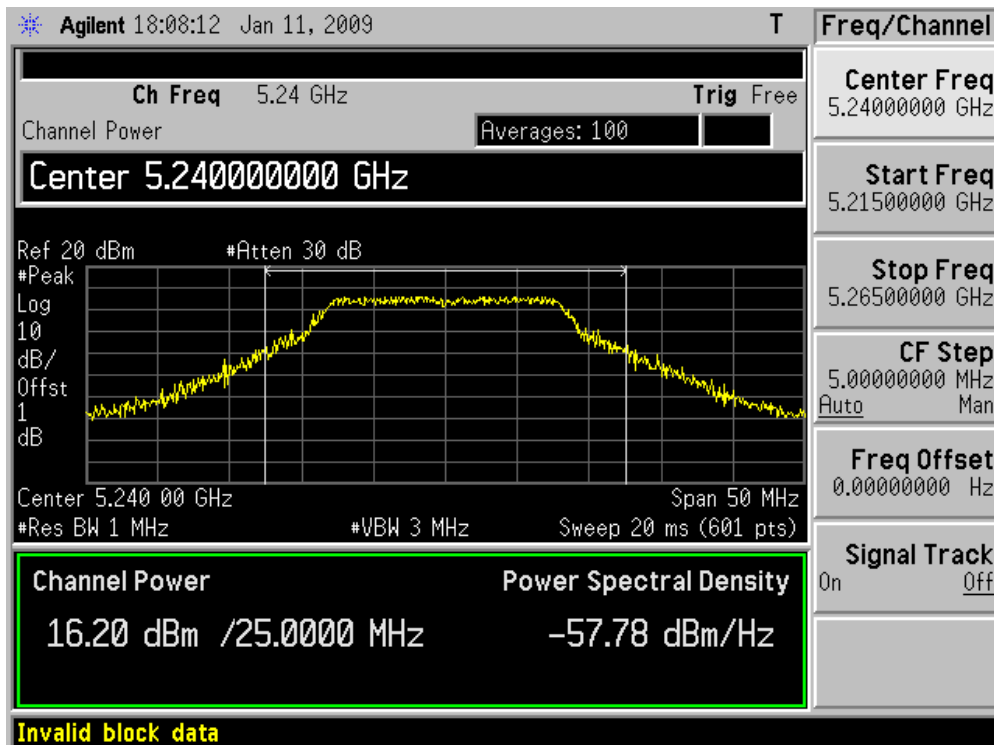
Channel 36 (5180MHz)



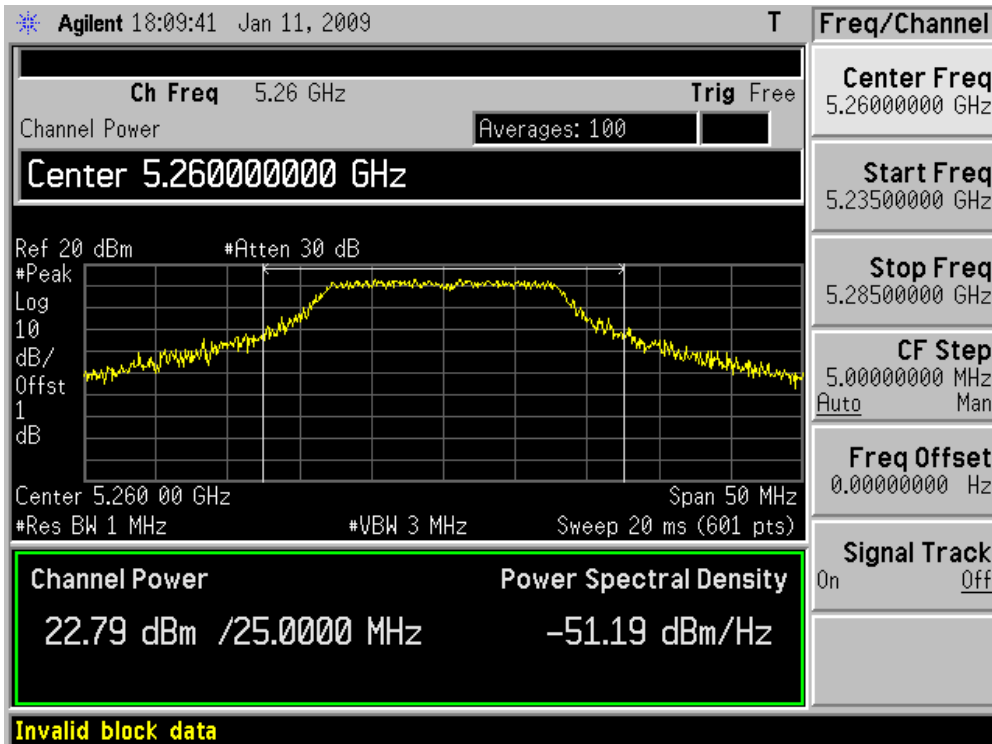
Channel 40 (5200MHz)



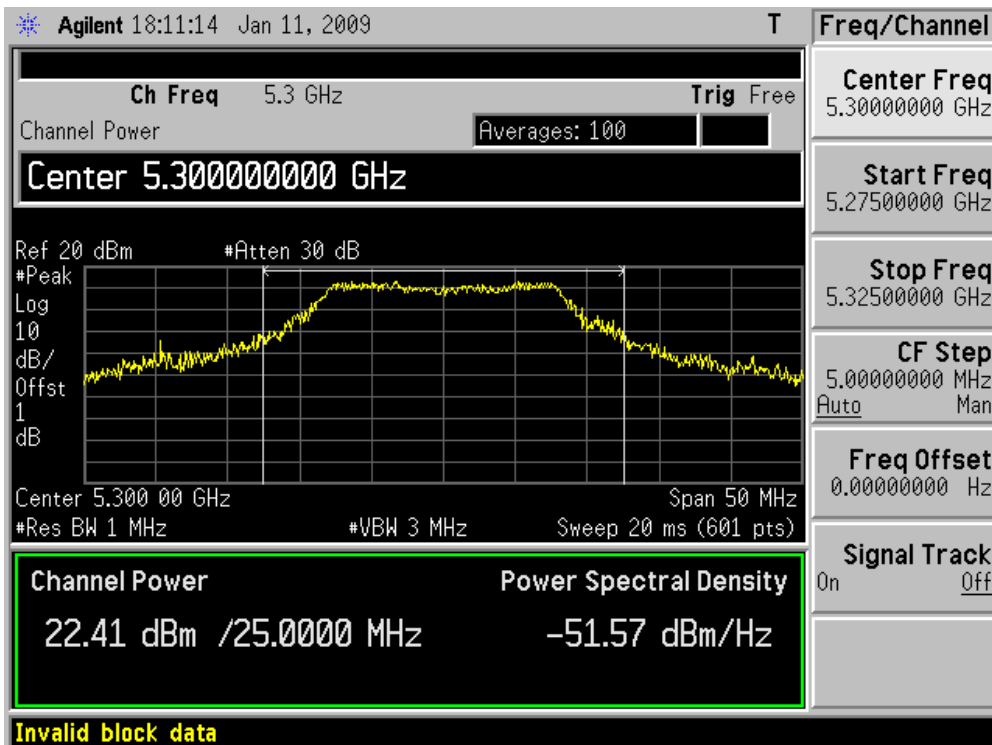
Channel 48 (5240MHz)



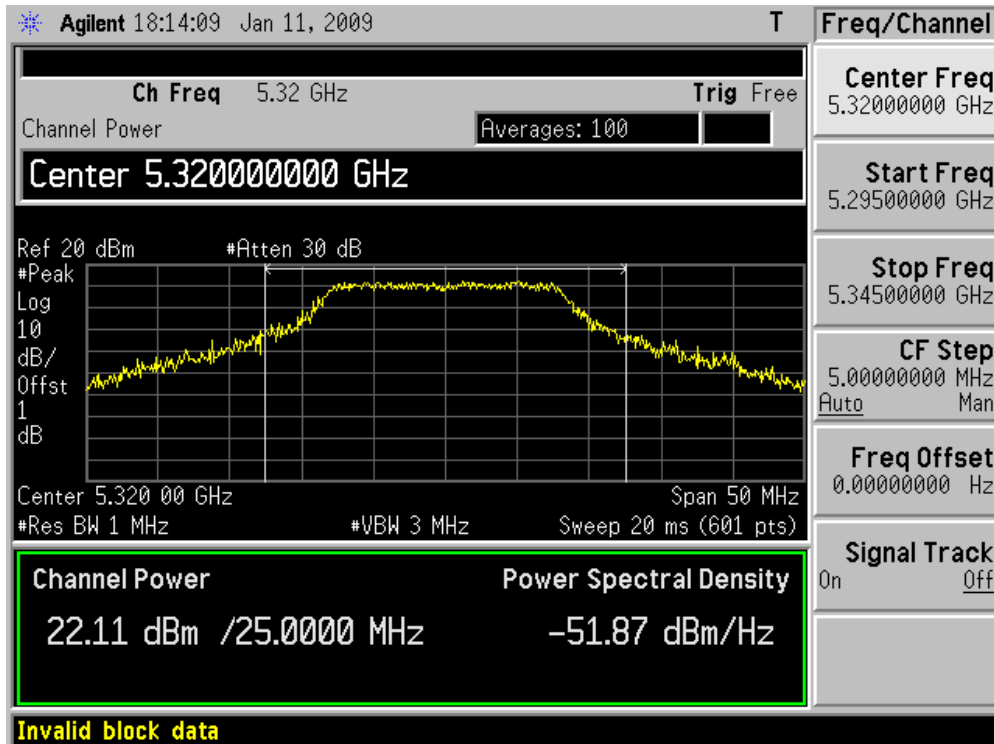
Channel 52 (5260MHz)



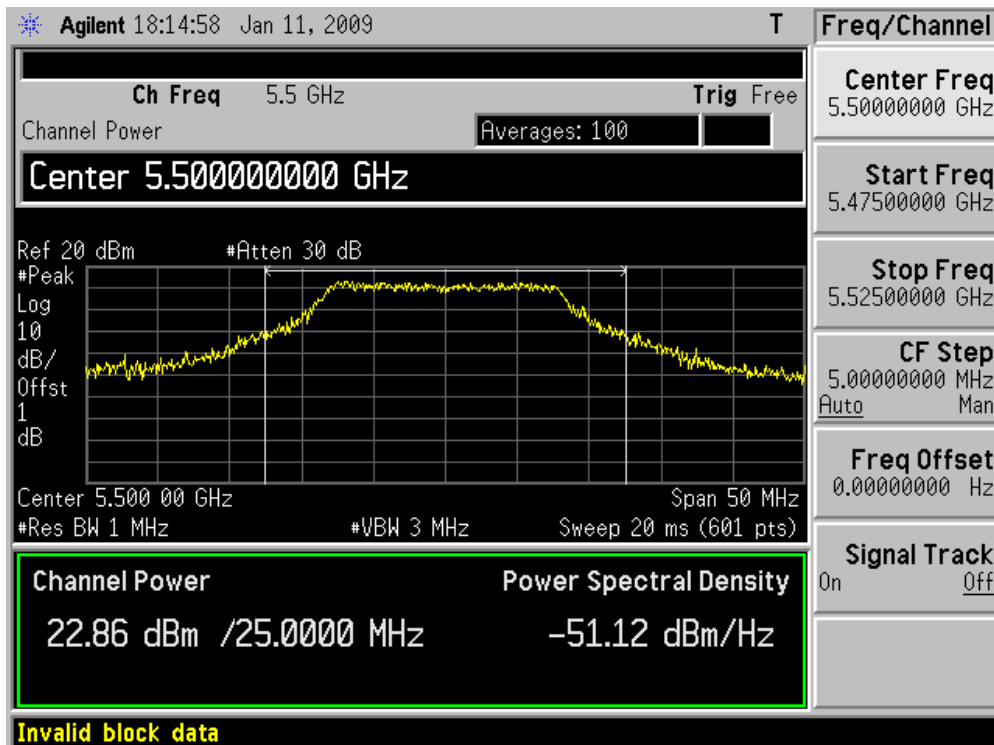
Channel 60 (5300MHz)



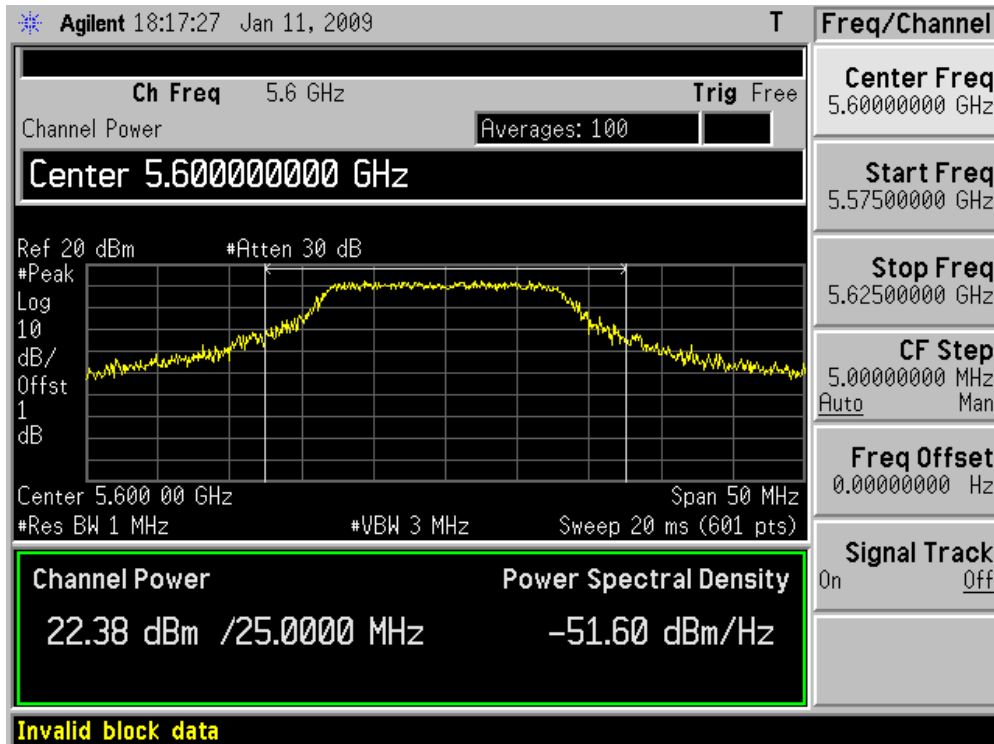
Channel 64 (5320MHz)



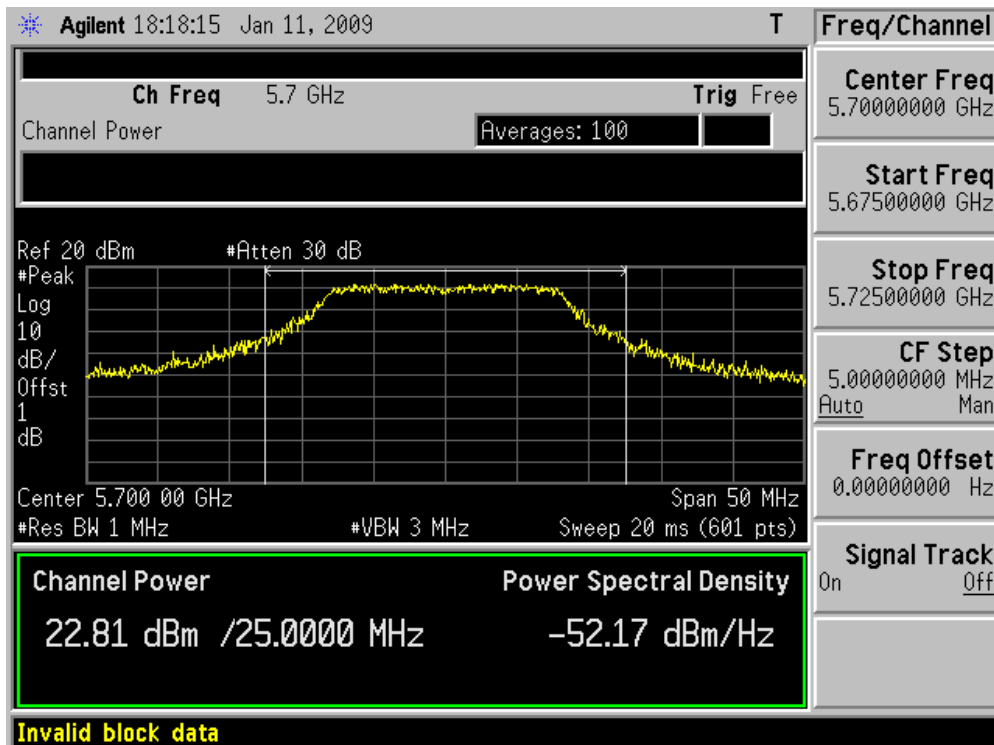
Channel 100 (5500MHz)



Channel 120 (5600MHz)



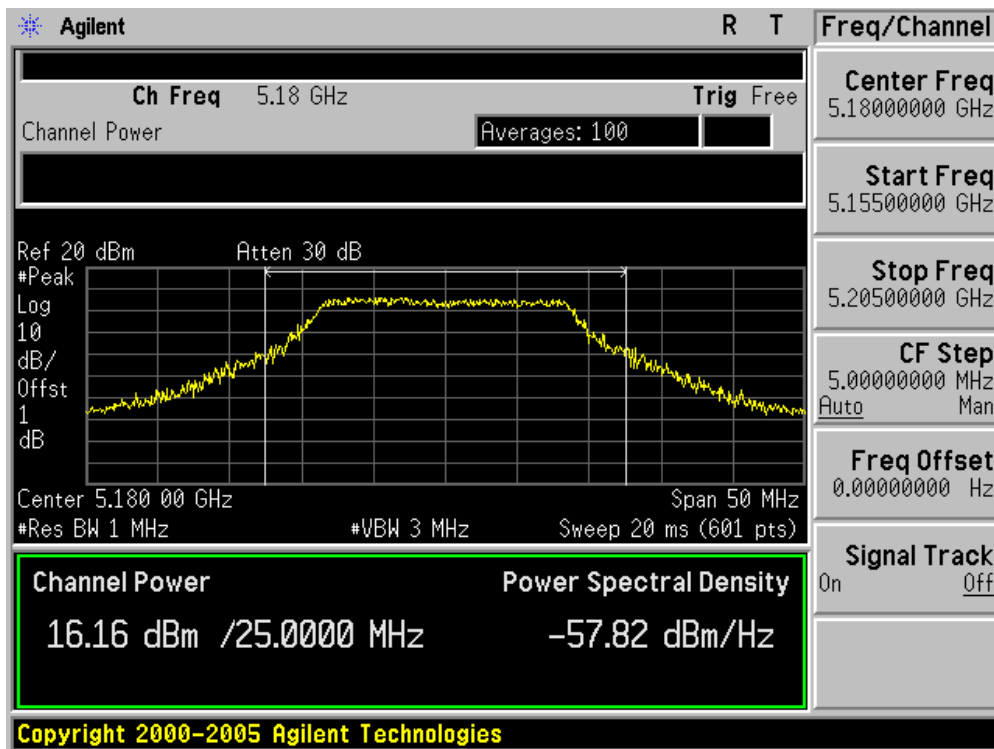
Channel 140 (5700MHz)



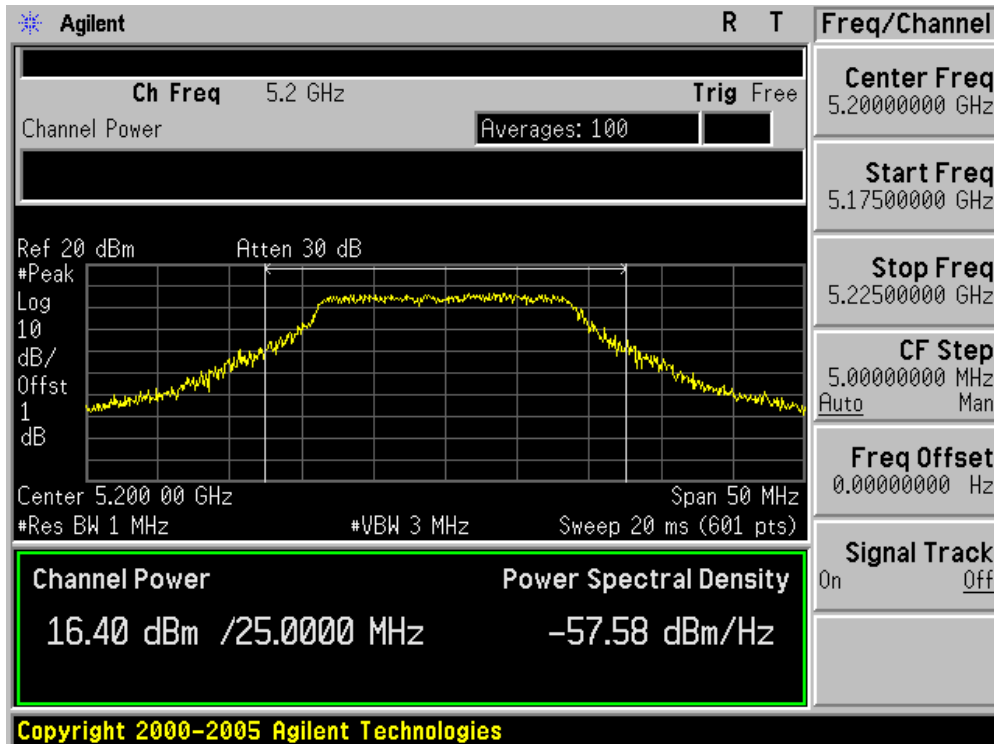
Product	:	WIRELESS-A/N 26DBM NETWORK MINI PCI ADAPTER
Test Item	:	Power Output
Test Site	:	AC-4
Test Mode	:	Mode 2: Transmit by 802.11n (20MHz) (Chain 1X 010)

Channel No.	Frequency (MHz)	Measurement Power Output (dBm)		Total Power (dBm)	Limit (dBm)	Result
		Chain 010	Chain 100			
36	5180	16.16	N/A	16.16	17.00	Pass
40	5200	16.40	N/A	16.40	17.00	Pass
48	5240	16.30	N/A	16.30	17.00	Pass
52	5260	22.47	N/A	22.47	24.00	Pass
60	5300	22.91	N/A	22.91	24.00	Pass
64	5320	22.72	N/A	22.72	24.00	Pass
100	5500	22.52	N/A	22.52	24.00	Pass
120	5600	22.82	N/A	22.82	24.00	Pass
140	5700	22.96	N/A	22.96	24.00	Pass

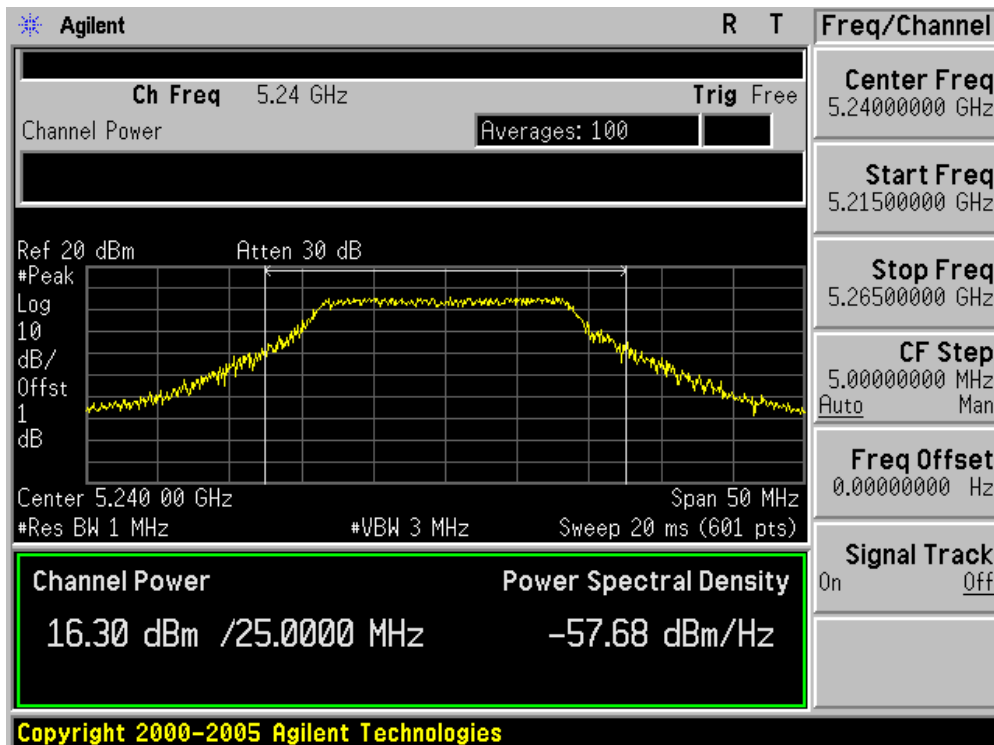
Channel 36 (5180MHz)



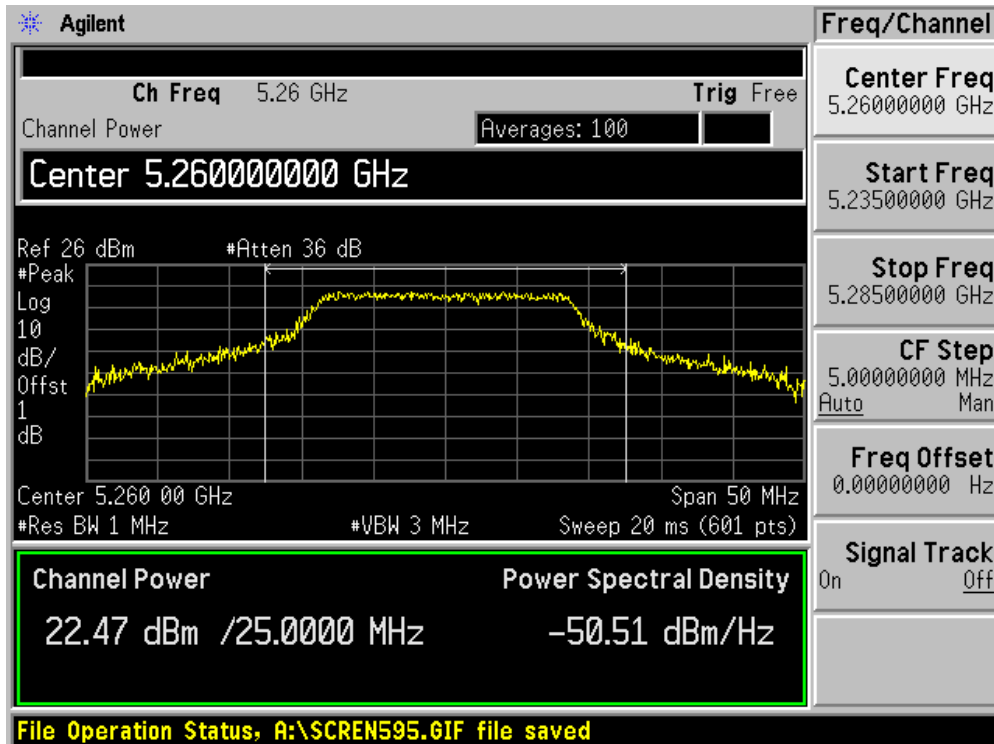
Channel 40 (5200MHz)



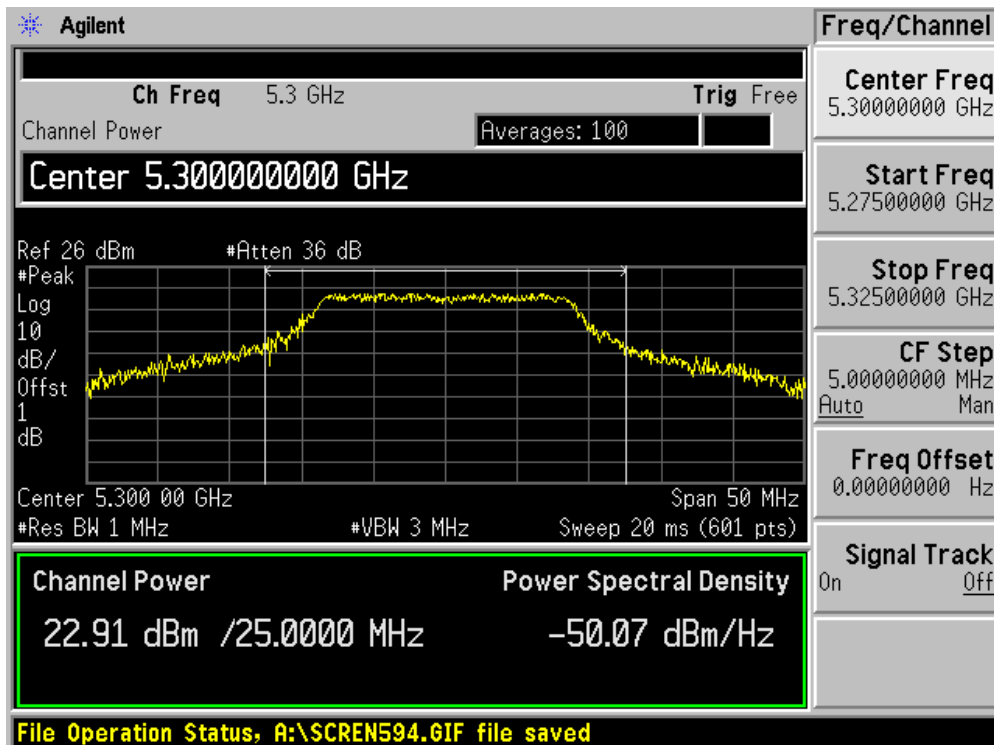
Channel 48 (5240MHz)



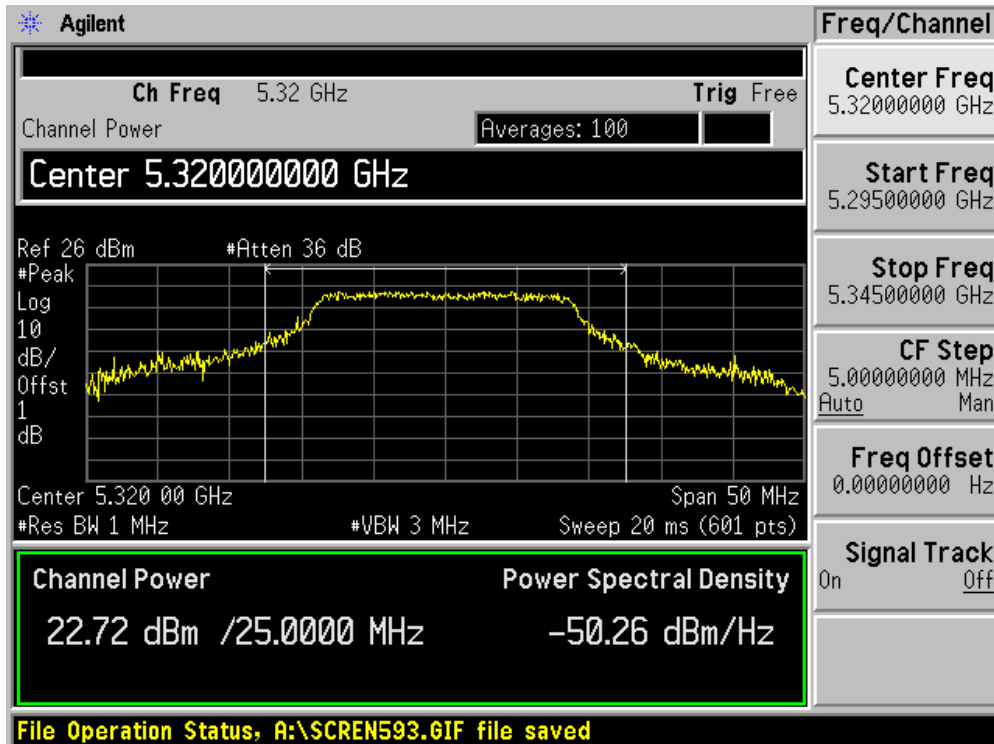
Channel 52 (5260MHz)



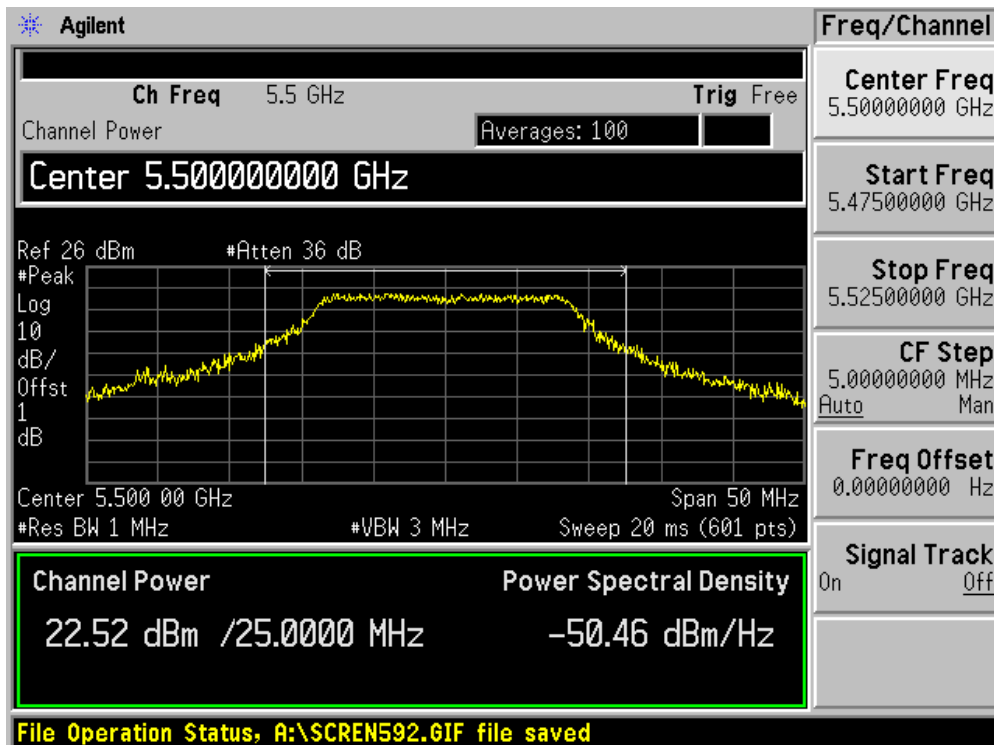
Channel 60 (5300MHz)



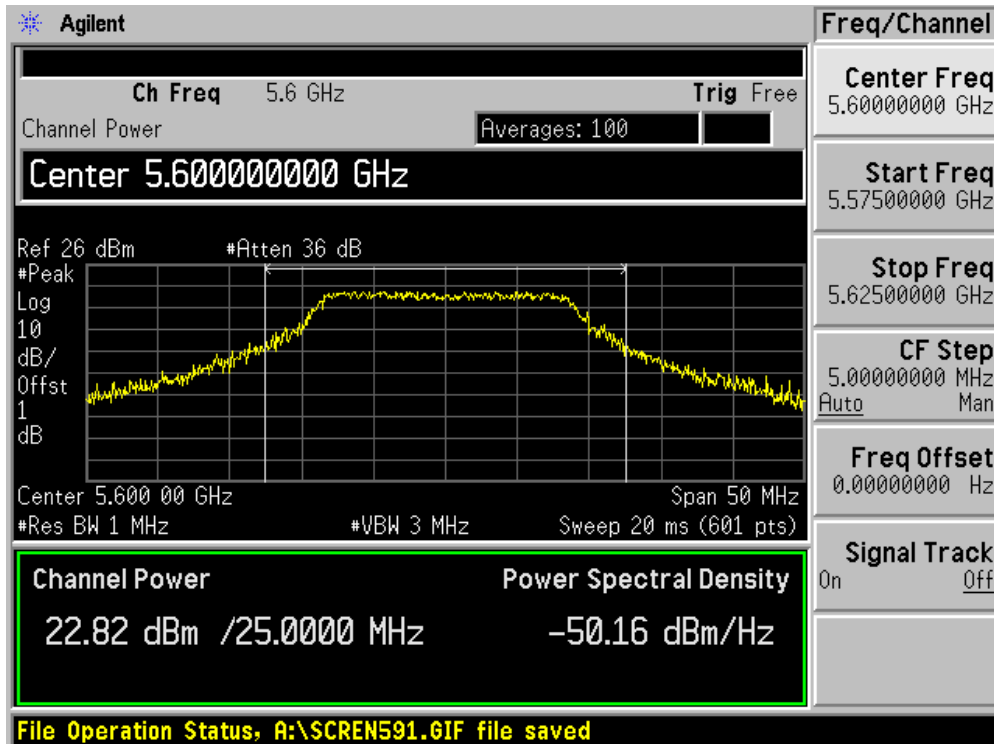
Channel 64 (5320MHz)



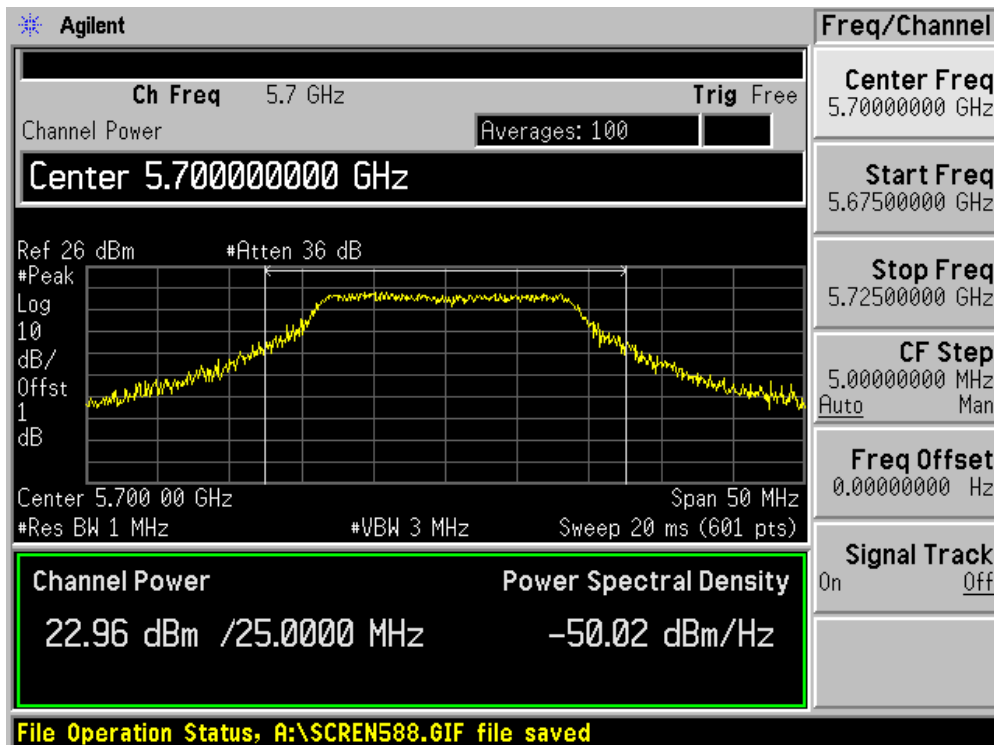
Channel 100 (5500MHz)



Channel 120 (5600MHz)



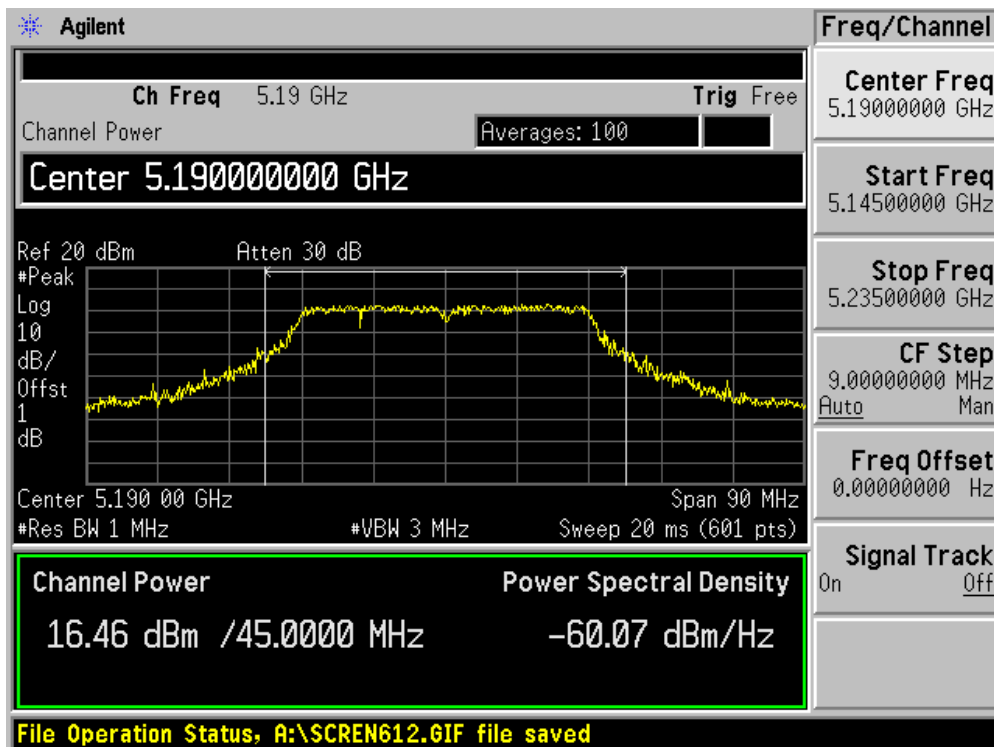
Channel 140 (5700MHz)



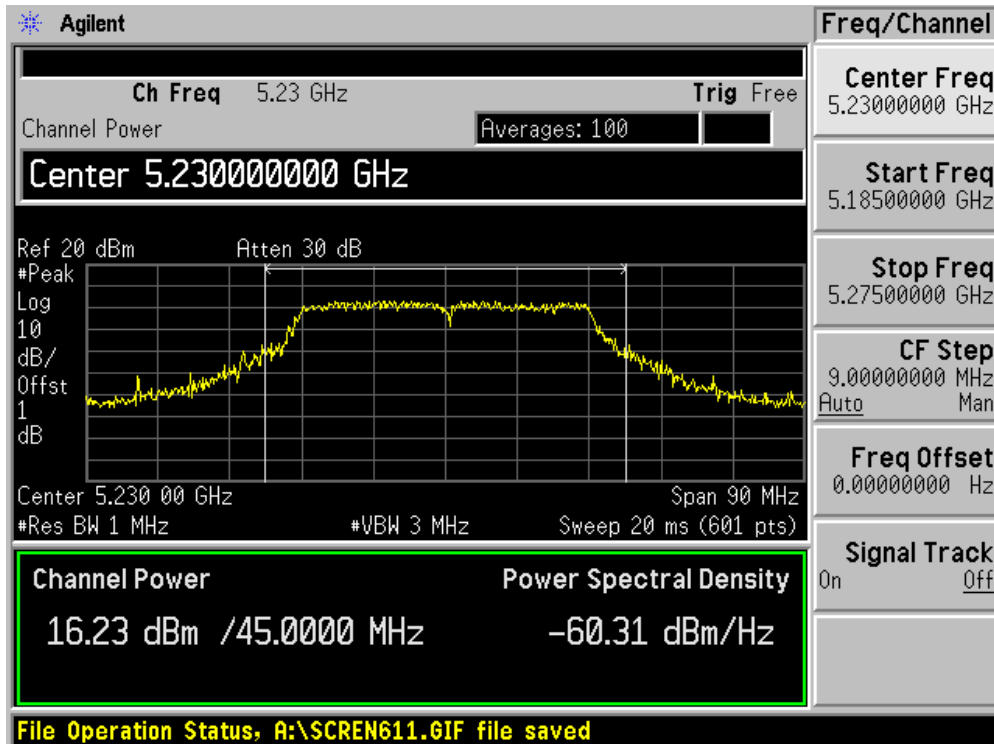
Product	:	WIRELESS-A/N 26DBM NETWORK MINI PCI ADAPTER
Test Item	:	Power Output
Test Site	:	AC-4
Test Mode	:	Mode 3: Transmit by 802.11n (40MHz) (Chain 1X 010)

Channel No.	Frequency (MHz)	Measurement Power Output (dBm)		Total Power (dBm)	Limit (dBm)	Result
		Chain 010	Chain 100			
38	5190	16.46	N/A	16.46	17.00	Pass
46	5230	16.23	N/A	16.23	17.00	Pass
54	5270	22.71	N/A	23.71	24.00	Pass
62	5310	22.70	N/A	23.70	24.00	Pass
102	5510	22.45	N/A	23.45	24.00	Pass
118	5590	22.59	N/A	23.59	24.00	Pass
134	5670	22.60	N/A	23.60	24.00	Pass

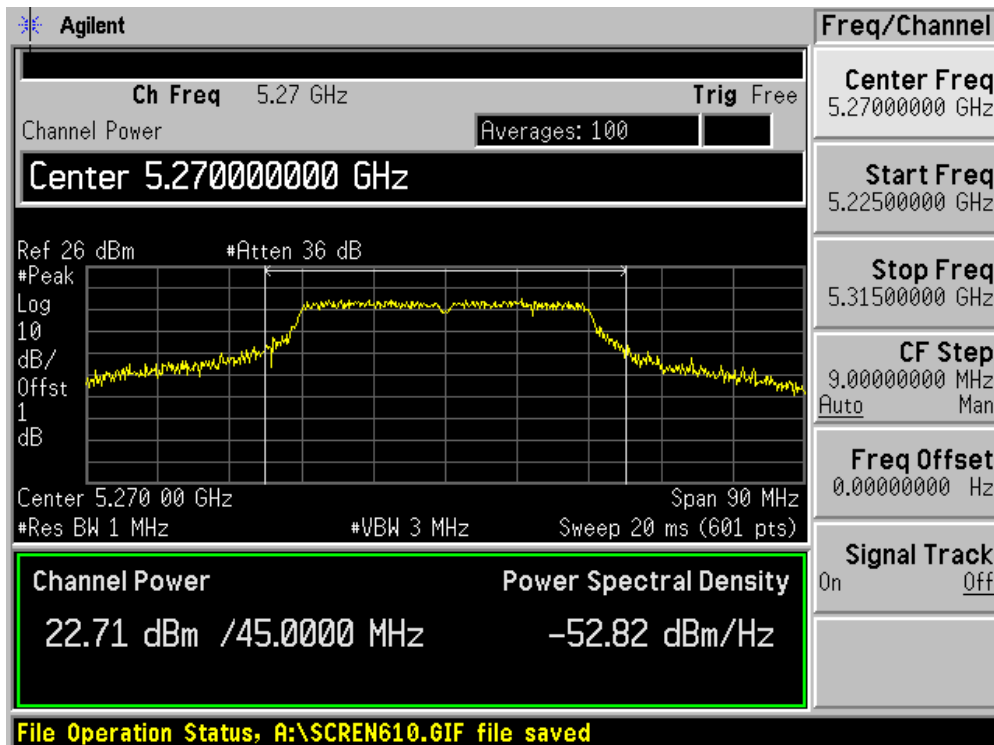
Channel 38 (5190MHz)



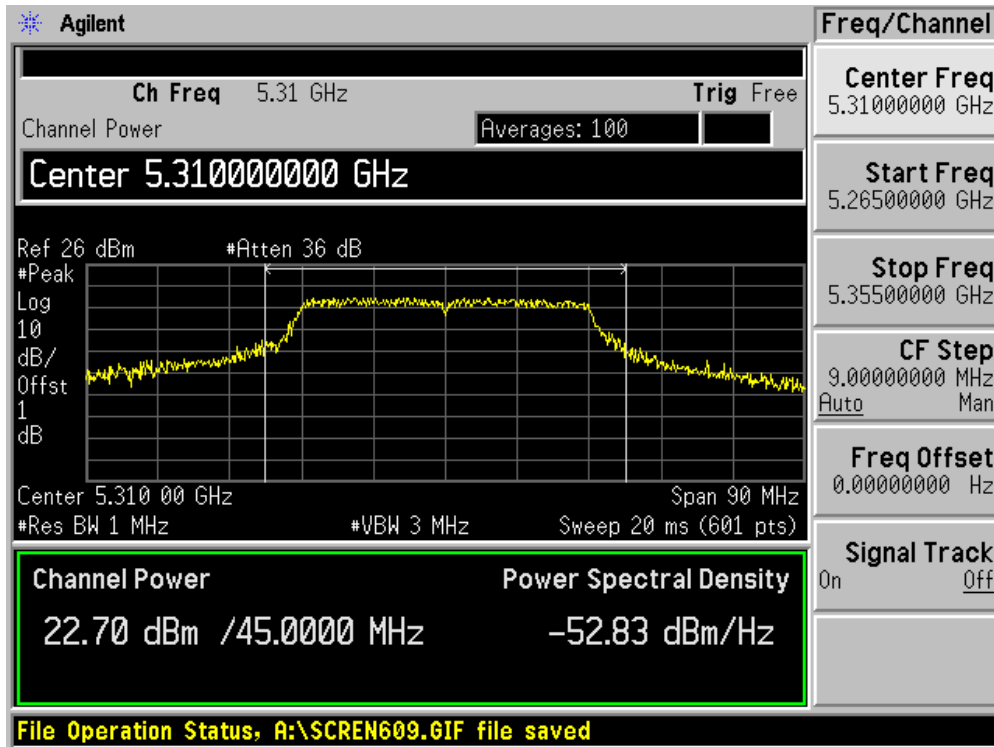
Channel 46 (5230MHz)



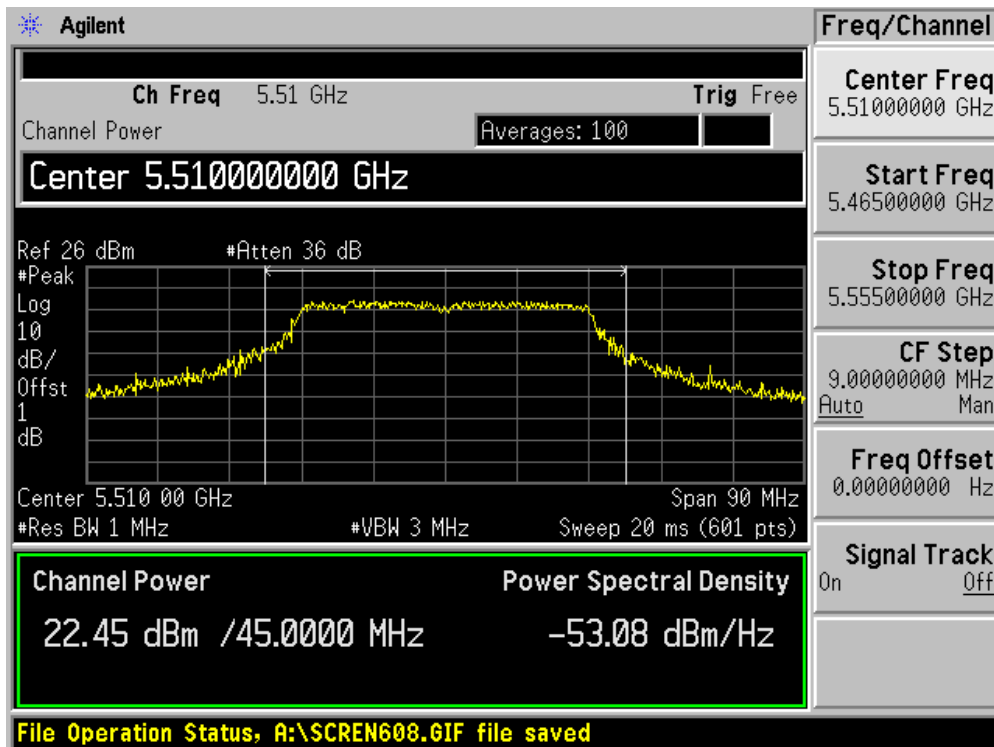
Channel 54 (5270MHz)



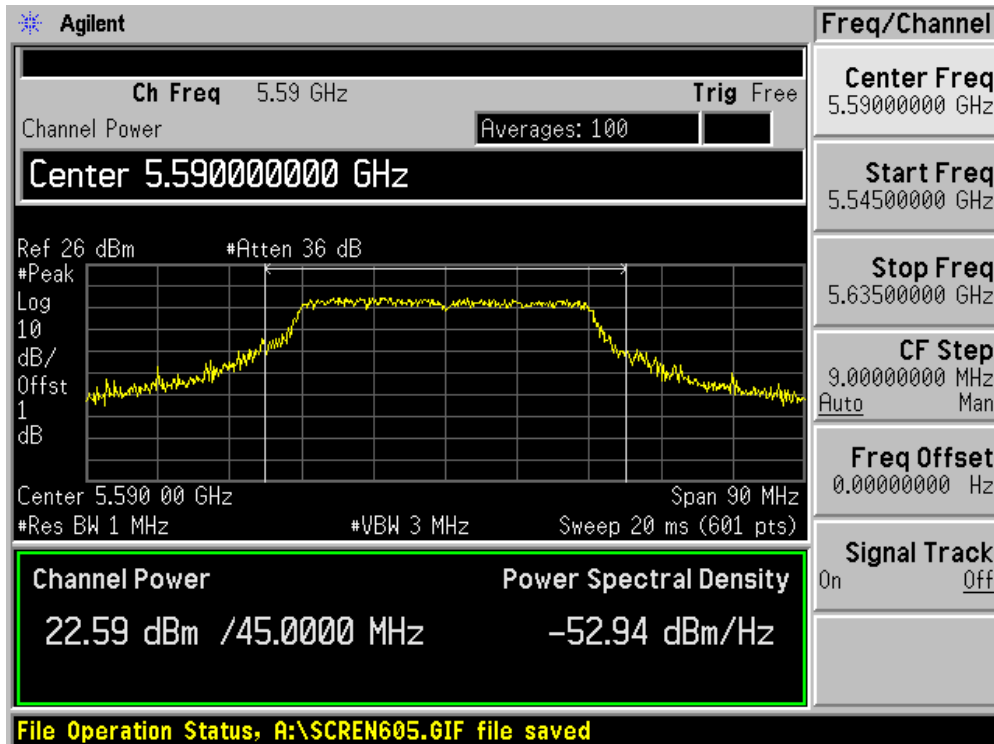
Channel 62 (5310MHz)



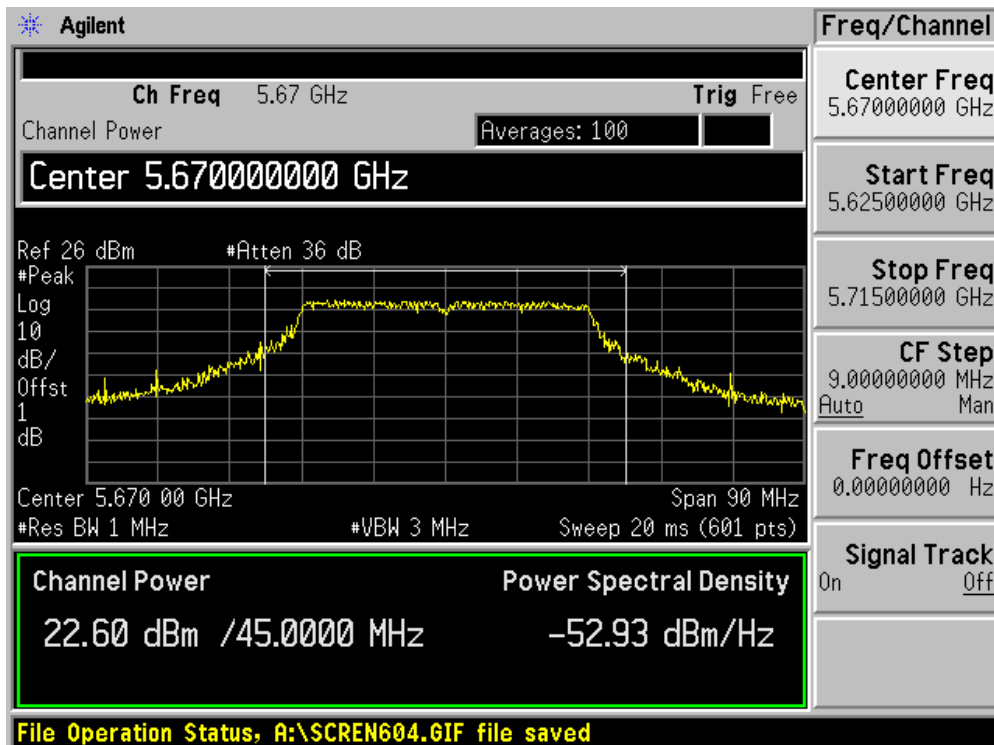
Channel 102 (5510MHz)



Channel 118 (5590MHz)



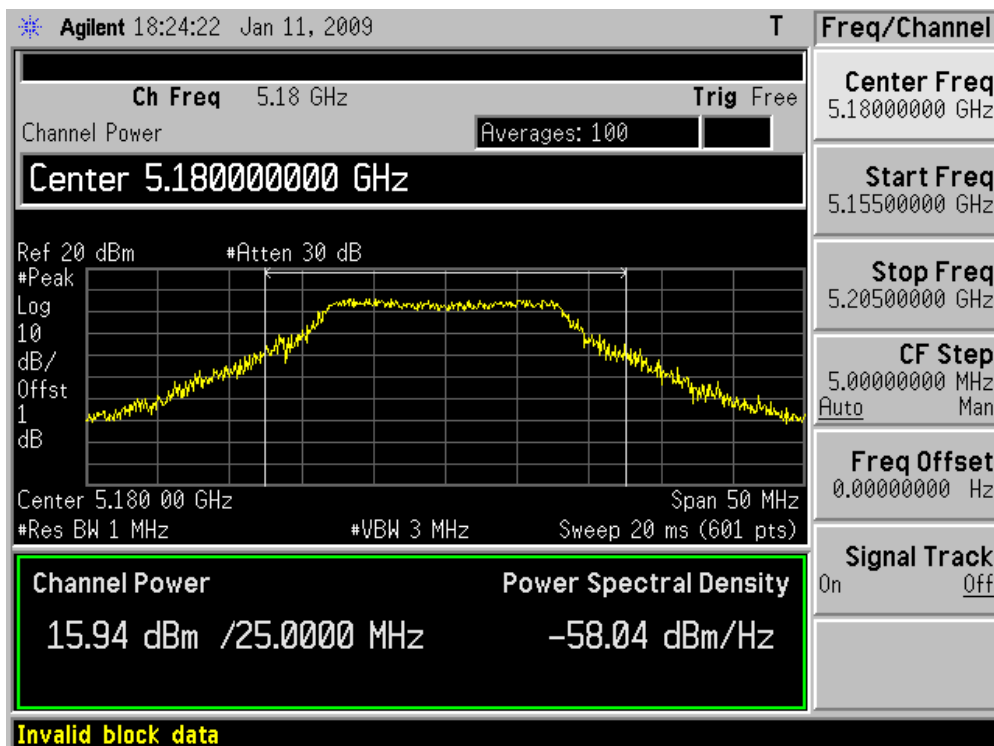
Channel 134 (5670MHz)



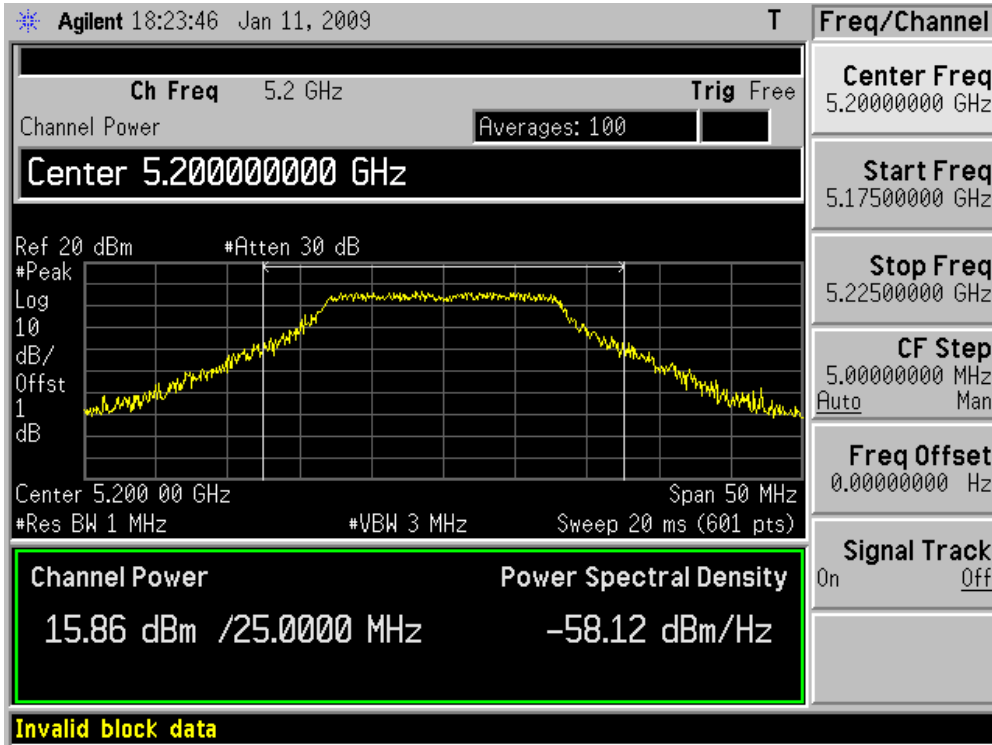
Product	:	WIRELESS-A/N 26DBM NETWORK MINI PCI ADAPTER
Test Item	:	Power Output
Test Site	:	AC-4
Test Mode	:	Mode 1: Transmit by 802.11a (Chain 1X 100)

Channel No.	Frequency (MHz)	Measurement Power Output (dBm)		Total Power (dBm)	Limit (dBm)	Result
		Chain 010	Chain 100			
36	5180	N/A	15.94	15.94	17.00	Pass
40	5200	N/A	15.86	15.86	17.00	Pass
48	5240	N/A	16.24	16.24	17.00	Pass
52	5260	N/A	22.10	22.10	24.00	Pass
60	5300	N/A	22.93	22.93	24.00	Pass
64	5320	N/A	22.75	22.75	24.00	Pass
100	5500	N/A	22.92	22.92	24.00	Pass
120	5600	N/A	22.99	22.99	24.00	Pass
140	5700	N/A	22.48	22.48	24.00	Pass

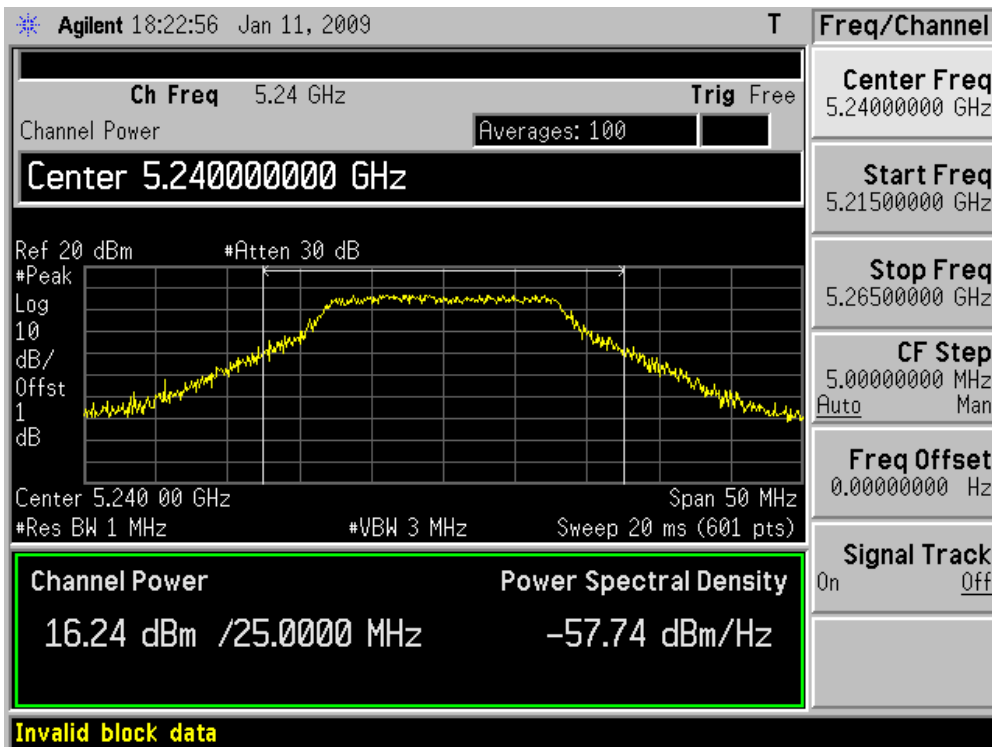
Channel 36 (5180MHz)



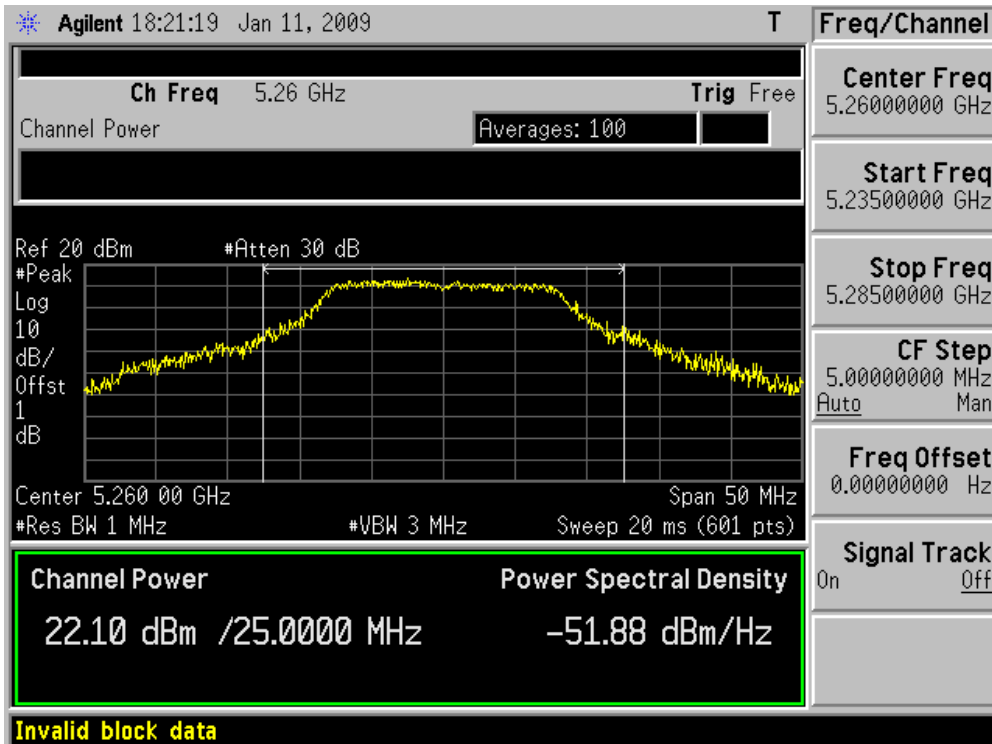
Channel 40 (5200MHz)



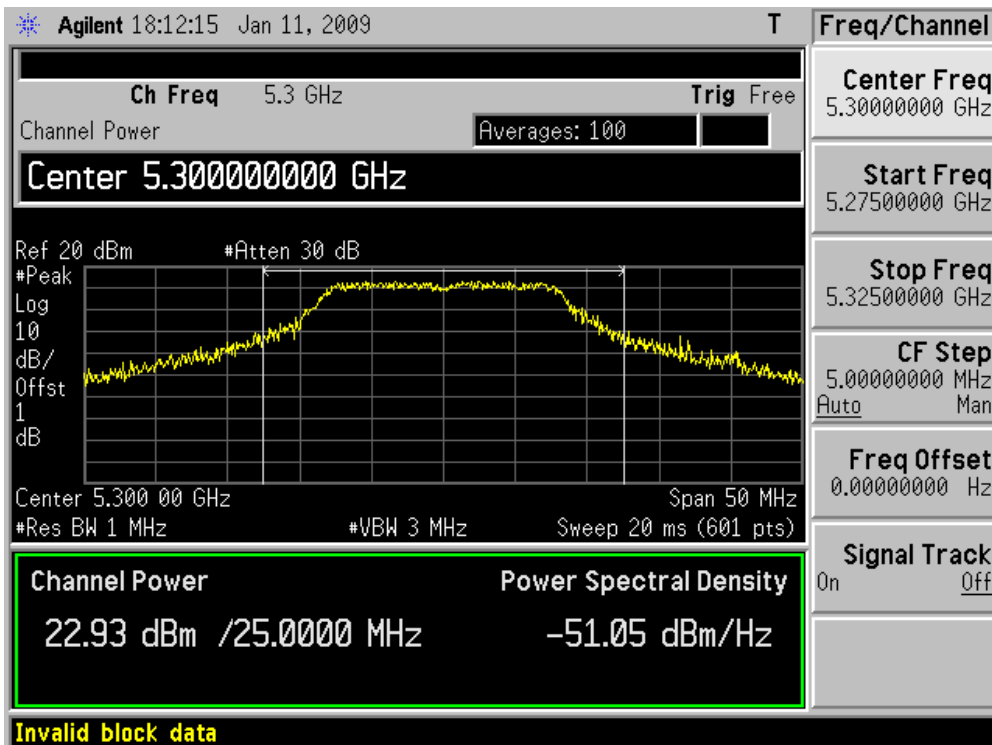
Channel 48 (5240MHz)



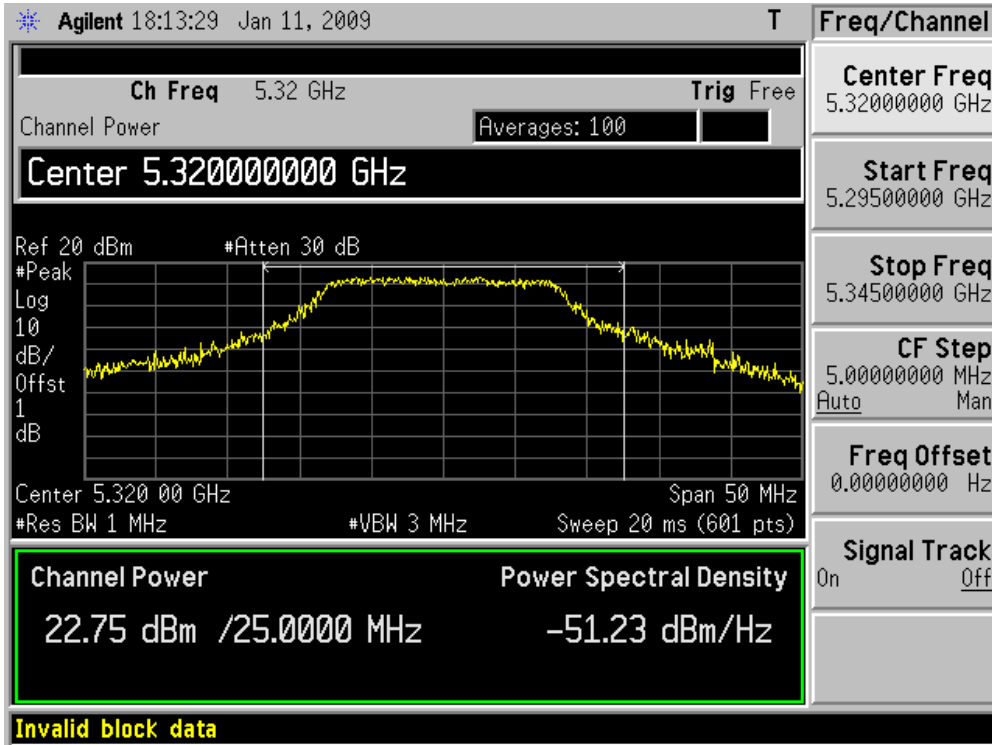
Channel 52 (5260MHz)



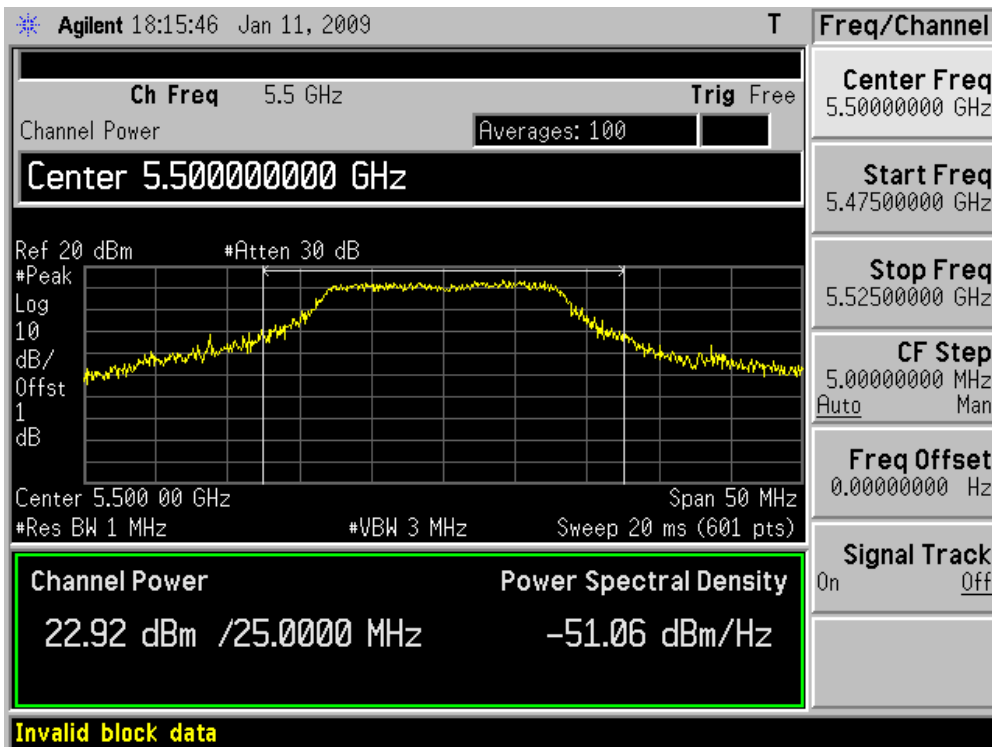
Channel 60 (5300MHz)



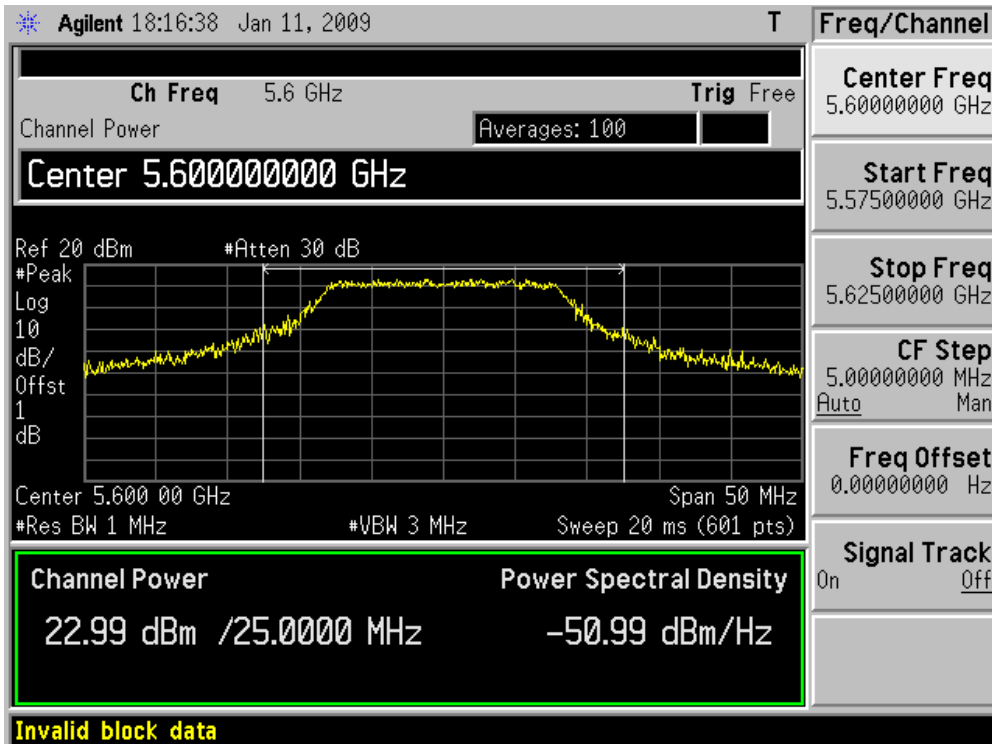
Channel 64 (5320MHz)



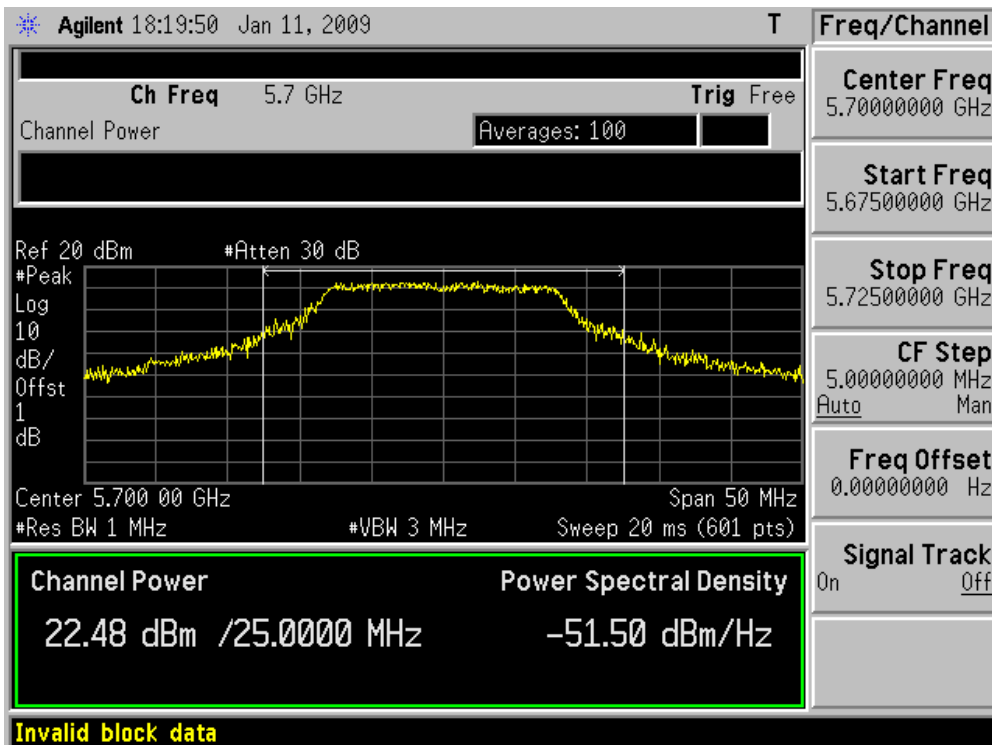
Channel 100 (5500MHz)



Channel 120 (5600MHz)



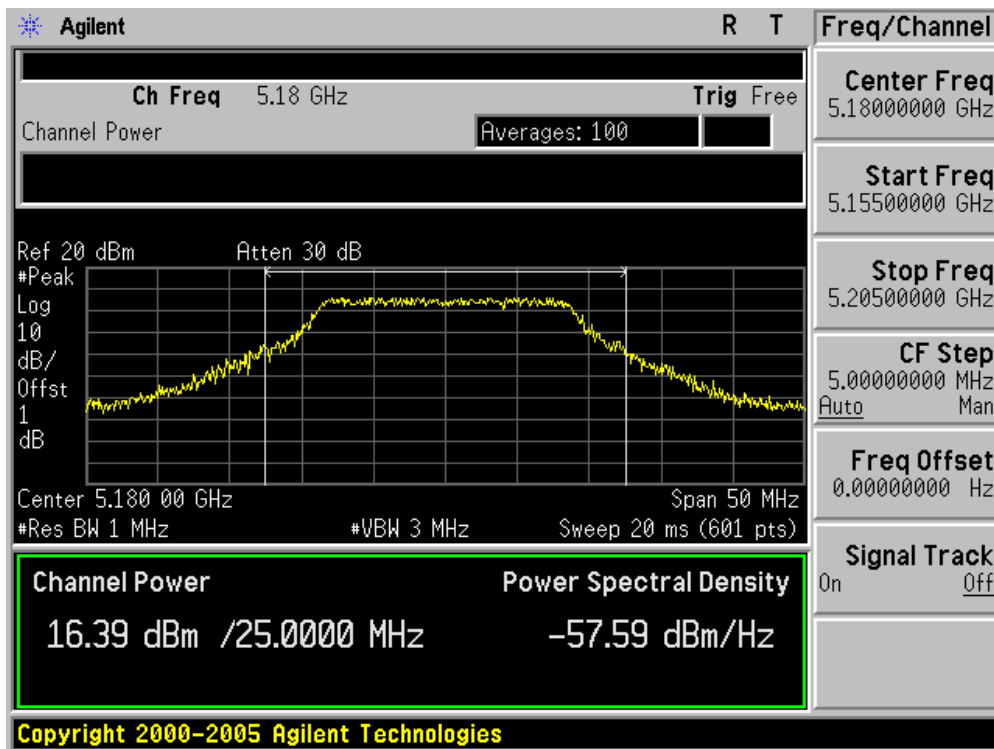
Channel 140 (5700MHz)



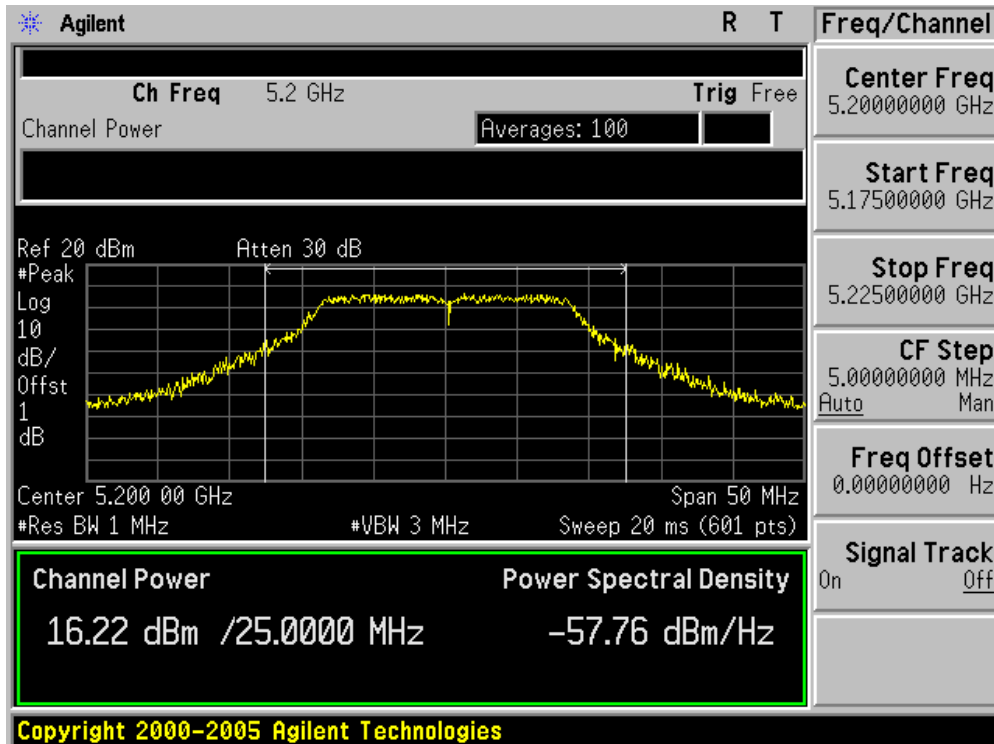
Product	:	WIRELESS-A/N 26DBM NETWORK MINI PCI ADAPTER
Test Item	:	Power Output
Test Site	:	AC-4
Test Mode	:	Mode 2: Transmit by 802.11n (20MHz) (Chain 1X 100)

Channel No.	Frequency (MHz)	Measurement Power Output (dBm)		Total Power (dBm)	Limit (dBm)	Result
		Chain 010	Chain 100			
36	5180	N/A	16.39	16.39	17.00	Pass
40	5200	N/A	16.22	16.22	17.00	Pass
48	5240	N/A	16.44	16.44	17.00	Pass
52	5260	N/A	22.57	22.57	24.00	Pass
60	5300	N/A	22.46	22.46	24.00	Pass
64	5320	N/A	22.80	22.80	24.00	Pass
100	5500	N/A	22.57	22.57	24.00	Pass
120	5600	N/A	22.30	22.30	24.00	Pass
140	5700	N/A	22.73	22.73	24.00	Pass

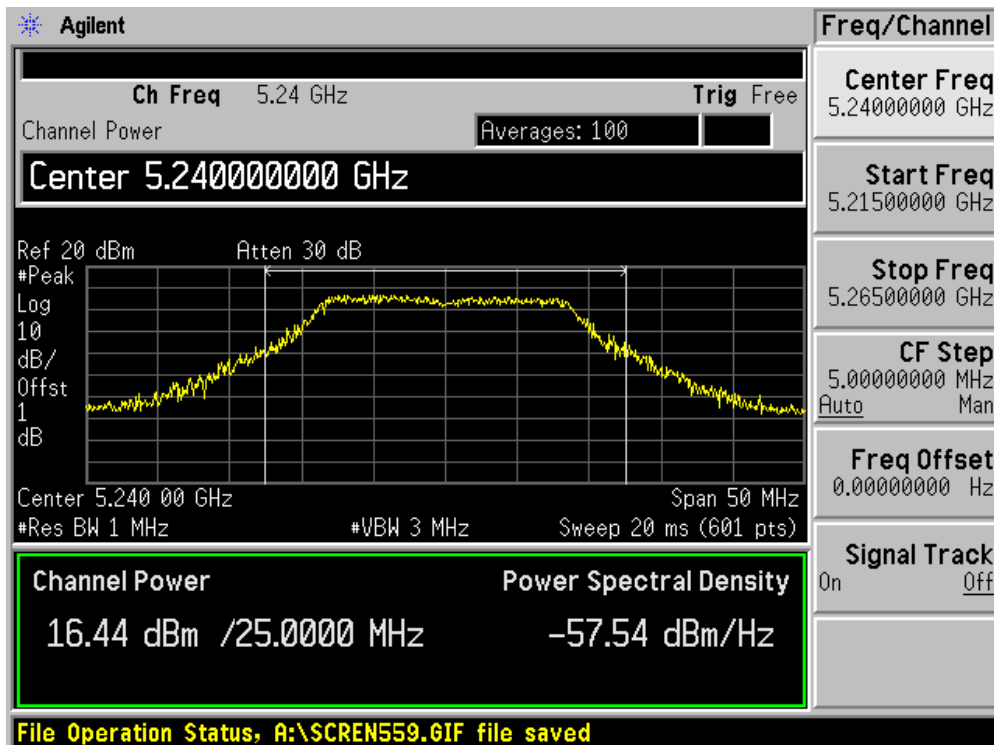
Channel 36 (5180MHz)



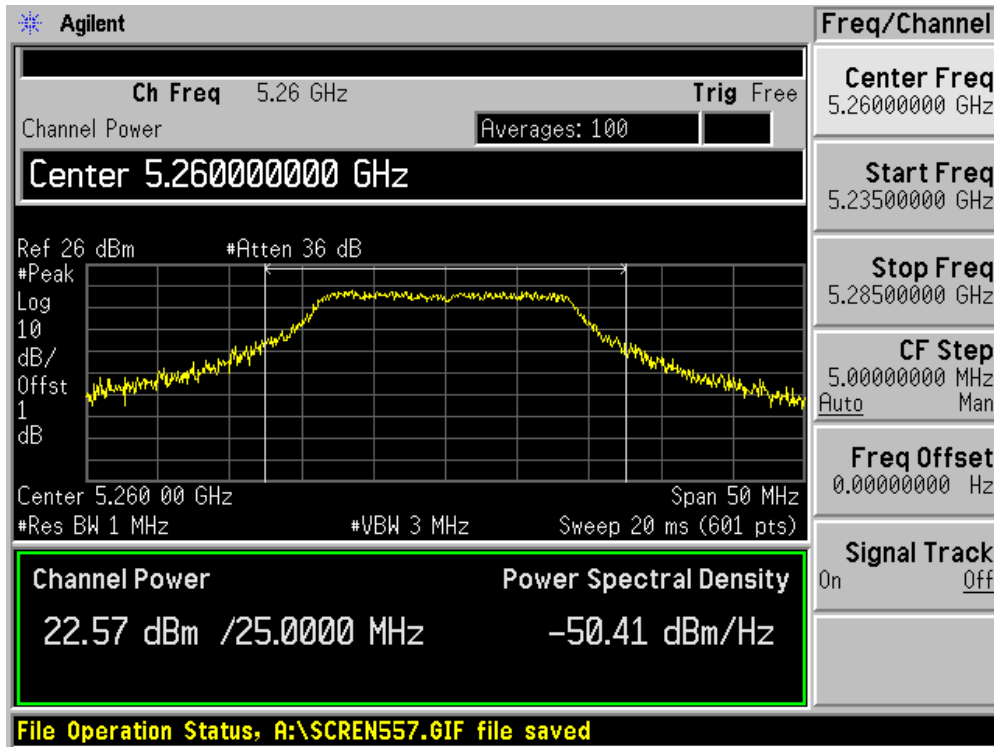
Channel 40 (5200MHz)



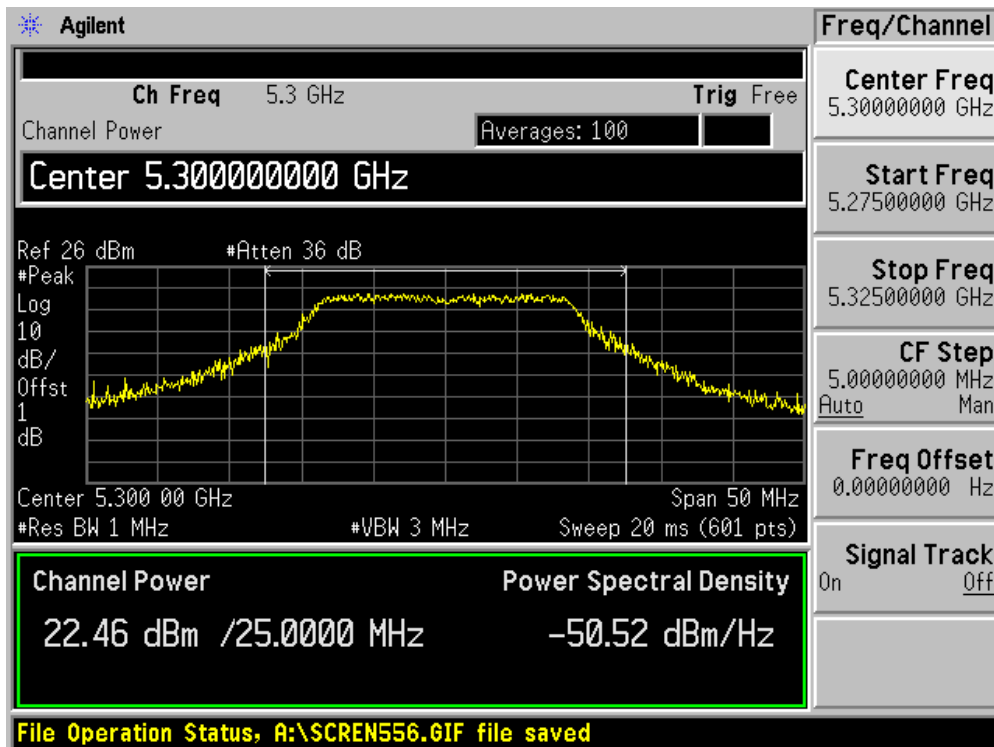
Channel 48 (5240MHz)



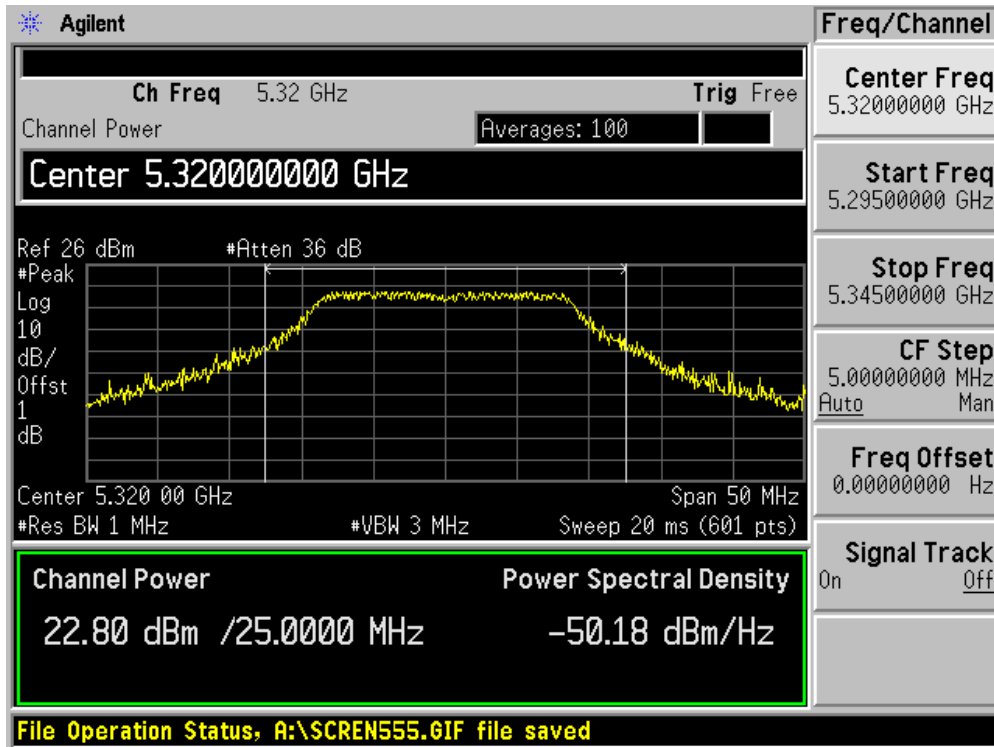
Channel 52 (5260MHz)



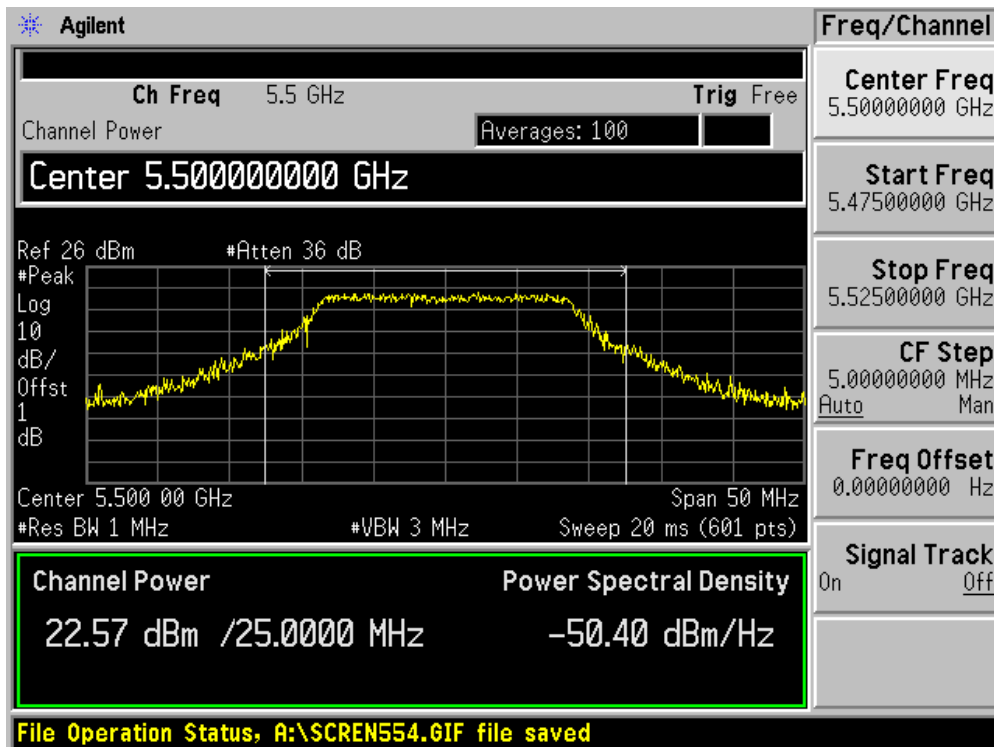
Channel 60 (5300MHz)



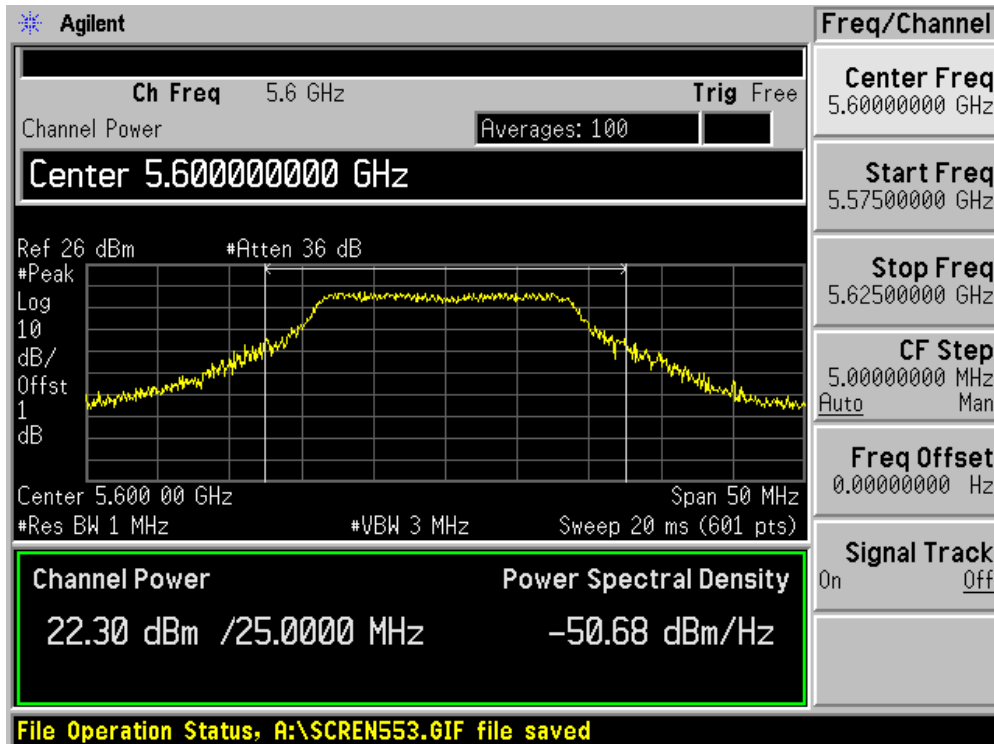
Channel 64 (5320MHz)



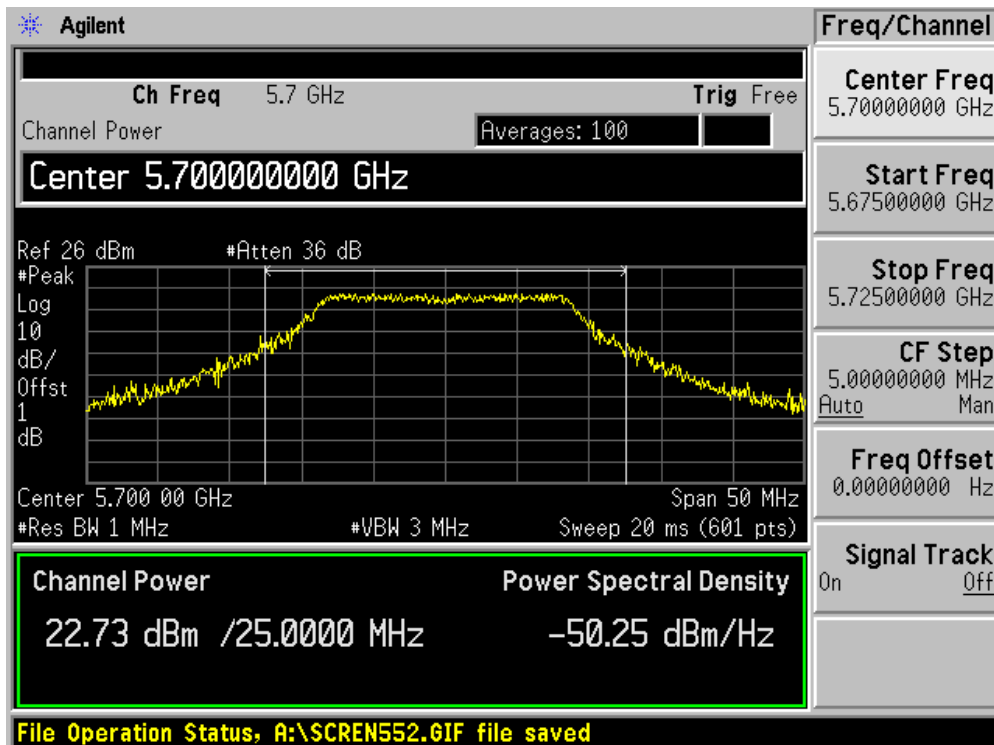
Channel 100 (5500MHz)



Channel 120 (5600MHz)



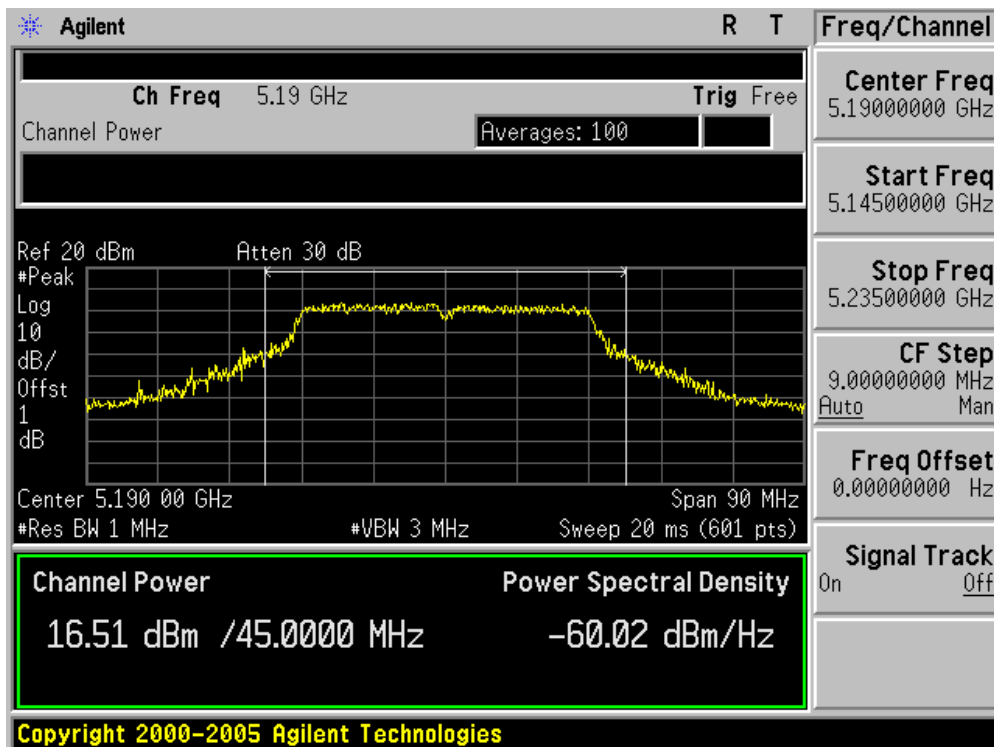
Channel 140 (5700MHz)



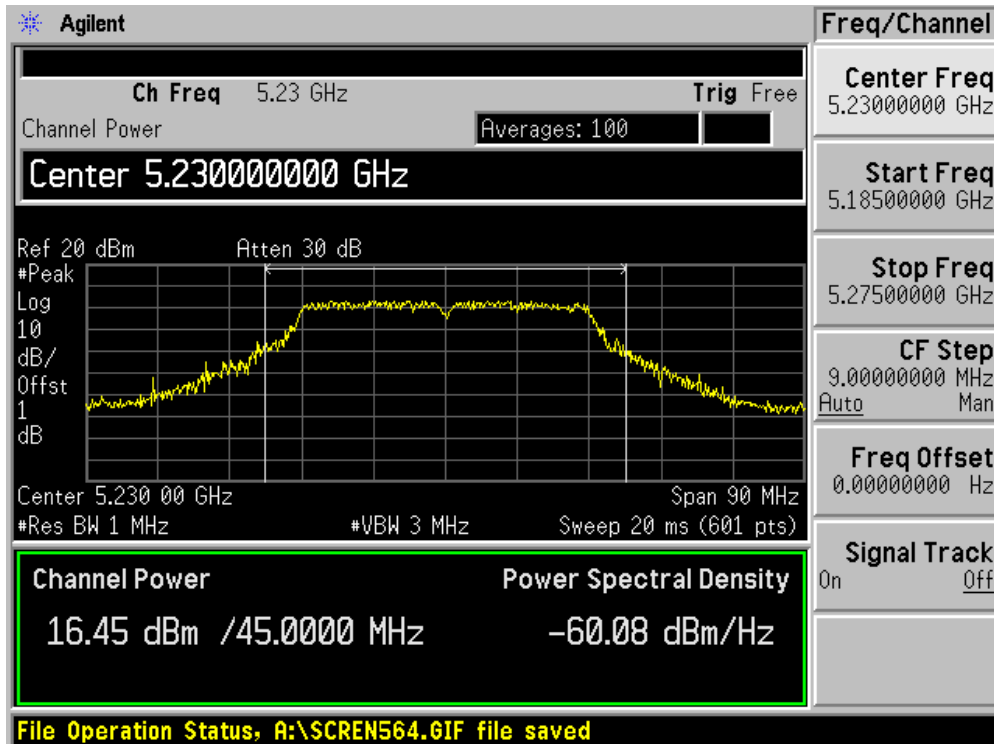
Product	:	WIRELESS-A/N 26DBM NETWORK MINI PCI ADAPTER
Test Item	:	Power Output
Test Site	:	AC-4
Test Mode	:	Mode 3: Transmit by 802.11n (40MHz) (Chain 1X 100)

Channel No.	Frequency (MHz)	Measurement Power Output (dBm)		Total Power (dBm)	Limit (dBm)	Result
		Chain 010	Chain 100			
38	5190	N/A	16.51	16.51	17.00	Pass
46	5230	N/A	16.45	16.45	17.00	Pass
54	5270	N/A	22.53	22.53	24.00	Pass
62	5310	N/A	22.82	22.82	24.00	Pass
102	5510	N/A	22.50	22.50	24.00	Pass
118	5590	N/A	22.66	22.66	24.00	Pass
134	5670	N/A	22.79	22.79	24.00	Pass

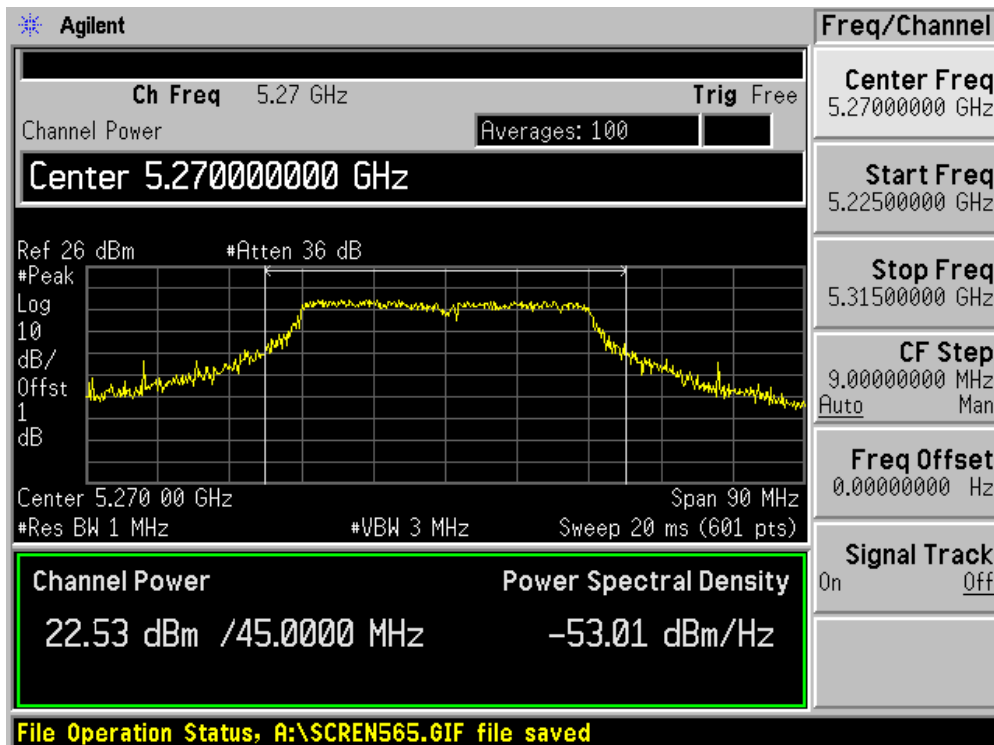
Channel 38 (5190MHz)



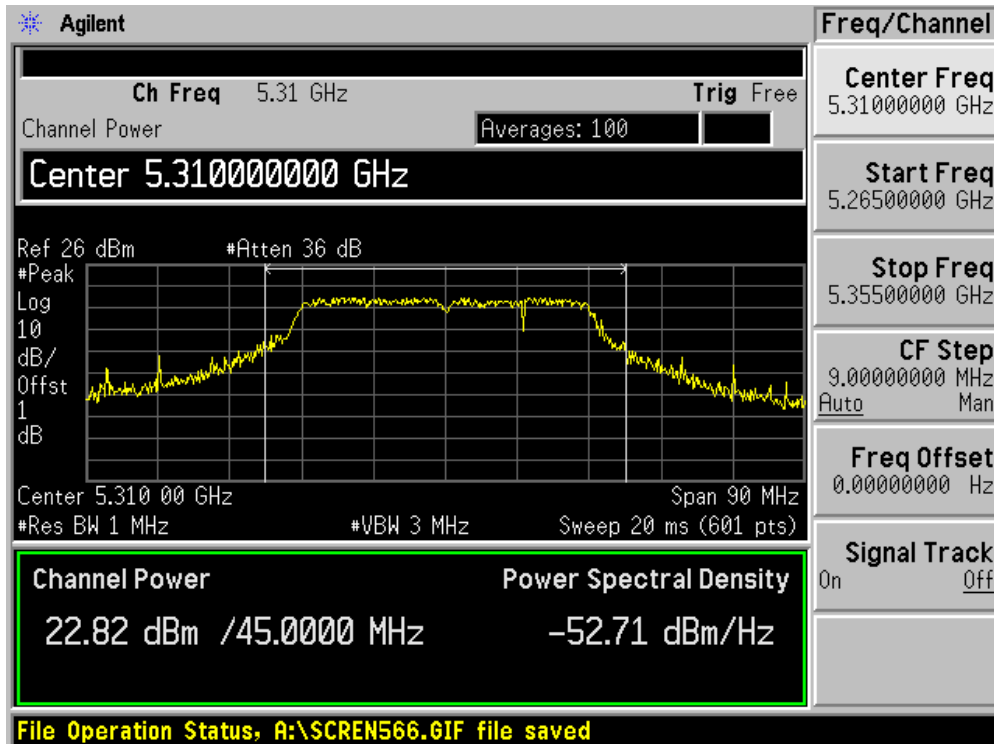
Channel 46 (5230MHz)



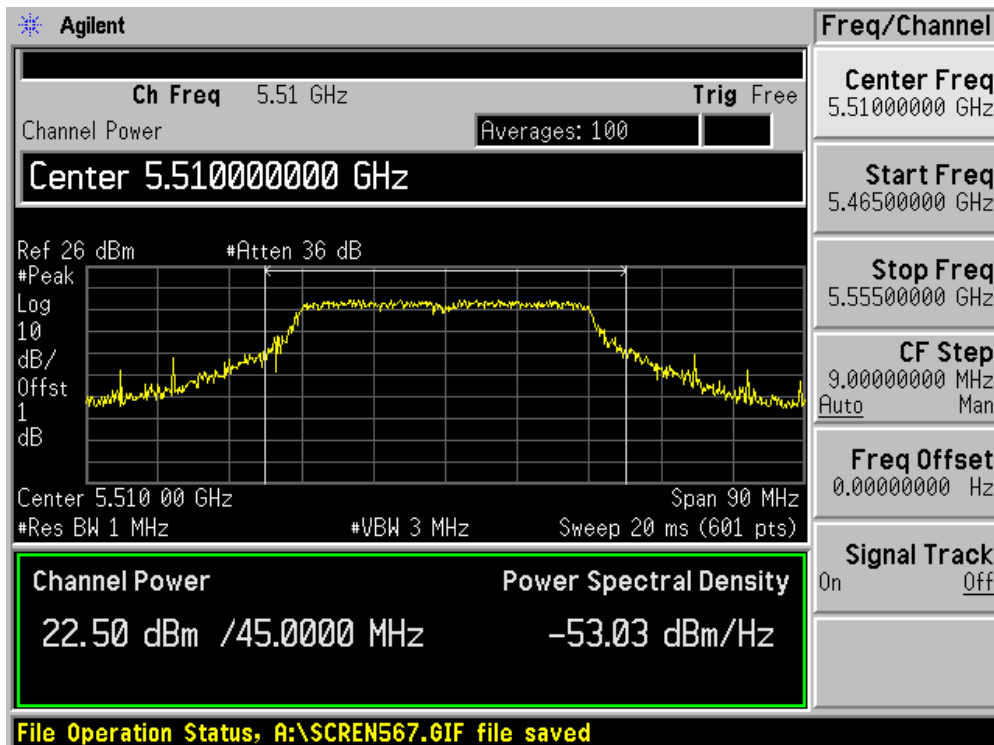
Channel 54 (5270MHz)



Channel 62 (5310MHz)



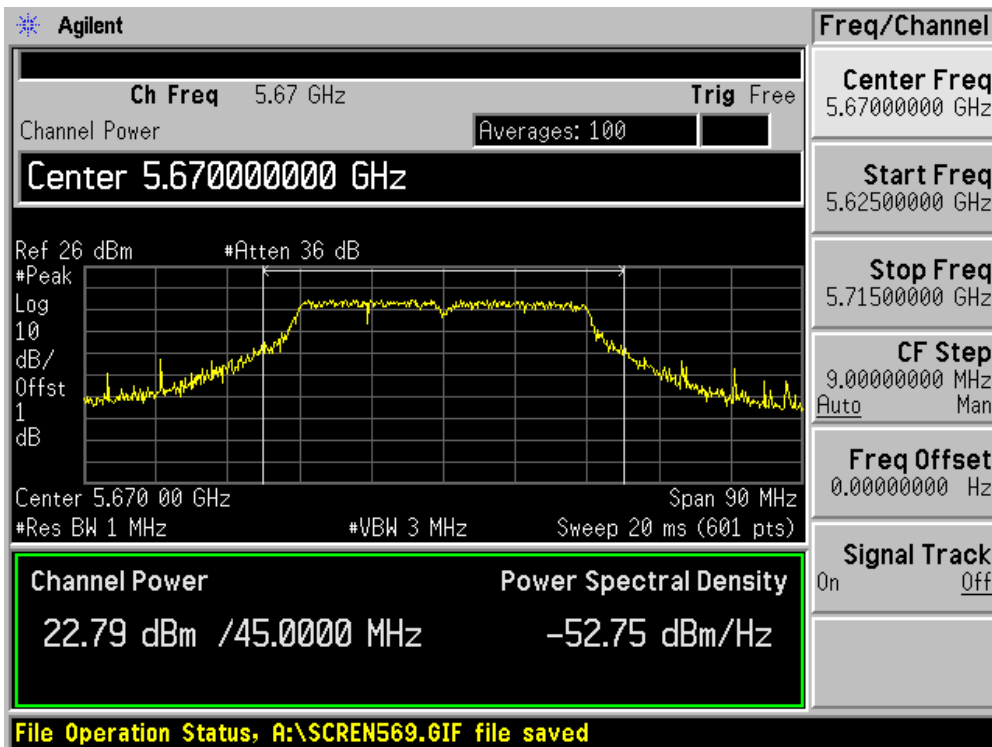
Channel 102 (5510MHz)



Channel 118 (5590MHz)



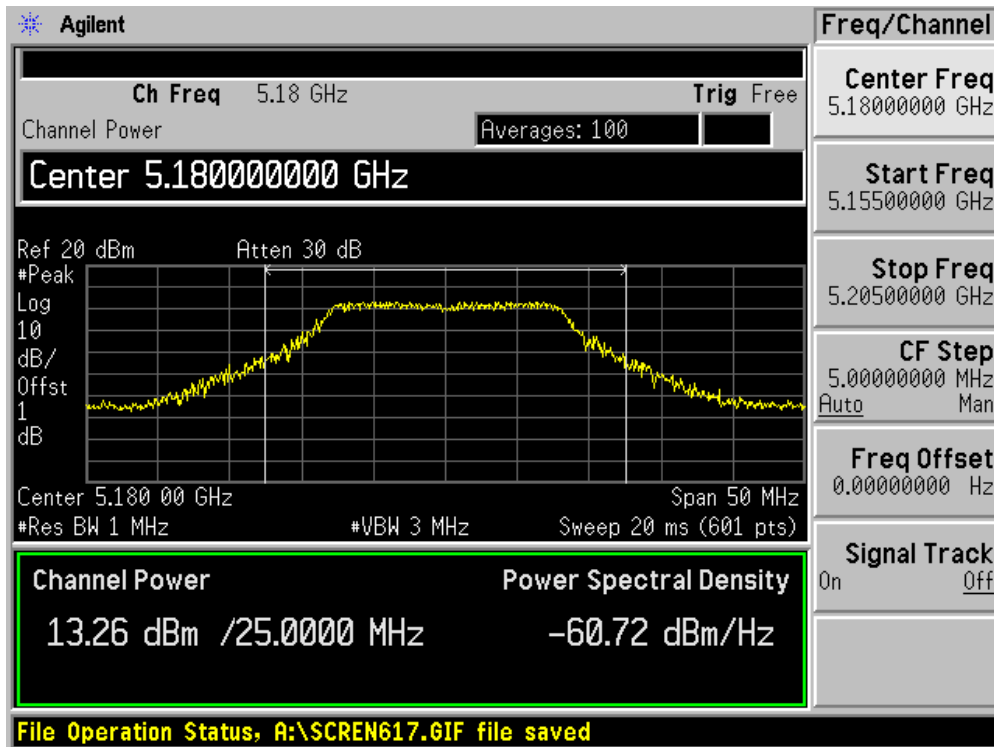
Channel 134 (5670MHz)



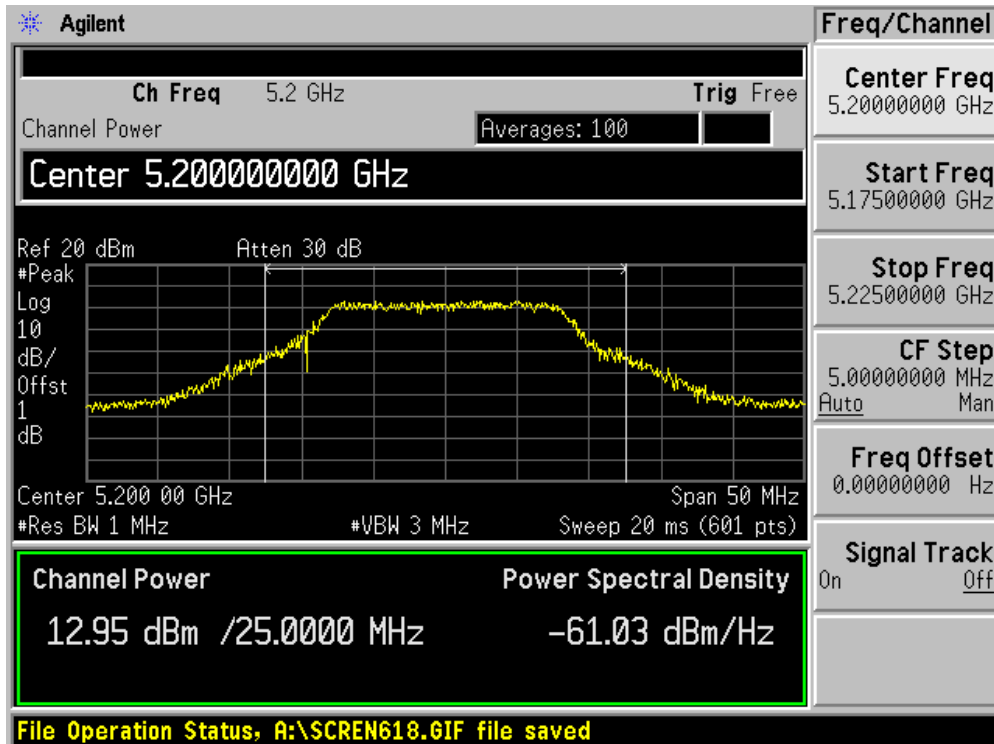
Product	:	WIRELESS-A/N 26DBM NETWORK MINI PCI ADAPTER
Test Item	:	Power Output
Test Site	:	AC-4
Test Mode	:	Mode 2: Transmit by 802.11n (20MHz) (2X)

Channel No.	Frequency (MHz)	Measurement Power Output (dBm)		Total Power (dBm)	Limit (dBm)	Result
		Chain 010	Chain 100			
36	5180	13.26	12.56	15.93	17.00	Pass
40	5200	12.95	12.64	15.81	17.00	Pass
48	5240	13.13	13.07	16.11	17.00	Pass
52	5260	20.79	20.82	23.82	24.00	Pass
60	5300	20.92	20.54	23.74	24.00	Pass
64	5320	20.64	20.70	23.68	24.00	Pass
100	5500	20.71	20.51	23.62	24.00	Pass
120	5600	20.92	20.54	23.74	24.00	Pass
140	5700	20.75	20.70	23.74	24.00	Pass

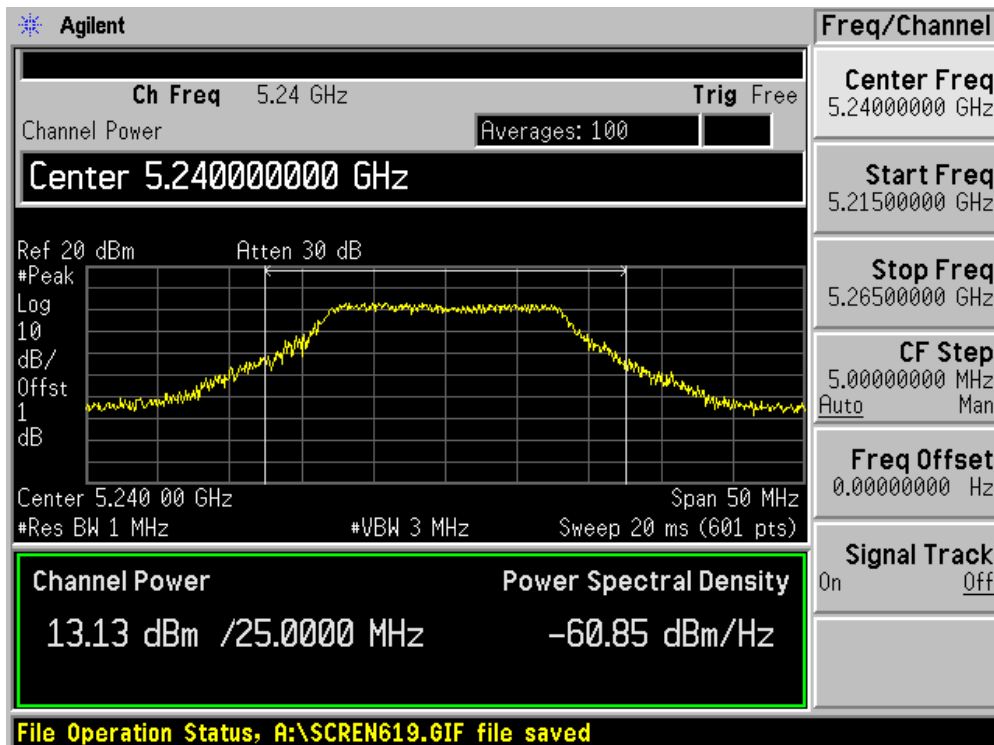
Channel 36 (5180MHz) - Chain 010



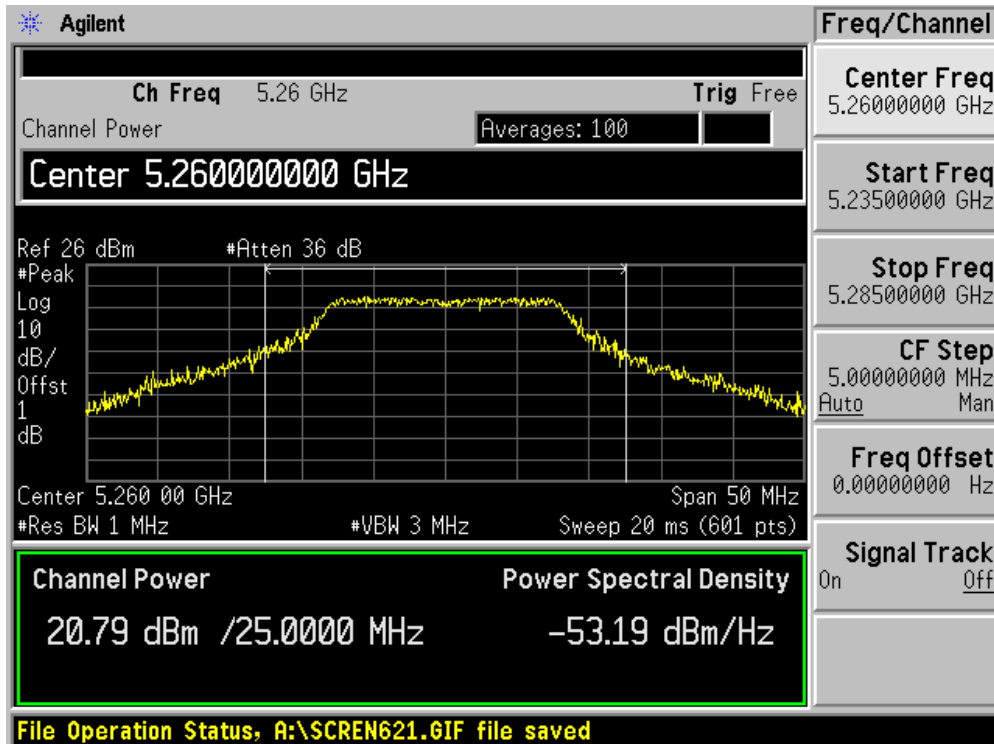
Channel 40 (5200MHz) - Chain 010



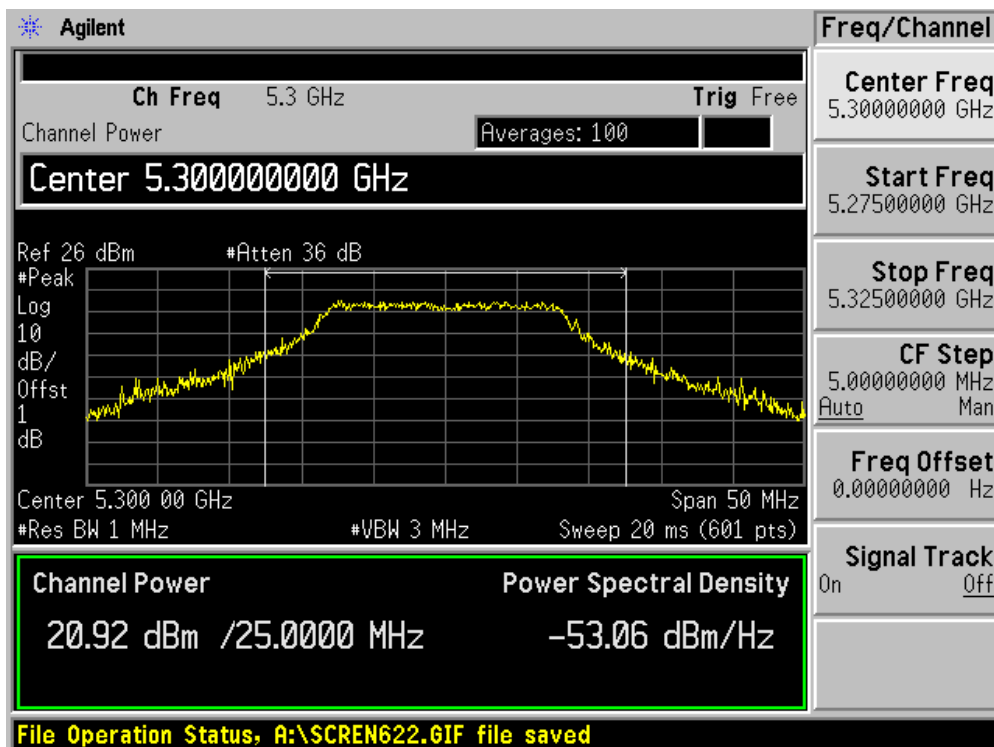
Channel 48 (5240MHz) - Chain 010



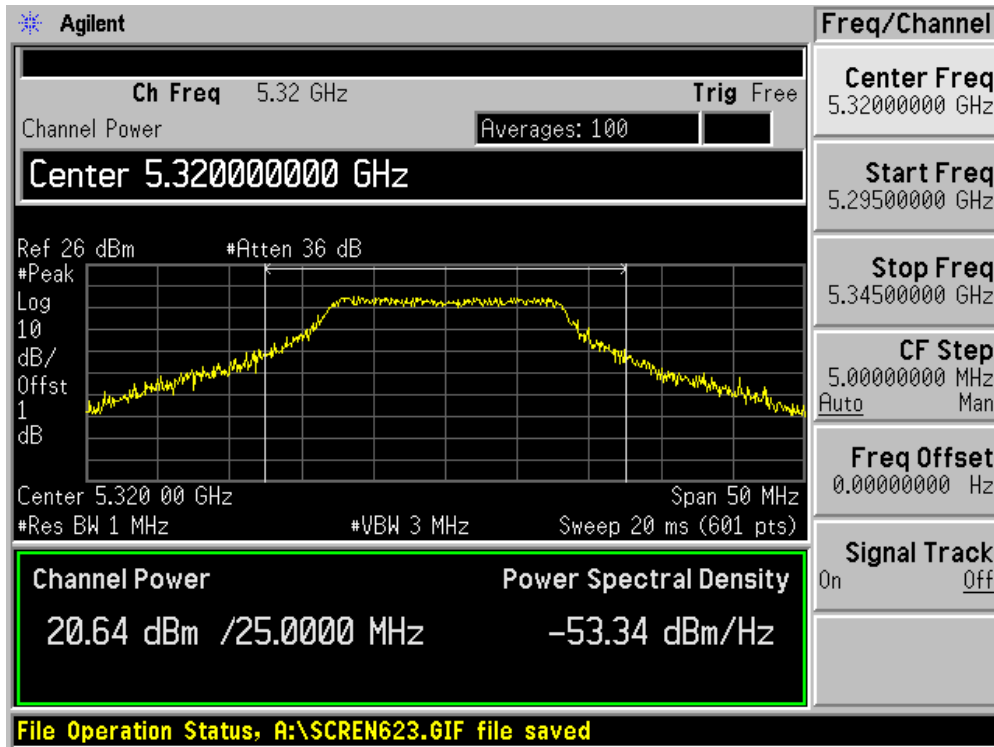
Channel 52 (5260MHz) - Chain 010



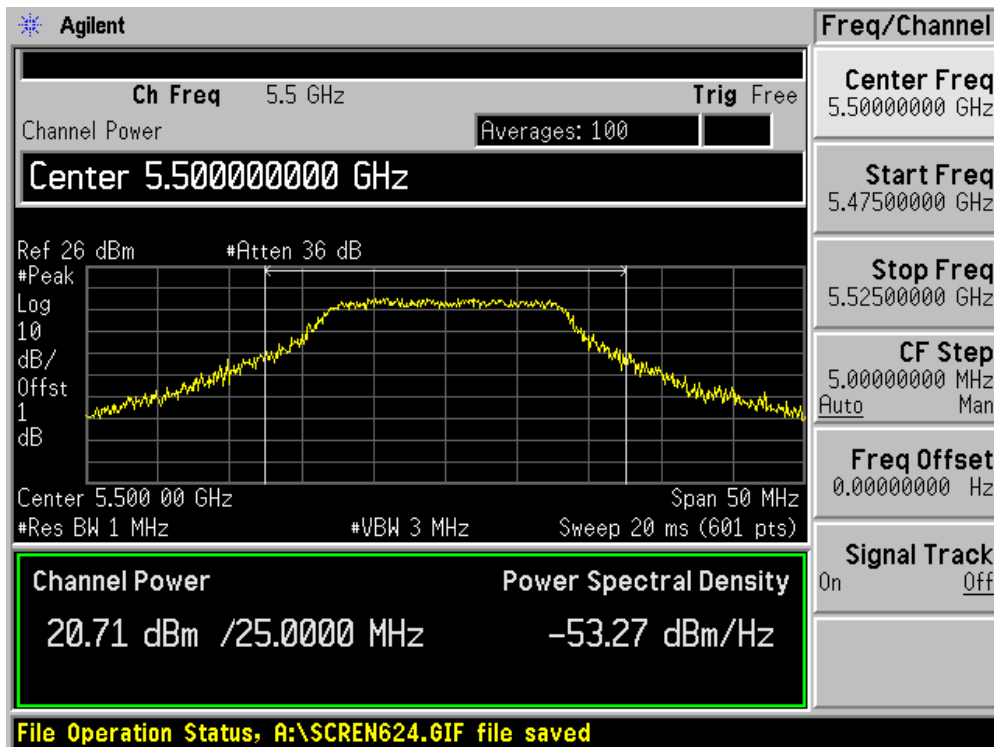
Channel 60 (5300MHz) - Chain 010



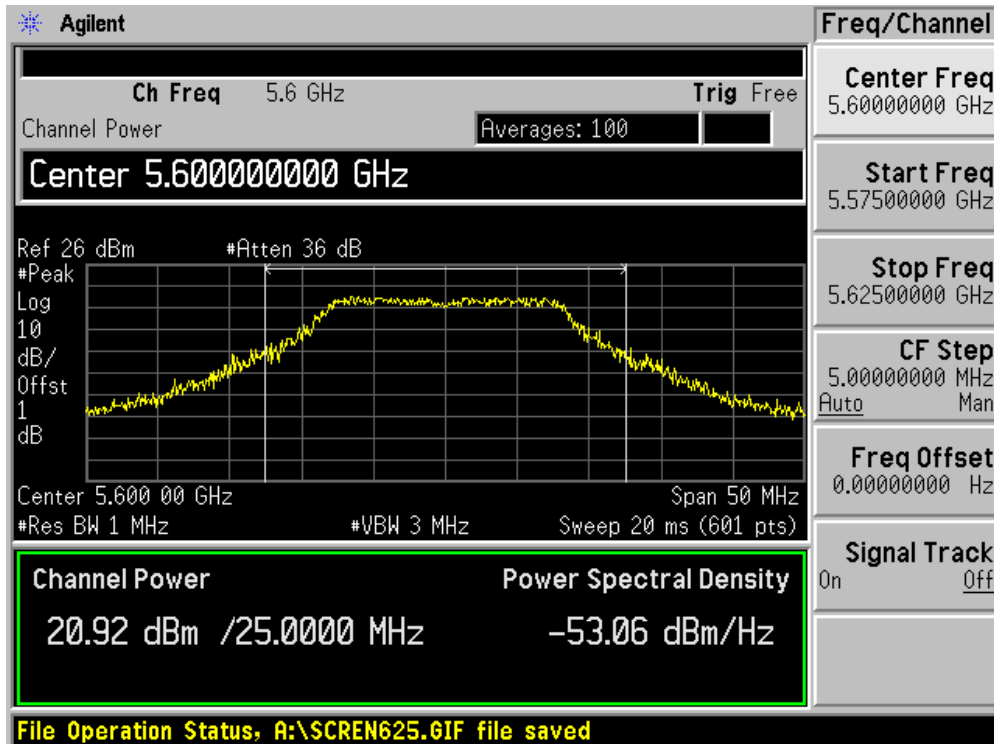
Channel 64 (5320MHz) - Chain 010



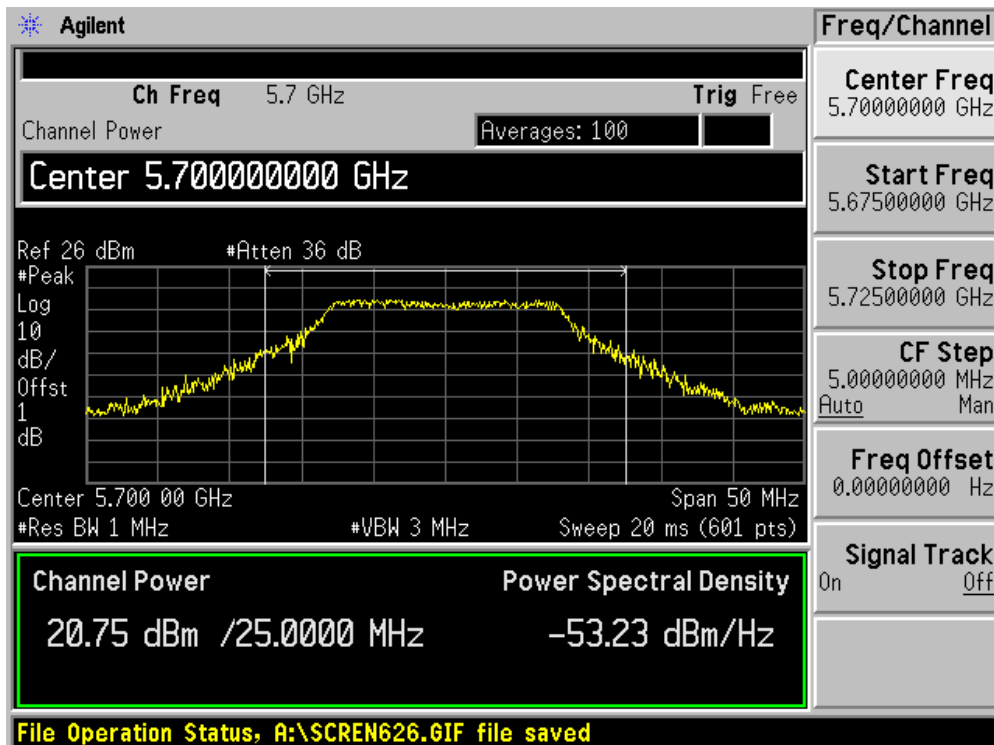
Channel 100 (5500MHz) - Chain 010



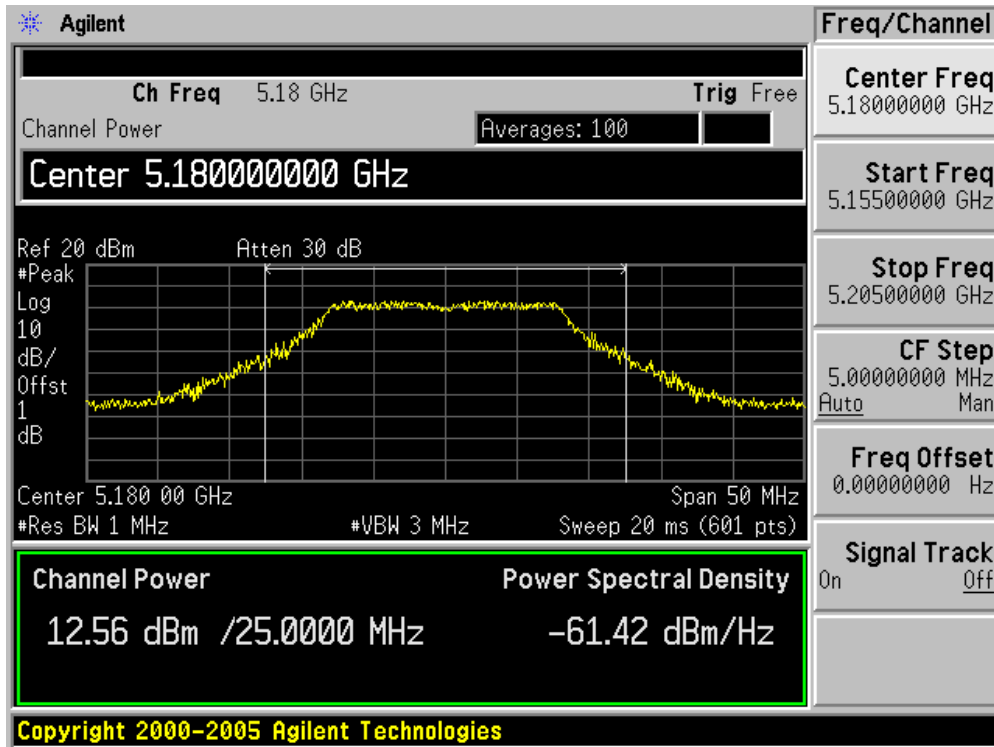
Channel 120 (5600MHz) - Chain 010



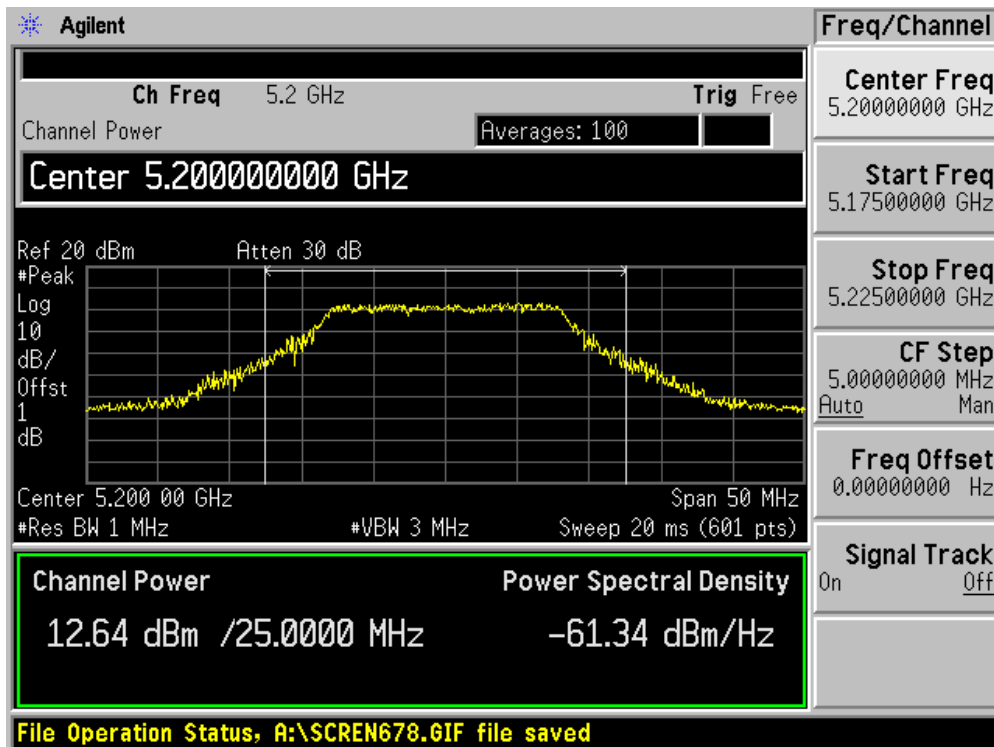
Channel 140 (5700MHz) - Chain 010



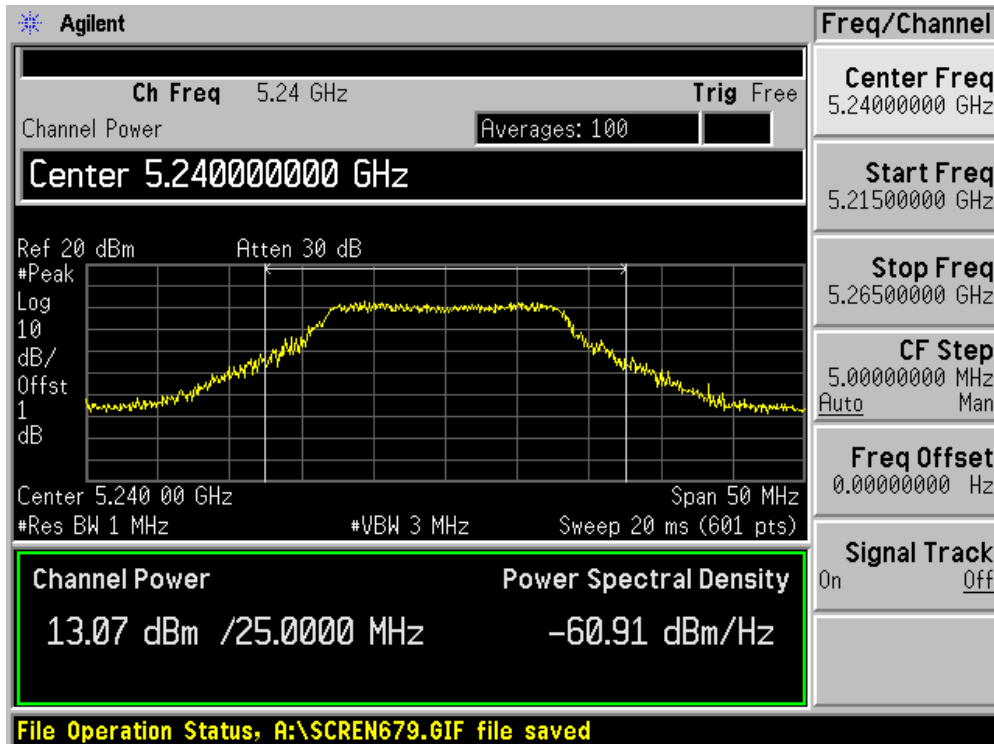
Channel 36 (5180MHz) - Chain 100



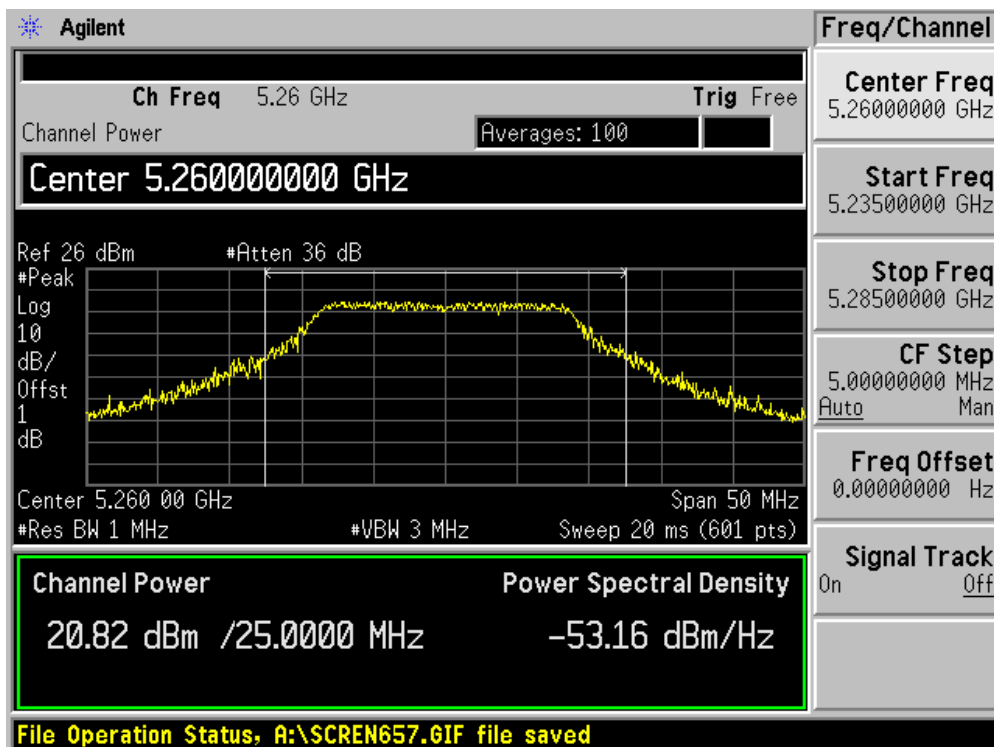
Channel 40 (5200MHz) - Chain 100



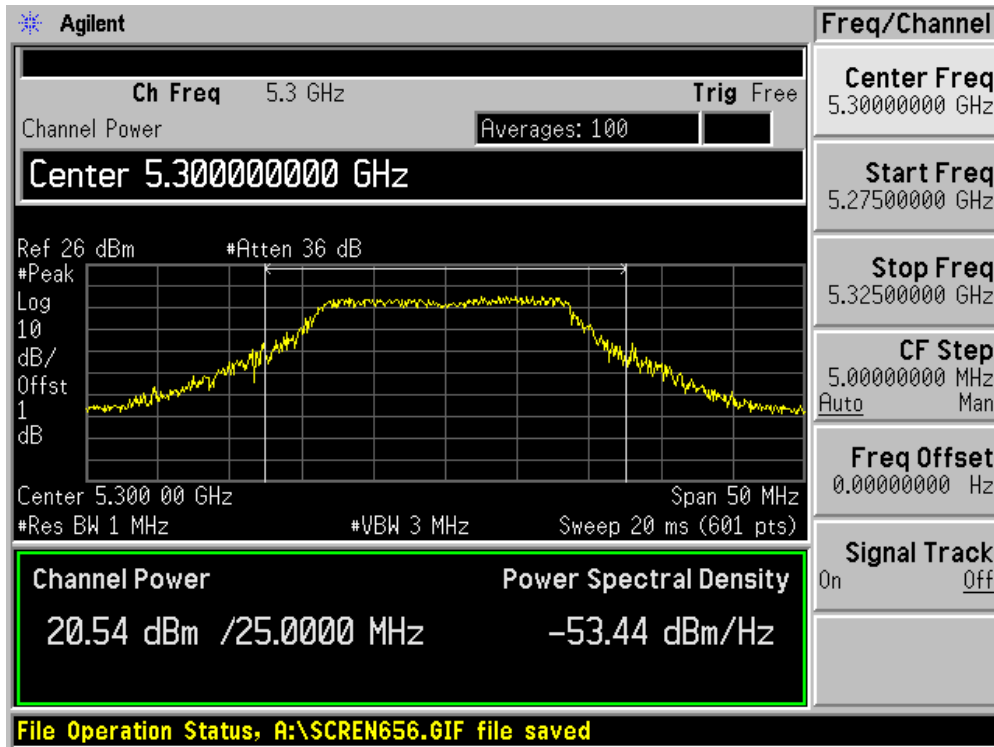
Channel 48 (5240MHz) - Chain 100



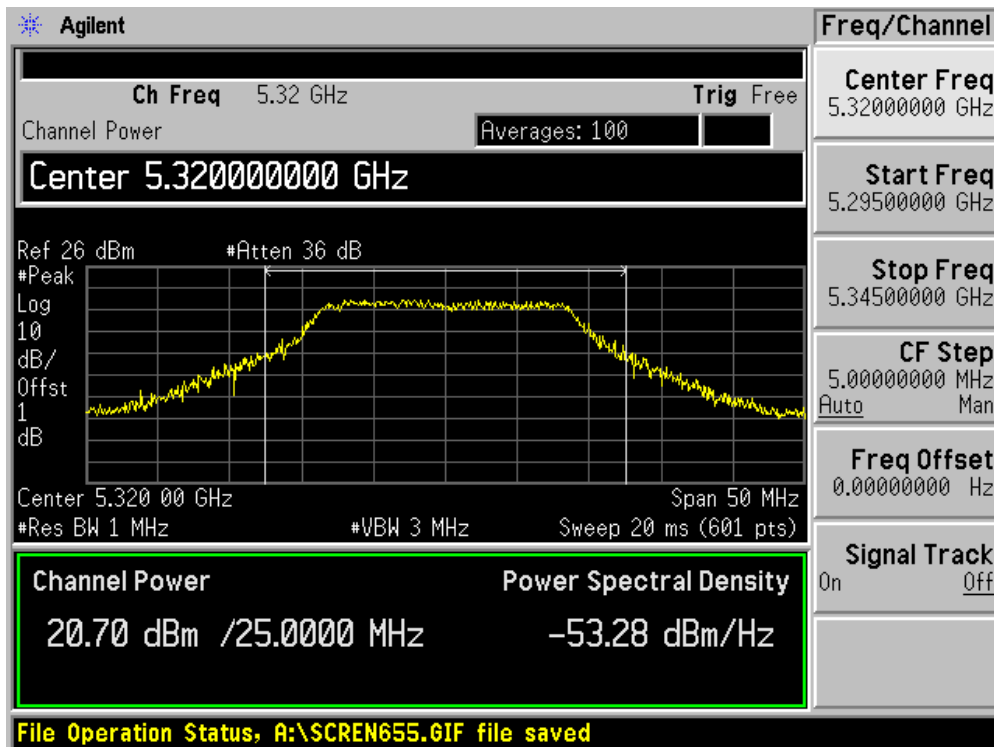
Channel 52 (5260MHz) - Chain 100



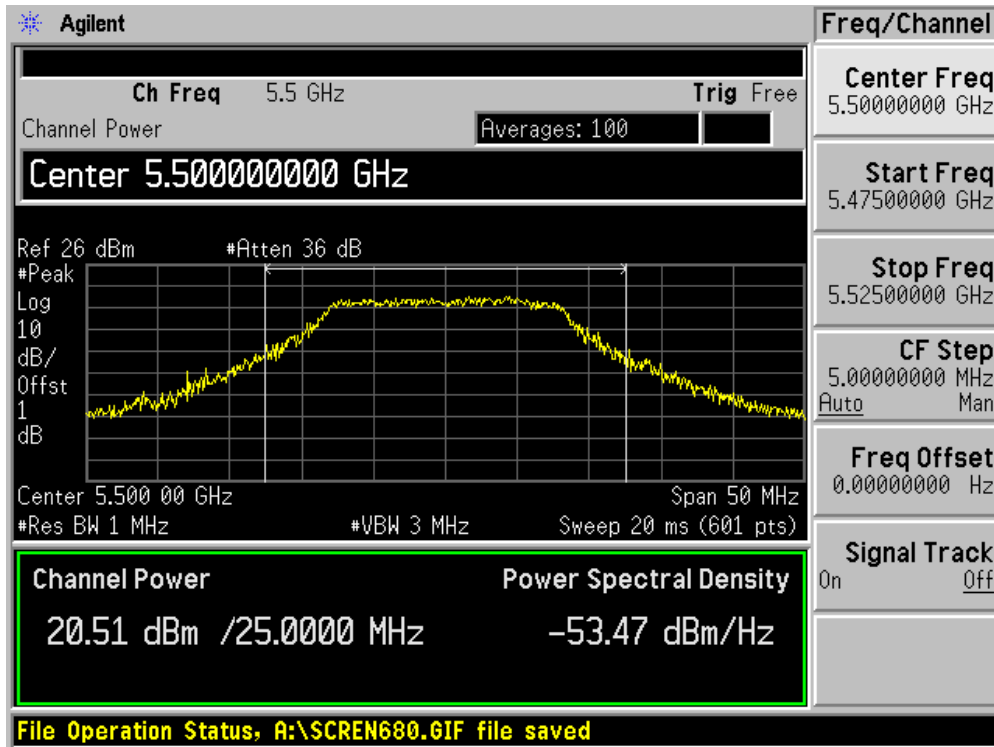
Channel 60 (5300MHz) - Chain 100



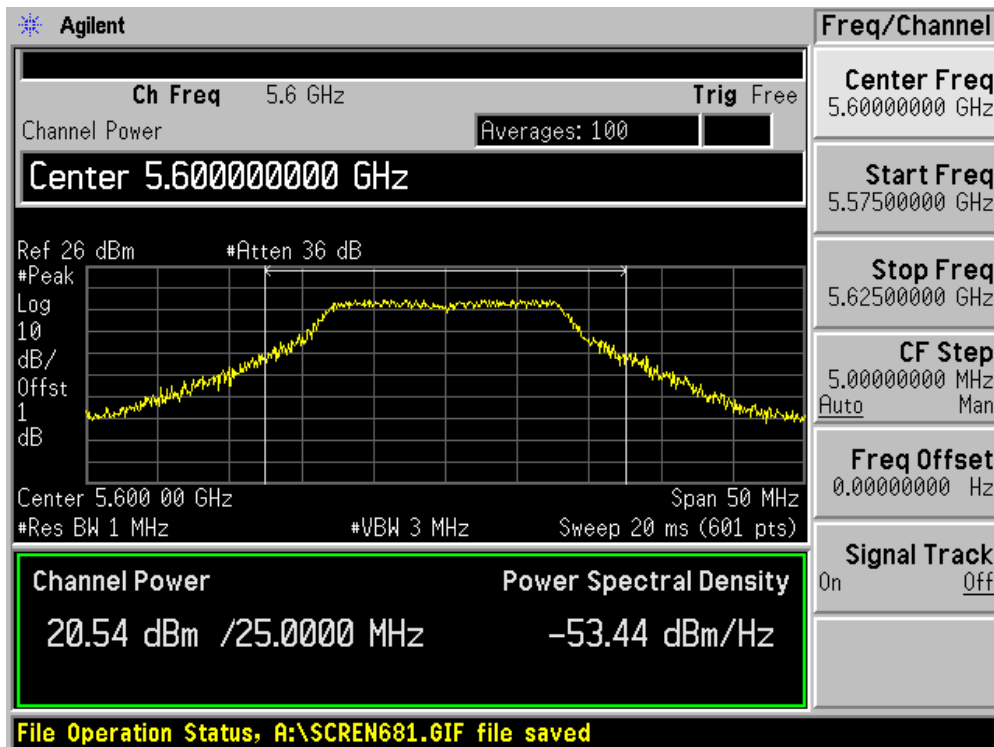
Channel 64 (5320MHz) - Chain 100



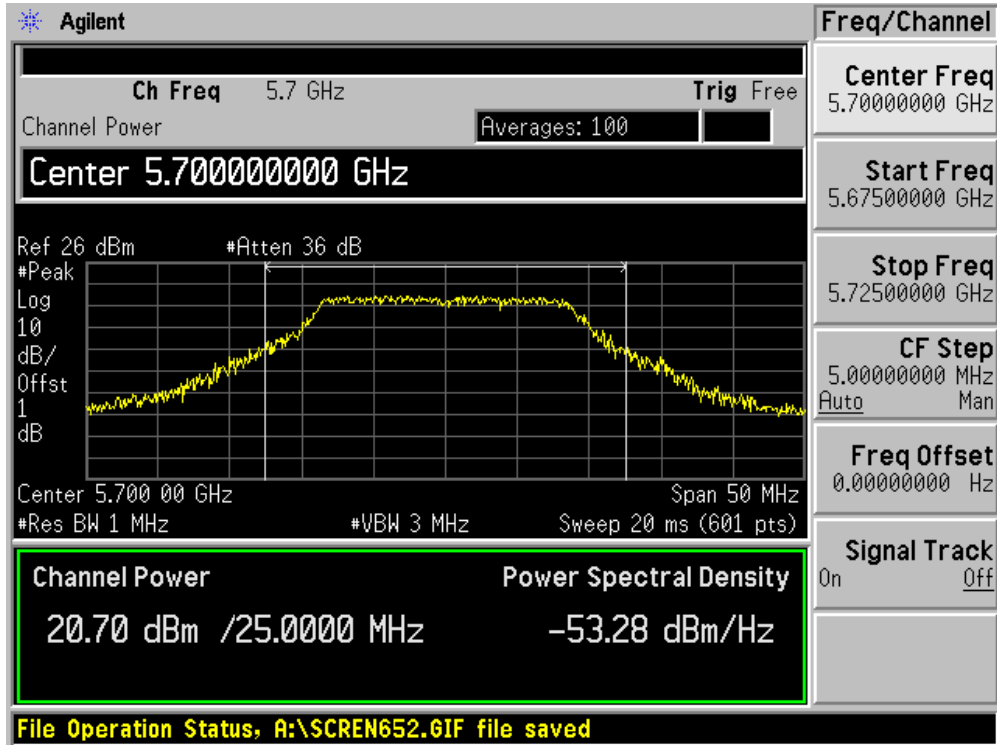
Channel 100 (5500MHz) - Chain 100



Channel 120 (5600MHz) - Chain 100



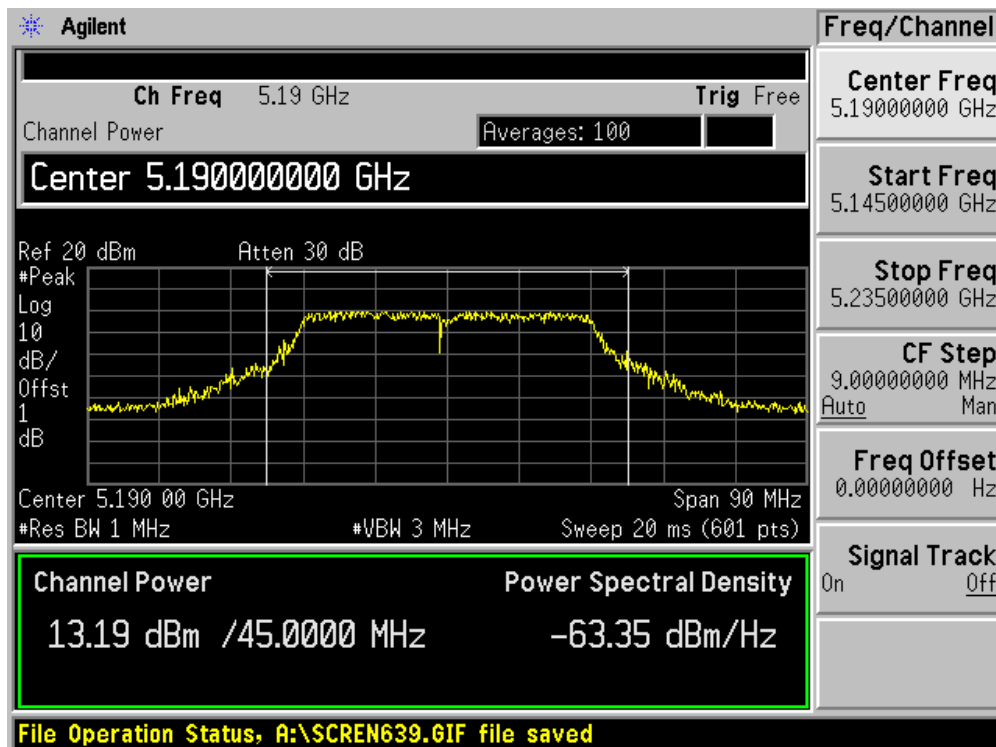
Channel 140 (5700MHz) - Chain 100



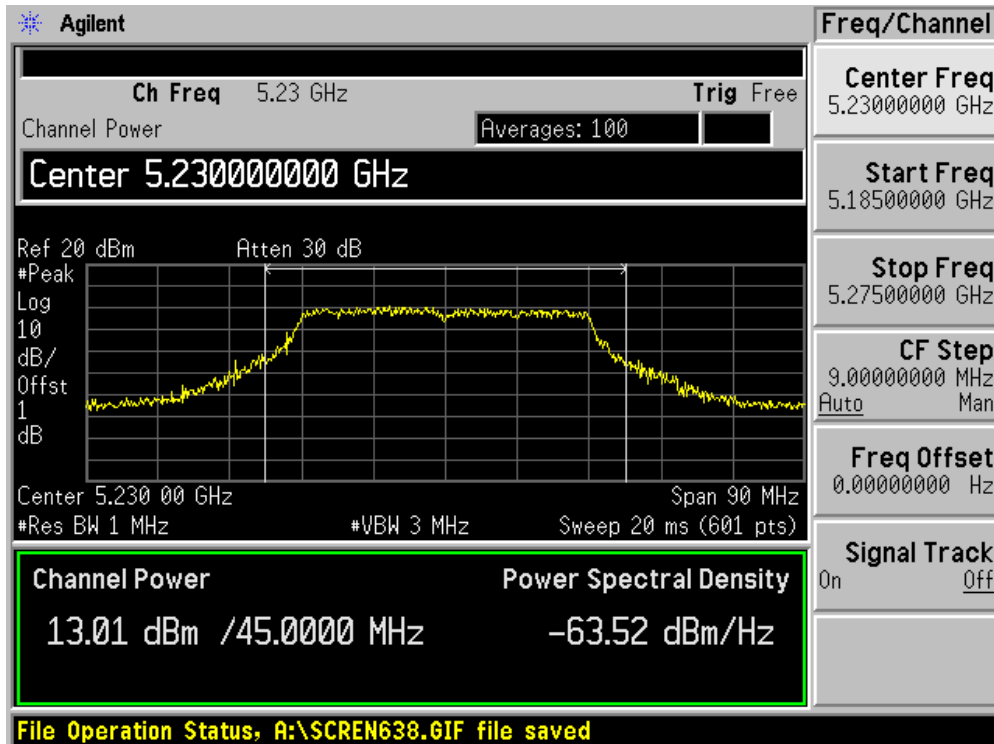
Product	:	WIRELESS-A/N 26DBM NETWORK MINI PCI ADAPTER
Test Item	:	Power Output
Test Site	:	AC-4
Test Mode	:	Mode 3: Transmit by 802.11n (40MHz) (2X)

Channel No.	Frequency (MHz)	Measurement Power Output (dBm)		Total Power (dBm)	Limit (dBm)	Result
		Chain 010	Chain 100			
38	5190	13.19	12.61	15.92	17.00	Pass
46	5230	13.01	11.22	15.22	17.00	Pass
54	5270	20.45	20.79	23.63	24.00	Pass
62	5310	20.61	20.45	23.54	24.00	Pass
102	5510	20.93	20.93	23.94	24.00	Pass
118	5590	20.52	20.63	23.59	24.00	Pass
134	5670	20.72	20.62	23.68	24.00	Pass

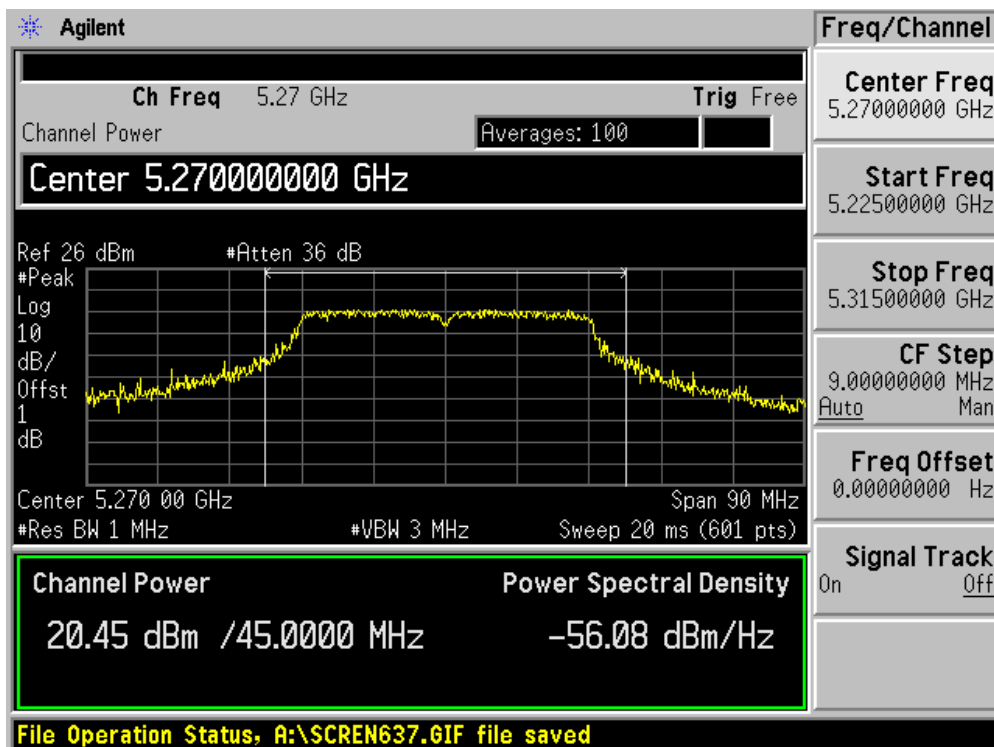
Channel 38 (5190MHz) - Chain 010



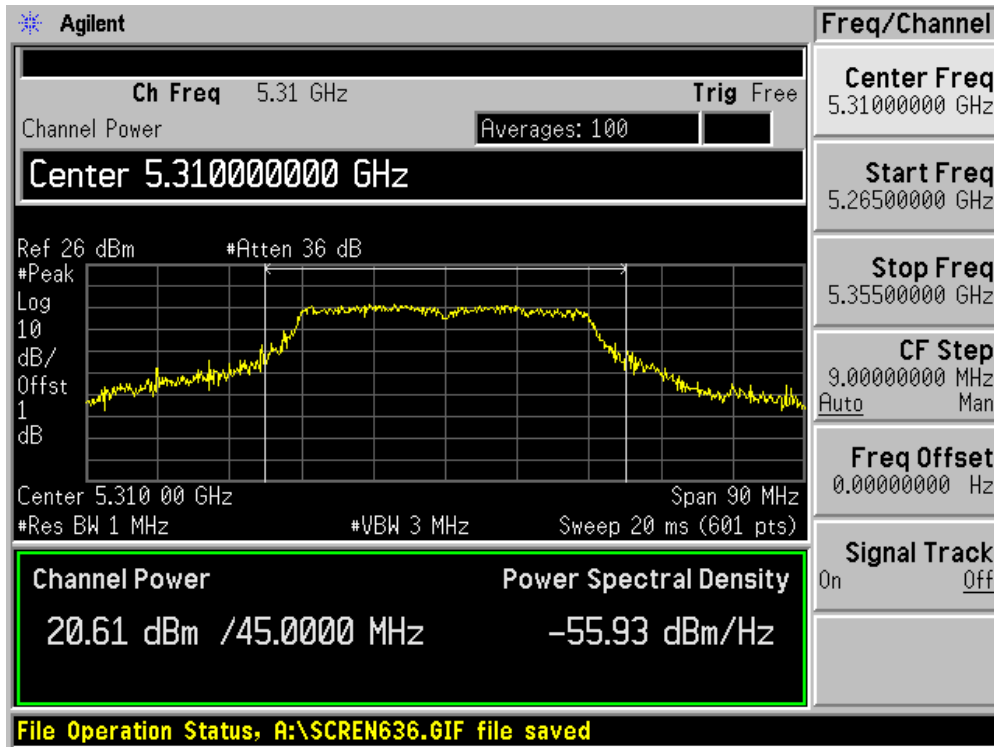
Channel 46 (5230MHz) - Chain 010



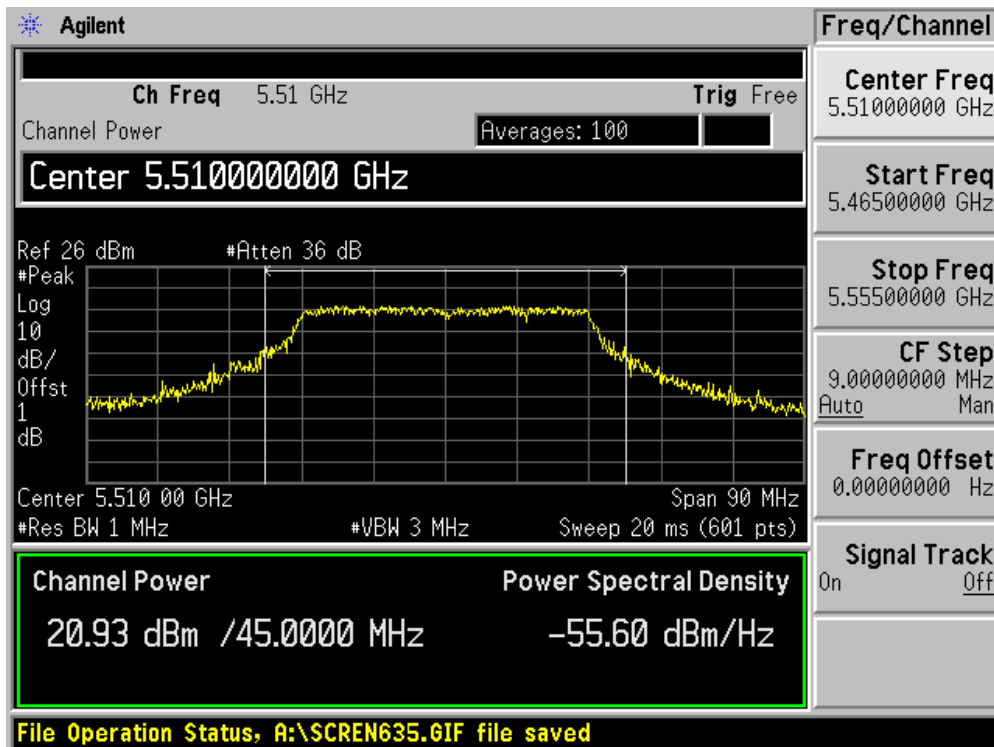
Channel 54 (5270MHz) - Chain 010



Channel 62 (5310MHz) - Chain 010



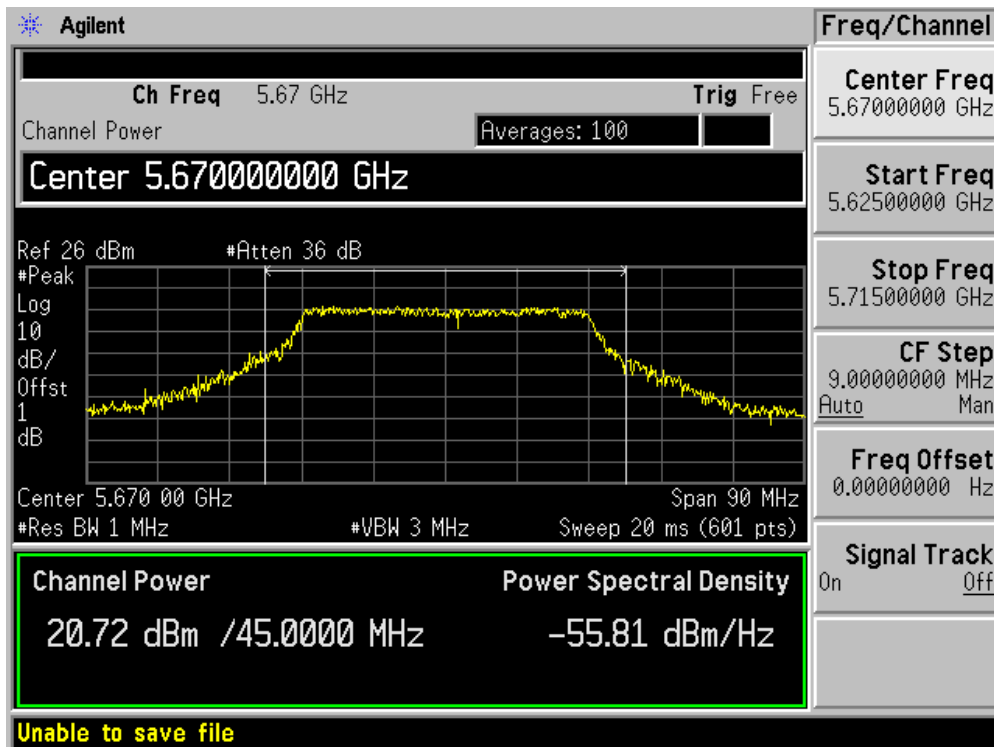
Channel 102 (5510MHz) - Chain 010



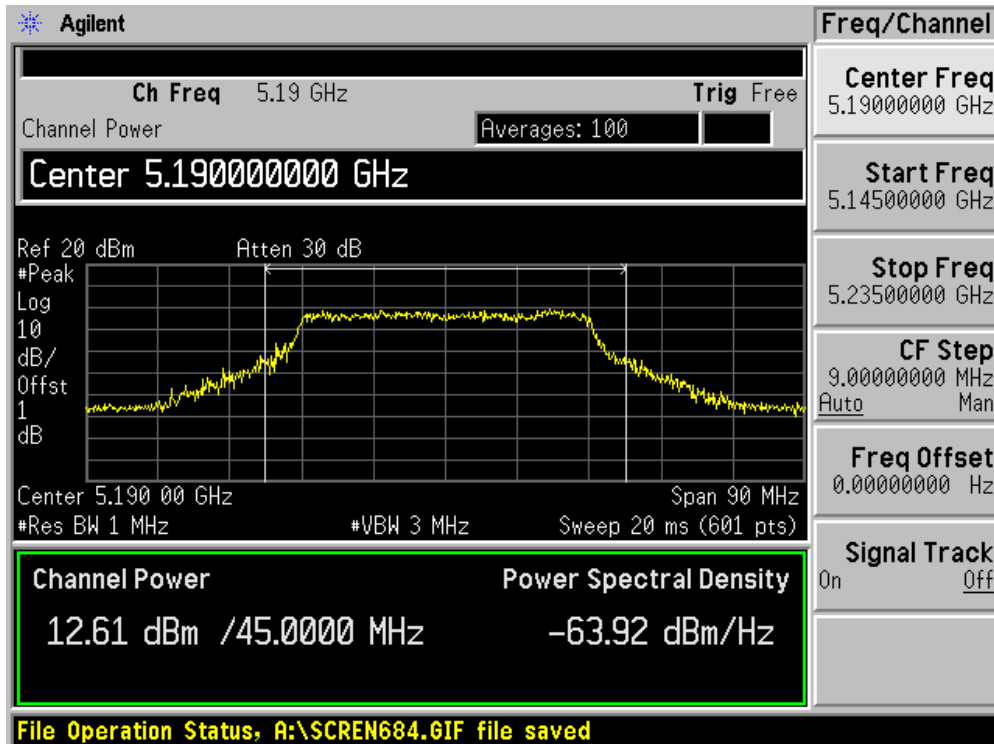
Channel 118 (5590MHz) - Chain 010



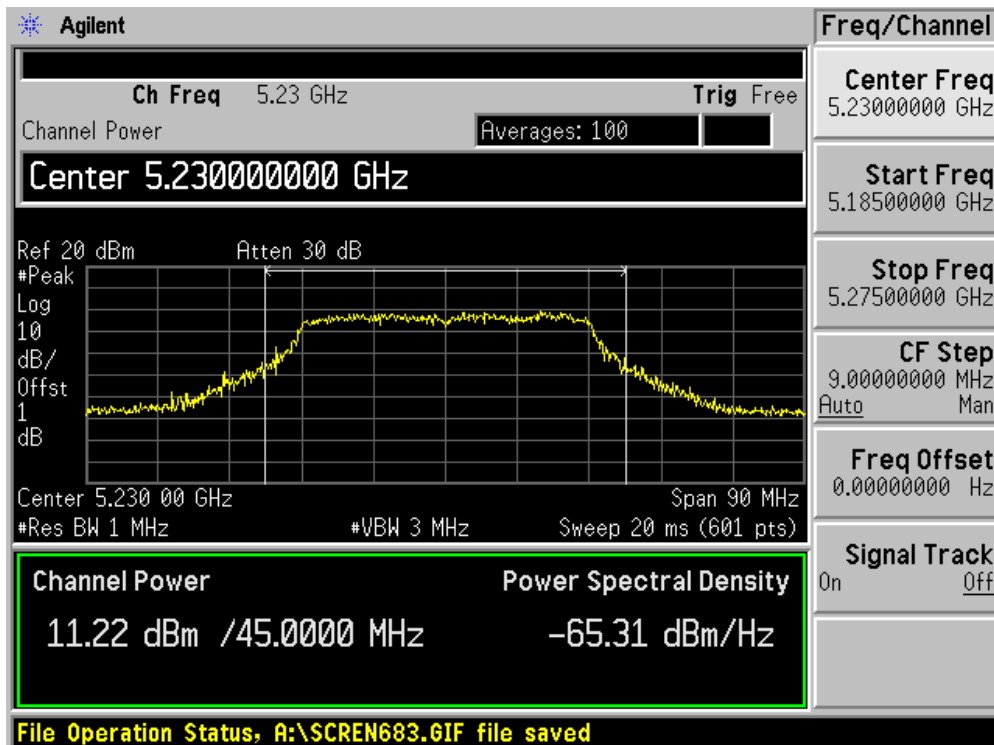
Channel 134 (5670MHz) - Chain 010



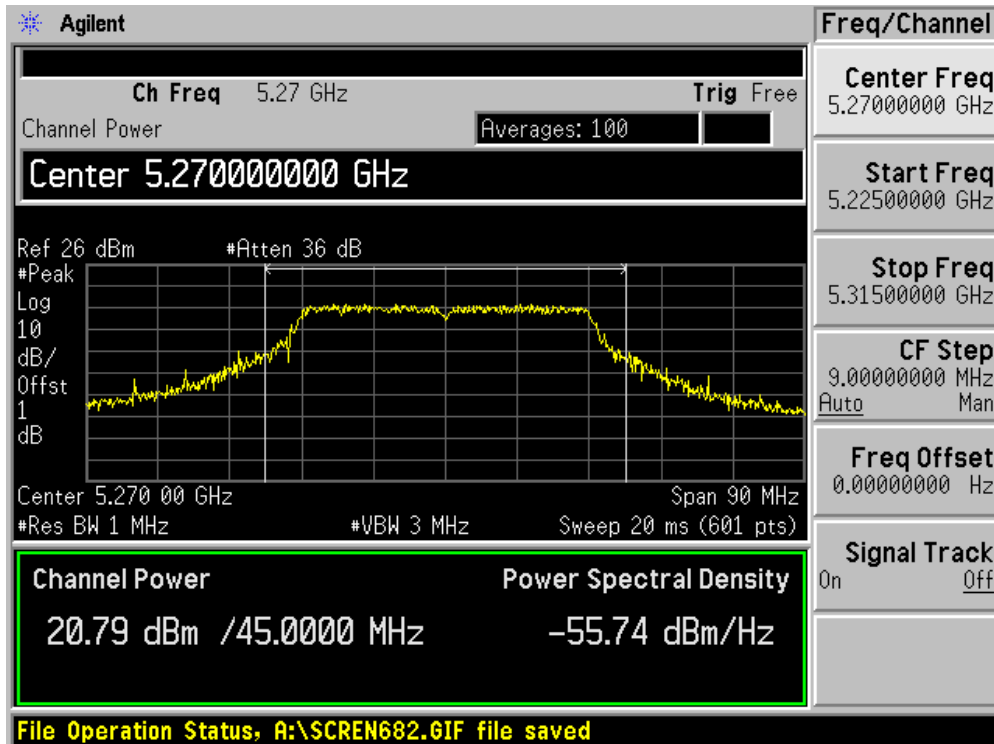
Channel 38 (5190MHz) - Chain 100



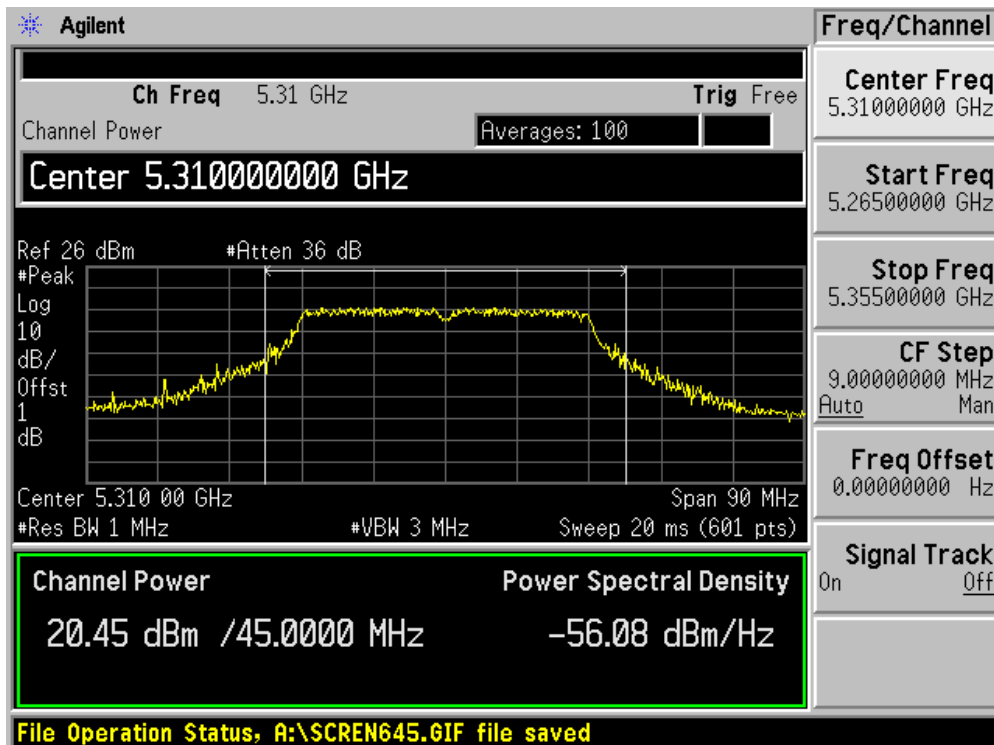
Channel 46 (5230MHz) - Chain 100



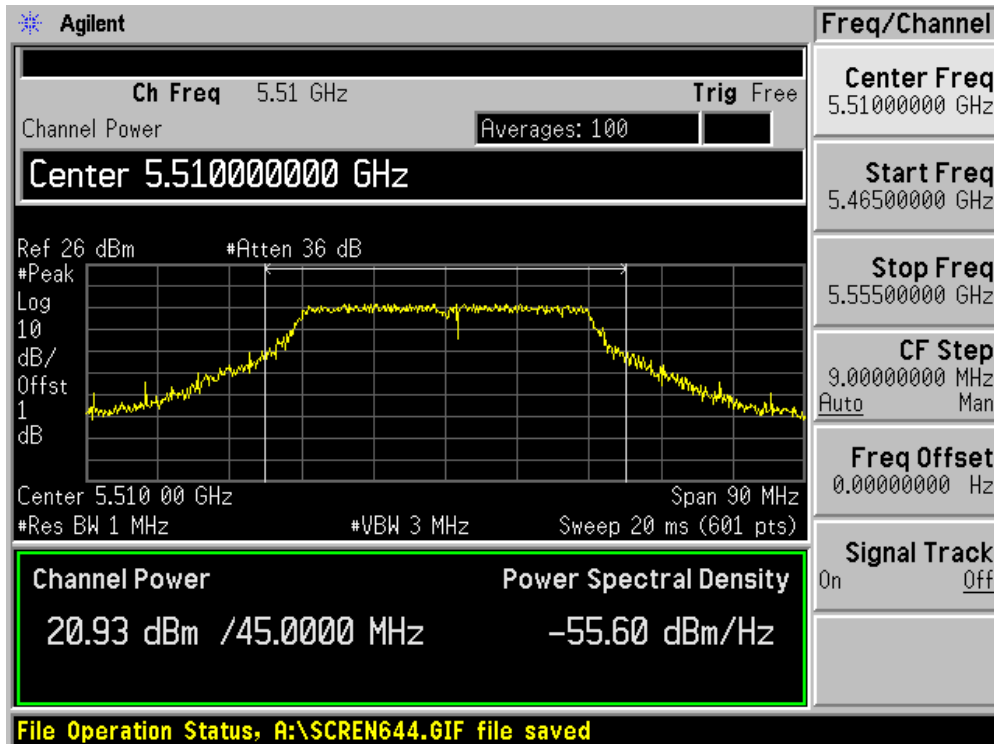
Channel 54 (5270MHz) - Chain 100



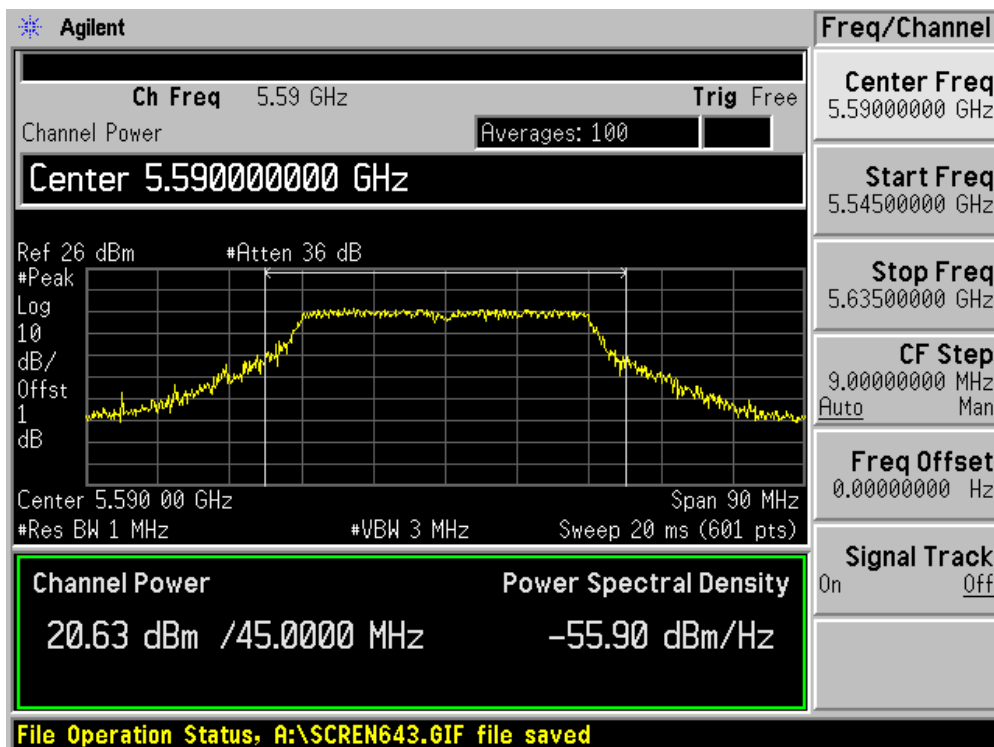
Channel 62 (5310MHz) - Chain 100



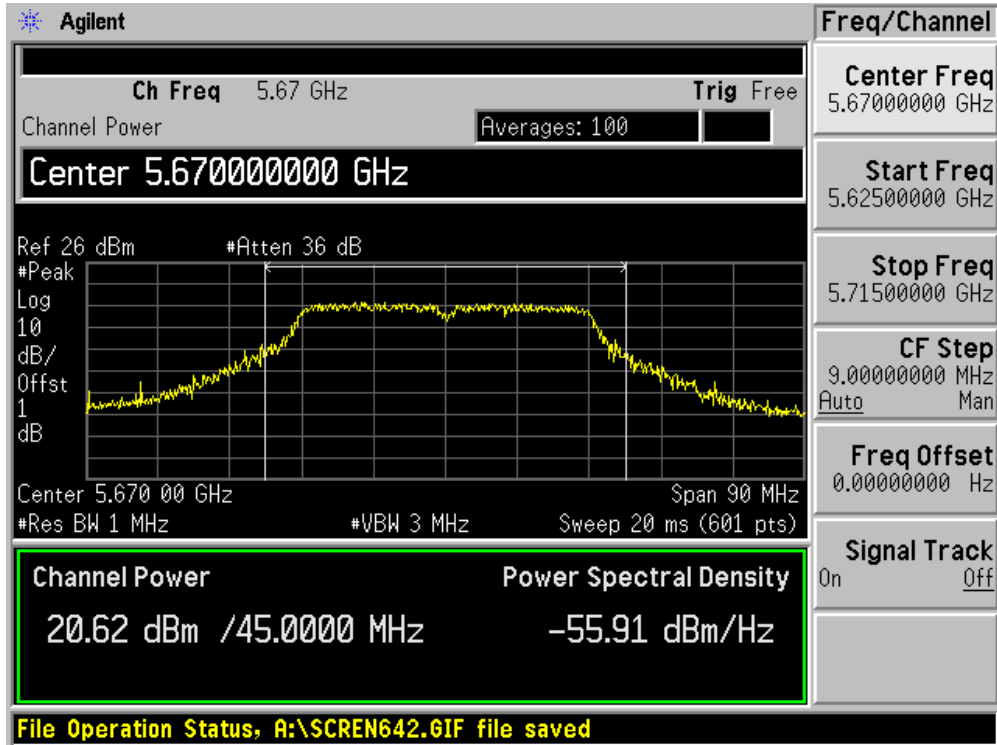
Channel 102 (5510MHz) - Chain 100



Channel 118 (5590MHz) - Chain 100



Channel 134 (5670MHz) - Chain 100



8. Peak Power Spectral Density

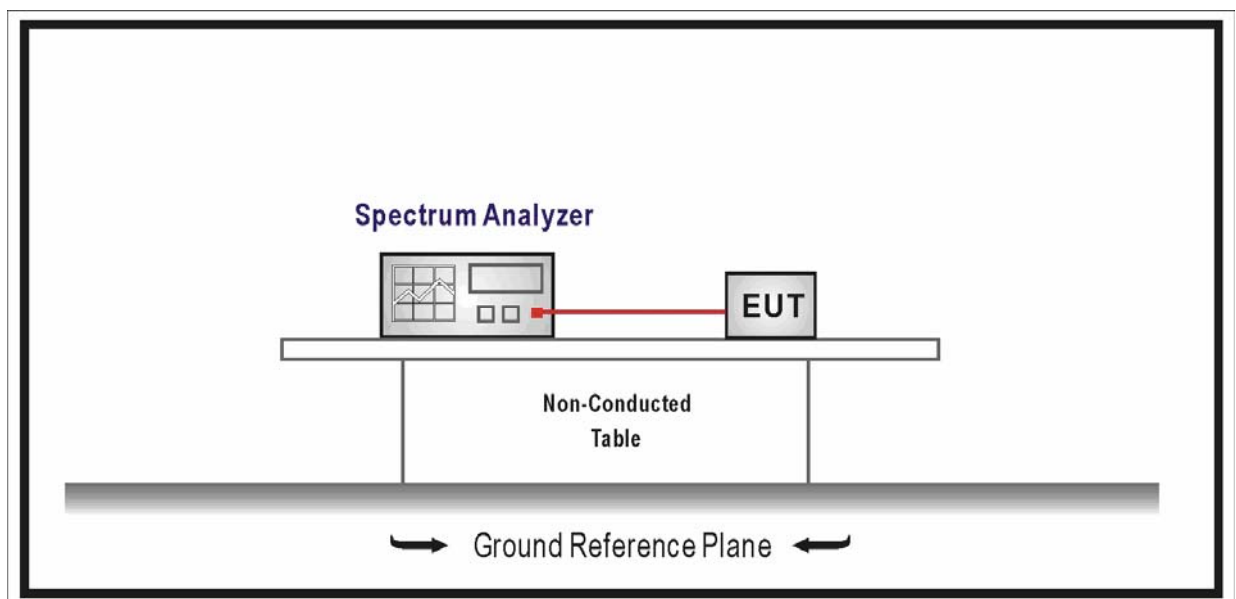
8.1. Test Equipment

Peak Power Spectral Density / AC-4

Instrument	Manufacturer	Type No.	Serial No.	Cal. Date
Spectrum Analyzer	Agilent	E4446A	MY45300103	2008/06/11
Coaxial Cable	Huber+Suhner	AC4-RF	09	2008/11/24
Temperature/Humidity Meter	zhicheng	ZC1-2	QT-TH007	2008/03/09

Note: All equipments are calibrated with traceable calibrations. Each calibration is traceable to the national or international standards.

8.2. Test Setup



8.3. Limit

- For the band 5.15-5.25 GHz, the maximum conducted output power over the frequency band of operation shall not exceed the lesser of 50 mW or $4 \text{ dBm} + 10 \log B$, where B is the 26 dB emission bandwidth in MHz. If transmitting antenna of directional gain greater than 6 dBi are used, the maximum conducted output power shall be reduced by the amount in dB that directional gain of the antenna exceeds 6 dBi.
- For the band 5.25-5.35 GHz and 5.47-5.725 GHz bands, the maximum conducted output power over the frequency bands of operation shall not exceed the lesser of 250 mW or $11 \text{ dBm} + 10 \log B$, where B is the 26 dB emission bandwidth in megahertz. If transmitting

antenna of directional gain greater than 6 dBi are used, the maximum conducted output power shall be reduced by the amount in dB that directional gain of the antenna exceeds 6 dBi.

- For the band 5.725-5.825 GHz, the maximum conducted output power over the frequency band of operation shall not exceed the lesser of 1 W or $17 \text{ dBm} + 10 \log B$, where B is the 26 dB emission bandwidth in MHz. If transmitting antenna of directional gain greater than 6 dBi are used, the maximum conducted output power shall be reduced by the amount in dB that directional gain of the antenna exceeds 6 dBi. However, fixed point-to-point U-NII devices operating in this band may employ transmitting antennas with directional gain up to 23 dBi without any corresponding reduction in the transmitter peak output power. For fixed, point-to-point U-NII transmitters that employ a directional antenna gain greater than 23 dBi, a 1 dB reduction in peak transmitter power for each 1 dB of antenna gain in excess of 23 dBi would be required.

8.4. Test Procedure

The EUT was tested according to FCC Public Notice DA 02-2138, August 30, 2002 for compliance to FCC 47CFR 15.407 requirements.

Use sample detector and power averaging (not video averaging) mode. Set RBW= 1 MHz*, VBW > 1 MHz. The PPSD is the highest level found across the emission in any 1-MHz band after 100 sweeps of averaging. This method is permitted only if the transmission pulse or sequence of pulses remains at maximum transmit power throughout each of the 100 sweeps of averaging and that the interval between pulses is not included in any of the sweeps (e.g., 100 sweeps should occur during one transmission, or each sweep gated to occur during a transmission).

8.5. Uncertainty

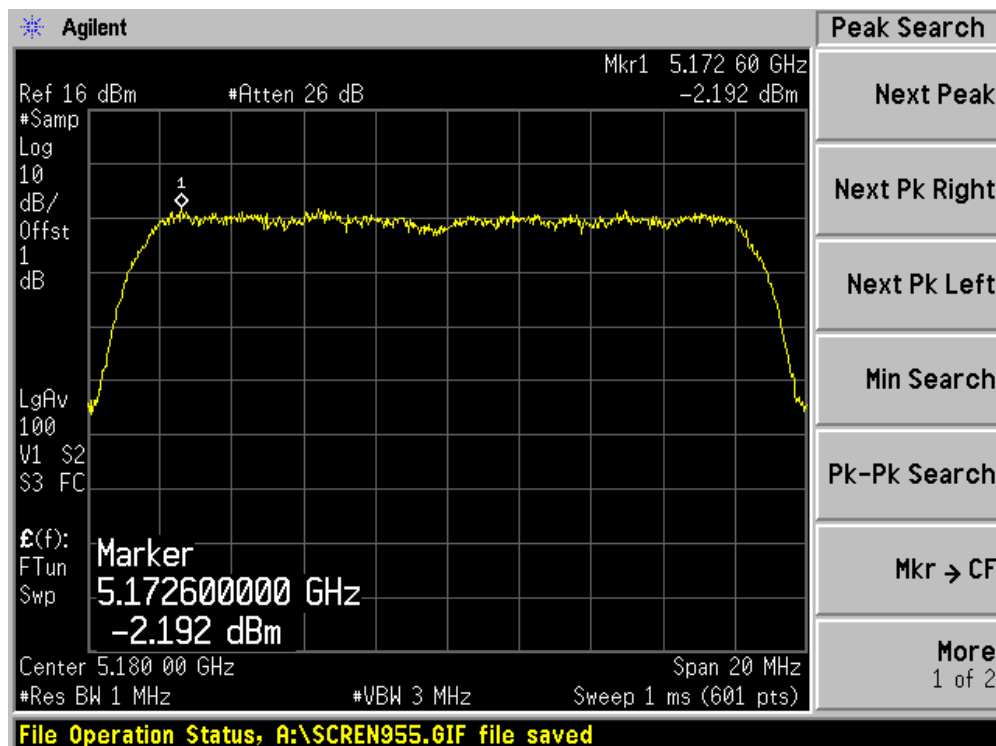
The measurement uncertainty is defined as $\pm 1.27 \text{ dB}$

8.6. Test Result

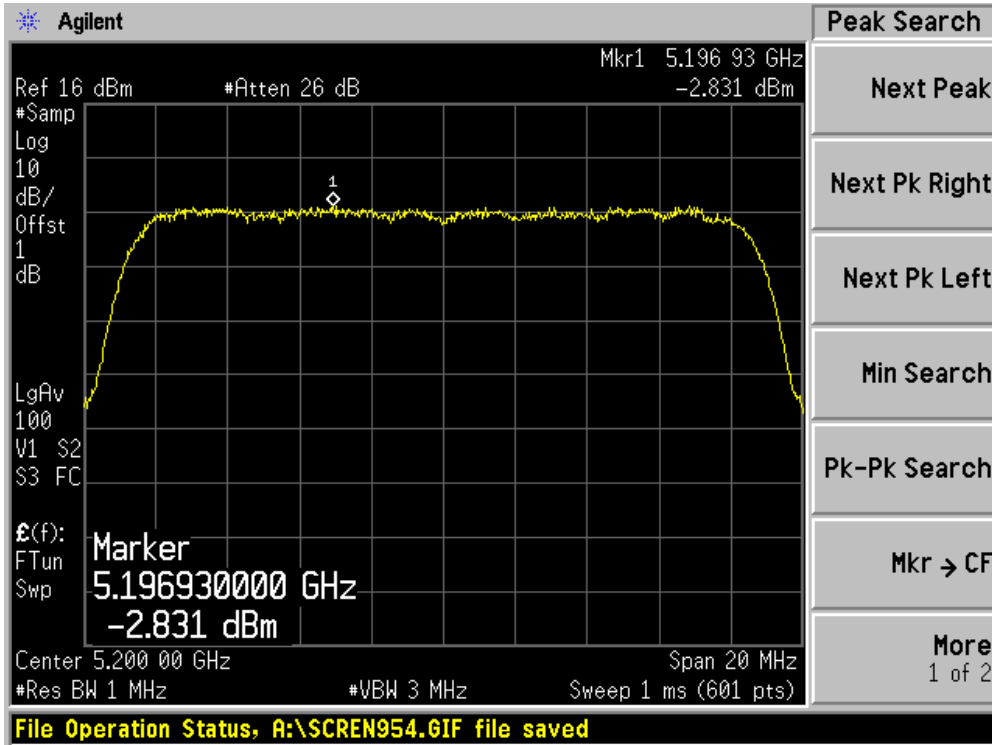
Product	:	WIRELESS-A/N 26DBM NETWORK MINI PCI ADAPTER
Test Item	:	Peak Power Spectral Density
Test Site	:	AC-4
Test Mode	:	Mode 1: Transmit by 802.11a (Chain 1X 010)

Channel No.	Frequency (MHz)	Measurement PPSD (dBm/MHz)		Total PPSD (dBm/MHz)	Limit (dBm/MHz)	Result
		Chain 010	Chain 100			
36	5180	-2.192	N/A	-2.192	4	Pass
40	5200	-2.831	N/A	-2.831	4	Pass
48	5240	-3.001	N/A	-3.001	4	Pass
52	5260	4.337	N/A	4.337	11	Pass
60	5300	4.798	N/A	4.798	11	Pass
64	5320	4.456	N/A	4.456	11	Pass
100	5500	5.008	N/A	5.008	11	Pass
120	5600	3.961	N/A	3.961	11	Pass
140	5700	4.457	N/A	4.457	11	Pass

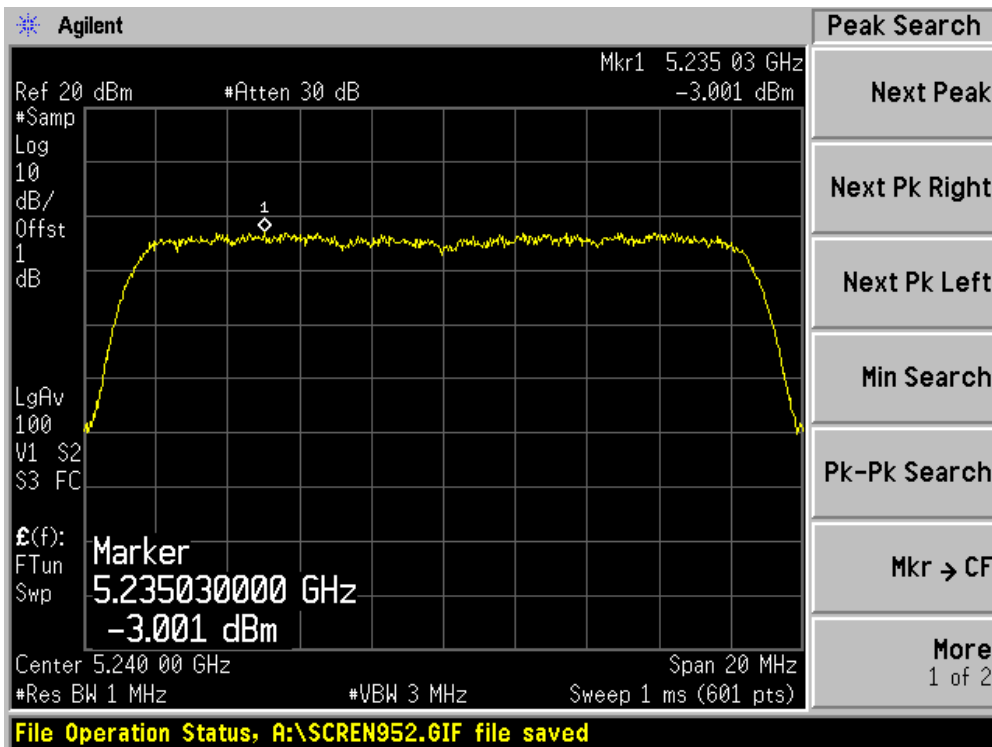
Channel 36 (5180MHz)



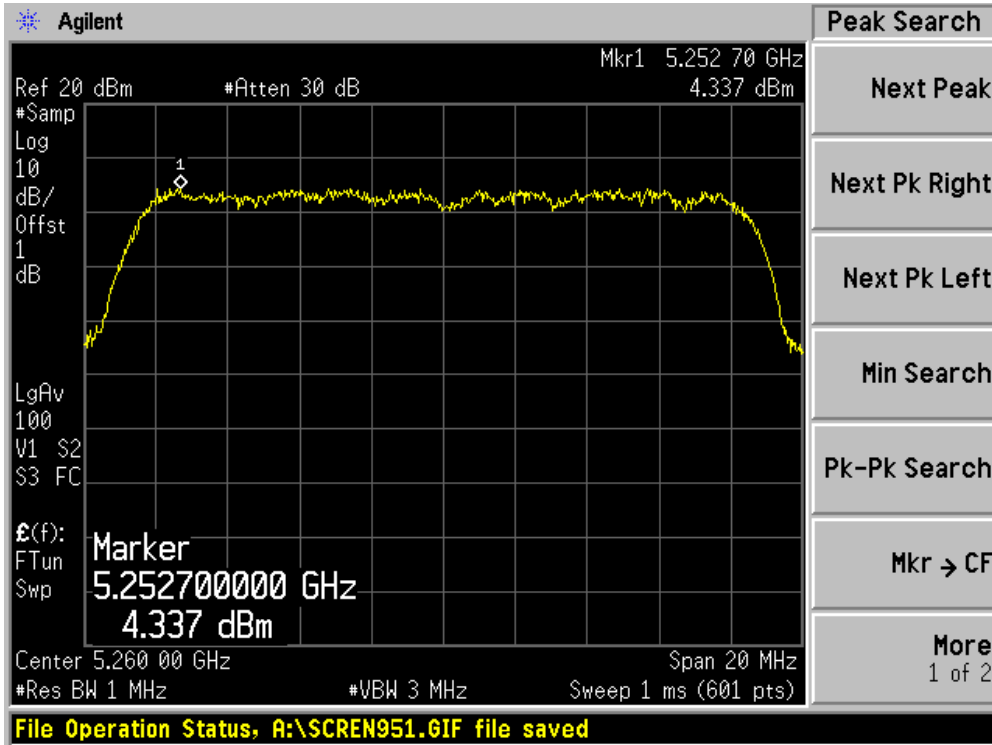
Channel 40 (5200MHz)



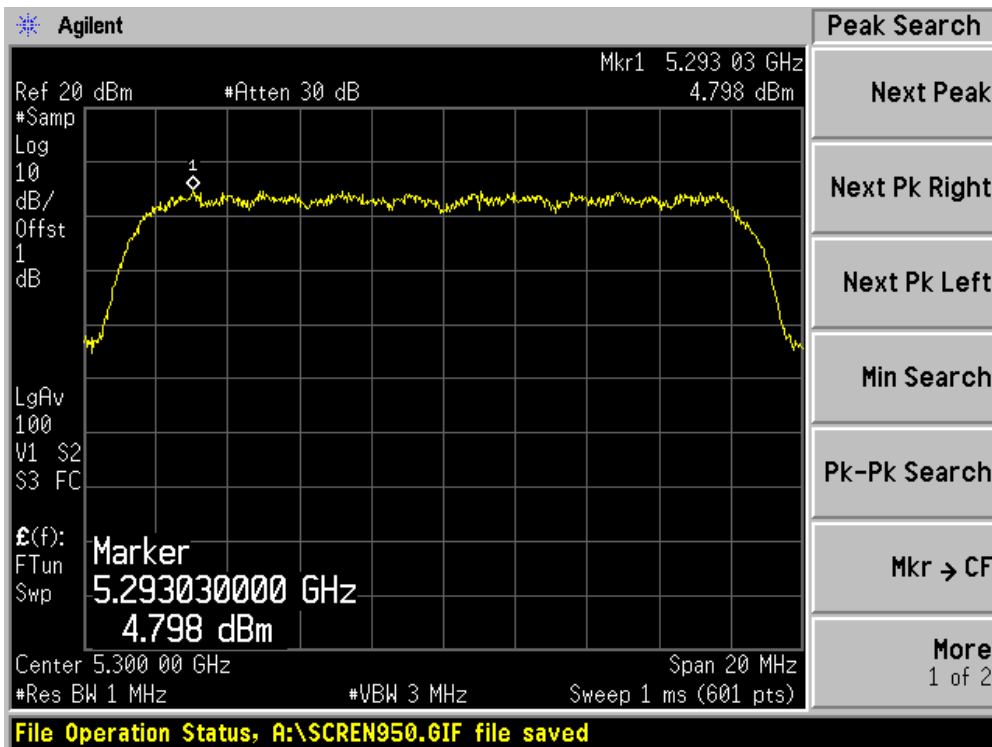
Channel 48 (5240MHz)



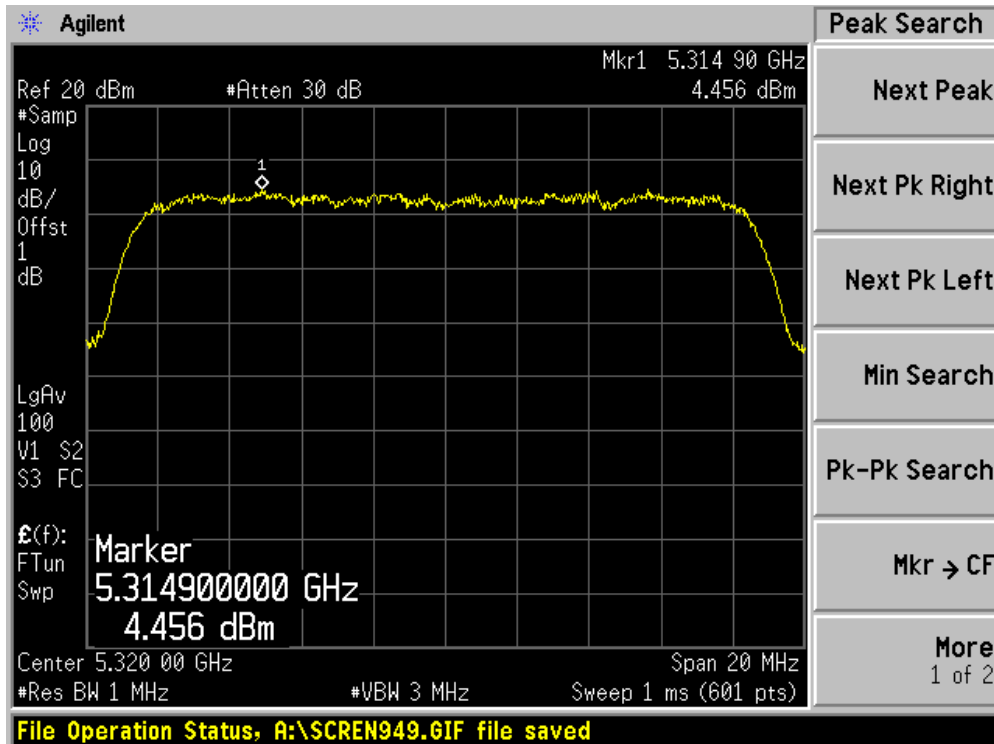
Channel 52 (5260MHz)



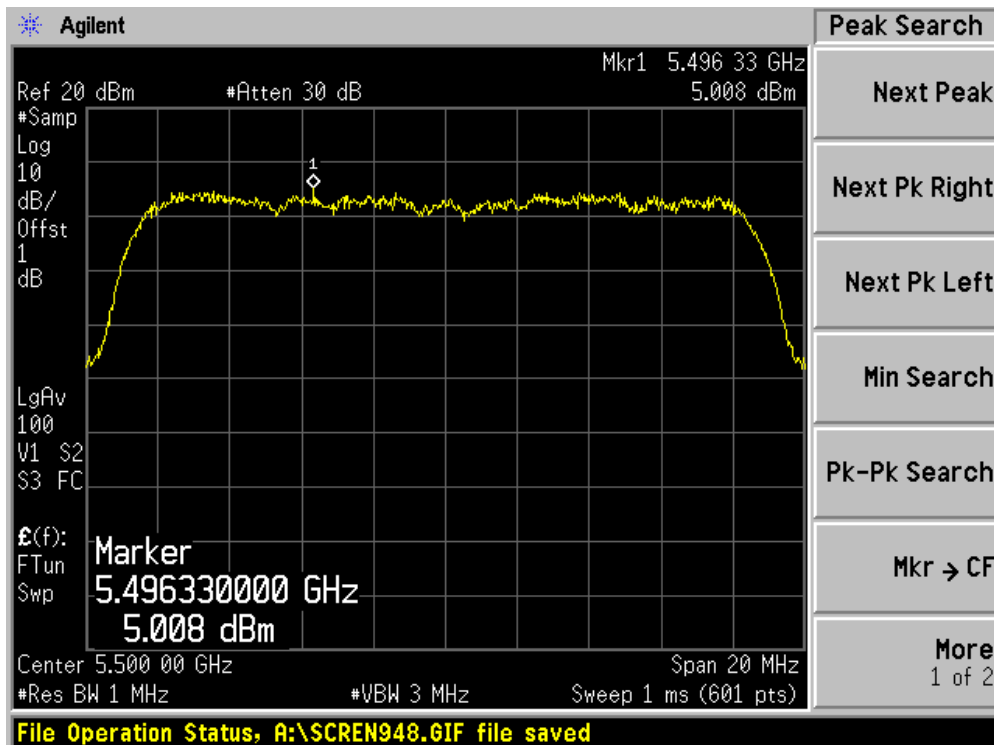
Channel 60 (5300MHz)



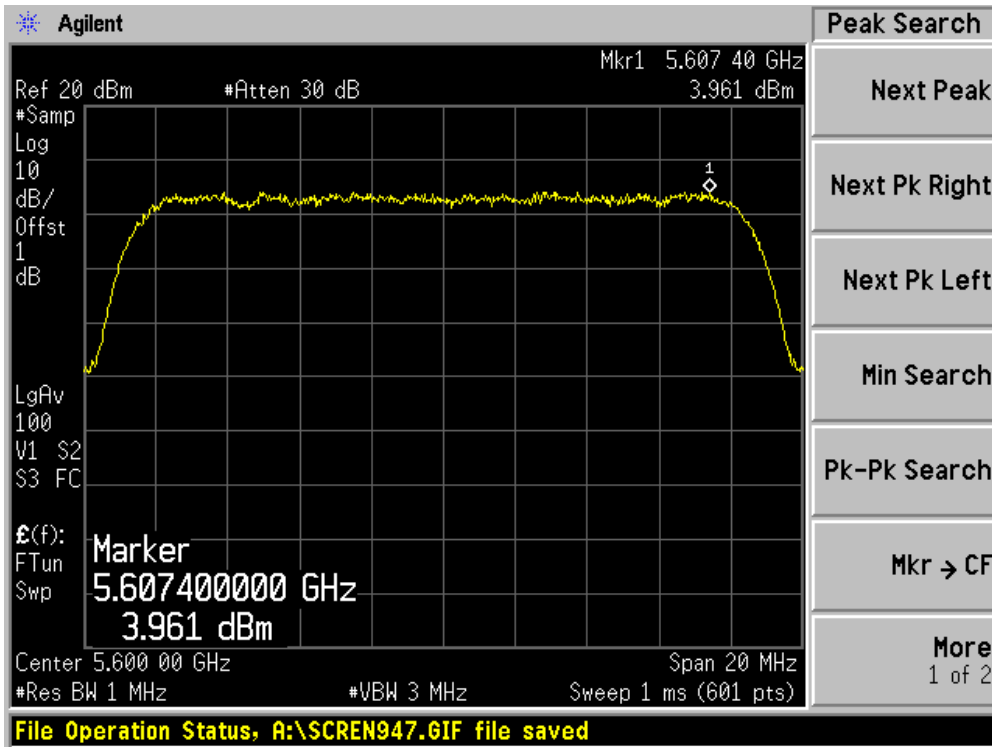
Channel 64 (5320MHz)



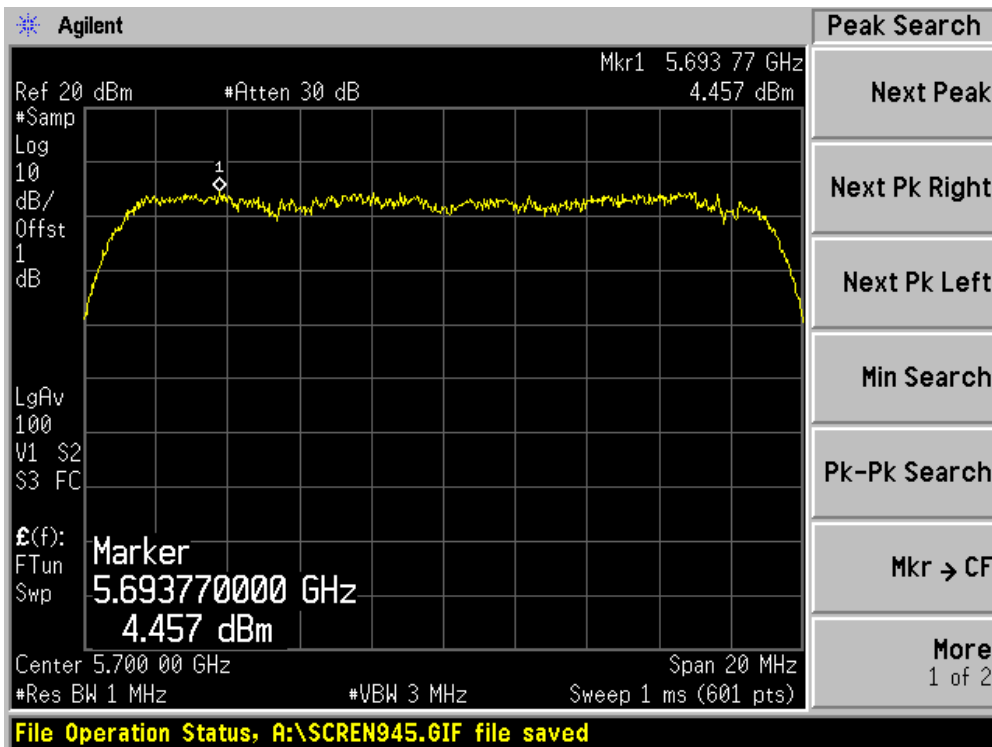
Channel 100 (5500MHz)



Channel 120 (5600MHz)



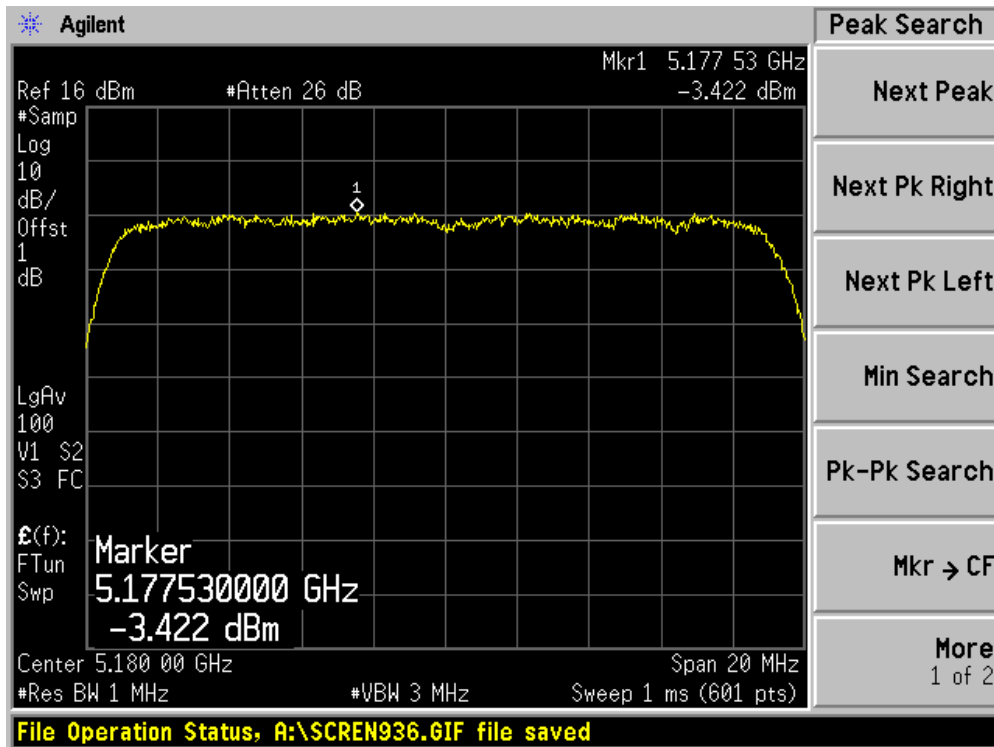
Channel 140 (5700MHz)



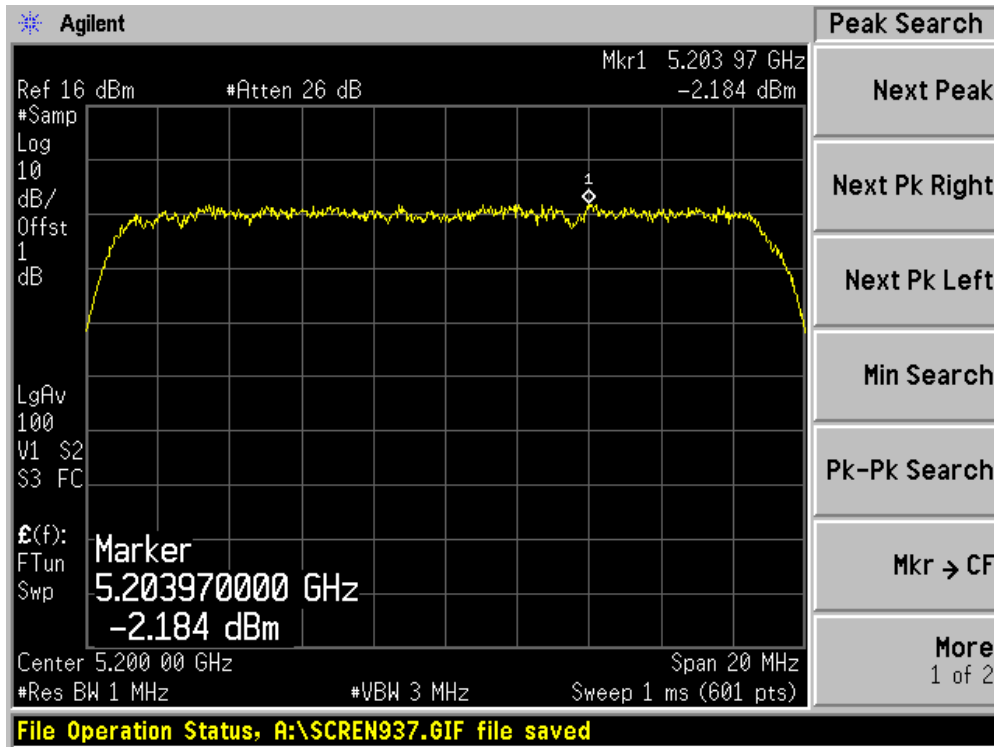
Product	:	WIRELESS-A/N 26DBM NETWORK MINI PCI ADAPTER
Test Item	:	Peak Power Spectral Density
Test Site	:	AC-4
Test Mode	:	Mode 2: Transmit by 802.11n (20MHz) (Chain 1X 010)

Channel No.	Frequency (MHz)	Measurement PPSD (dBm/MHz)		Total PPSD (dBm/MHz)	Limit (dBm/MHz)	Result
		Chain 010	Chain 100			
36	5180	-3.422	N/A	-3.422	4	Pass
40	5200	-2.184	N/A	-2.184	4	Pass
48	5240	-1.752	N/A	-1.752	4	Pass
52	5260	4.604	N/A	4.604	11	Pass
60	5300	4.464	N/A	4.464	11	Pass
64	5320	4.384	N/A	4.384	11	Pass
100	5500	4.590	N/A	4.590	11	Pass
120	5600	4.460	N/A	4.460	11	Pass
140	5700	4.457	N/A	4.457	11	Pass

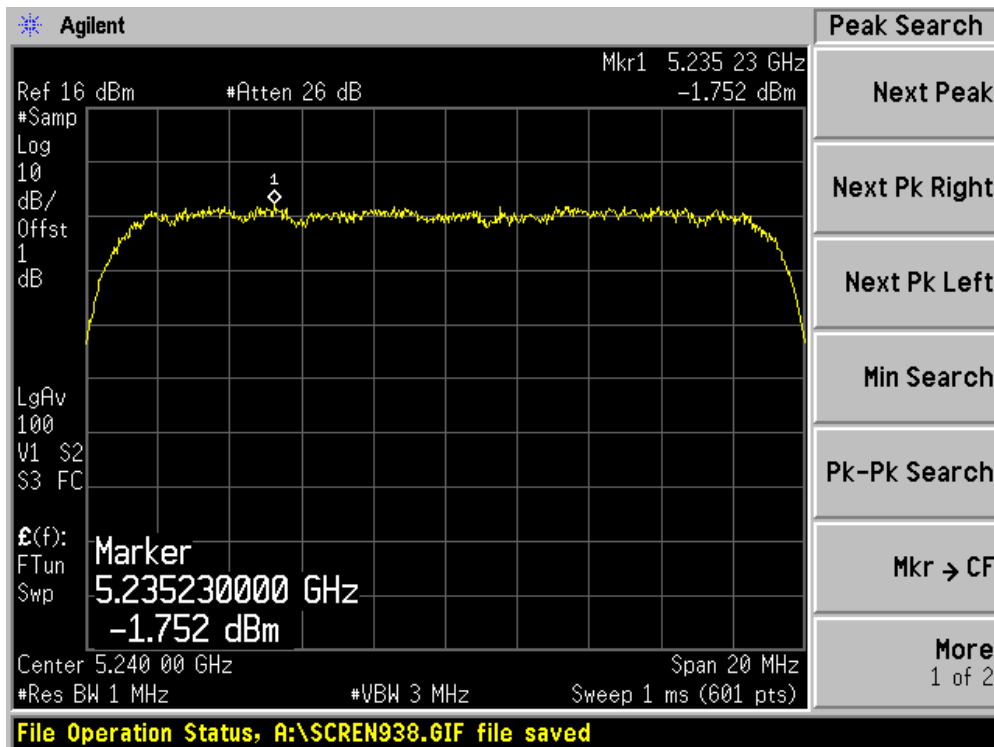
Channel 36 (5180MHz)



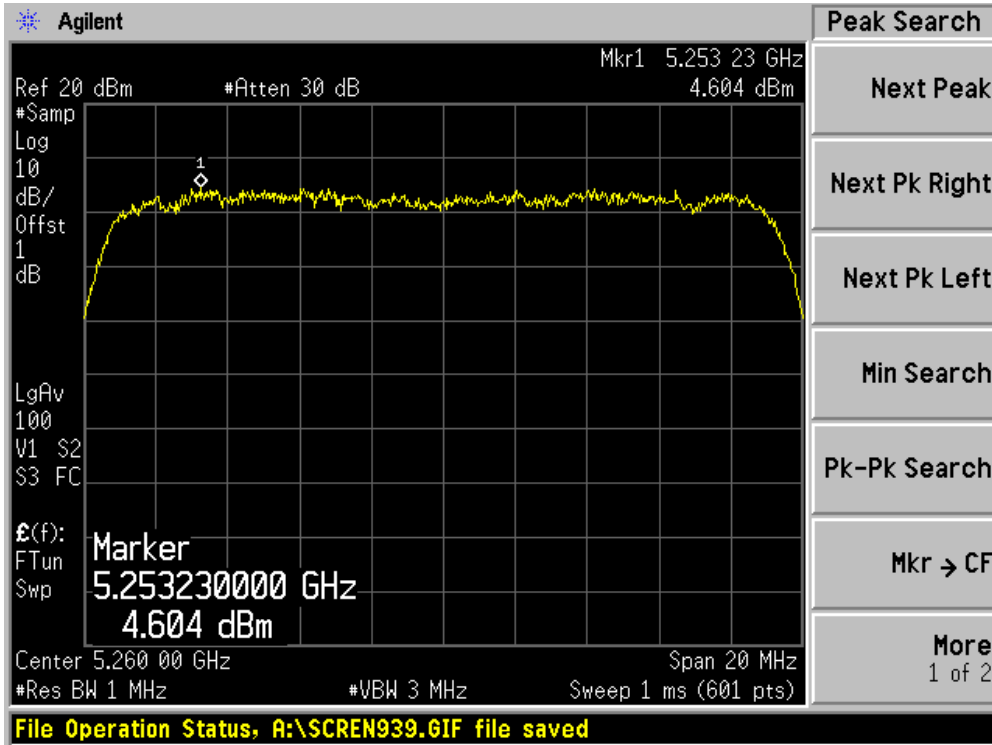
Channel 40 (5200MHz)



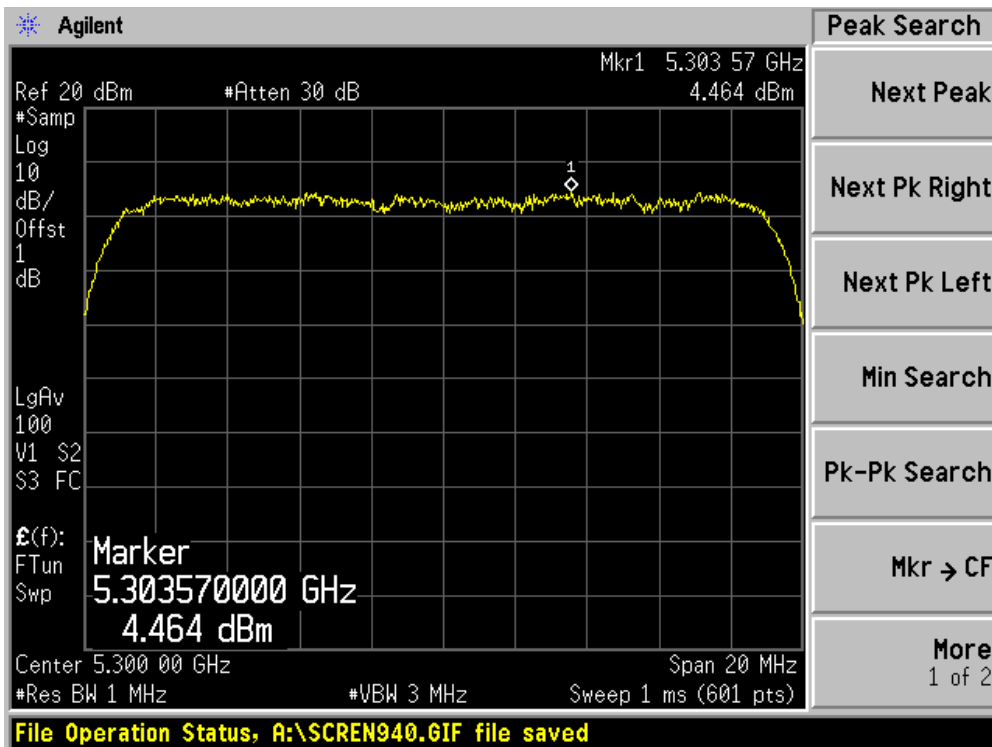
Channel 48 (5240MHz)



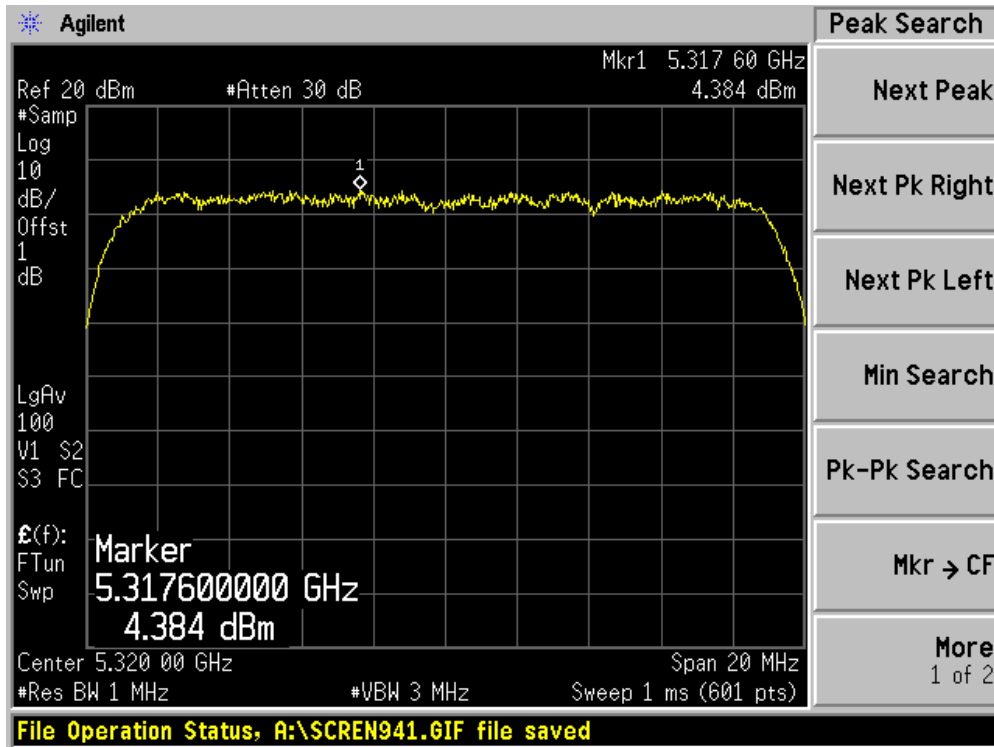
Channel 52 (5260MHz)



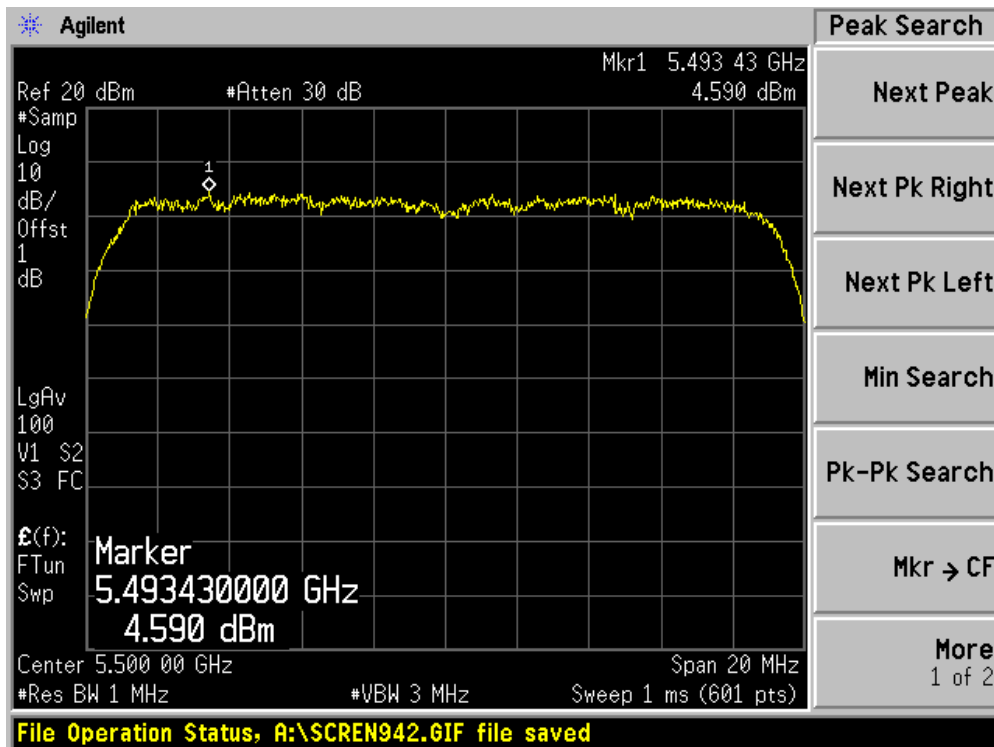
Channel 60 (5300MHz)



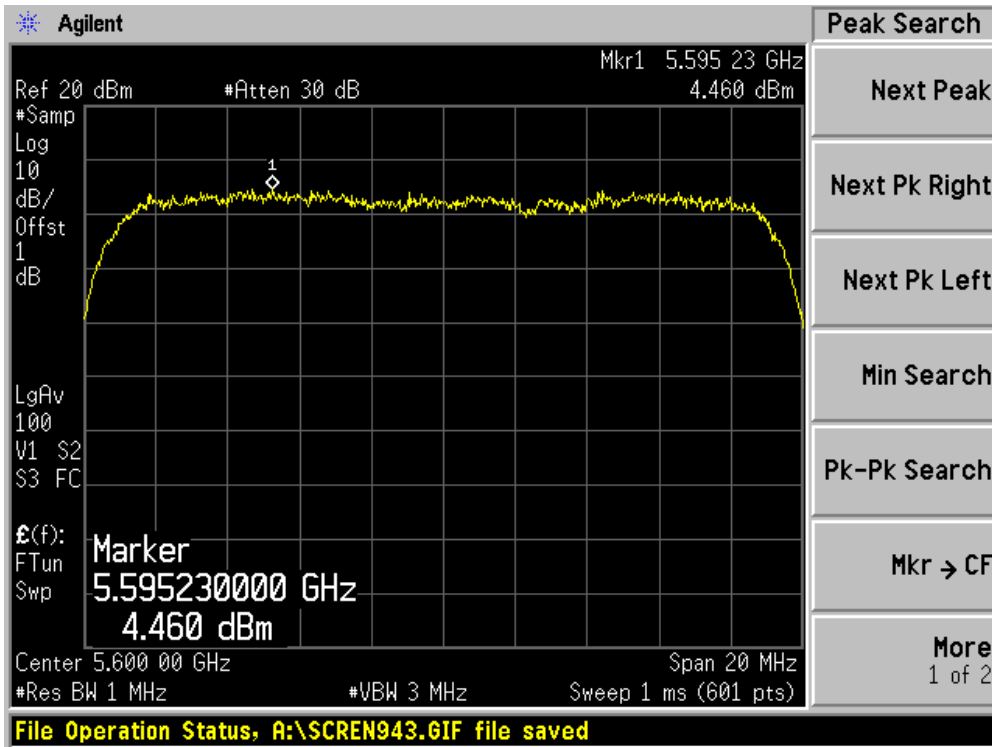
Channel 64 (5320MHz)



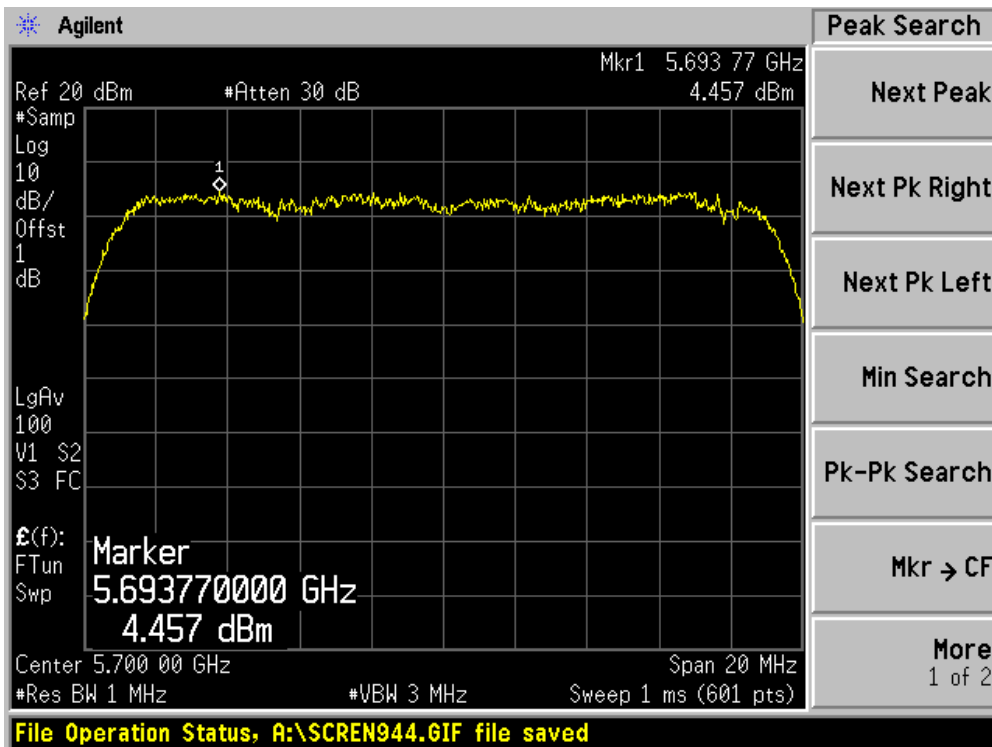
Channel 100 (5500MHz)



Channel 120 (5600MHz)



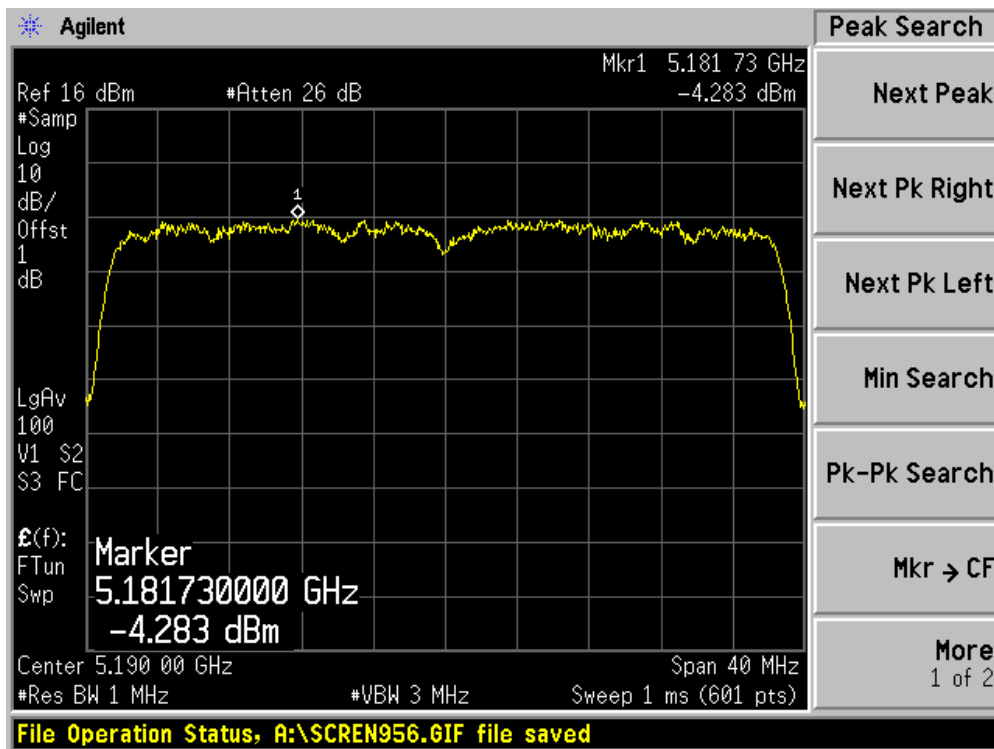
Channel 140 (5700MHz)



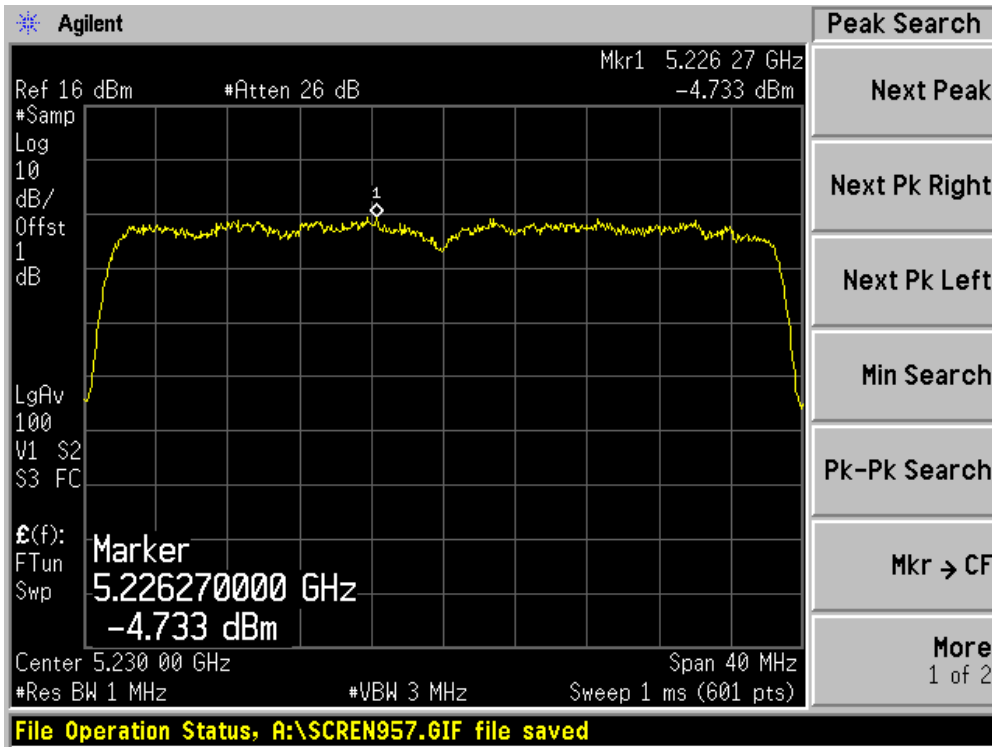
Product	:	WIRELESS-A/N 26DBM NETWORK MINI PCI ADAPTER
Test Item	:	Peak Power Spectral Density
Test Site	:	AC-4
Test Mode	:	Mode 3: Transmit by 802.11n (40MHz) (Chain 1X 010)

Channel No.	Frequency (MHz)	Measurement PPSD (dBm/MHz)		Total PPSD (dBm/MHz)	Limit (dBm/MHz)	Result
		Chain 010	Chain 100			
38	5190	-4.283	N/A	-4.283	4	Pass
46	5230	-4.733	N/A	-4.733	4	Pass
54	5270	1.349	N/A	1.349	11	Pass
62	5310	0.761	N/A	0.761	11	Pass
102	5510	0.228	N/A	0.228	11	Pass
118	5590	1.624	N/A	1.624	11	Pass
134	5670	1.191	N/A	1.191	11	Pass

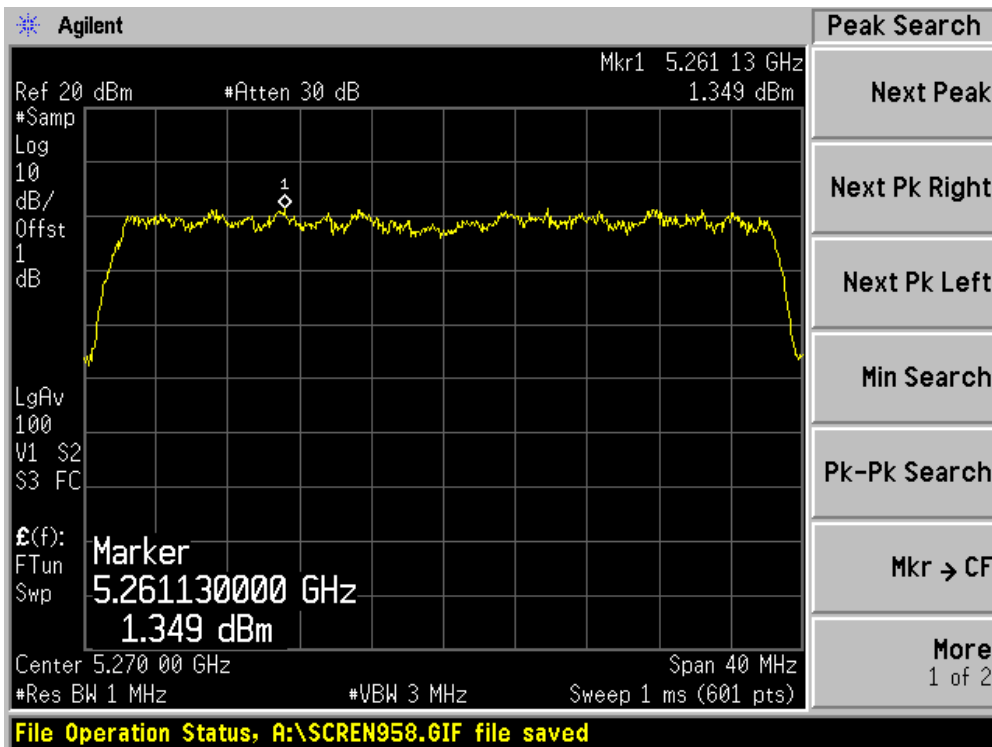
Channel 38 (5190MHz)



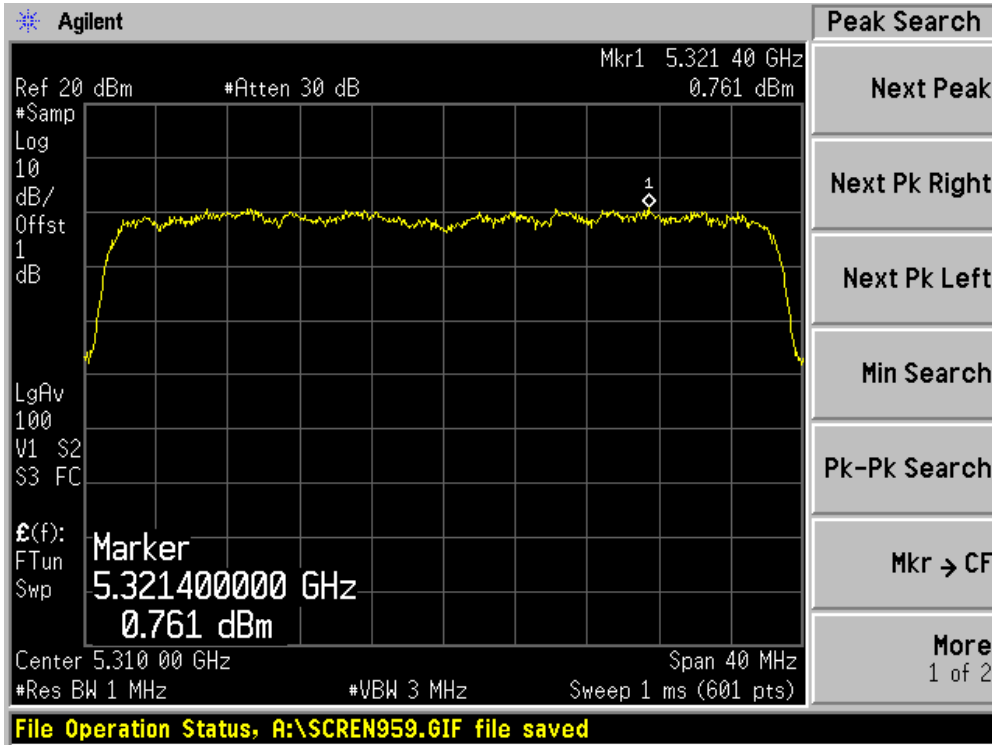
Channel 46 (5230MHz)



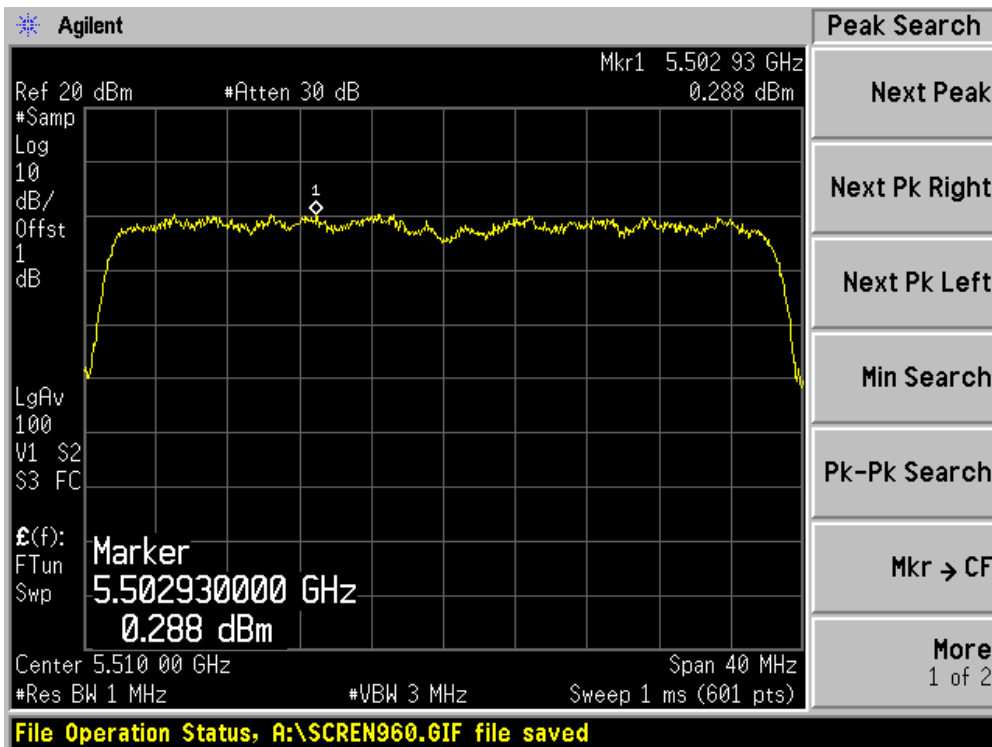
Channel 54 (5270MHz)



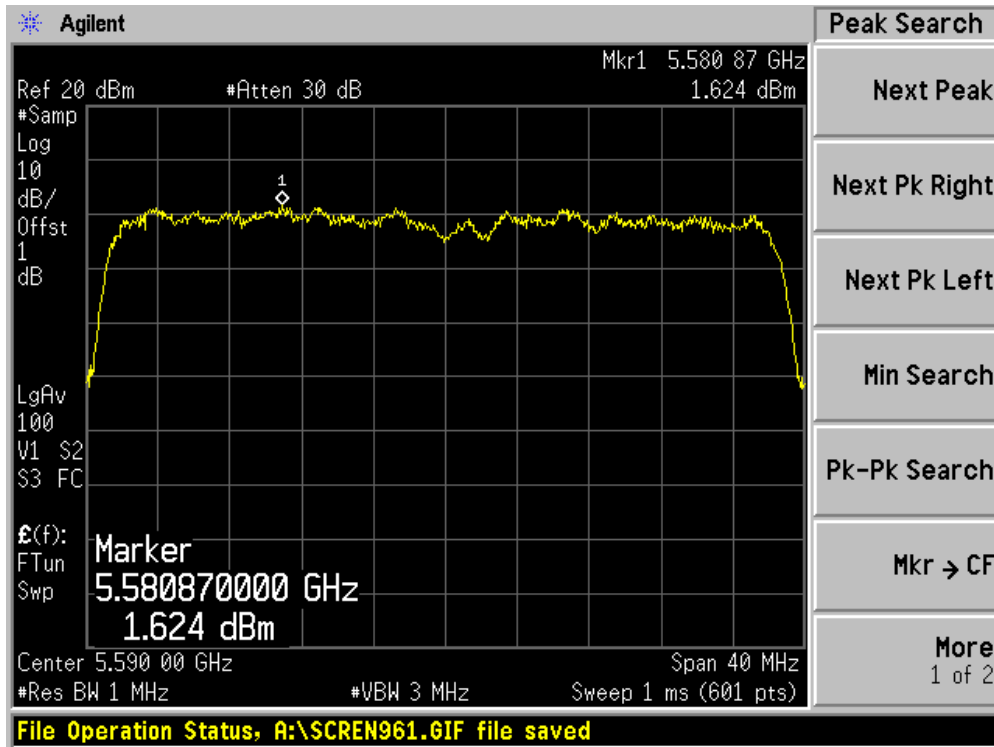
Channel 62 (5310MHz)



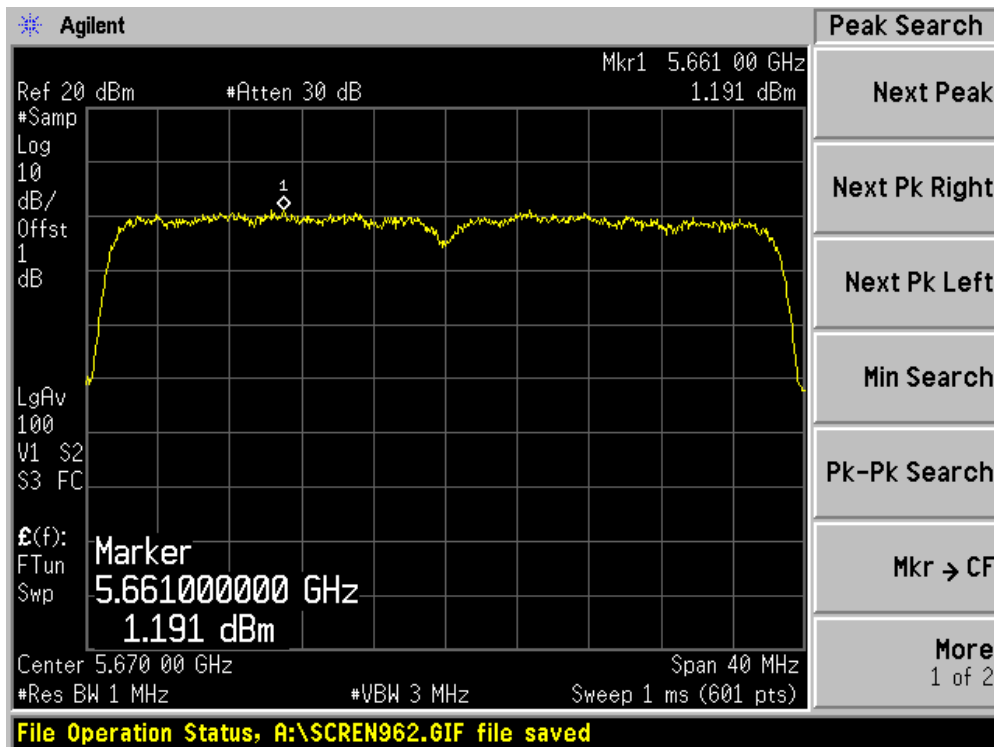
Channel 102 (5510MHz)



Channel 118 (5590MHz)



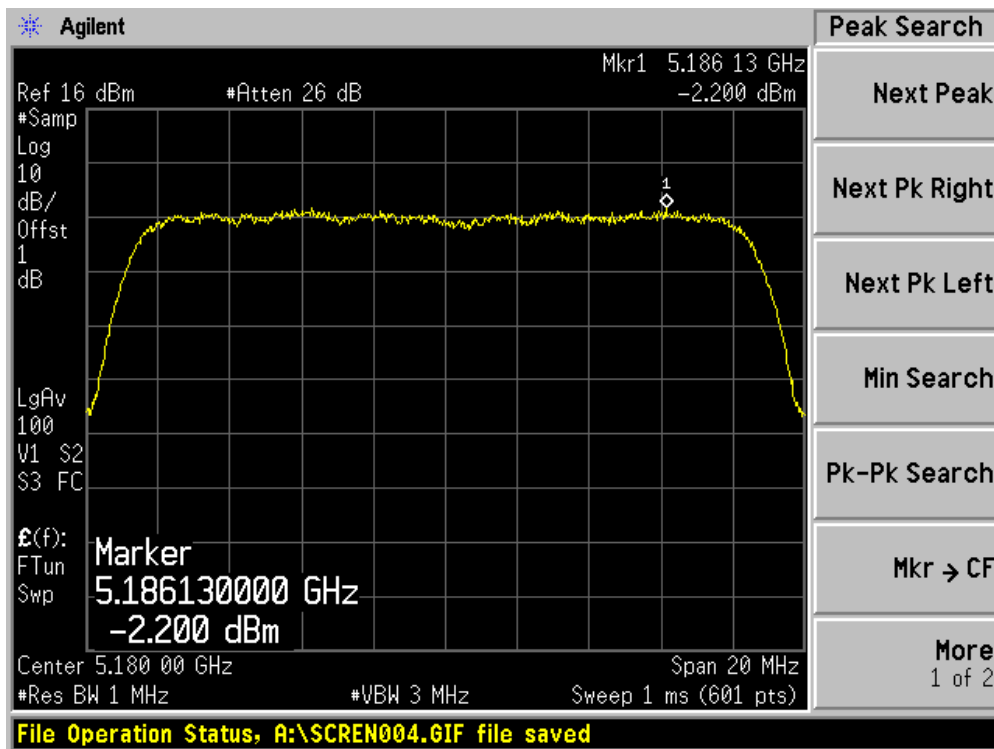
Channel 134 (5670MHz)



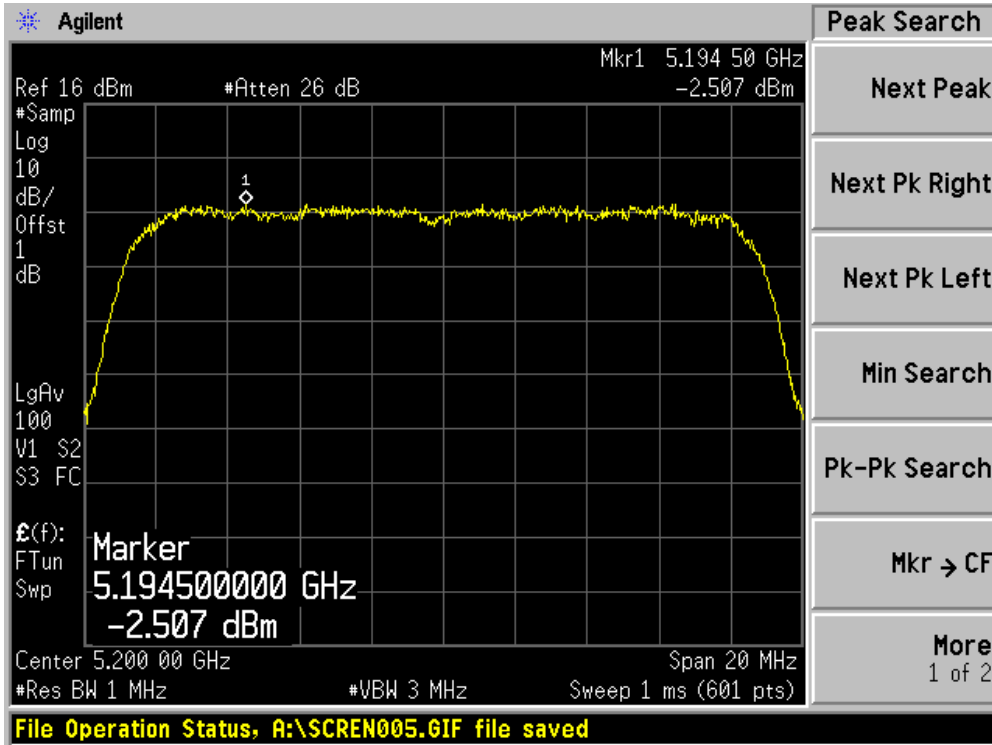
Product	:	WIRELESS-A/N 26DBM NETWORK MINI PCI ADAPTER
Test Item	:	Peak Power Spectral Density
Test Site	:	AC-4
Test Mode	:	Mode 1: Transmit by 802.11a (Chain 1X 100)

Channel No.	Frequency (MHz)	Measurement PPSD (dBm/MHz)		Total PPSD (dBm/MHz)	Limit (dBm/MHz)	Result
		Chain 010	Chain 100			
36	5180	N/A	-2.200	-2.200	4	Pass
40	5200	N/A	-2.507	-2.507	4	Pass
48	5240	N/A	-1.587	-1.587	4	Pass
52	5260	N/A	4.279	4.279	11	Pass
60	5300	N/A	4.305	4.305	11	Pass
64	5320	N/A	4.544	4.544	11	Pass
100	5500	N/A	4.303	4.303	11	Pass
120	5600	N/A	3.832	3.832	11	Pass
140	5700	N/A	4.184	4.184	11	Pass

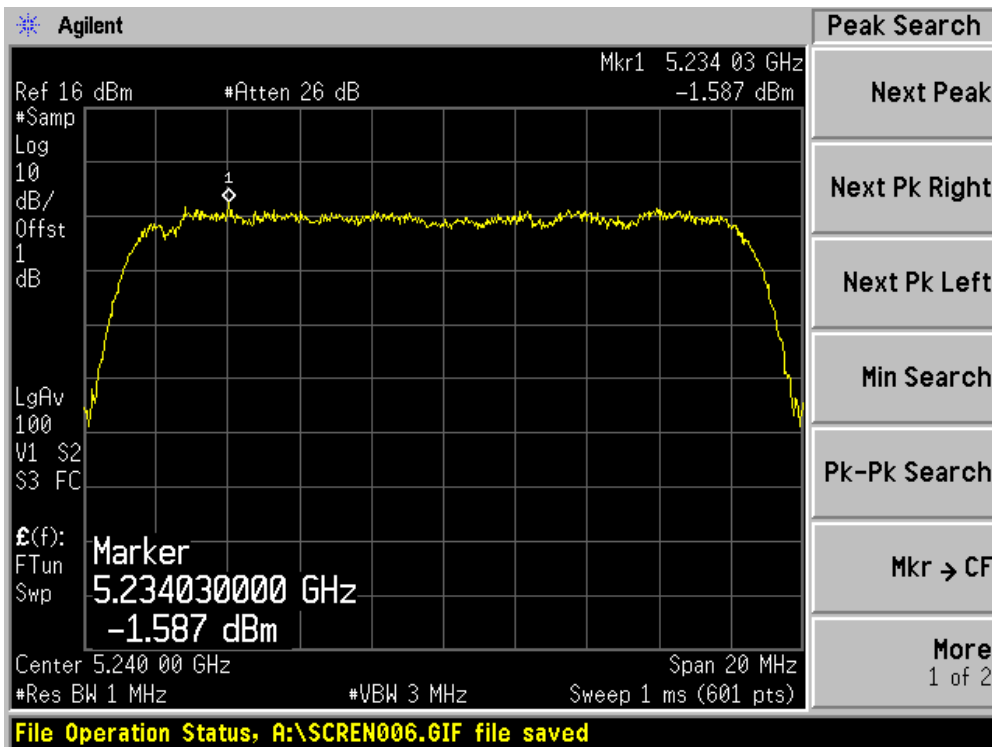
Channel 36 (5180MHz)



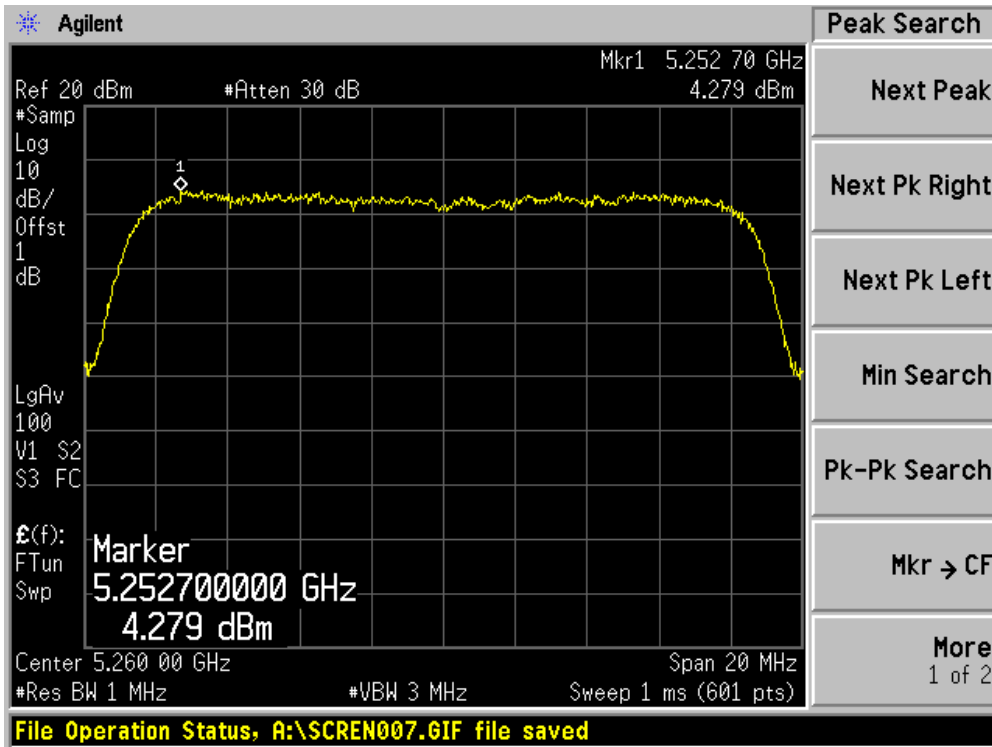
Channel 40 (5200MHz)



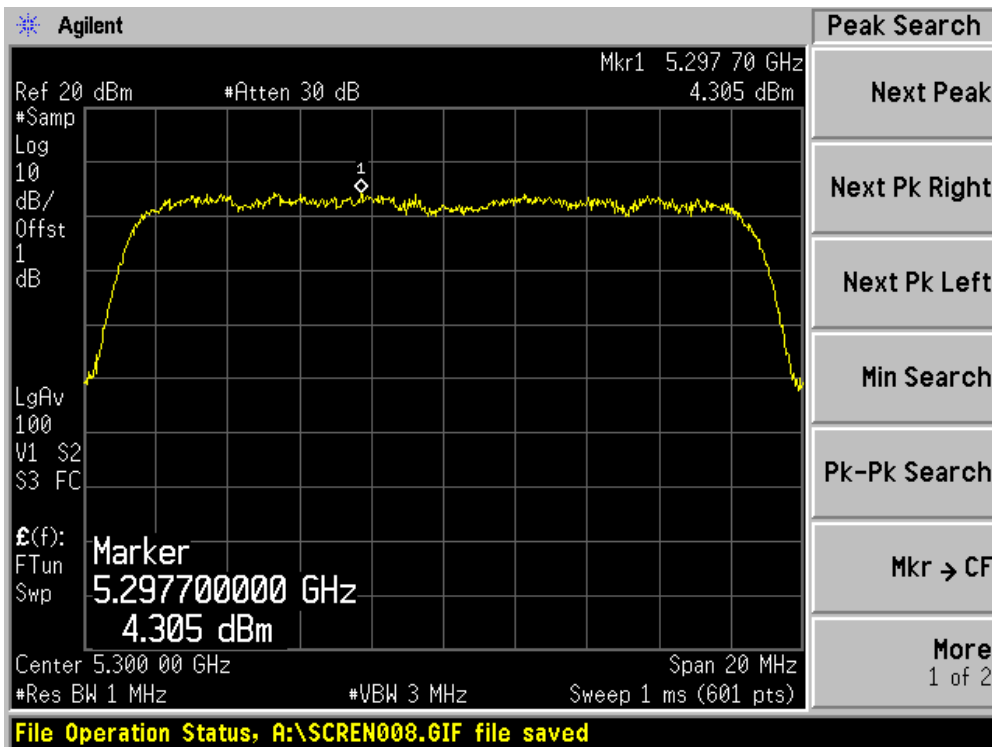
Channel 48 (5240MHz)



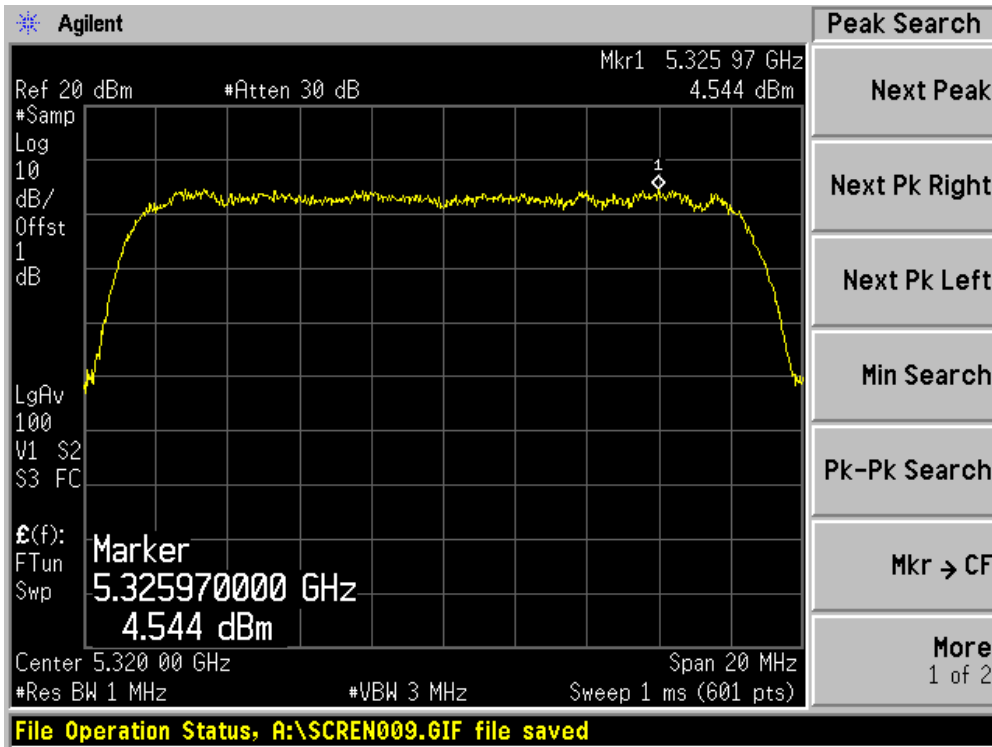
Channel 52 (5260MHz)



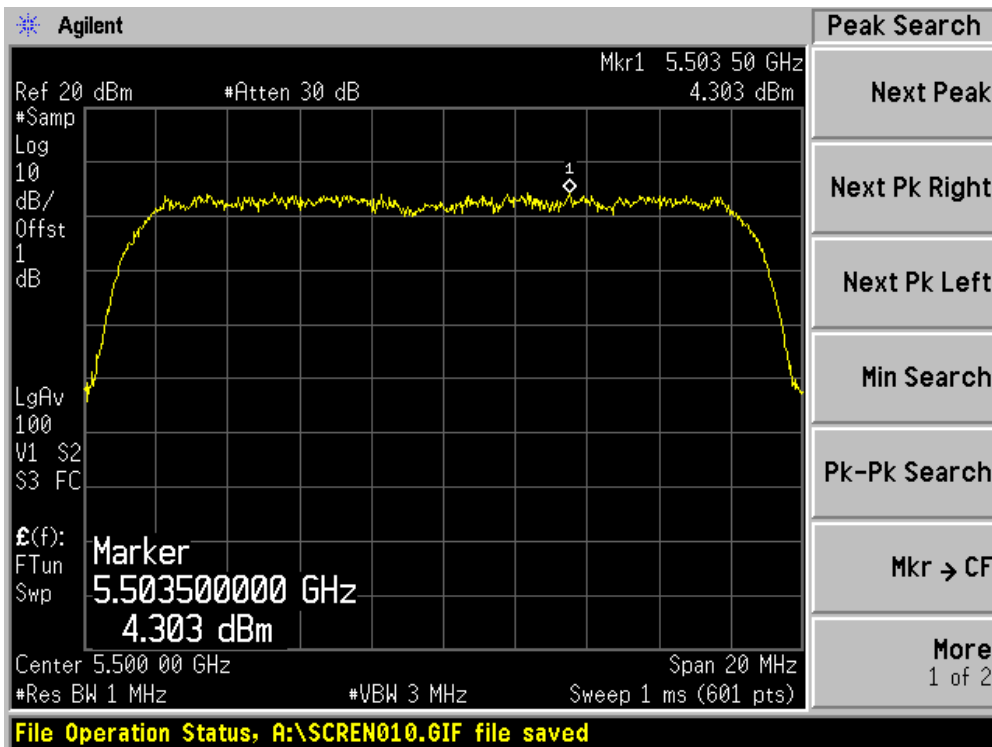
Channel 60 (5300MHz)



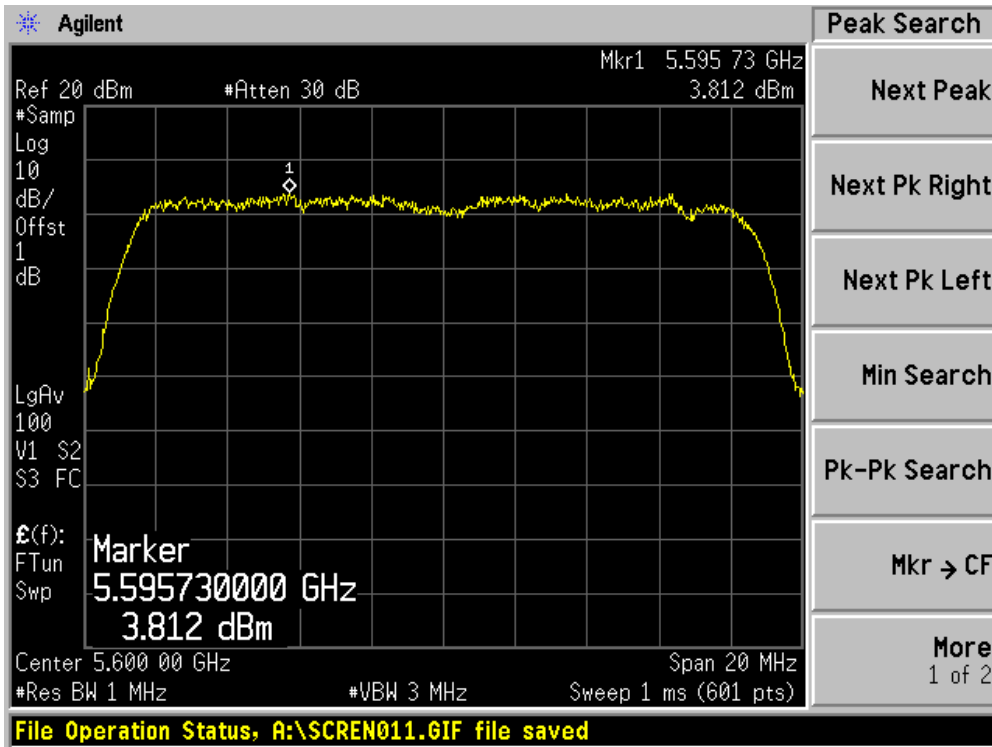
Channel 64 (5320MHz)



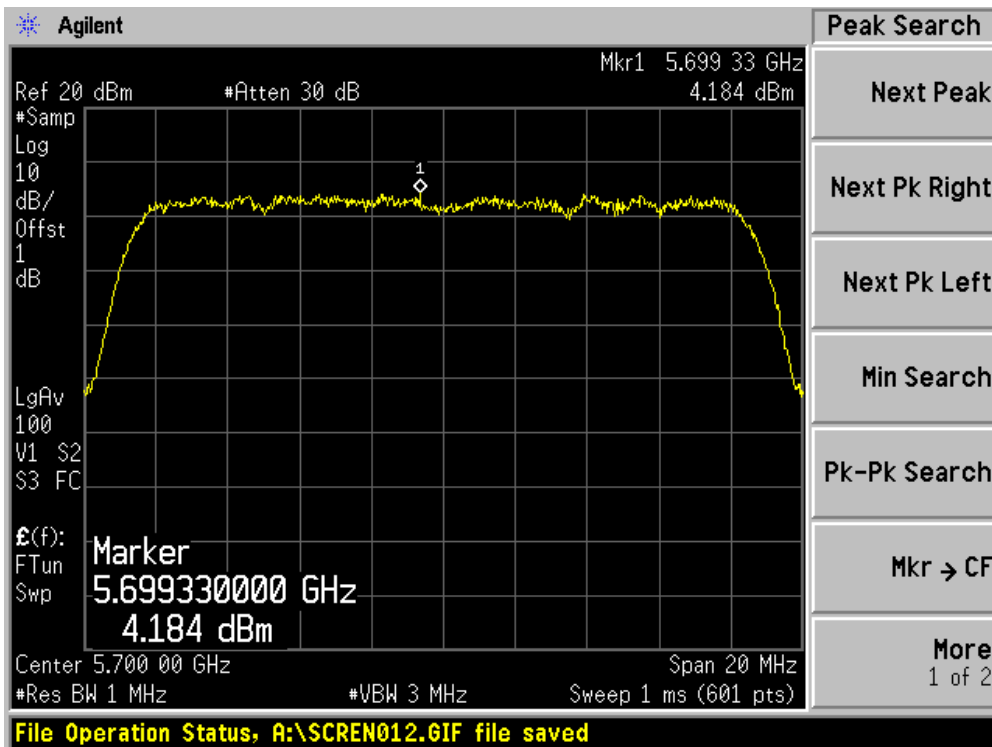
Channel 100 (5500MHz)



Channel 120 (5600MHz)



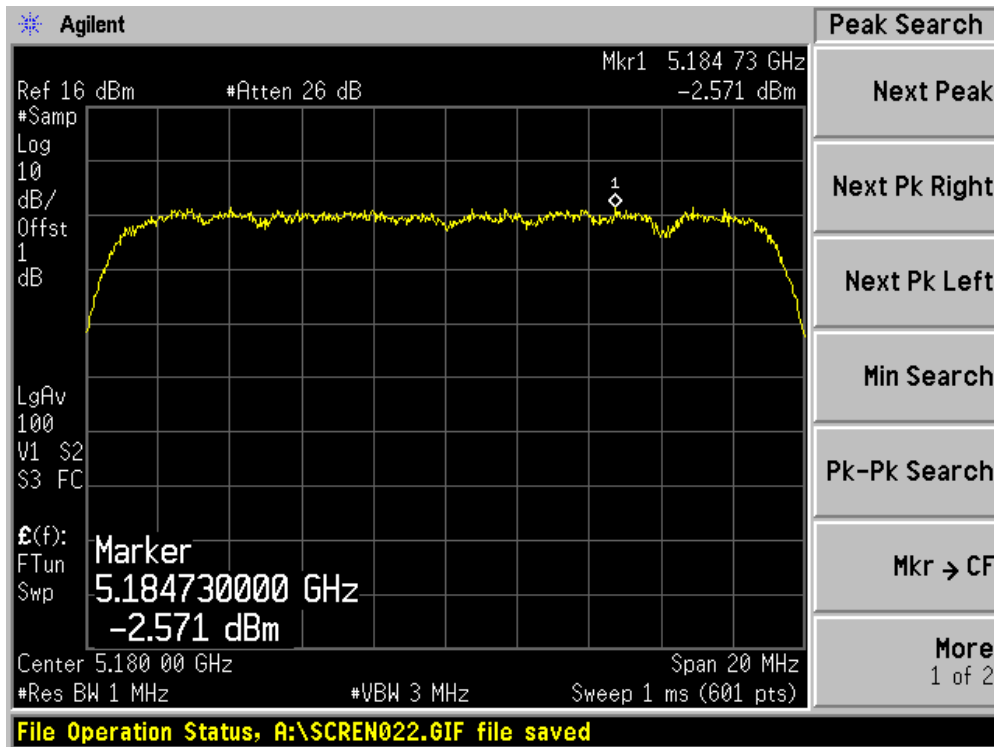
Channel 140 (5700MHz)



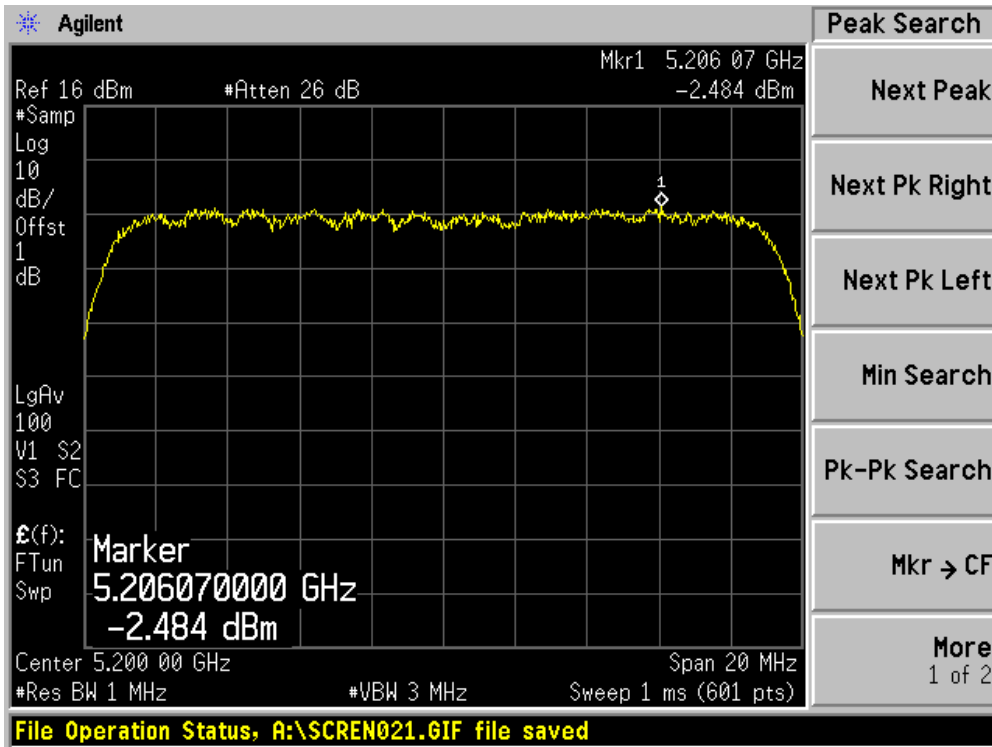
Product	:	WIRELESS-A/N 26DBM NETWORK MINI PCI ADAPTER
Test Item	:	Peak Power Spectral Density
Test Site	:	AC-4
Test Mode	:	Mode 2: Transmit by 802.11n (20MHz) (Chain 1X 100)

Channel No.	Frequency (MHz)	Measurement PPSD (dBm/MHz)		Total PPSD (dBm/MHz)	Limit (dBm/MHz)	Result
		Chain 010	Chain 100			
36	5180	N/A	-2.571	-2.571	4	Pass
40	5200	N/A	-2.484	-2.484	4	Pass
48	5240	N/A	-2.684	-2.684	4	Pass
52	5260	N/A	4.220	4.220	11	Pass
60	5300	N/A	4.026	4.026	11	Pass
64	5320	N/A	4.370	4.370	11	Pass
100	5500	N/A	3.944	3.944	11	Pass
120	5600	N/A	3.956	3.956	11	Pass
140	5700	N/A	4.176	4.176	11	Pass

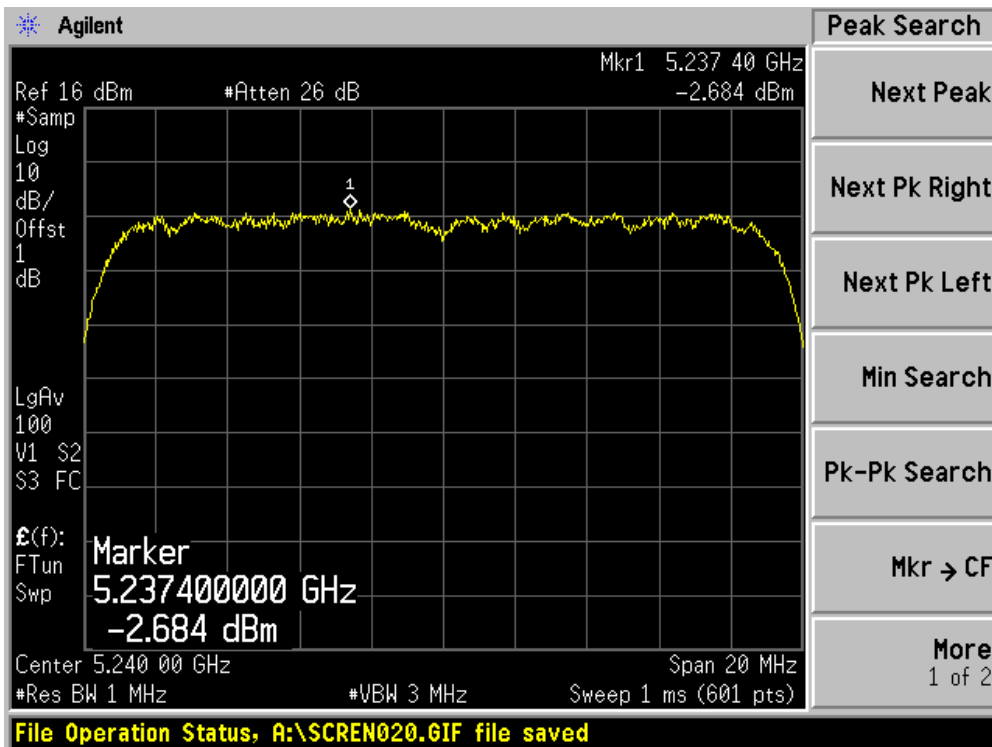
Channel 36 (5180MHz)



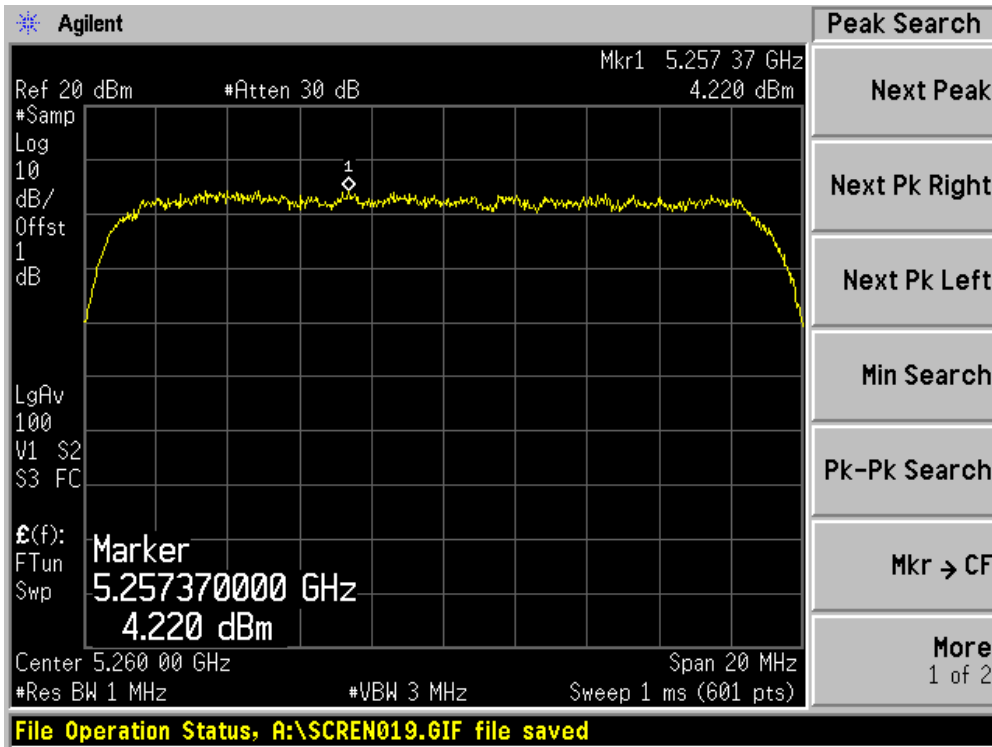
Channel 40 (5200MHz)



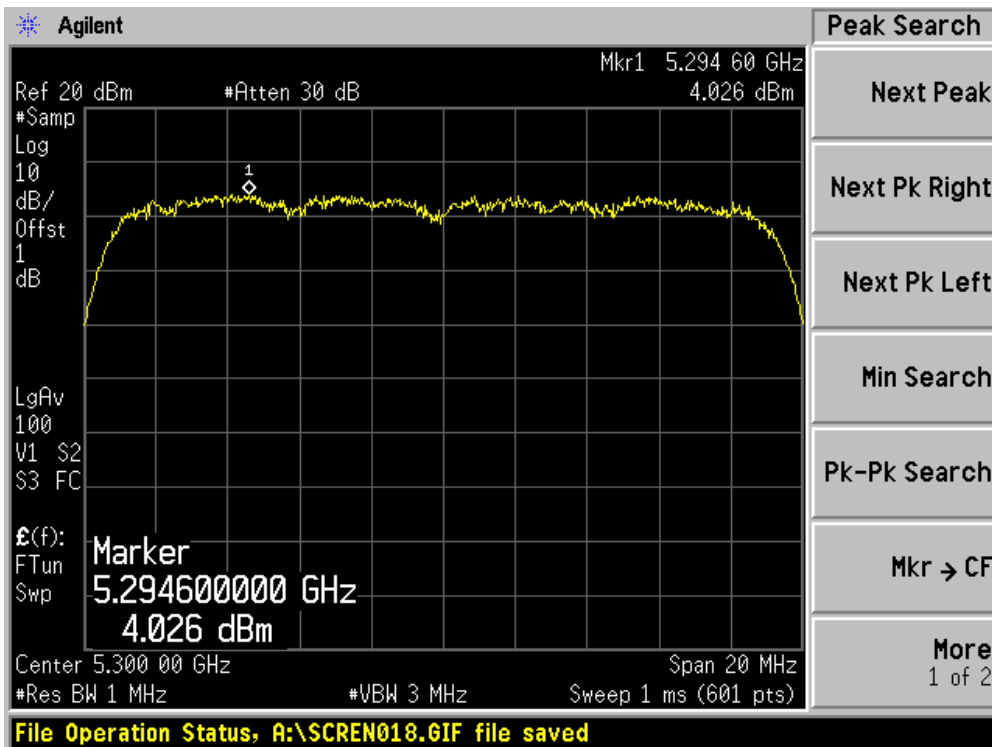
Channel 48 (5240MHz)



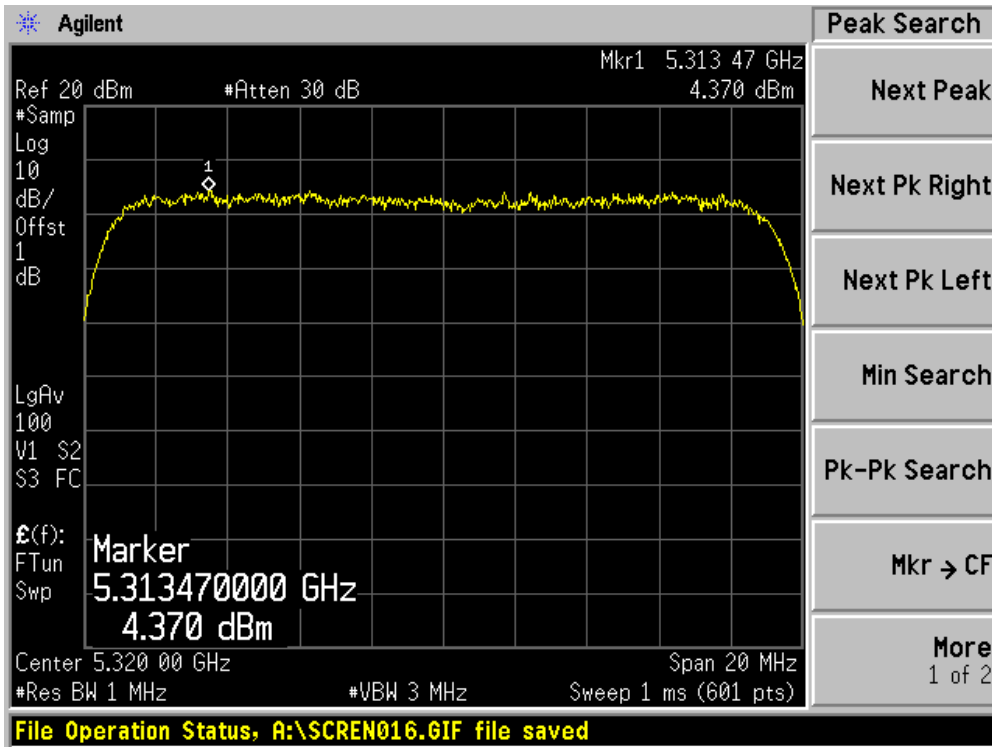
Channel 52 (5260MHz)



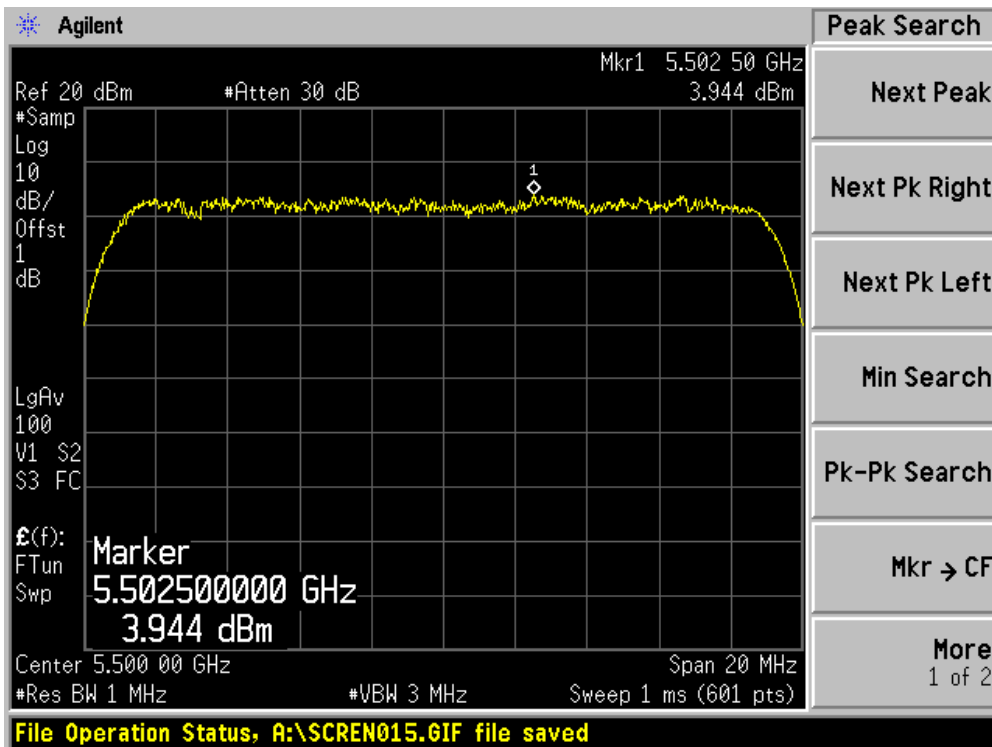
Channel 60 (5300MHz)



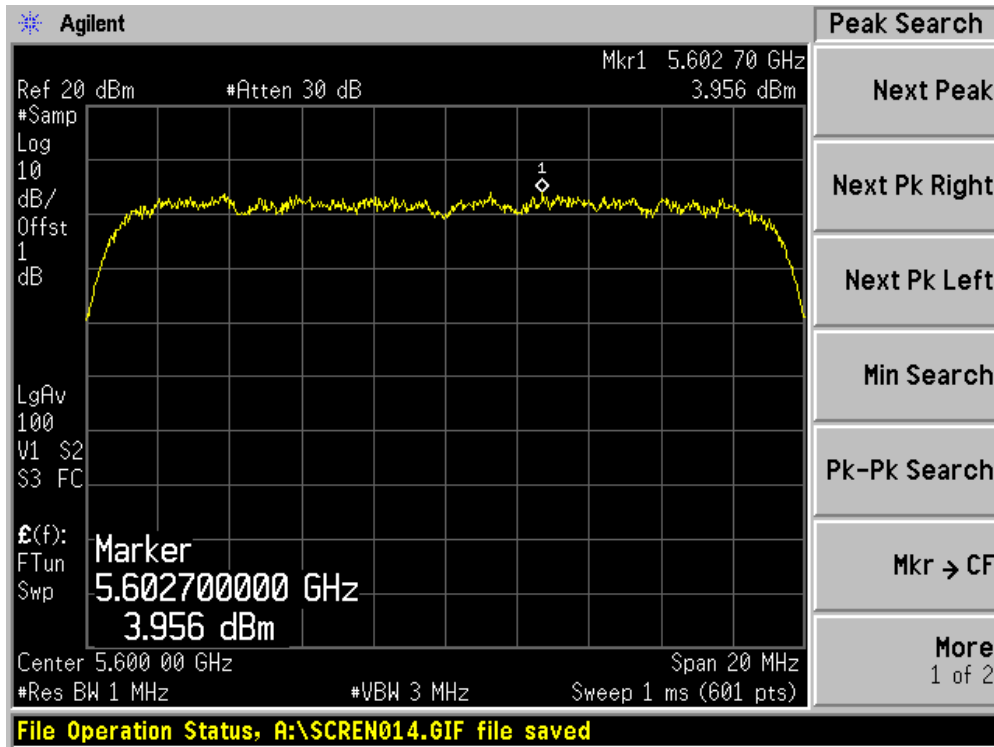
Channel 64 (5320MHz)



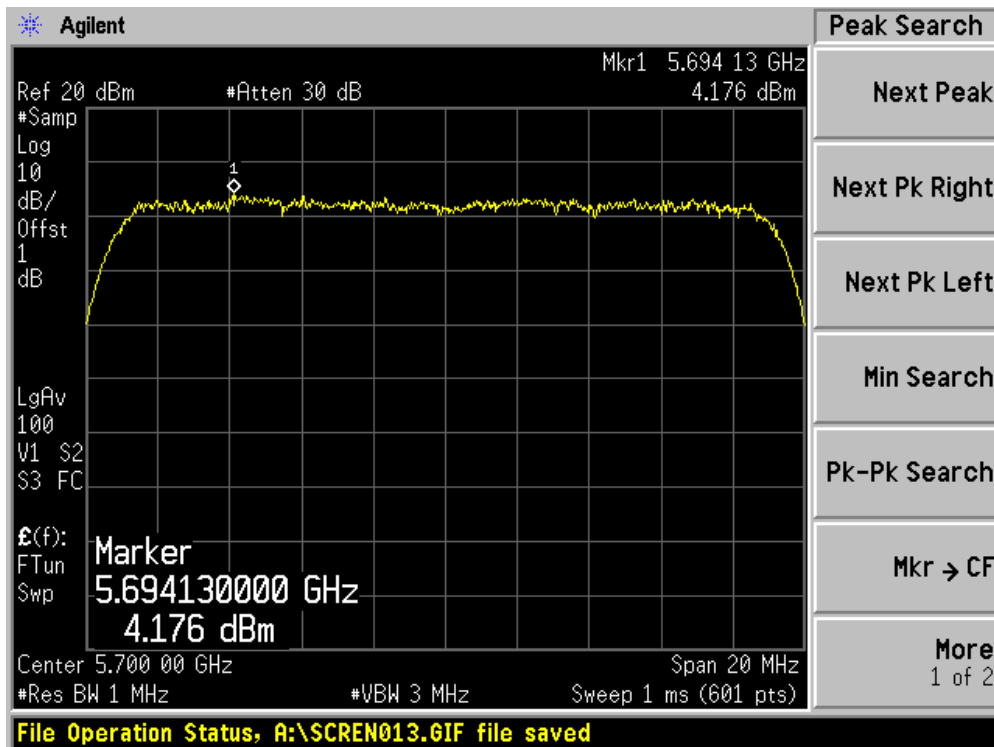
Channel 100 (5500MHz)



Channel 120 (5600MHz)



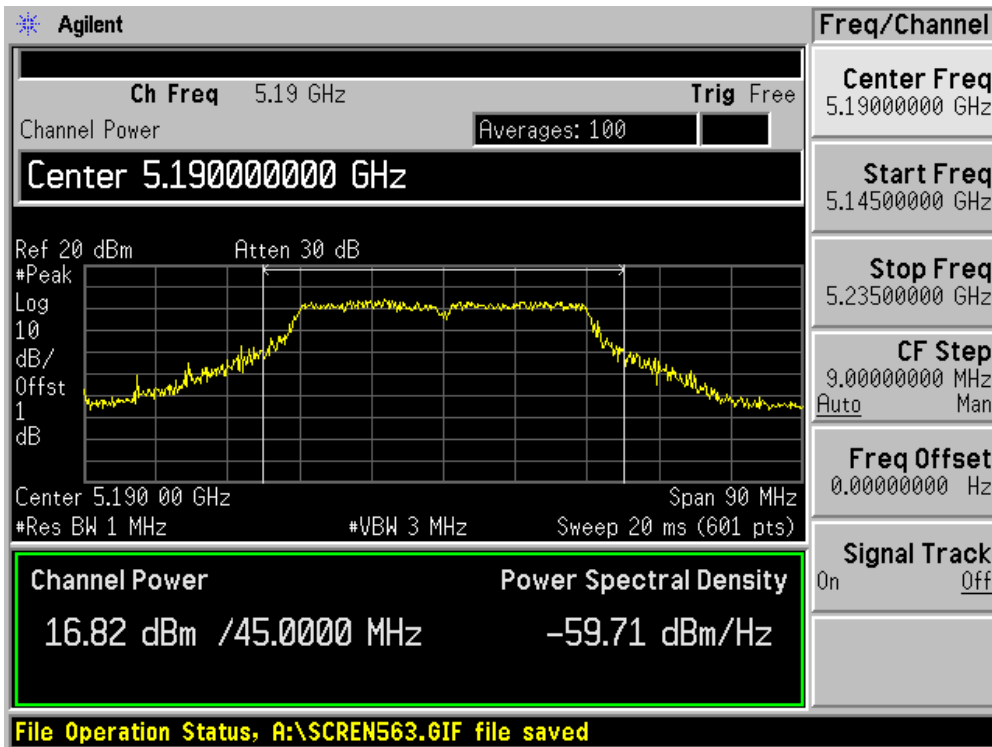
Channel 140 (5700MHz)



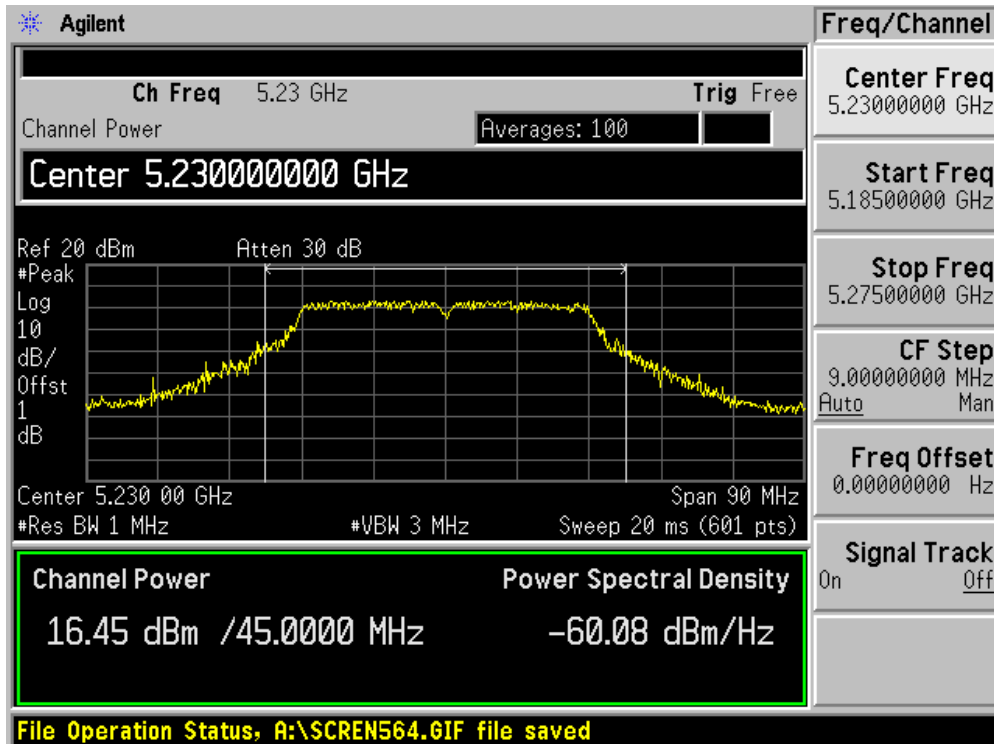
Product	:	WIRELESS-A/N 26DBM NETWORK MINI PCI ADAPTER
Test Item	:	Peak Power Spectral Density
Test Site	:	AC-4
Test Mode	:	Mode 3: Transmit by 802.11n (40MHz) (Chain 1X 100)

Channel No.	Frequency (MHz)	Measurement PPSD (dBm/MHz)		Total PPSD (dBm/MHz)	Limit (dBm/MHz)	Result
		Chain 010	Chain 100			
38	5190	N/A	16.82	16.82	17.00	Pass
46	5230	N/A	16.45	16.45	17.00	Pass
54	5270	N/A	23.53	23.53	24.00	Pass
62	5310	N/A	23.82	23.82	24.00	Pass
102	5510	N/A	23.50	23.50	24.00	Pass
118	5590	N/A	23.66	23.66	24.00	Pass
134	5670	N/A	23.79	23.79	24.00	Pass

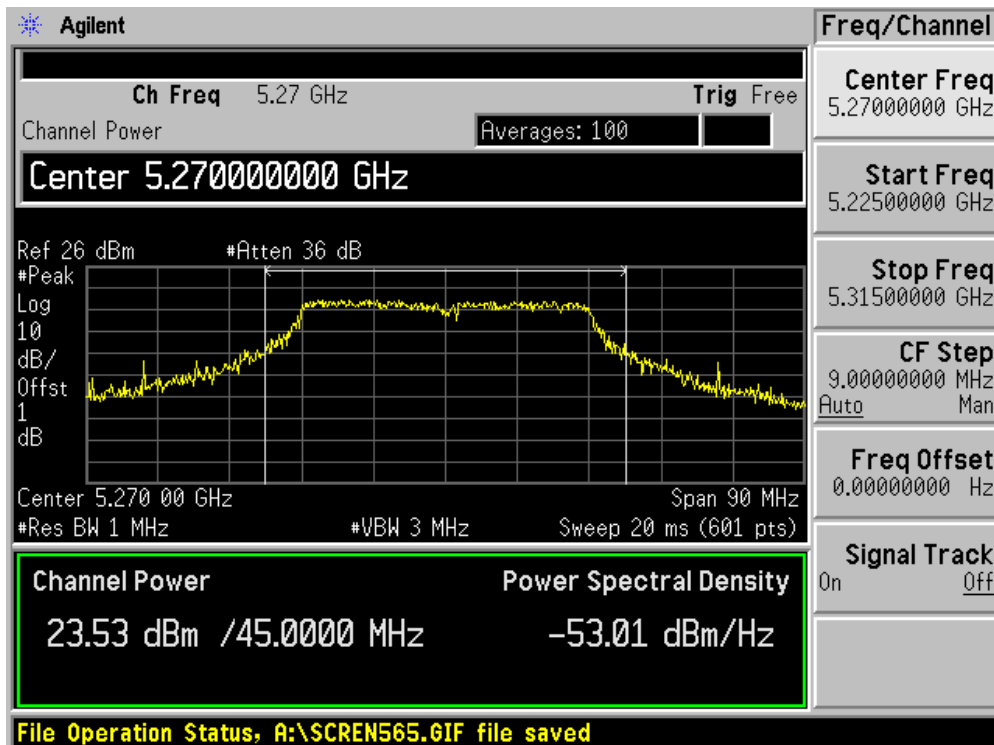
Channel 38 (5190MHz)



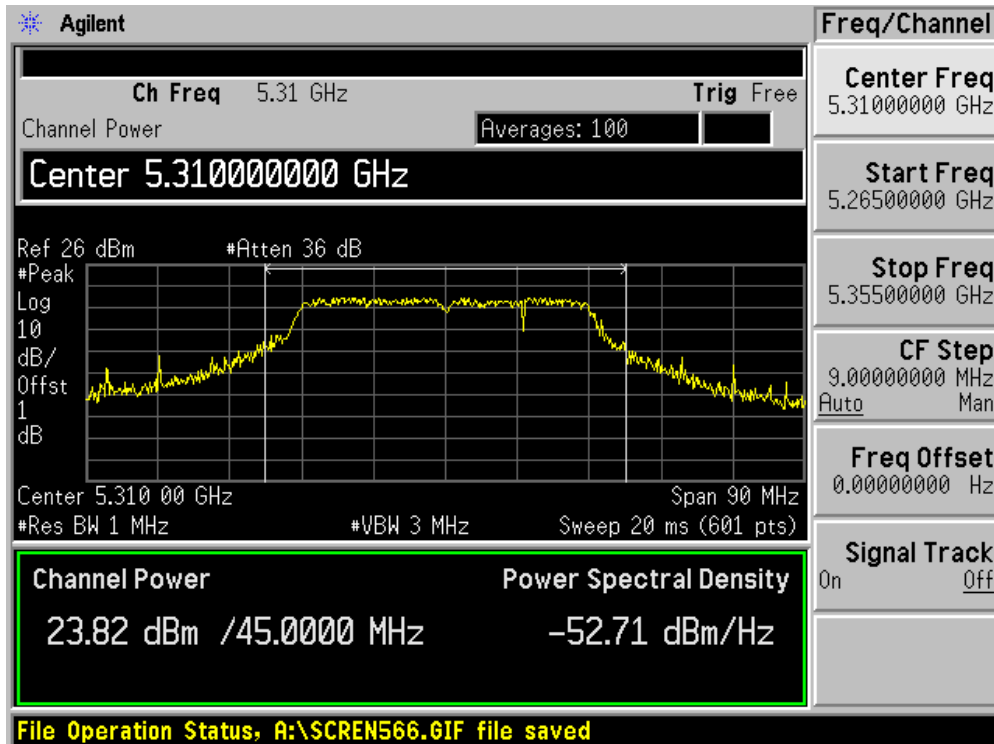
Channel 46 (5230MHz)



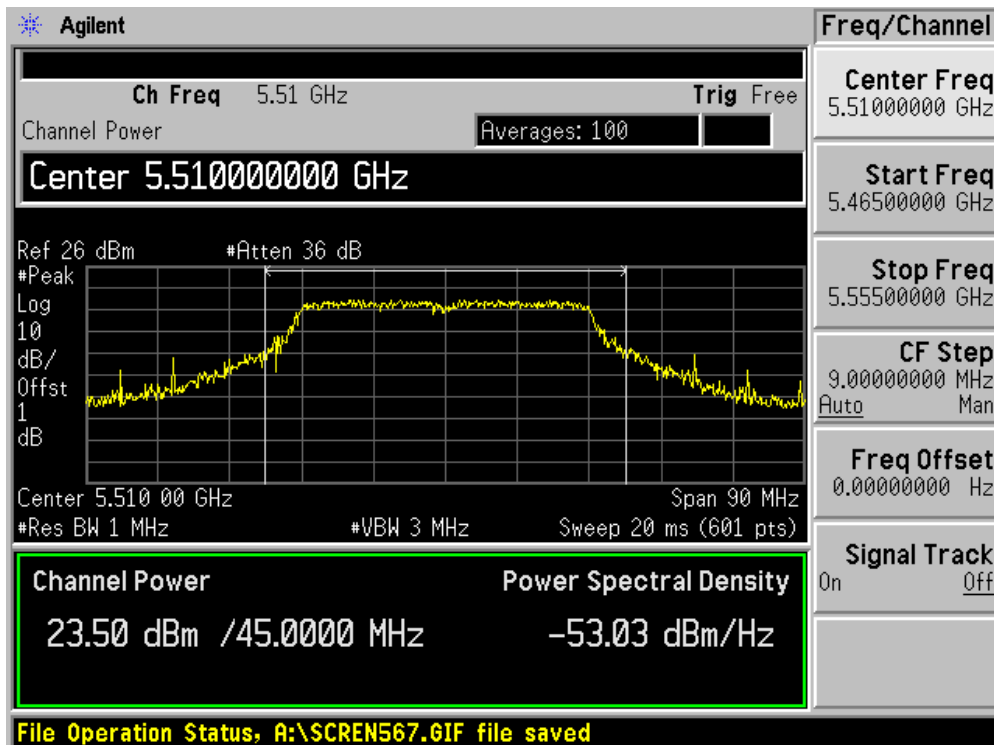
Channel 54 (5270MHz)



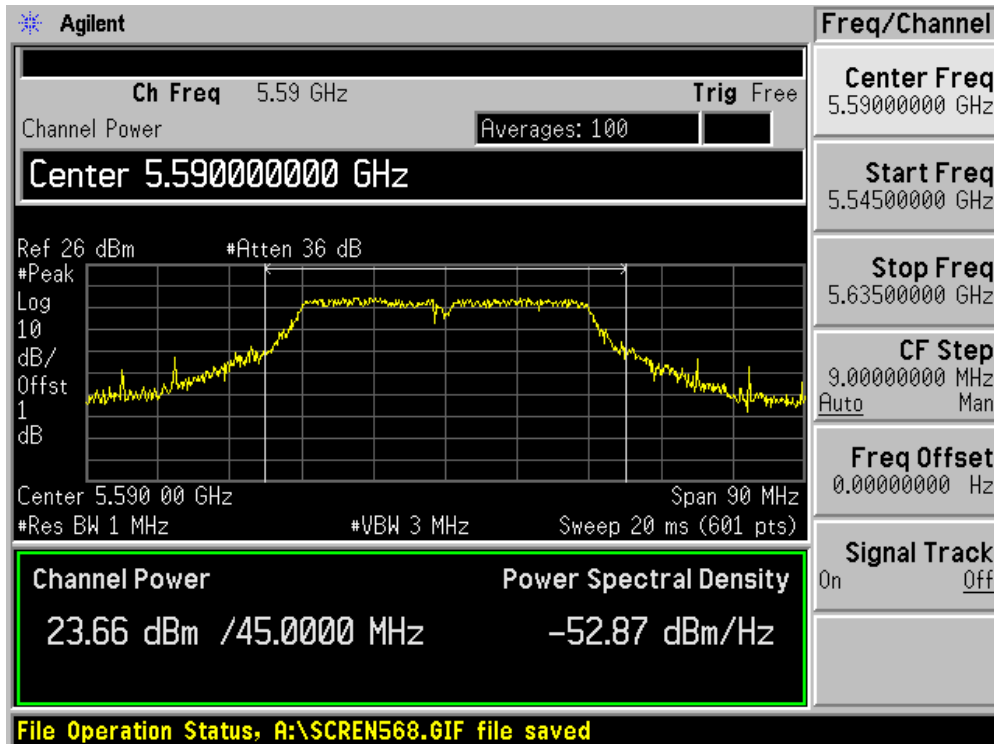
Channel 62 (5310MHz)



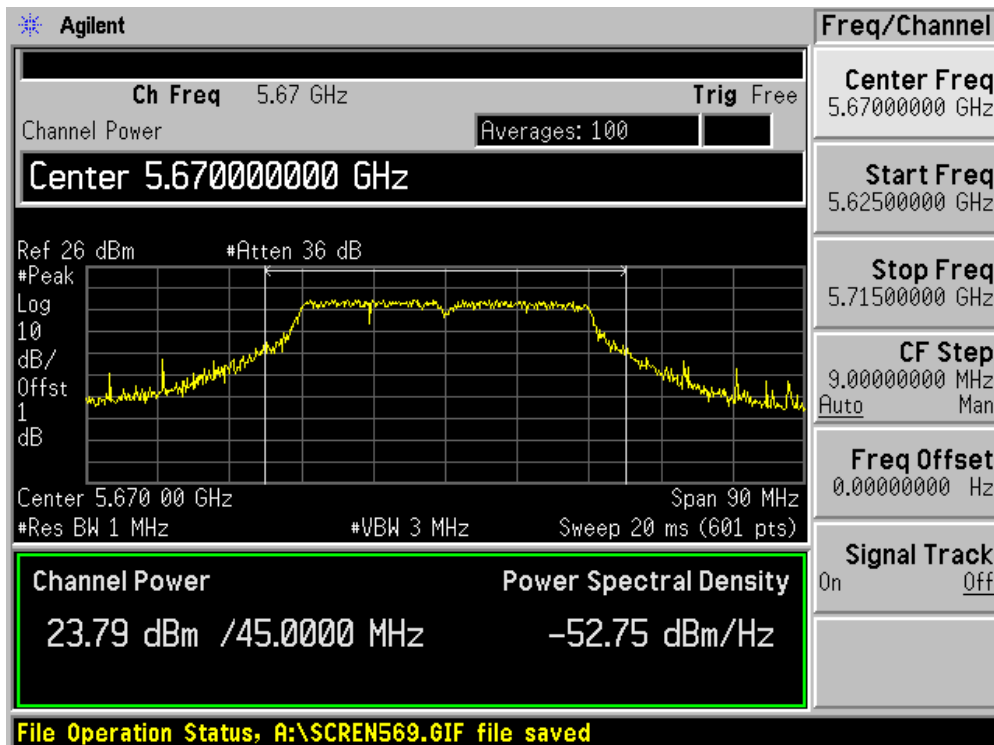
Channel 102 (5510MHz)



Channel 118 (5590MHz)



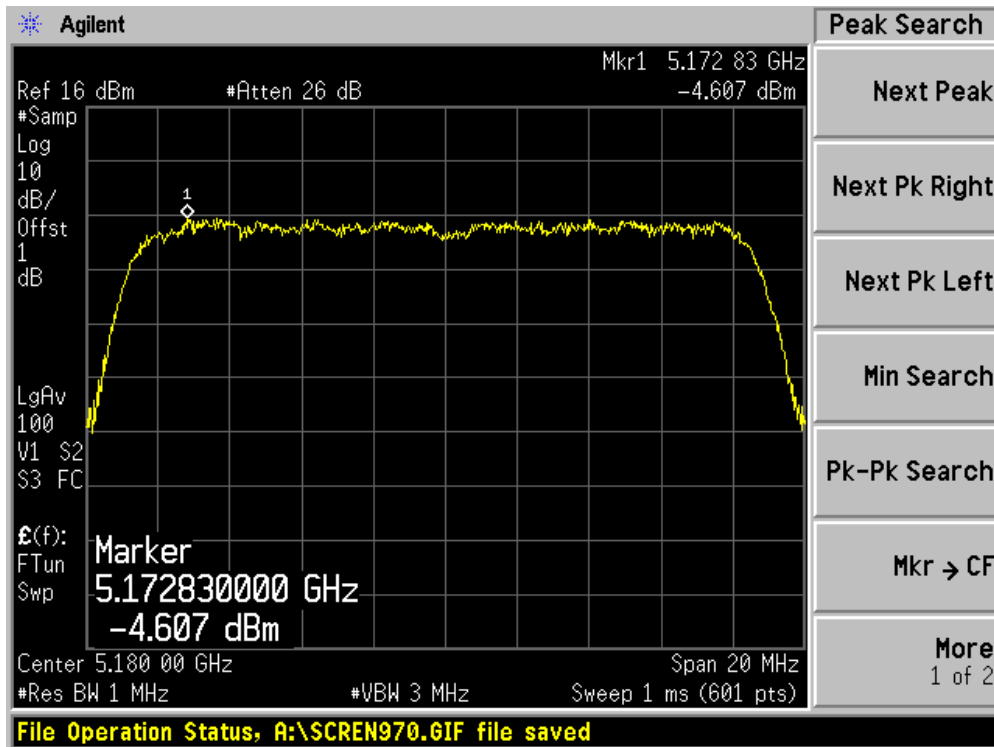
Channel 134 (5670MHz)



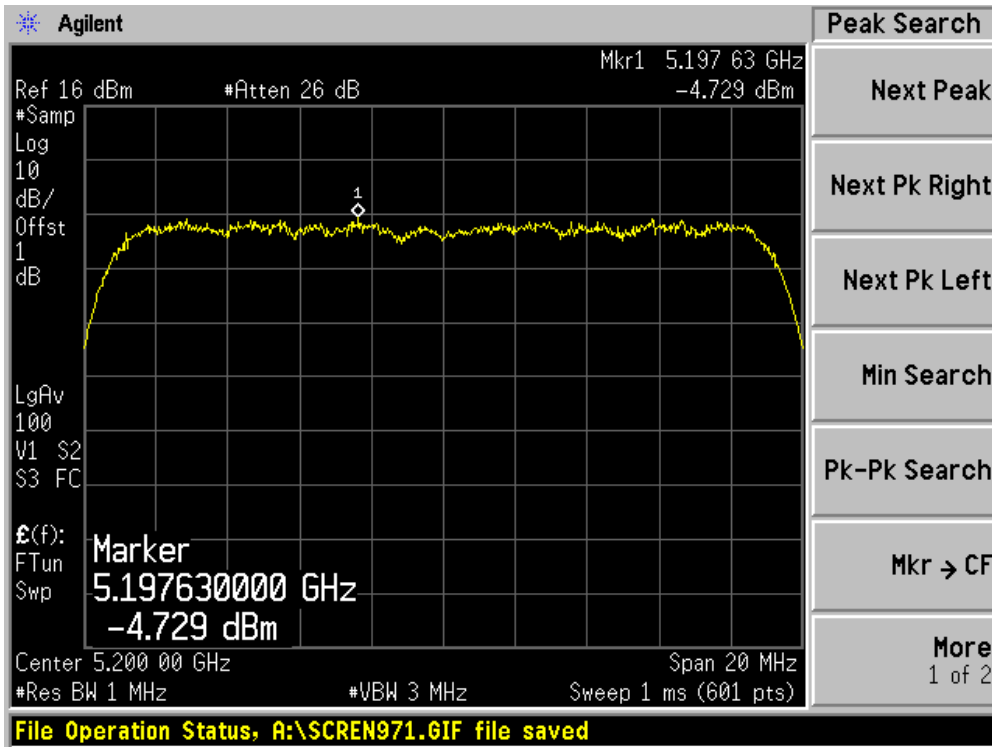
Product	:	WIRELESS-A/N 26DBM NETWORK MINI PCI ADAPTER
Test Item	:	Peak Power Spectral Density
Test Site	:	AC-4
Test Mode	:	Mode 2: Transmit by 802.11n (20MHz) (2X)

Channel No.	Frequency (MHz)	Measurement PPSD (dBm/MHz)		Total Power (dBm/MHz)	Limit (dBm/MHz)	Result
		Chain 010	Chain 100			
36	5180	-4.607	-9.553	-3.40	4	Pass
40	5200	-4.729	-7.166	-2.77	4	Pass
48	5240	-4.860	-8.804	-3.39	4	Pass
52	5260	2.219	1.305	4.80	11	Pass
60	5300	1.928	1.404	4.68	11	Pass
64	5320	1.421	1.217	4.33	11	Pass
100	5500	0.971	1.314	4.16	11	Pass
120	5600	1.113	1.316	4.23	11	Pass
140	5700	1.318	2.119	4.75	11	Pass

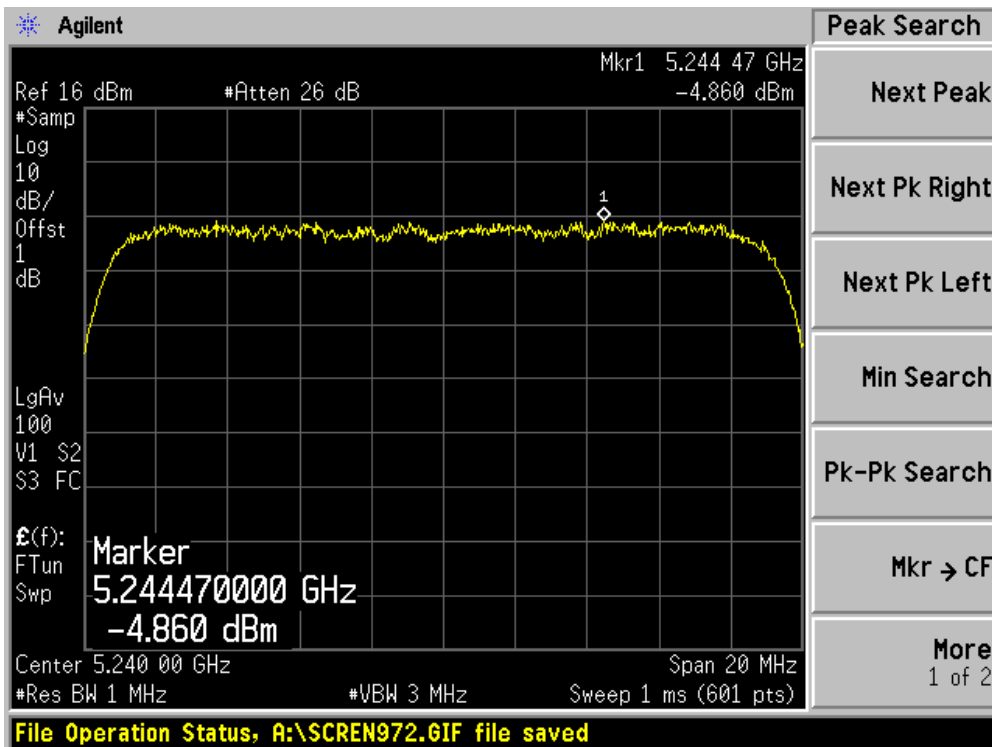
Channel 36 (5180MHz) - Chain 010



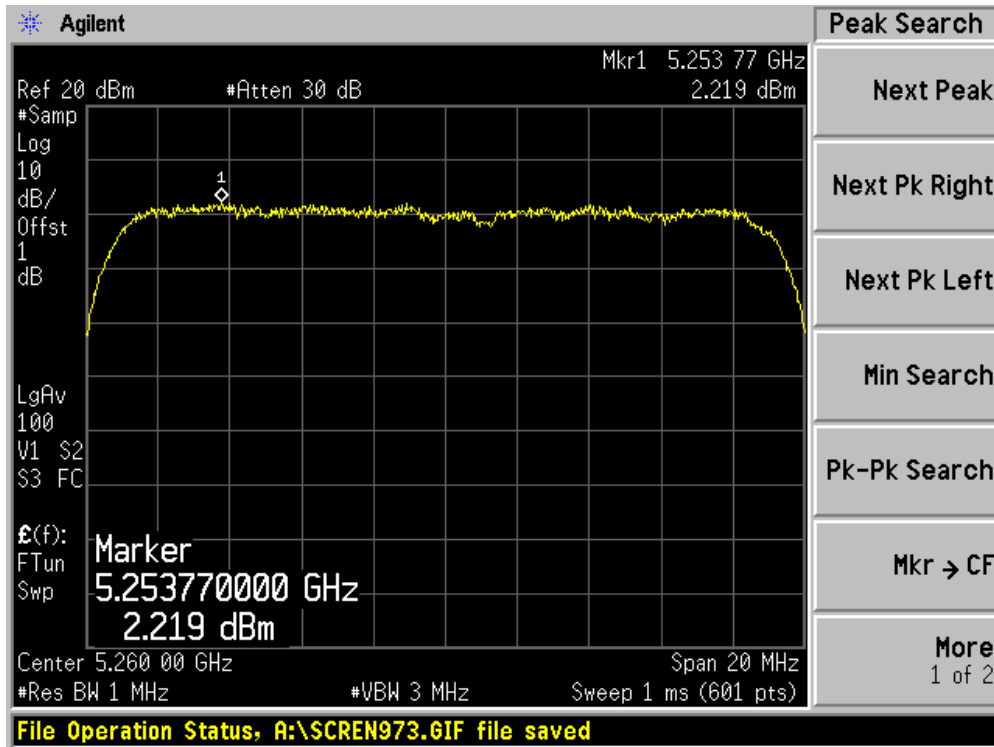
Channel 40 (5200MHz) - Chain 010



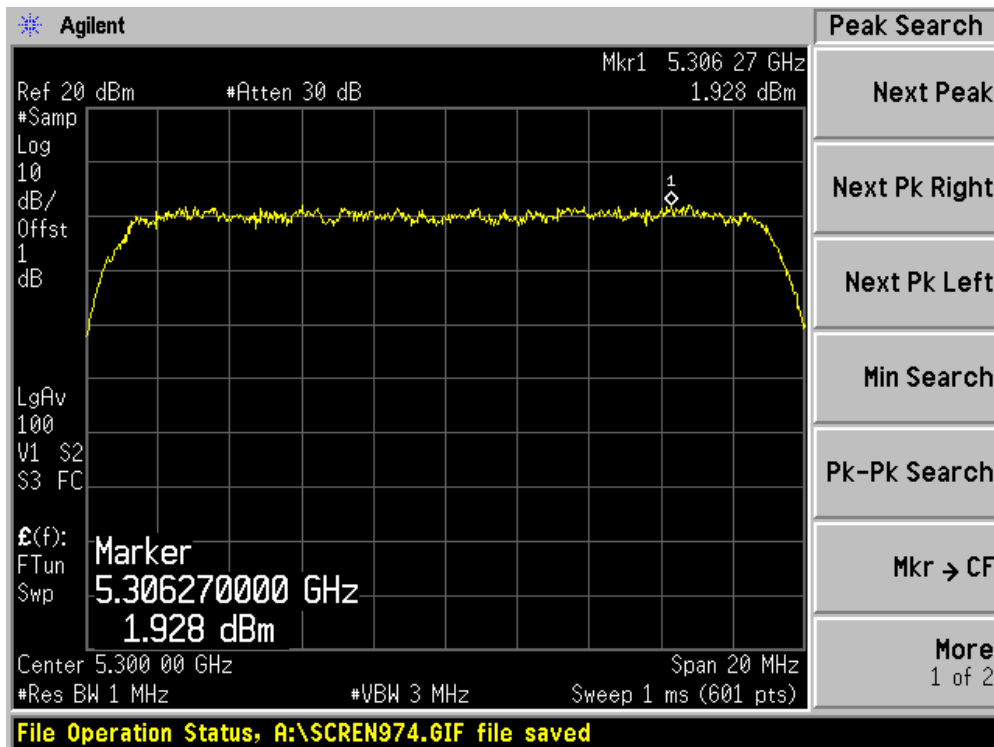
Channel 48 (5240MHz) - Chain 010



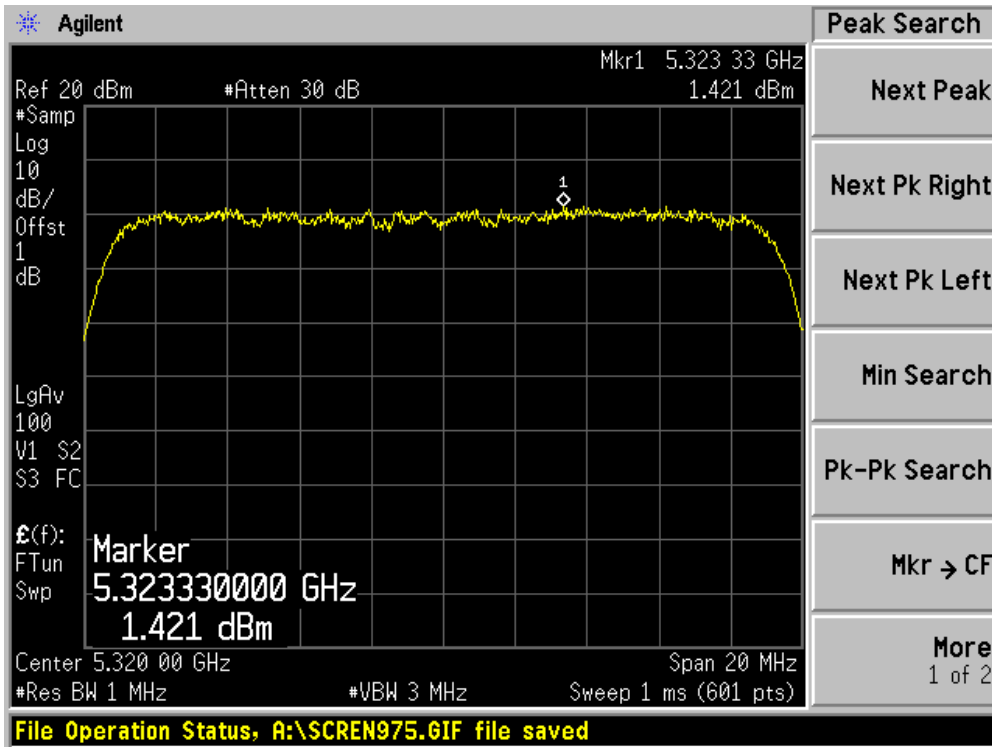
Channel 52 (5260MHz) - Chain 010



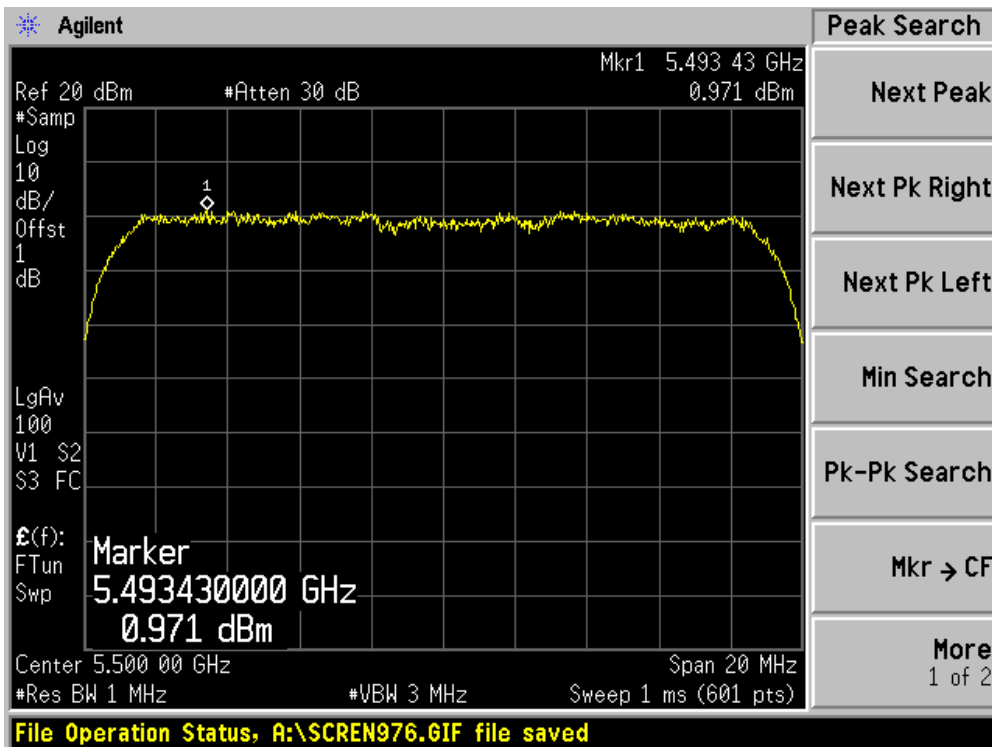
Channel 60 (5300MHz) - Chain 010



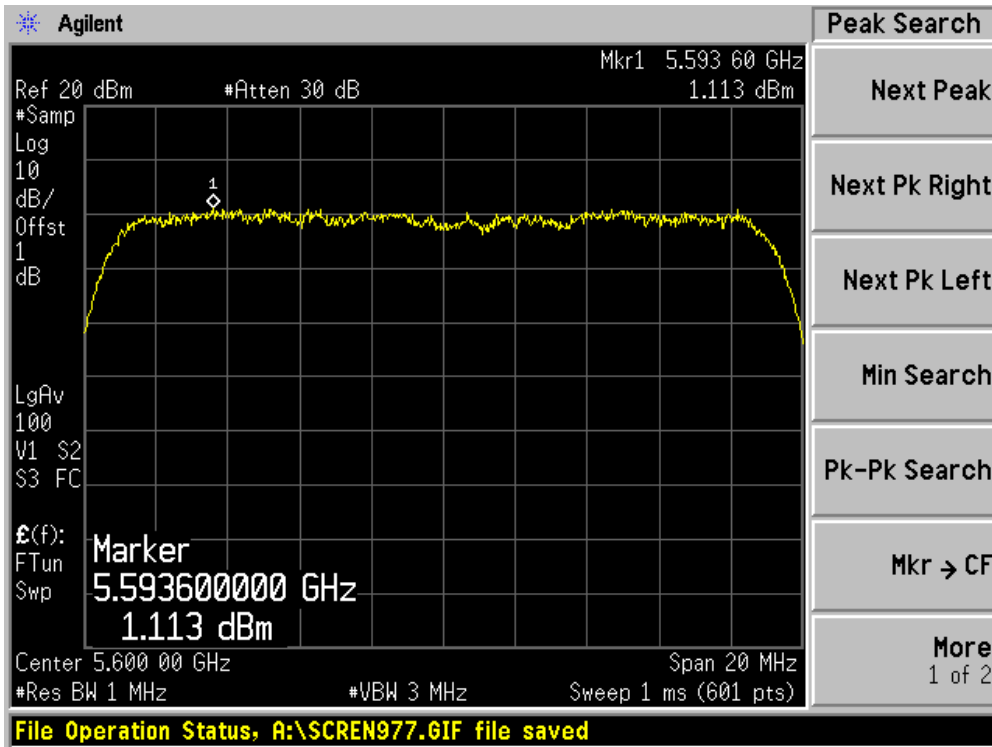
Channel 64 (5320MHz) - Chain 010



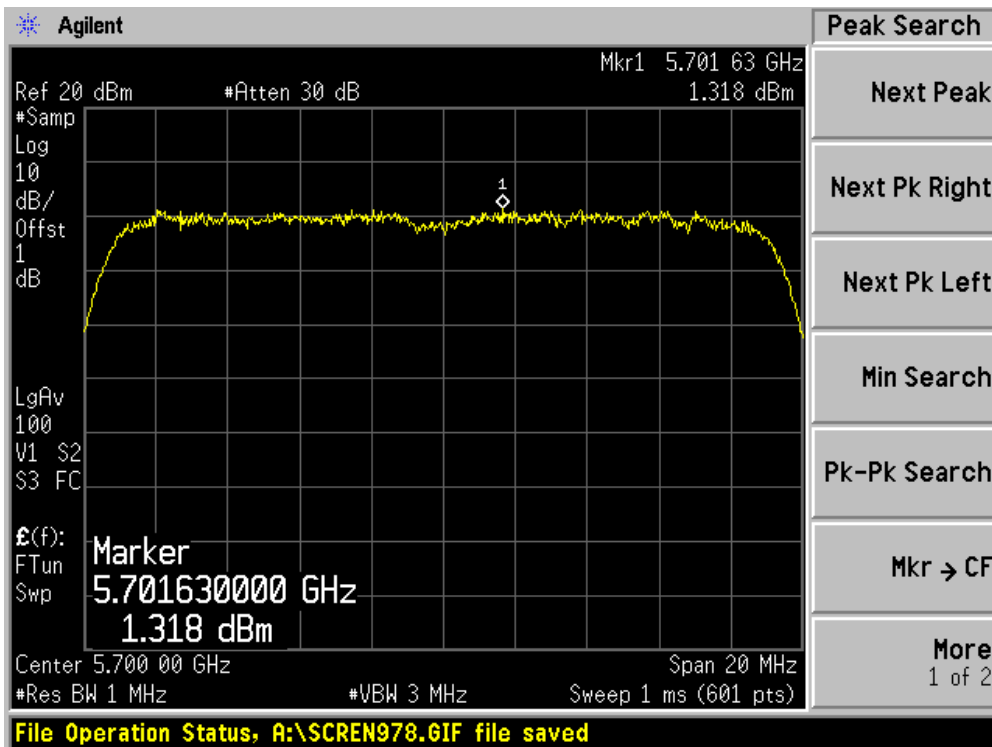
Channel 100 (5500MHz) - Chain 010



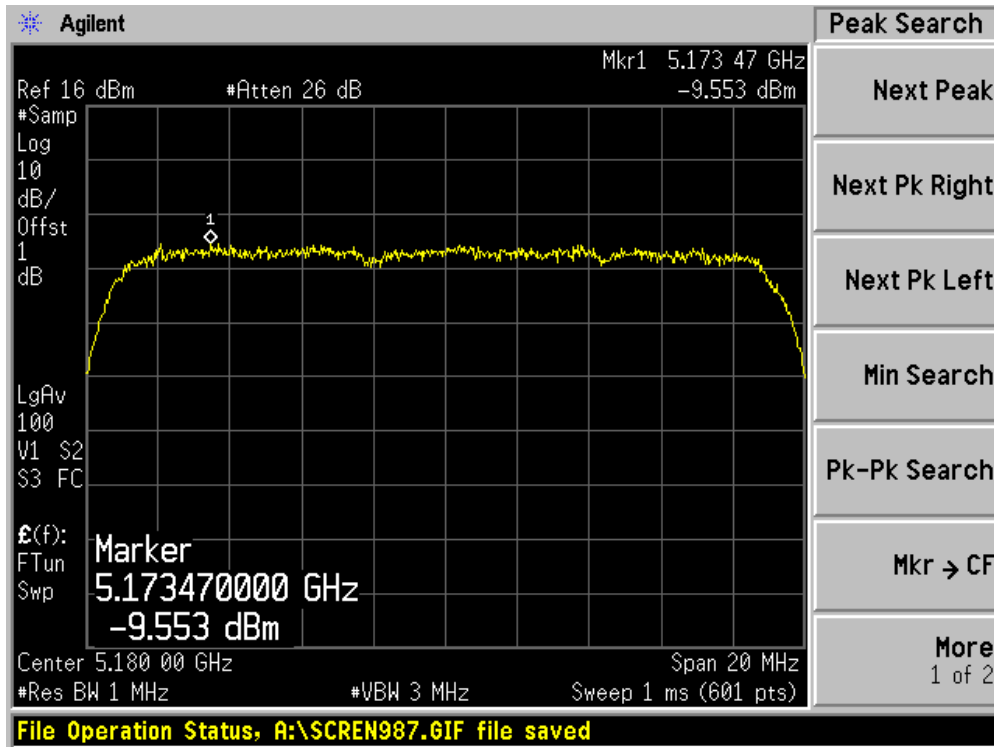
Channel 120 (5600MHz) - Chain 010



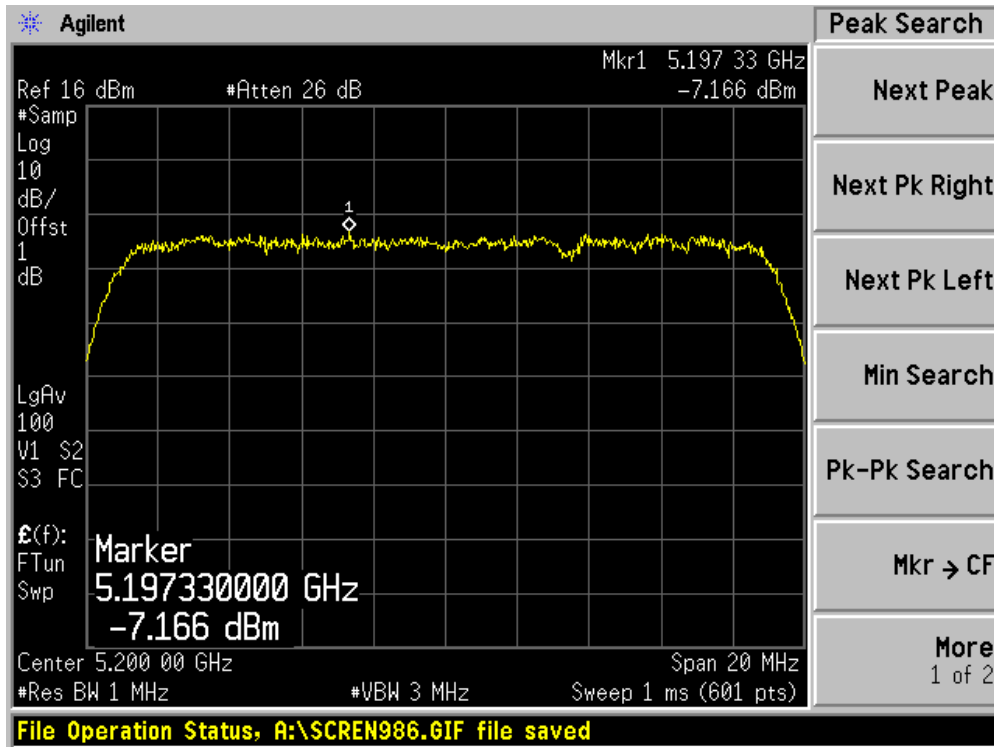
Channel 140 (5700MHz) - Chain 010



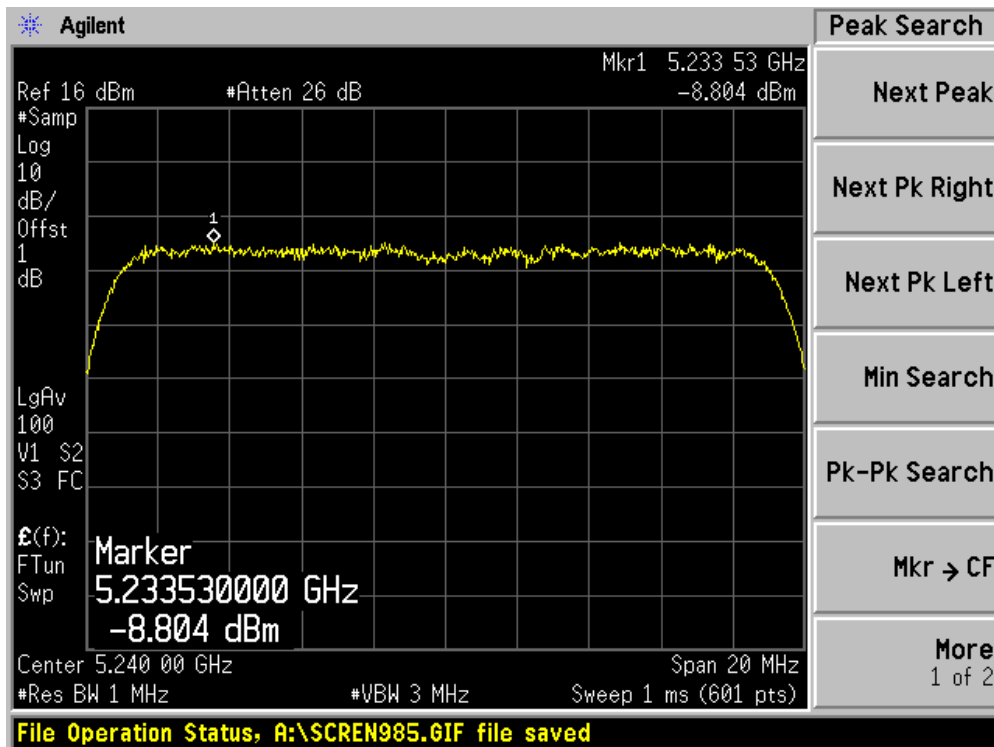
Channel 36 (5180MHz) - Chain 100



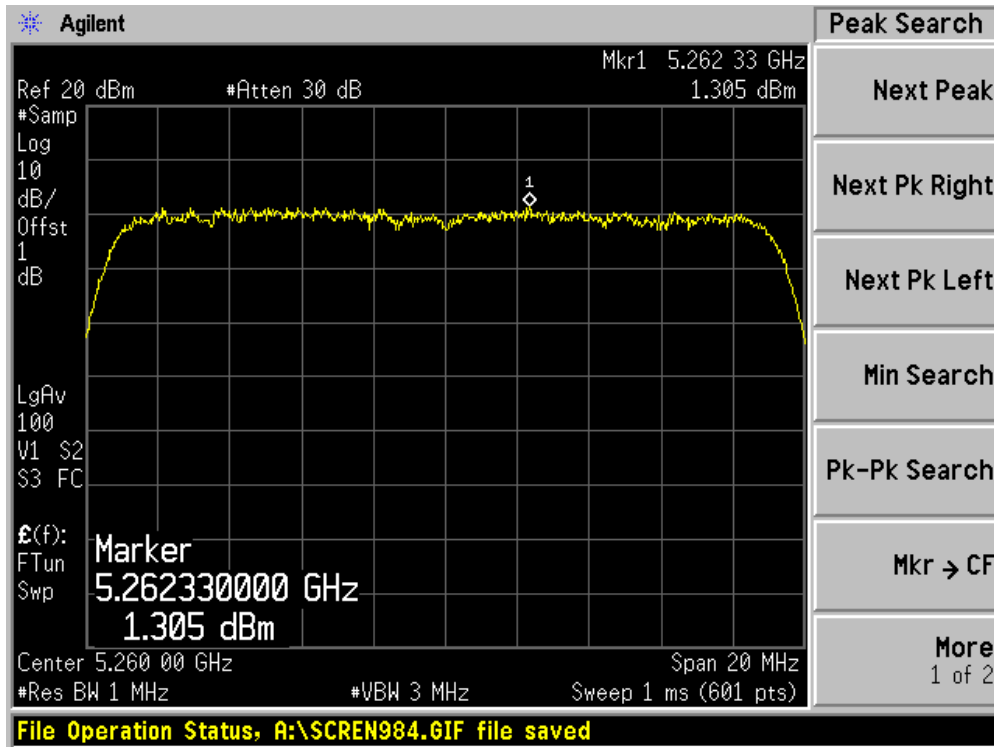
Channel 40 (5200MHz) - Chain 100



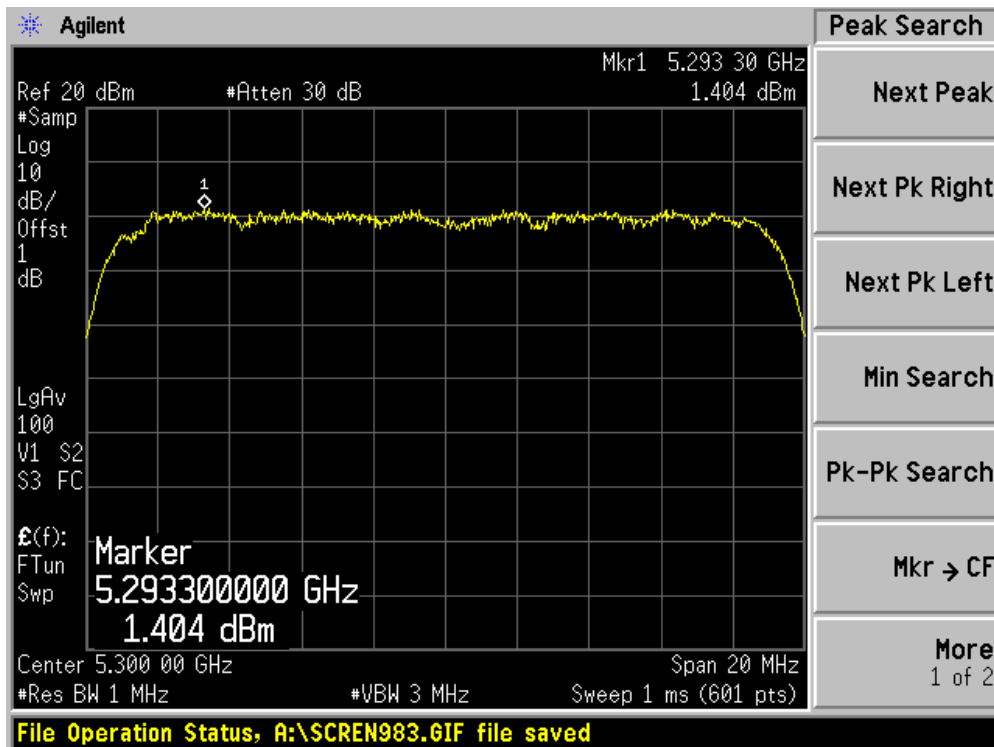
Channel 48 (5240MHz) - Chain 100



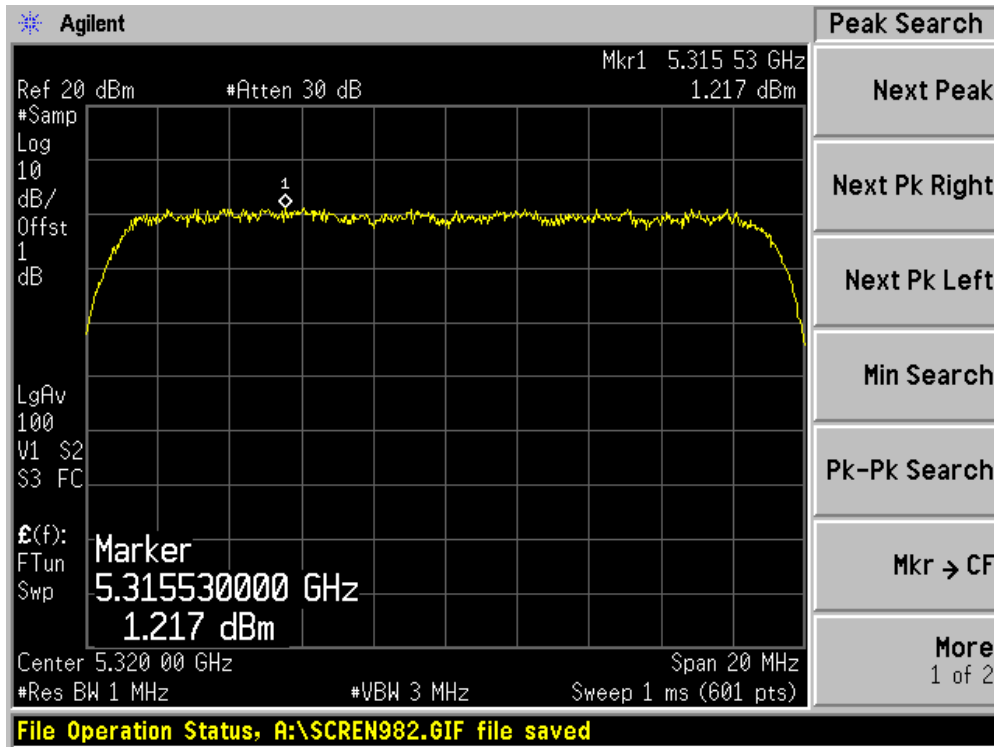
Channel 52 (5260MHz) - Chain 100



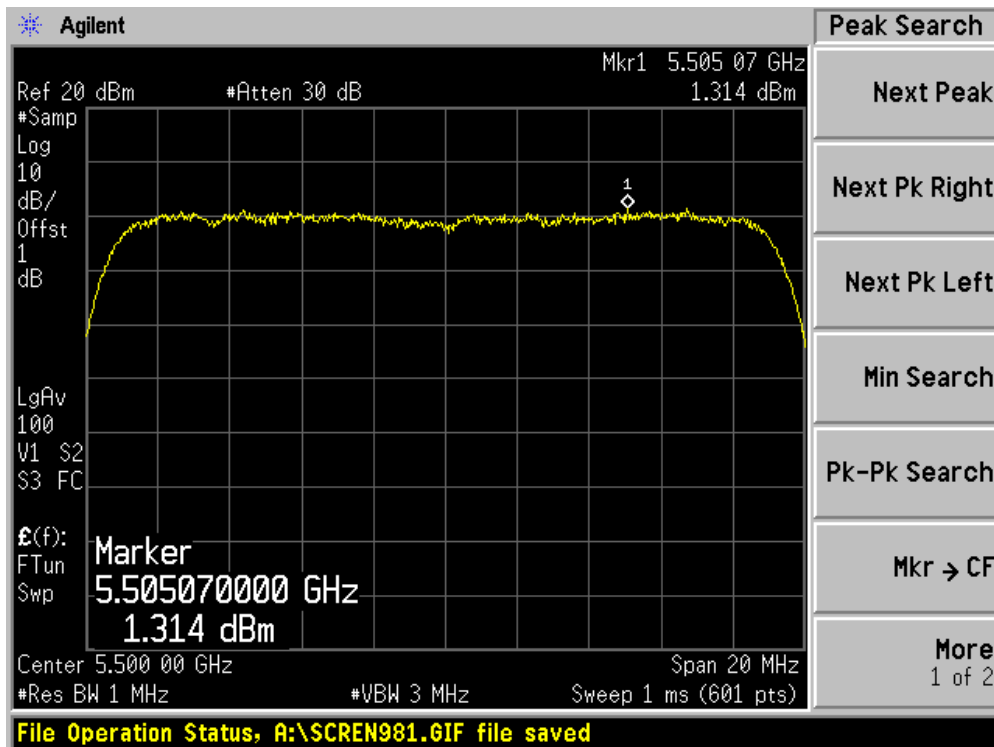
Channel 60 (5300MHz) - Chain 100



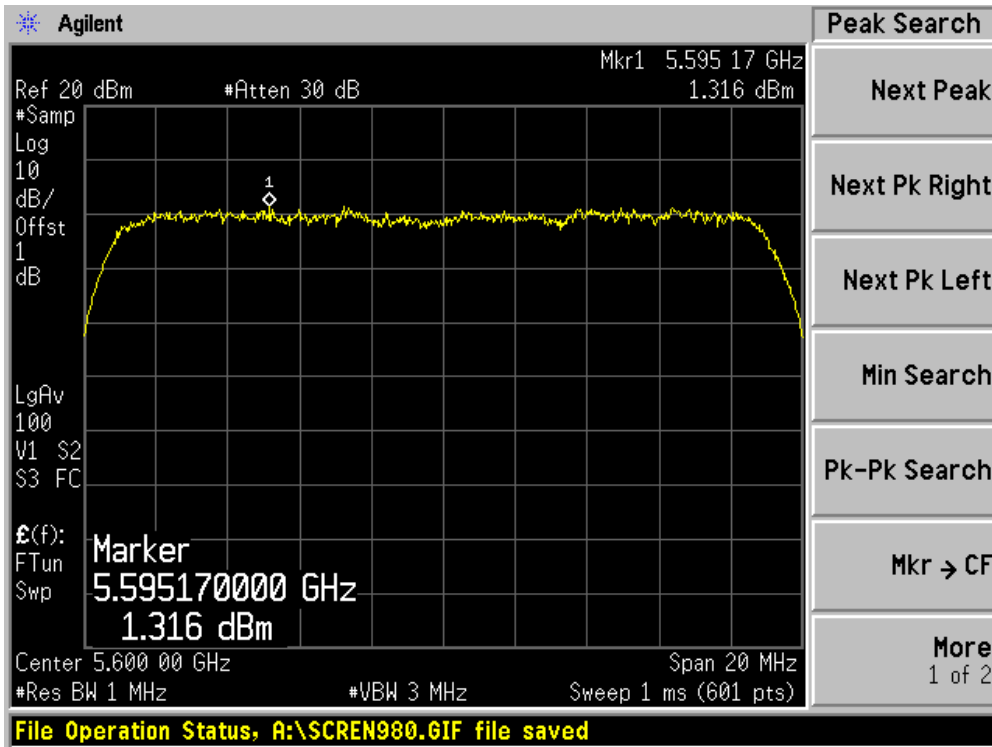
Channel 64 (5320MHz) - Chain 100



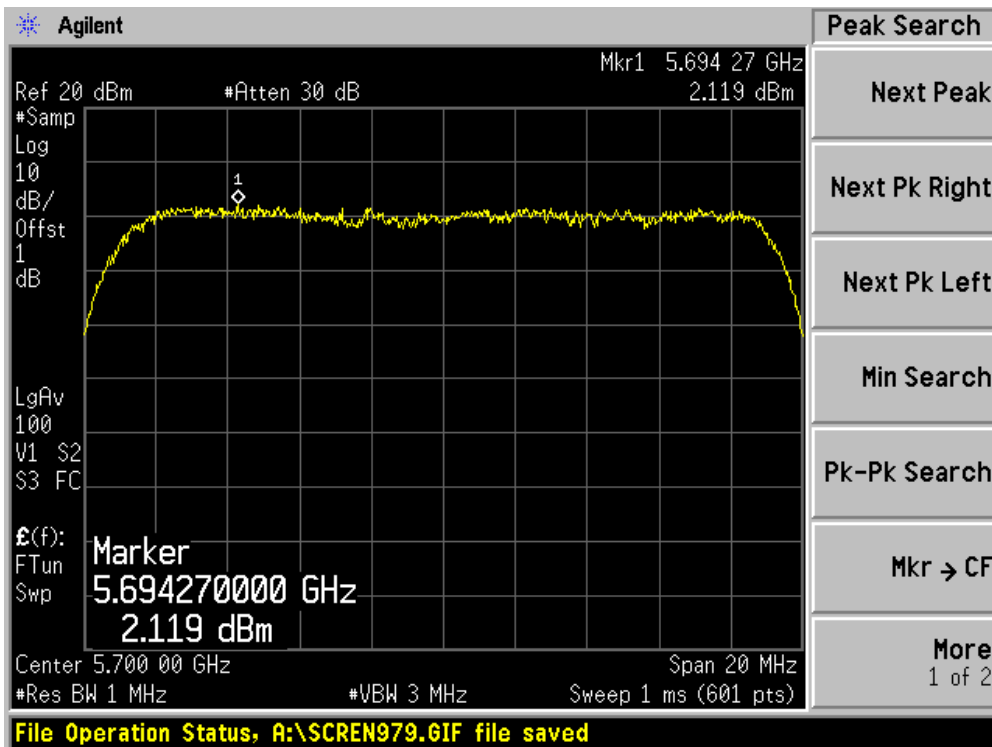
Channel 100 (5500MHz) - Chain 100



Channel 120 (5600MHz) - Chain 100



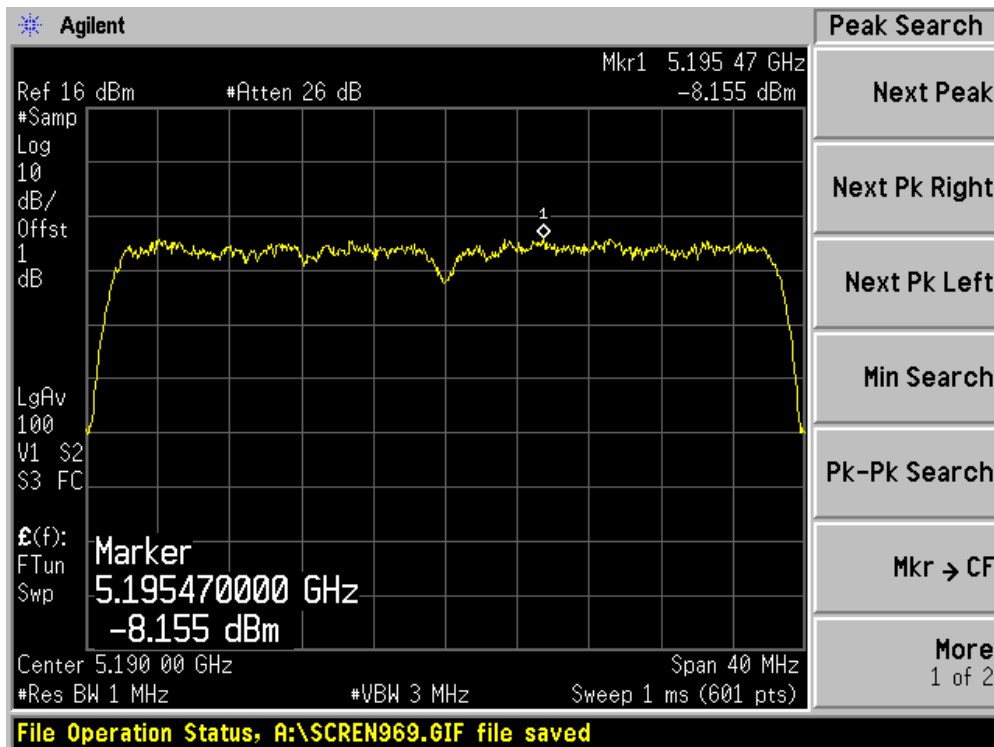
Channel 140 (5700MHz) - Chain 100



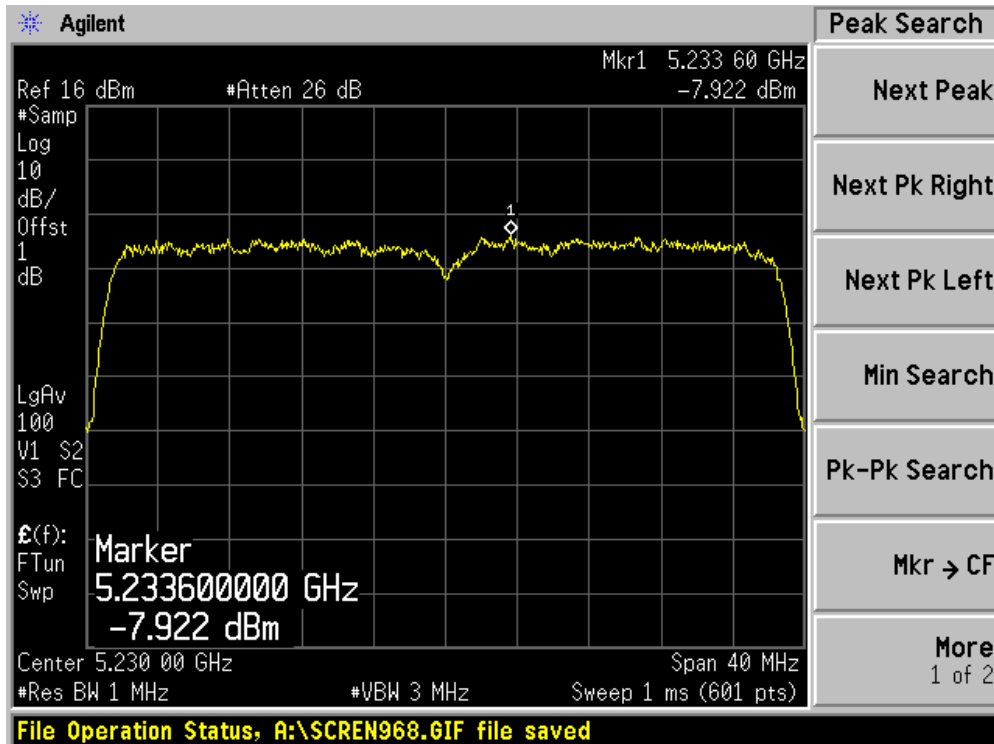
Product	:	WIRELESS-A/N 26DBM NETWORK MINI PCI ADAPTER
Test Item	:	Peak Power Spectral Density
Test Site	:	AC-4
Test Mode	:	Mode 3: Transmit by 802.11n (40MHz) (2X)

Channel No.	Frequency (MHz)	Measurement PPSD (dBm/MHz)		Total Power (dBm/MHz)	Limit (dBm/MHz)	Result
		Chain 010	Chain 100			
38	5190	-8.155	-11.058	-6.36	4	Pass
46	5230	-7.922	-11.962	-6.48	4	Pass
54	5270	-1.801	-2.198	1.02	11	Pass
62	5310	-1.329	-1.499	1.60	11	Pass
102	5510	-2.672	-1.176	1.15	11	Pass
118	5590	-2.482	-1.667	0.95	11	Pass
134	5670	-2.835	-2.065	0.58	11	Pass

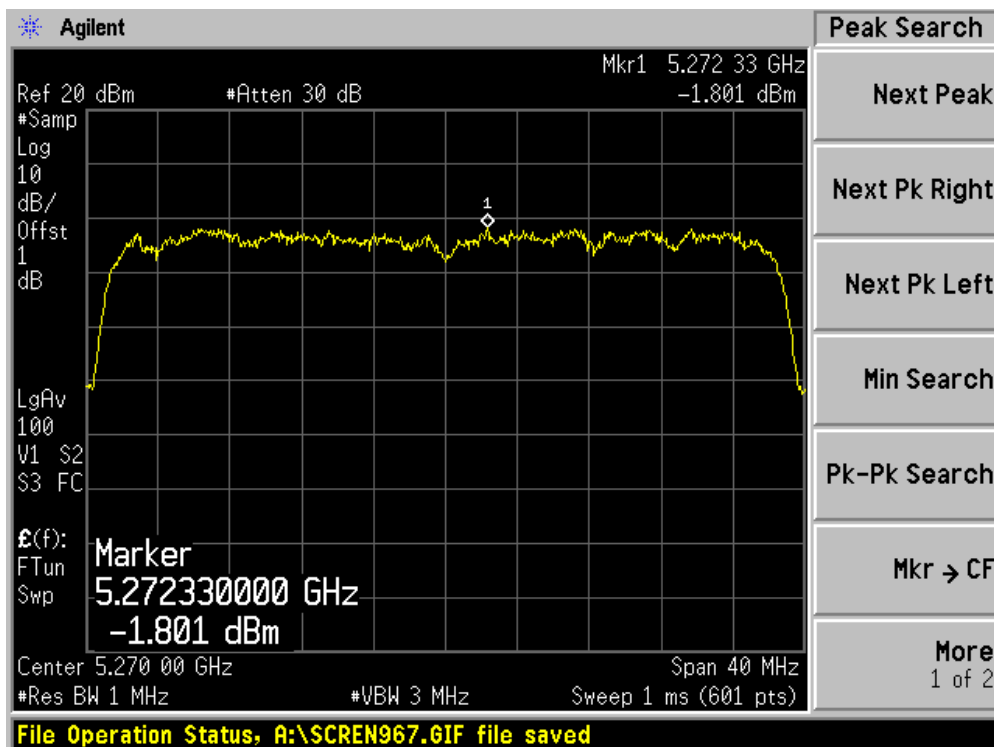
Channel 38 (5190MHz) - Chain 010



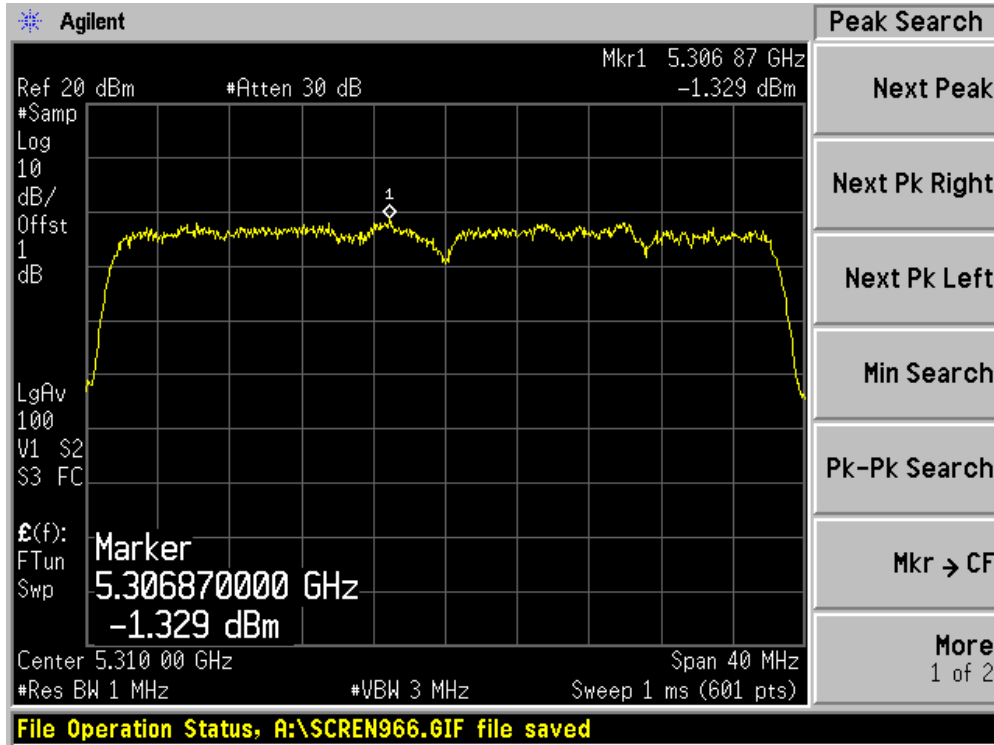
Channel 46 (5230MHz) - Chain 010



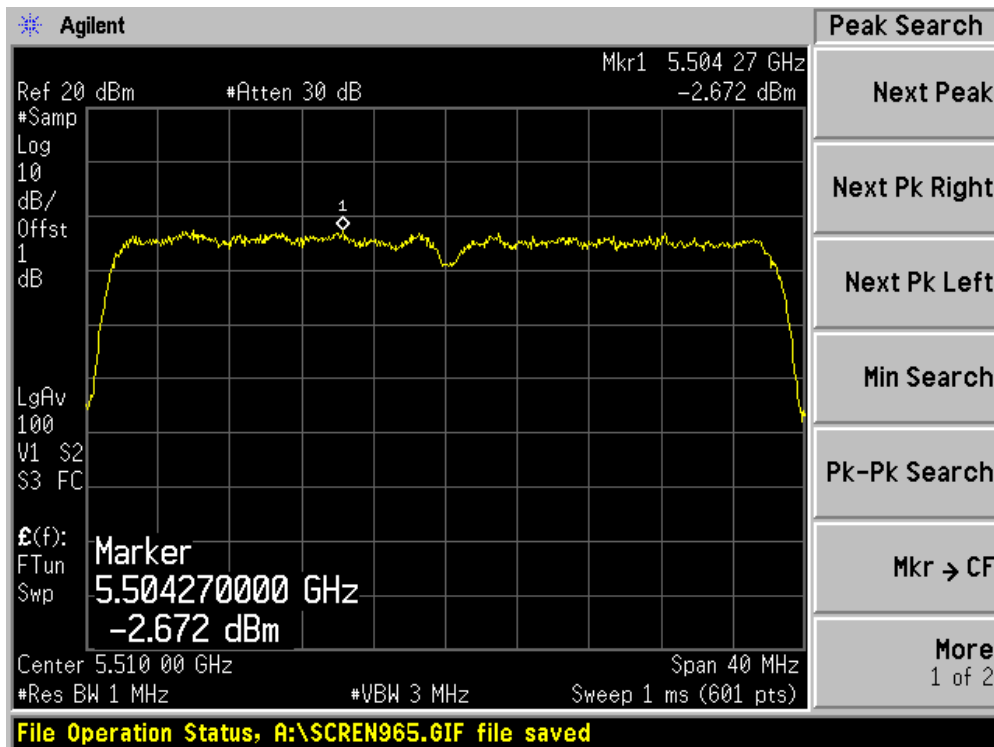
Channel 54 (5270MHz) - Chain 010



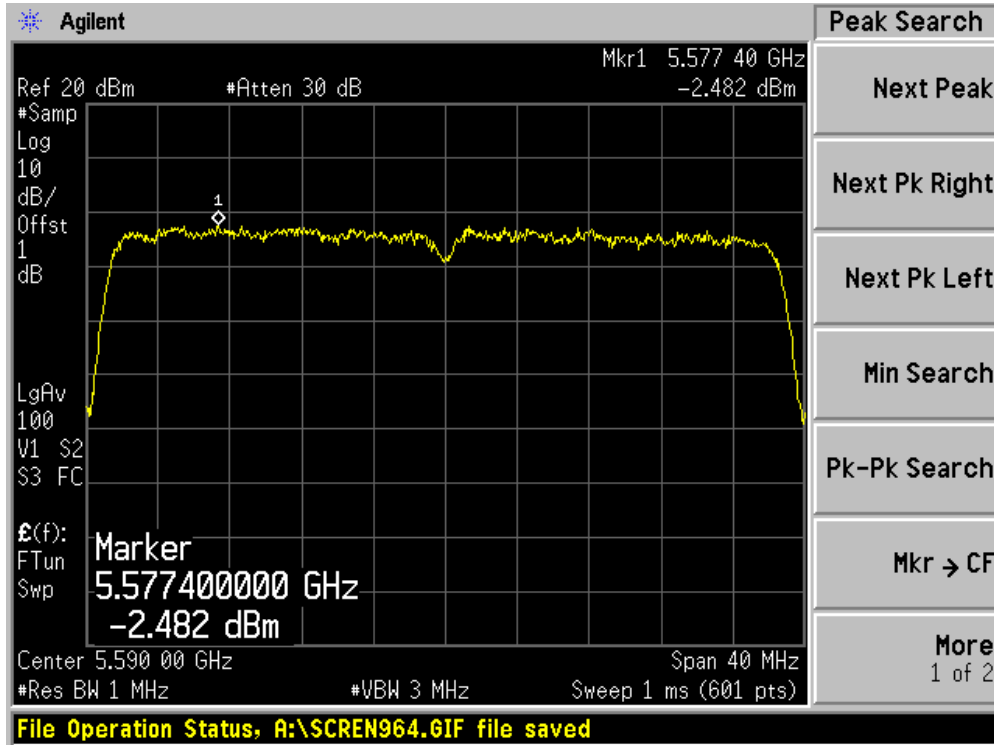
Channel 62 (5310MHz) - Chain 010



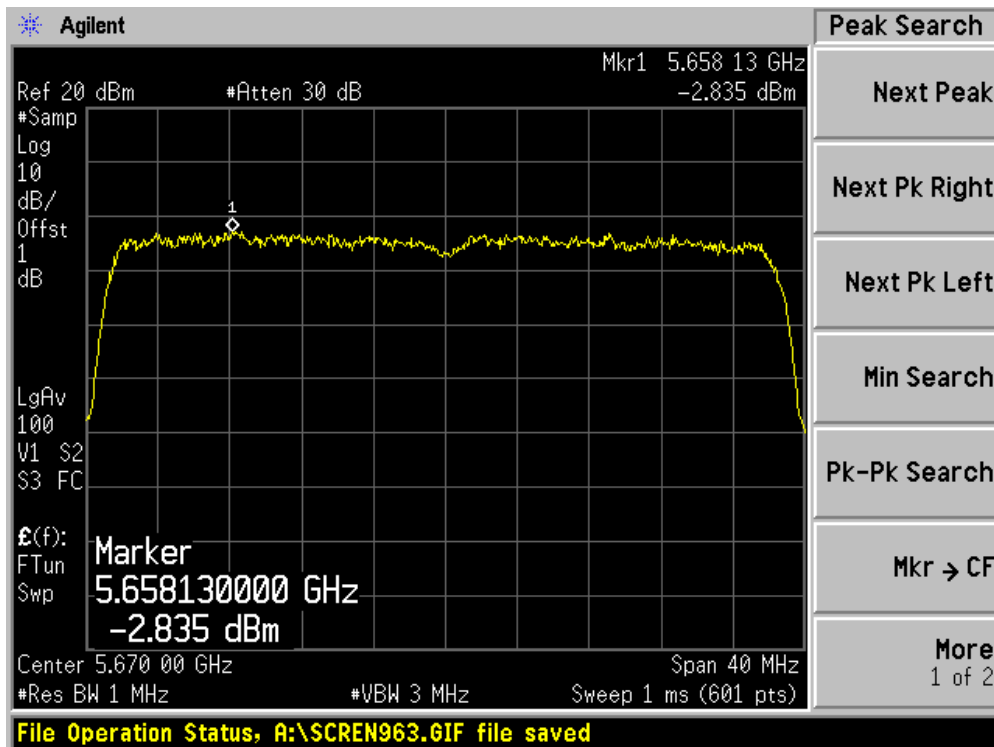
Channel 102 (5510MHz) - Chain 010



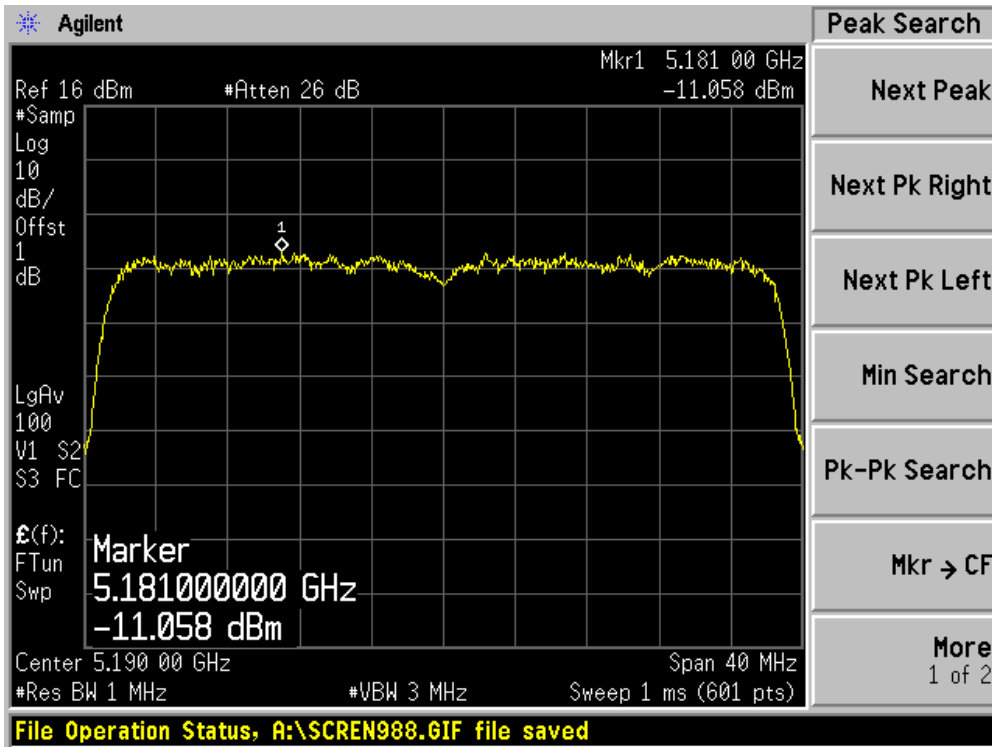
Channel 118 (5590MHz) - Chain 010



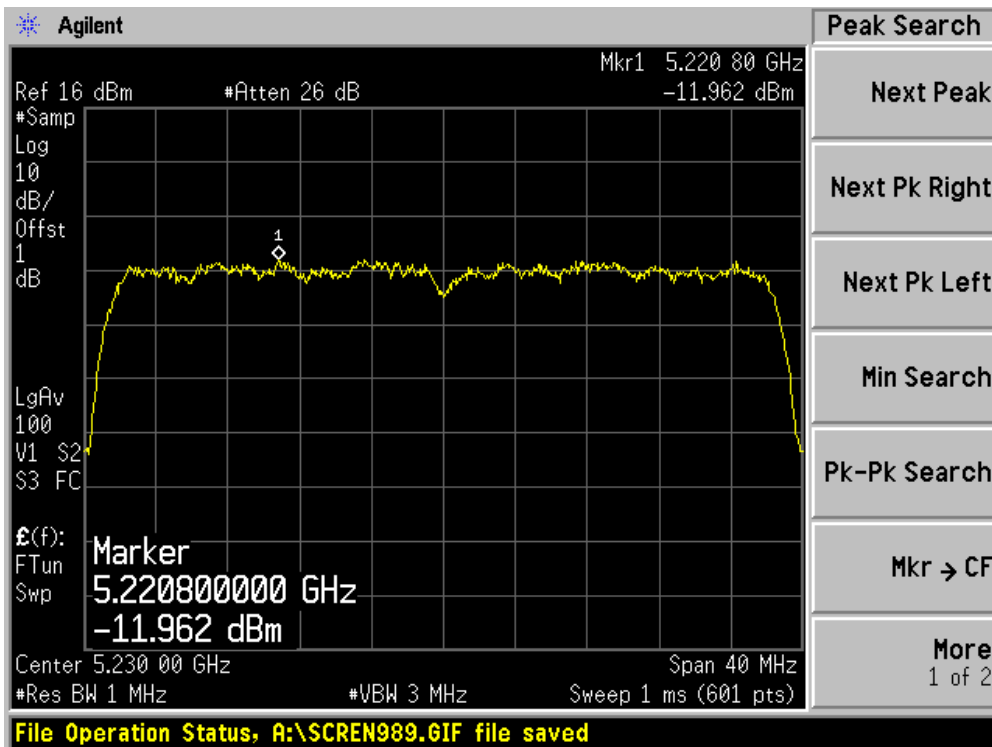
Channel 134 (5670MHz) - Chain 010



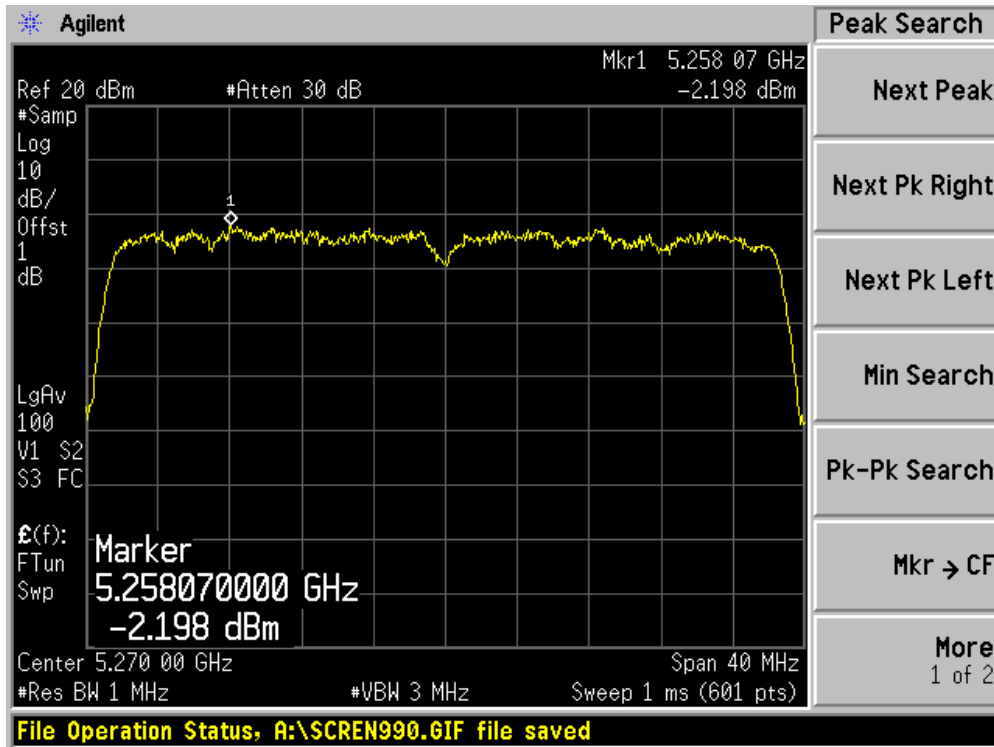
Channel 38 (5190MHz) - Chain 100



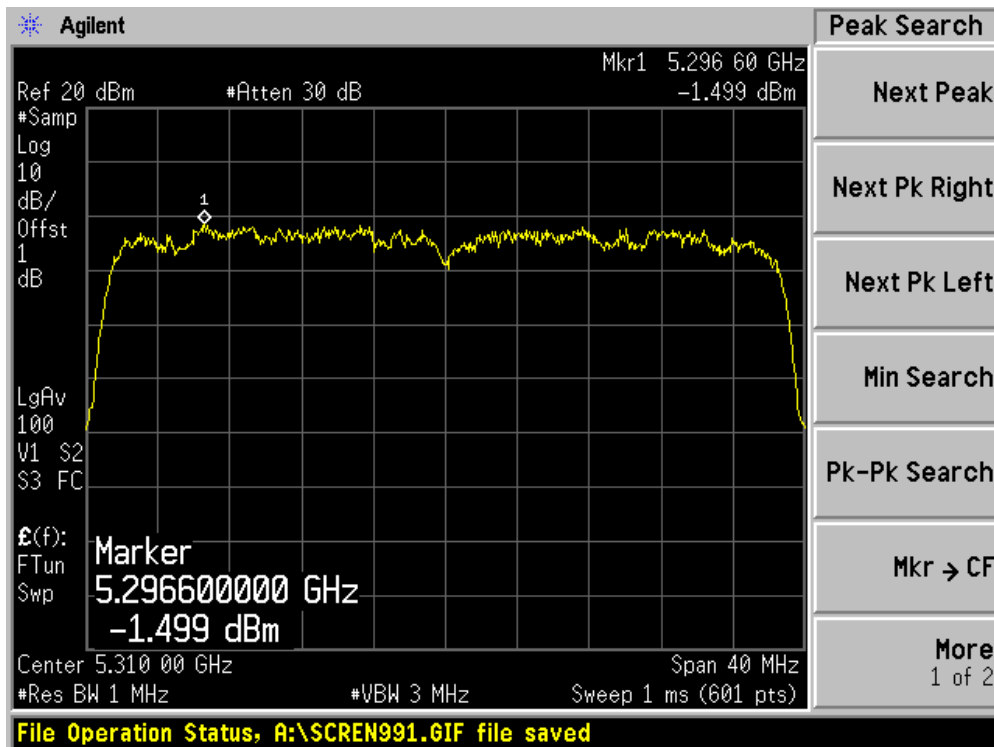
Channel 46 (5230MHz) - Chain 100



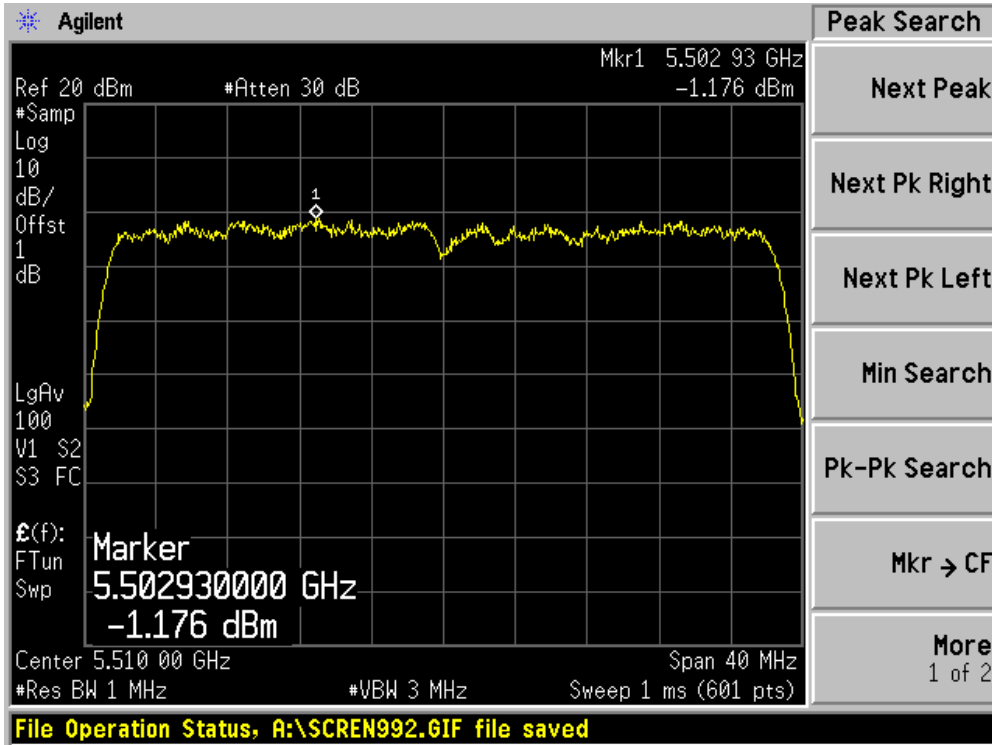
Channel 54 (5270MHz) - Chain 100



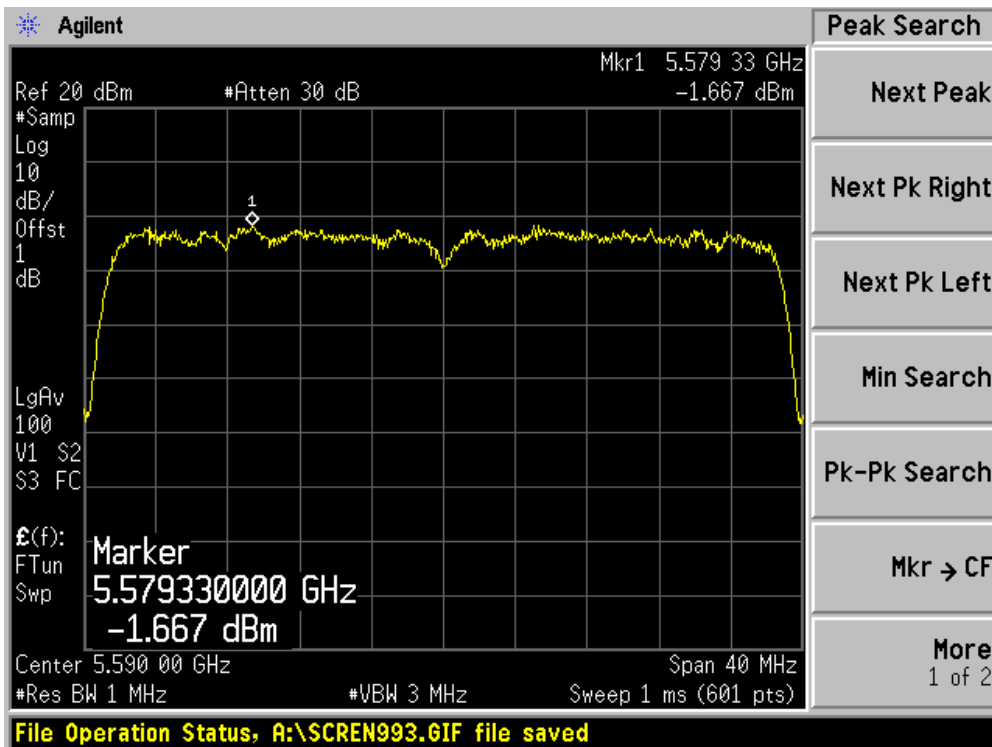
Channel 62 (5310MHz) - Chain 100



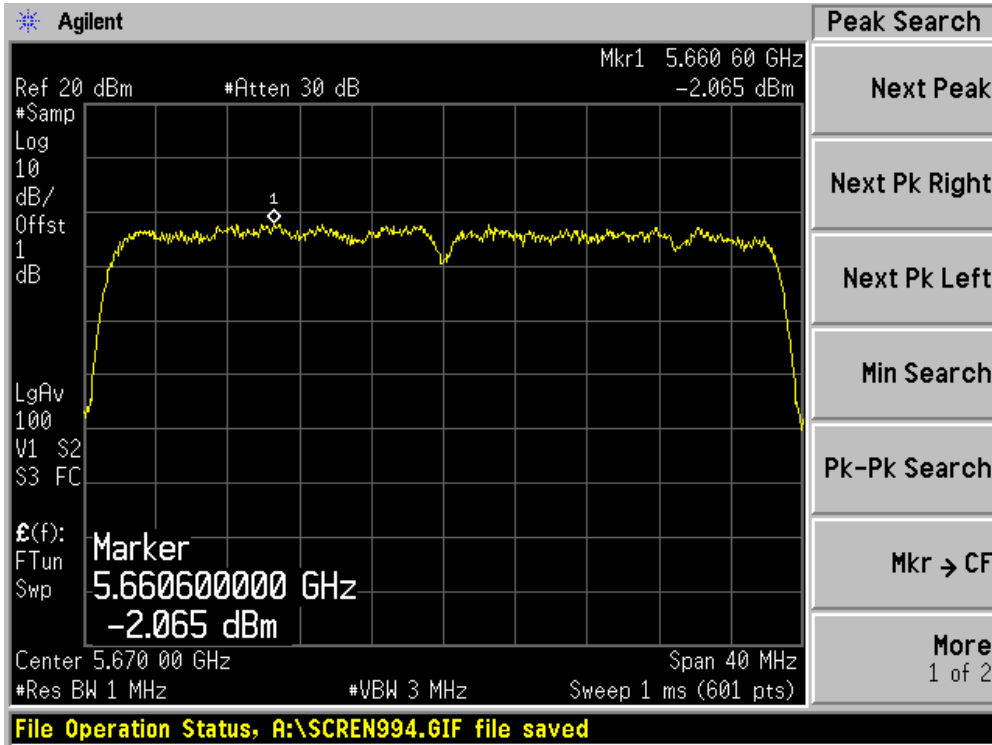
Channel 102 (5510MHz) - Chain 100



Channel 118 (5590MHz) - Chain 100



Channel 134 (5670MHz) - Chain 100



9. Peak Excursion

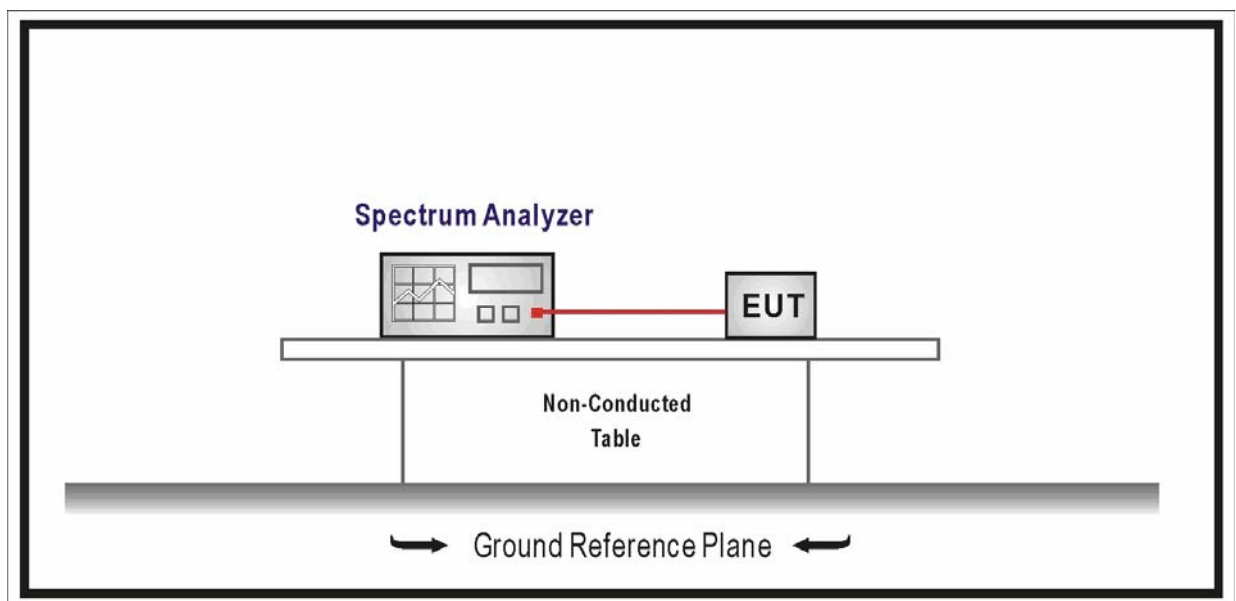
9.1. Test Equipment

Peak Excursion / AC-4

Instrument	Manufacturer	Type No.	Serial No.	Cal. Date
Spectrum Analyzer	Agilent	E4446A	MY45300103	2008/06/11
Coaxial Cable	Huber+Suhner	AC4-RF	09	2008/11/24
Temperature/Humidity Meter	zhicheng	ZC1-2	QT-TH007	2008/03/09

Note: All equipments are calibrated with traceable calibrations. Each calibration is traceable to the national or international standards.

9.2. Test Setup



9.3. Limit

The ratio of the peak excursion of the modulation envelope (measured using a peak hold function) to the maximum conducted output power (measured as specified above) shall not exceed 13 dB across any 1 MHz bandwidth or the emission bandwidth whichever is less.

9.4. Test Procedure

The EUT was tested according to FCC Public Notice DA 02-2138, August 30, 2002 for compliance to FCC 47CFR 15.407 requirements.

Set the spectrum analyzer span to view the entire emission bandwidth. The largest difference between the following two traces must be ≤ 13 dB for all frequencies across the emission bandwidth.

- 1st Trace: Set RBW = 1 MHz, VBW ≥ 3 MHz with peak detector and maxhold settings.
- 2nd Trace: Set RBW = 1 MHz, VBW = 30 kHz with peak detector and maxhold settings.

9.5. Uncertainty

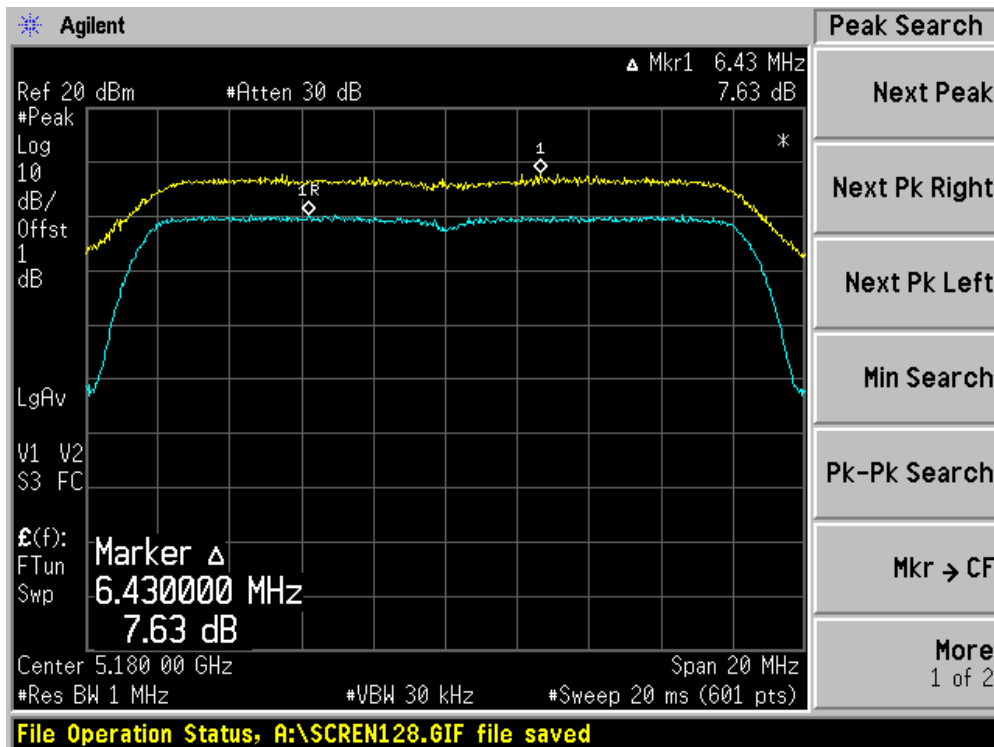
The measurement uncertainty is defined as ± 1.27 dB

9.6. Test Result

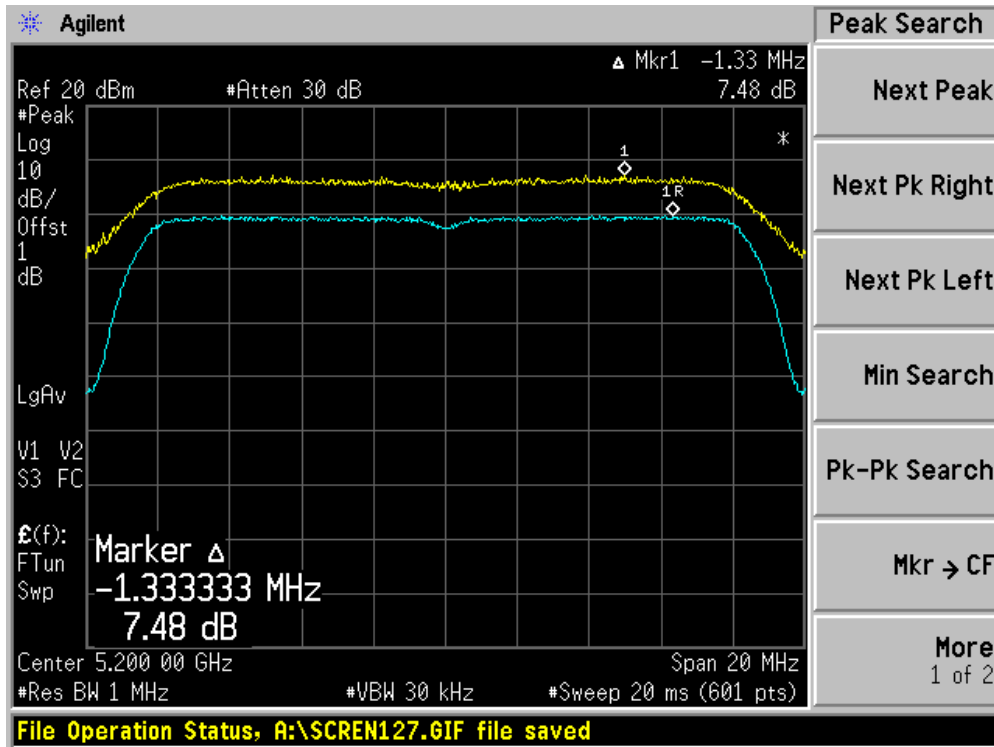
Product	:	WIRELESS-A/N 26DBM NETWORK MINI PCI ADAPTER
Test Item	:	Peak Excursion
Test Site	:	AC-4
Test Mode	:	Mode 1: Transmit by 802.11a (Chain 1X 010)

Channel No.	Frequency (MHz)	Peak Excursion (dB)	Limit (dB)	Result
36	5180	7.63	13	Pass
40	5200	7.78	13	Pass
48	5240	7.40	13	Pass
52	5260	7.80	13	Pass
60	5300	7.16	13	Pass
64	5320	7.66	13	Pass
100	5500	7.94	13	Pass
120	5600	7.55	13	Pass
140	5700	7.40	13	Pass

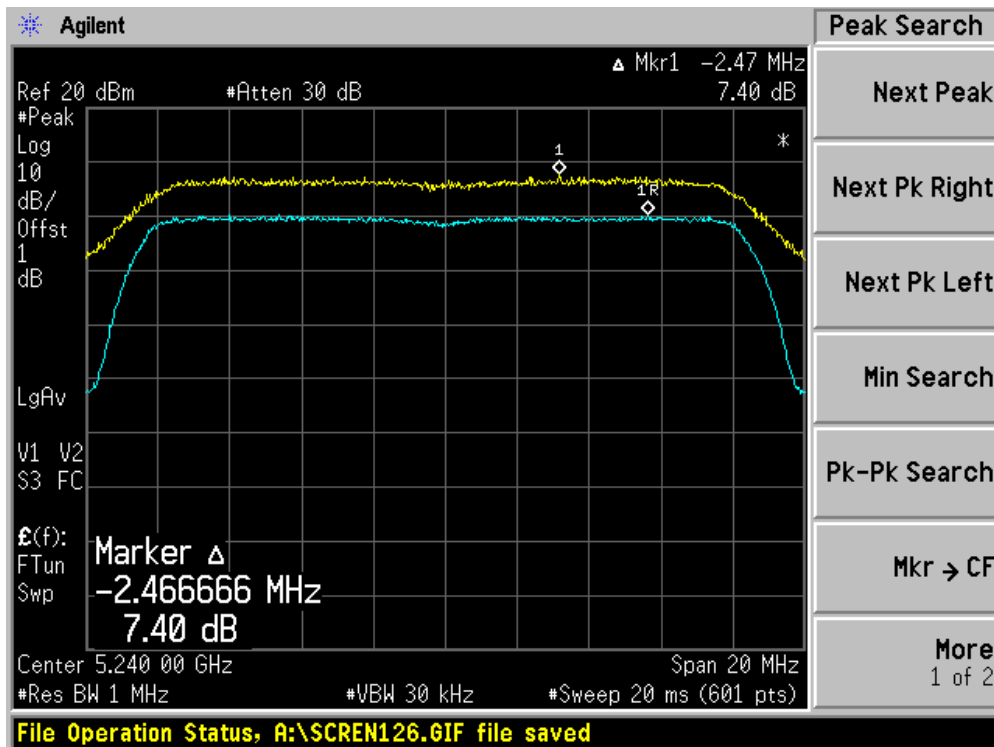
Channel 36 (5180MHz)



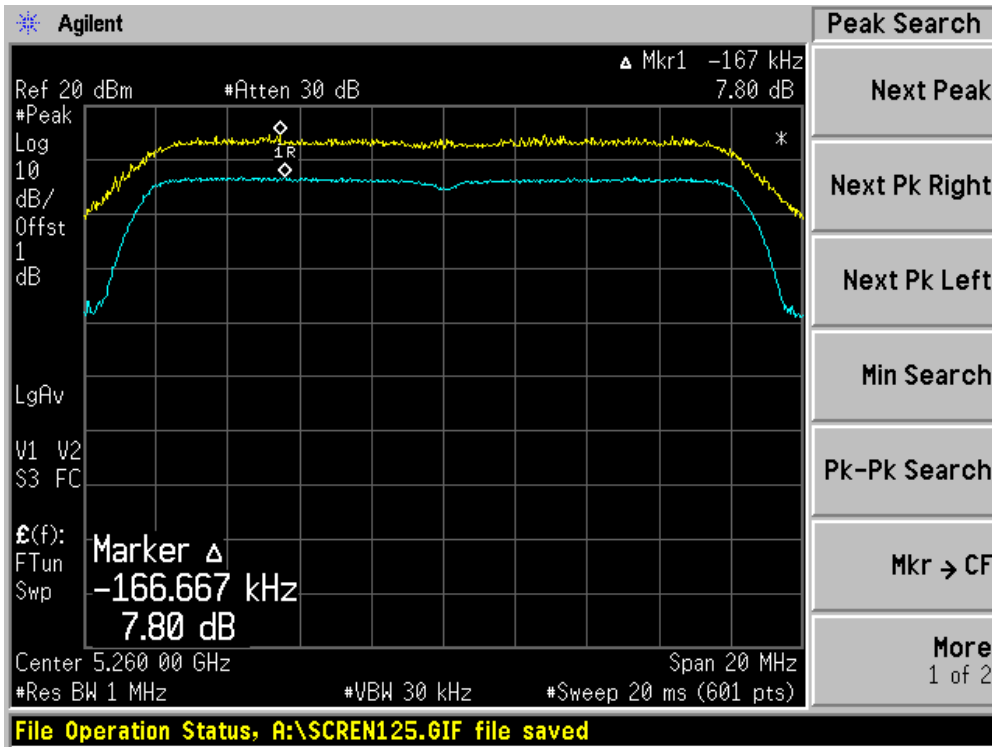
Channel 40 (5200MHz)



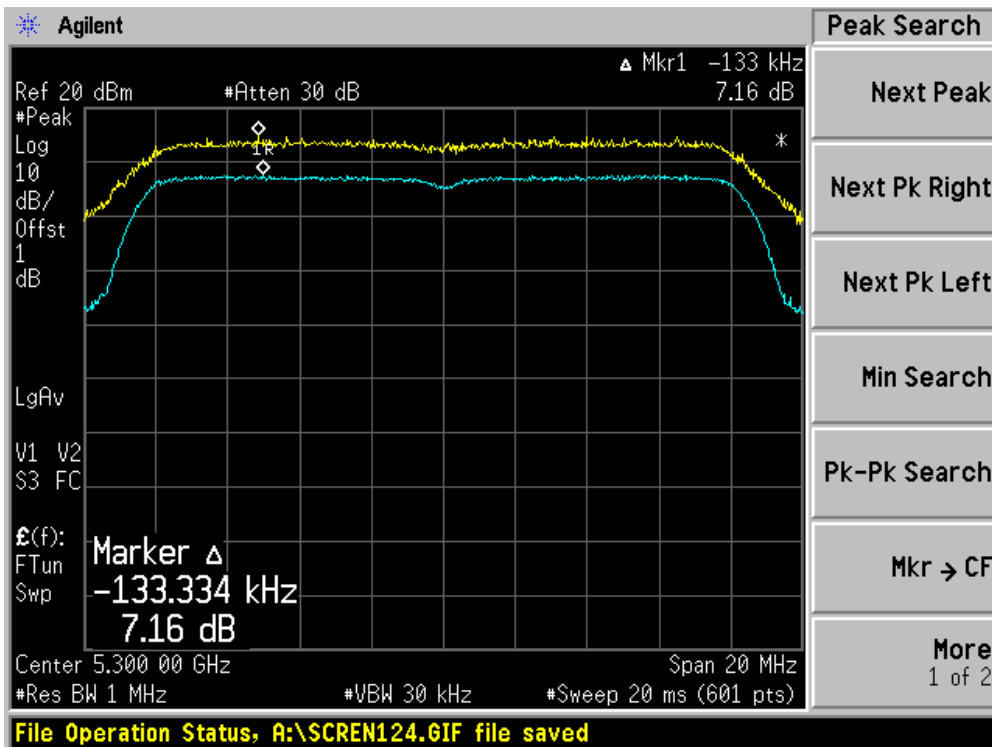
Channel 48 (5240MHz)



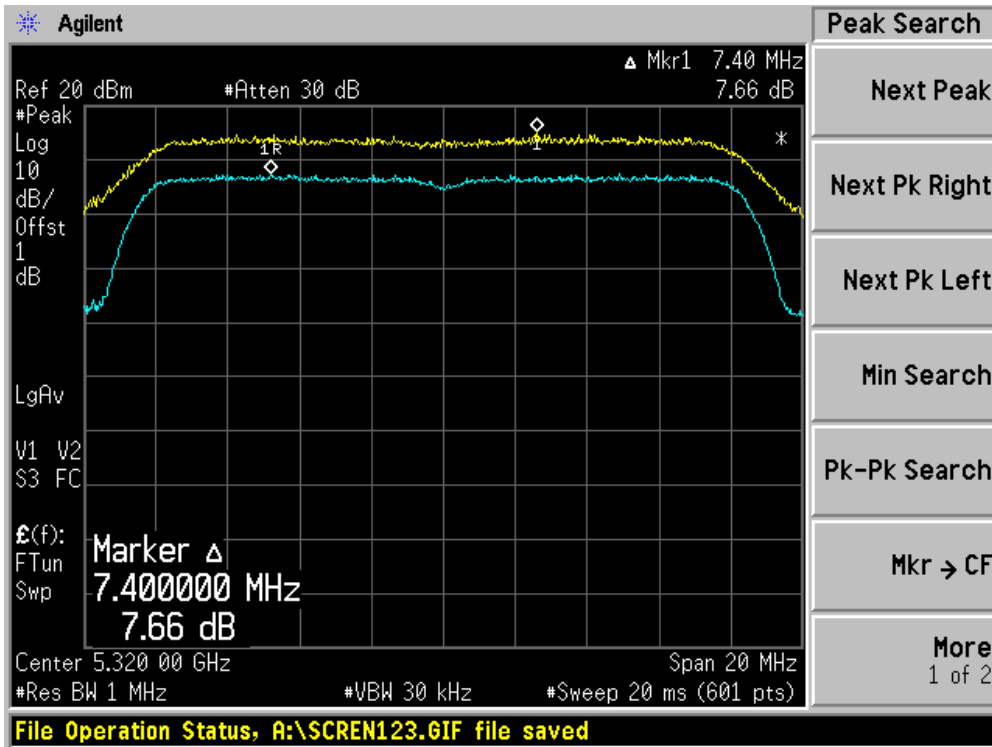
Channel 52 (5260MHz)



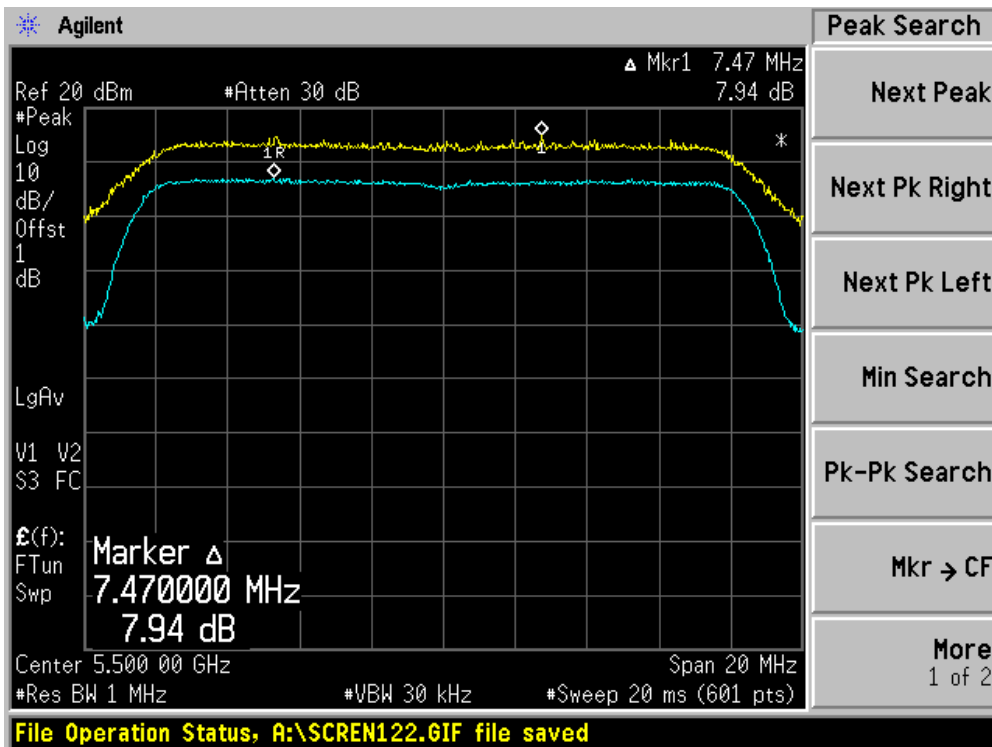
Channel 60 (5300MHz)



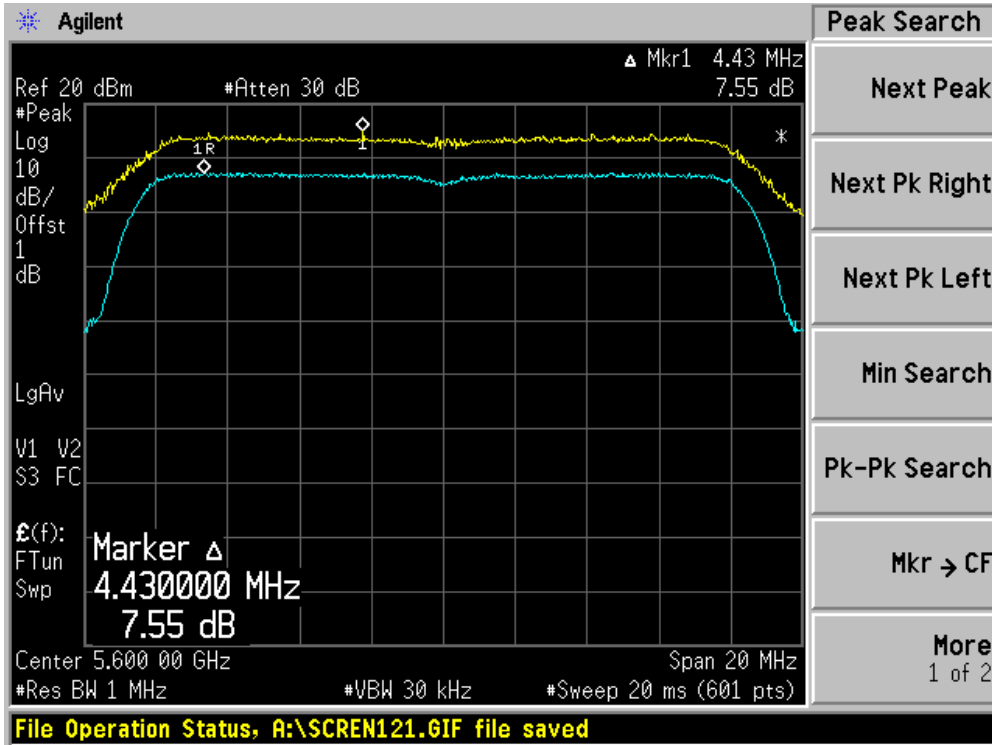
Channel 64 (5320MHz)



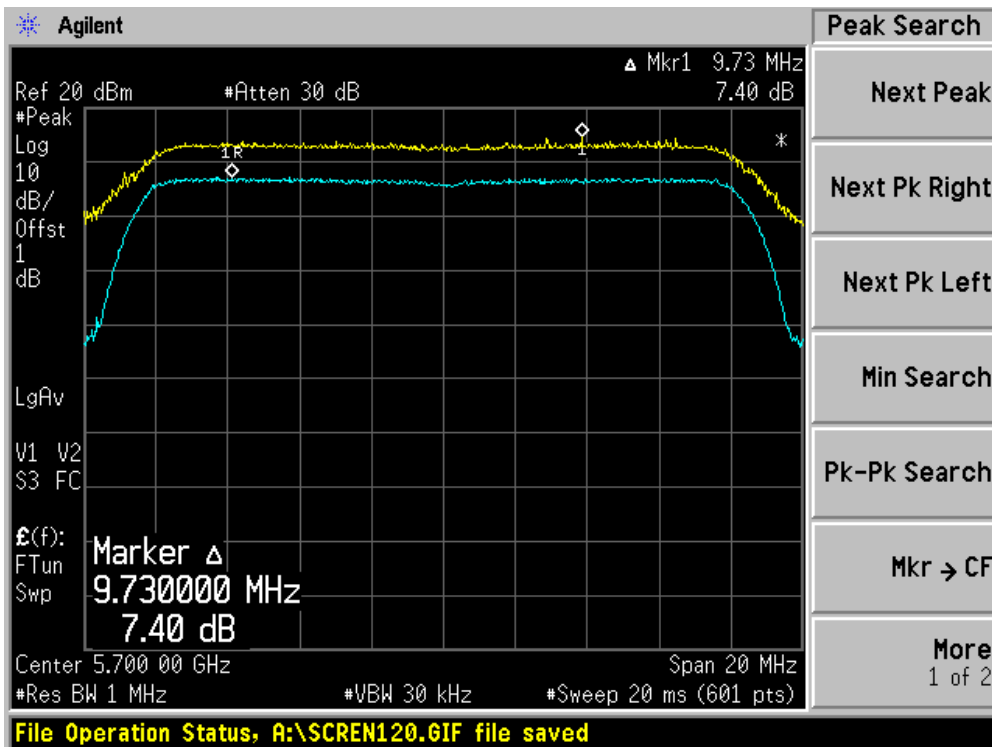
Channel 100 (5500MHz)



Channel 120 (5600MHz)



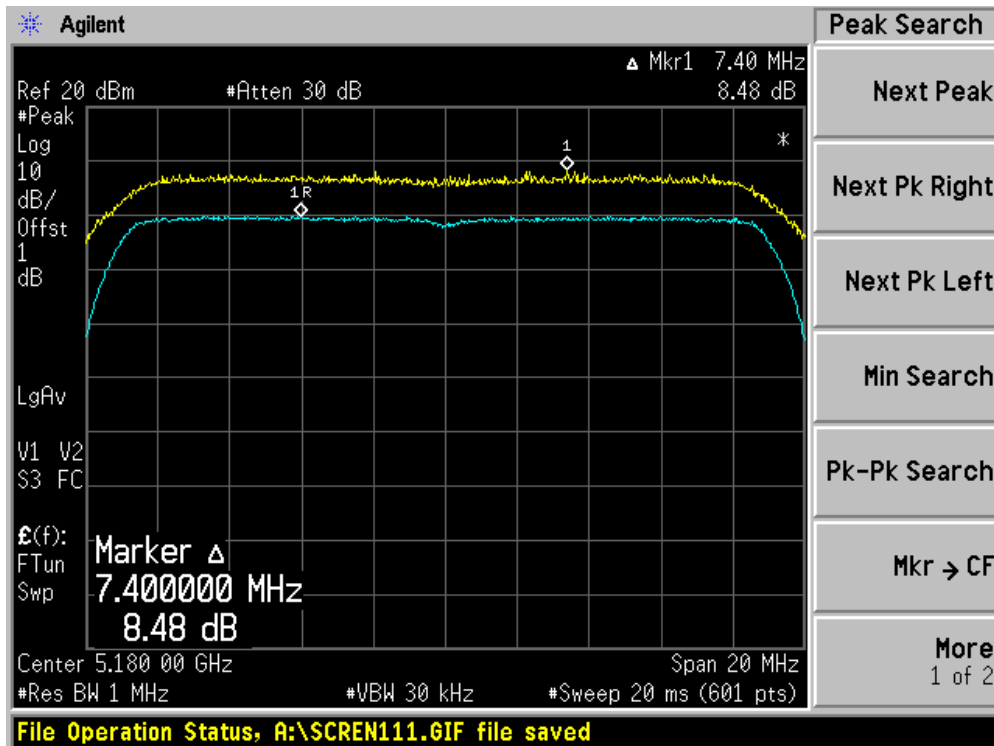
Channel 140 (5700MHz)



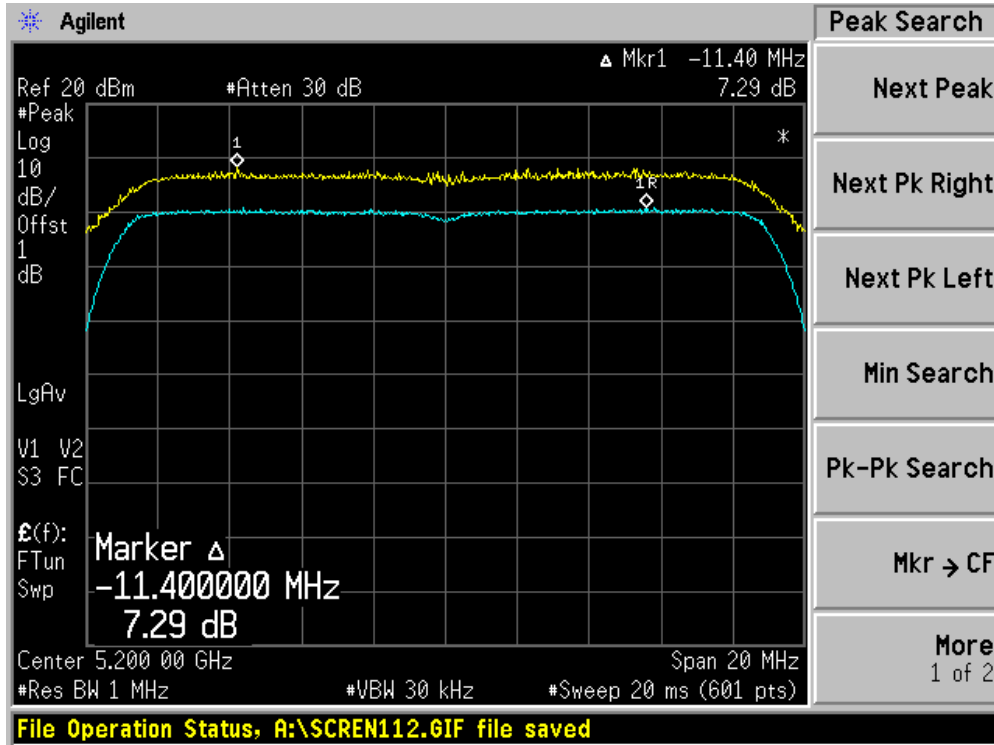
Product	:	WIRELESS-A/N 26DBM NETWORK MINI PCI ADAPTER
Test Item	:	Peak Excursion
Test Site	:	AC-4
Test Mode	:	Mode 2: Transmit by 802.11n (20MHz) (Chain 1X 010)

Channel No.	Frequency (MHz)	Peak Excursion (dB)	Limit (dB)	Result
36	5180	8.48	13	Pass
40	5200	7.29	13	Pass
48	5240	7.76	13	Pass
52	5260	7.51	13	Pass
60	5300	8.76	13	Pass
64	5320	8.81	13	Pass
100	5500	7.62	13	Pass
120	5600	7.90	13	Pass
140	5700	8.02	13	Pass

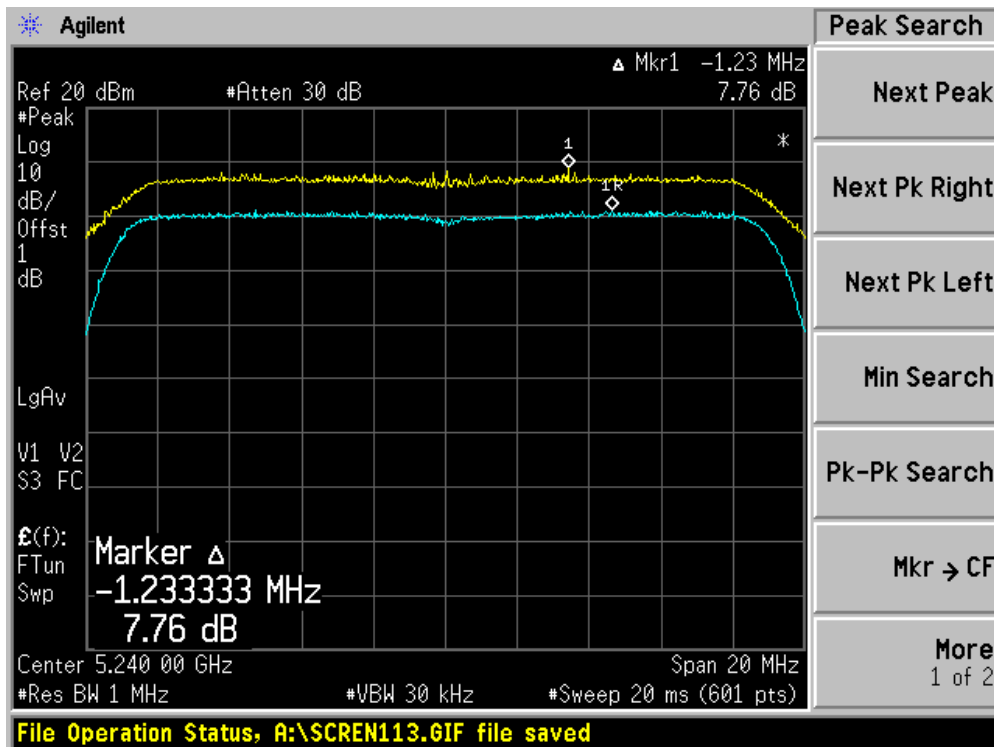
Channel 36 (5180MHz)



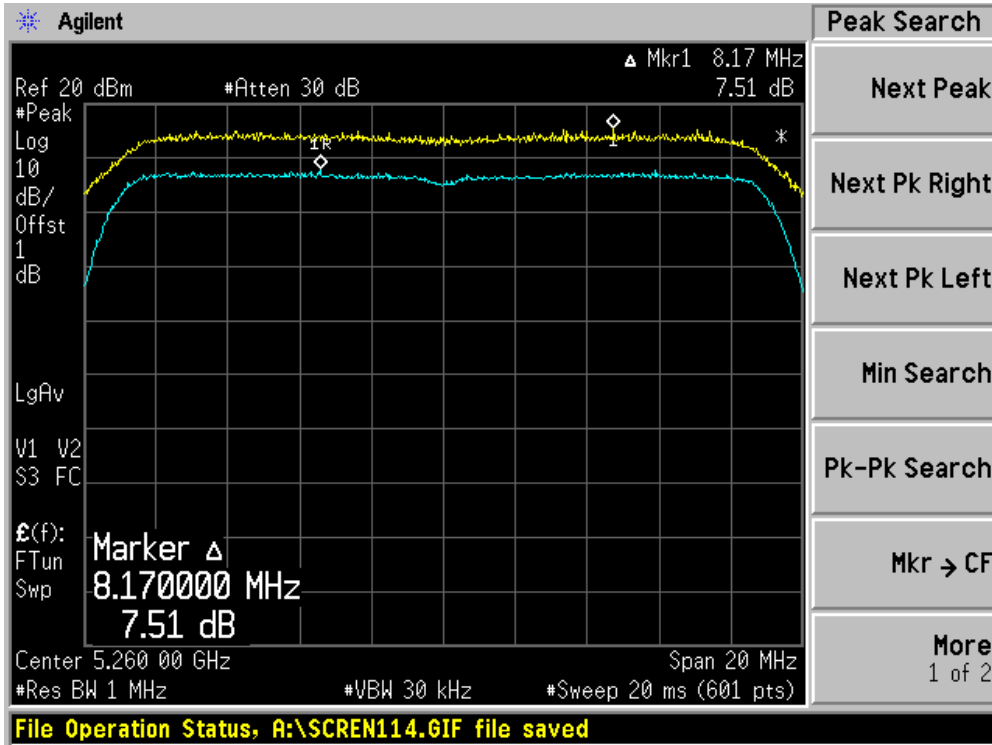
Channel 40 (5200MHz)



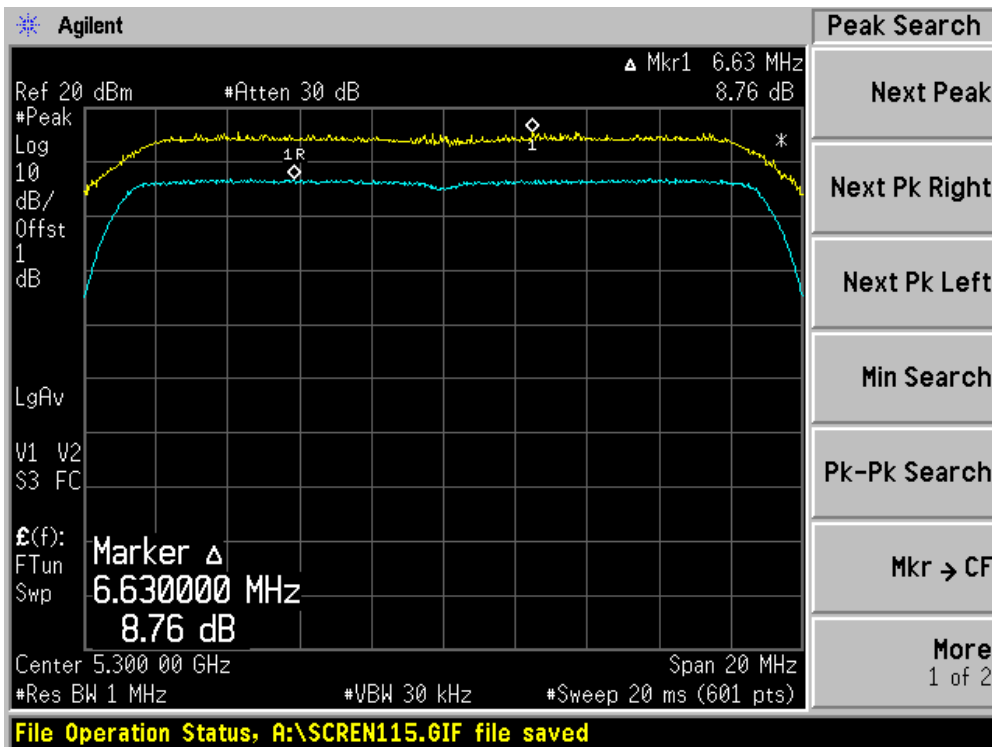
Channel 48 (5240MHz)



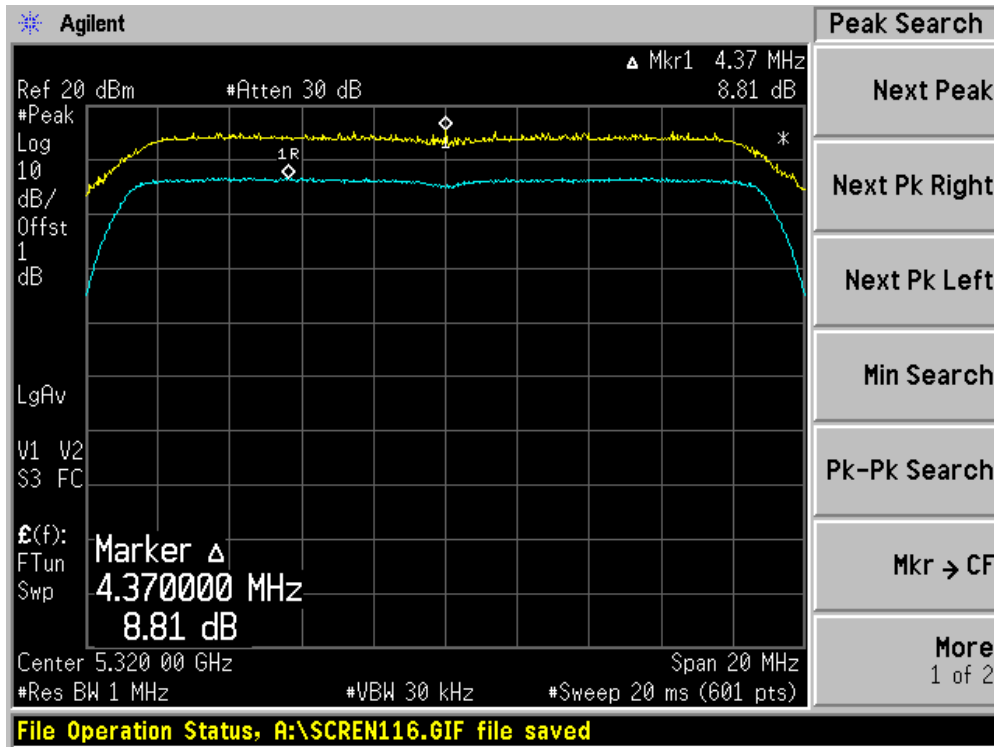
Channel 52 (5260MHz)



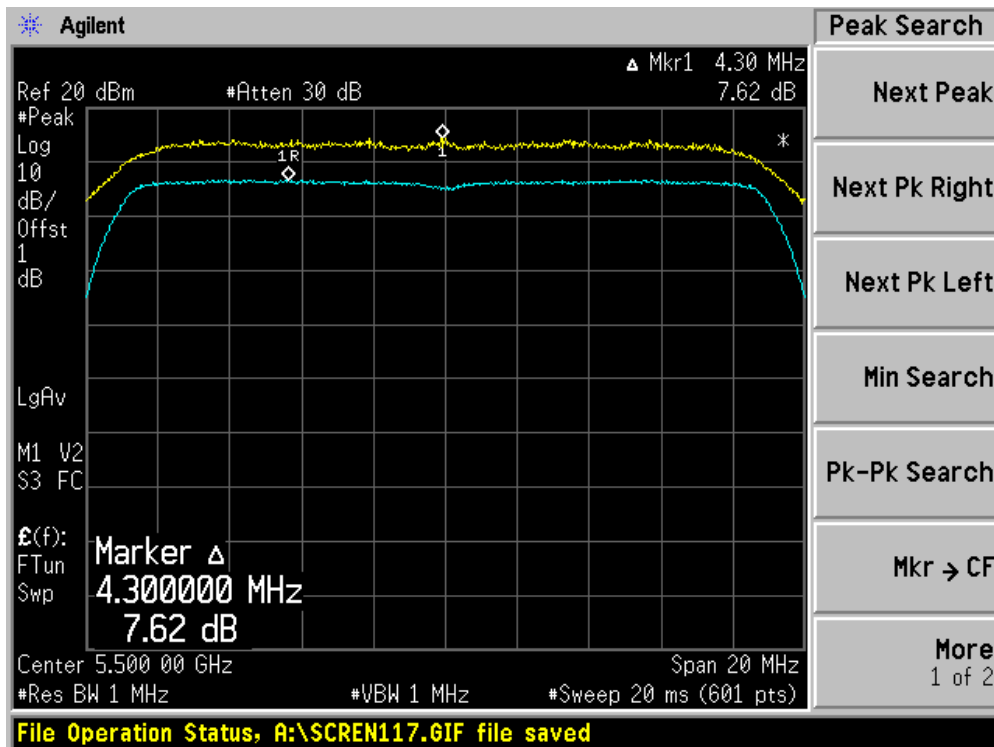
Channel 60 (5300MHz)



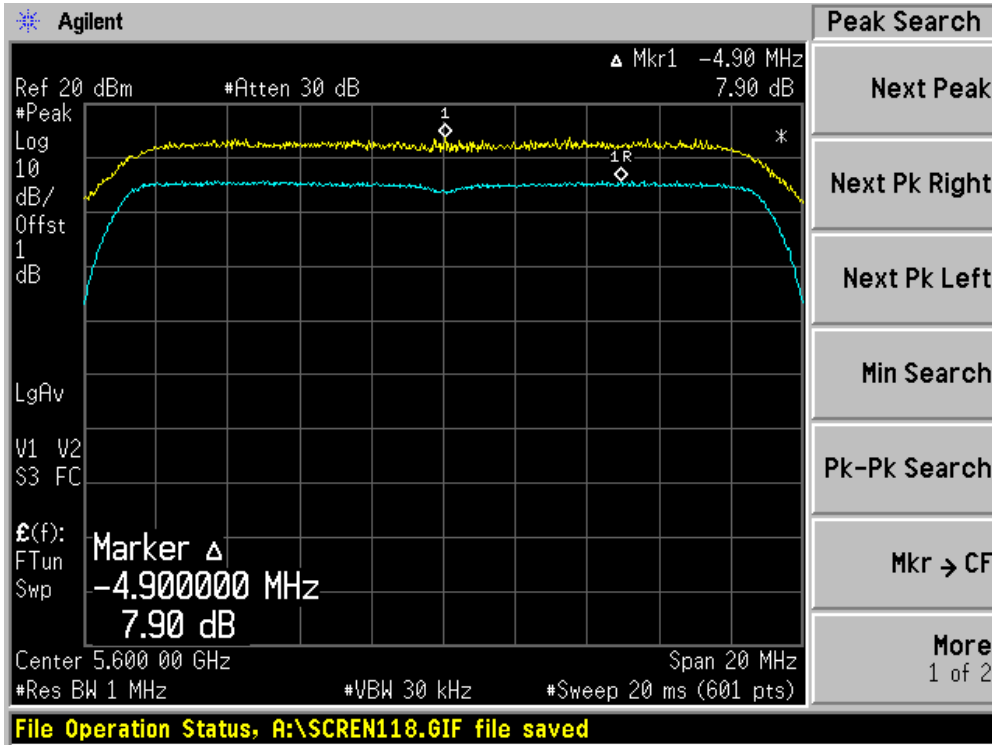
Channel 64 (5320MHz)



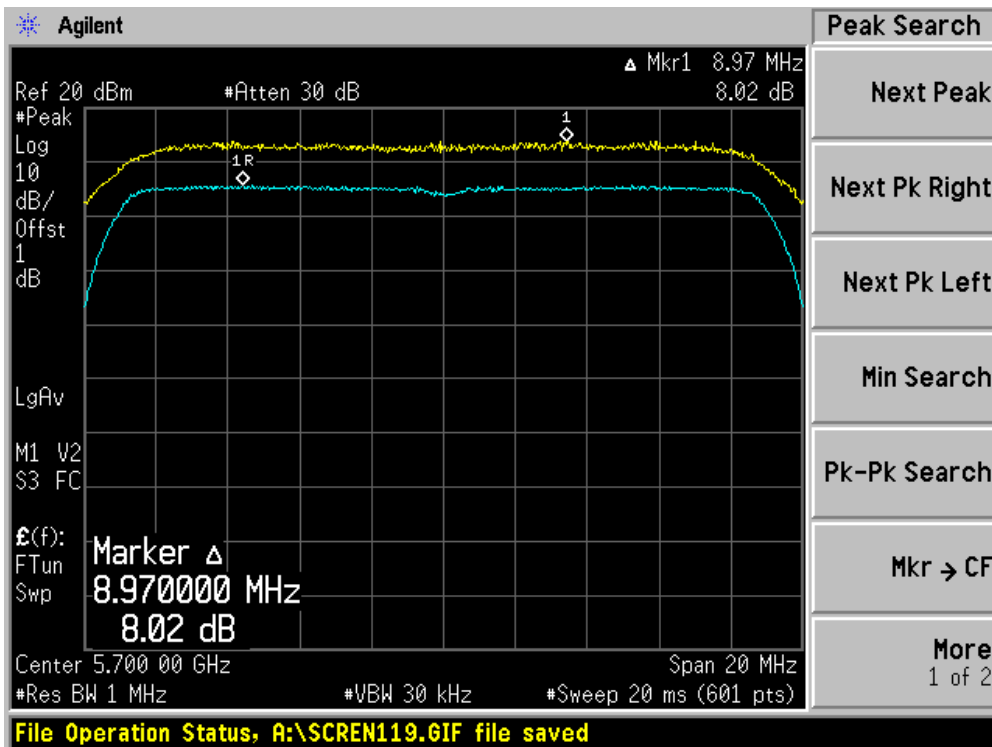
Channel 100 (5500MHz)



Channel 120 (5600MHz)



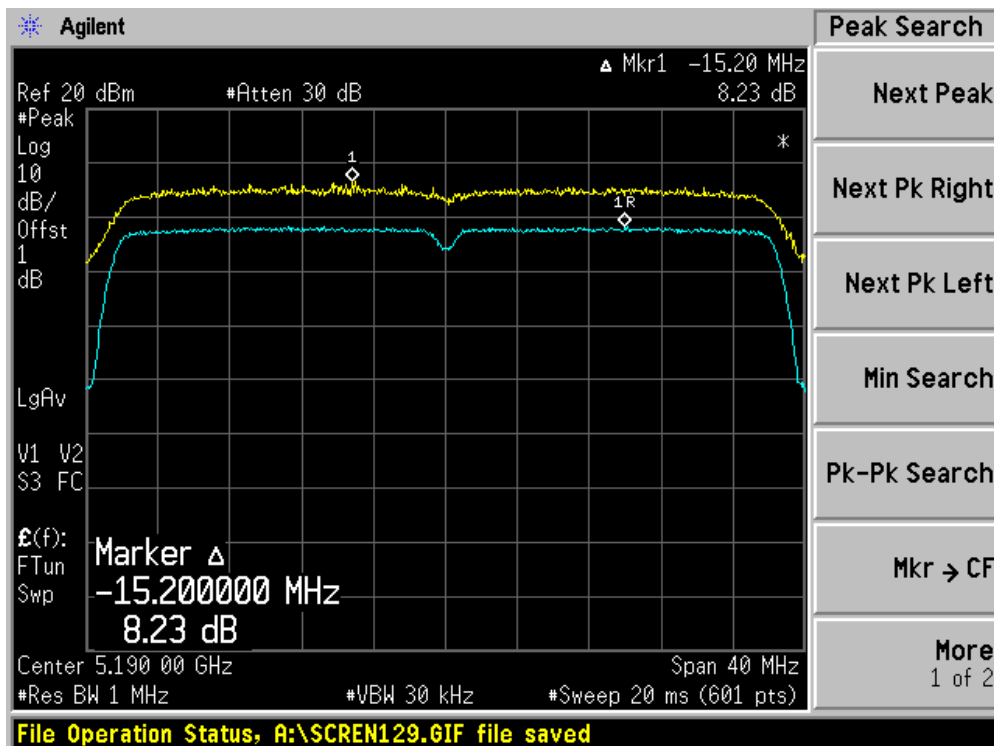
Channel 140 (5700MHz)



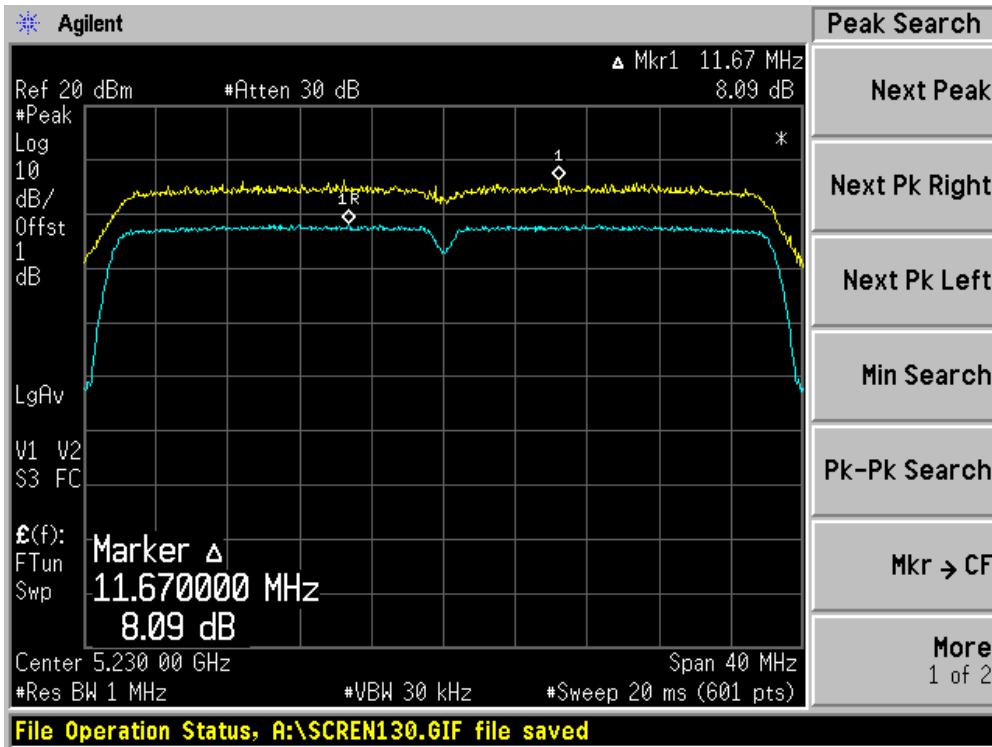
Product	:	WIRELESS-A/N 26DBM NETWORK MINI PCI ADAPTER
Test Item	:	Peak Excursion
Test Site	:	AC-4
Test Mode	:	Mode 3: Transmit by 802.11n (40MHz) (Chain 1X 010)

Channel No.	Frequency (MHz)	Peak Excursion (dB)	Limit (dB)	Result
38	5190	8.23	13	Pass
46	5230	8.09	13	Pass
54	5270	7.79	13	Pass
62	5310	7.29	13	Pass
102	5510	7.78	13	Pass
118	5590	7.42	13	Pass
134	5670	8.00	13	Pass

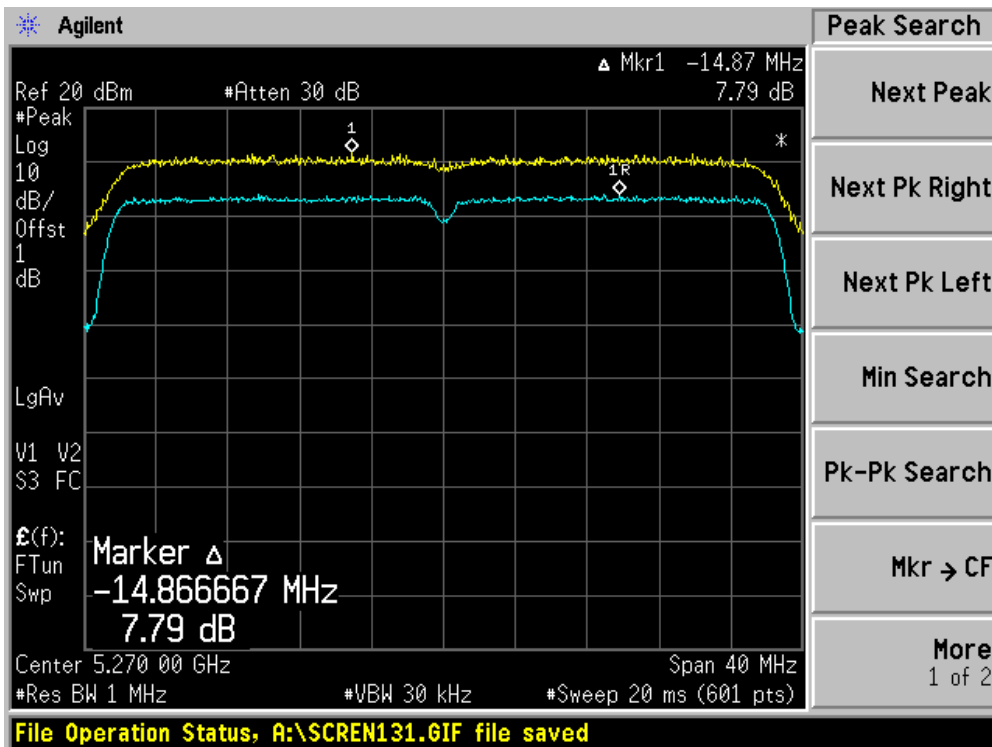
Channel 38 (5190MHz)



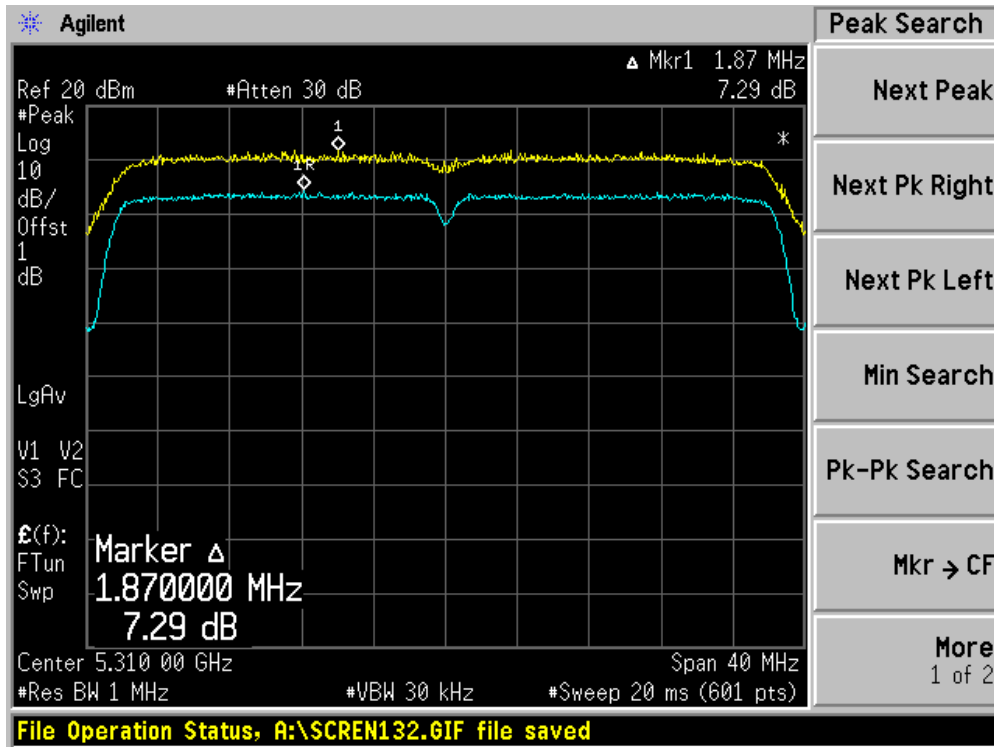
Channel 46 (5230MHz)



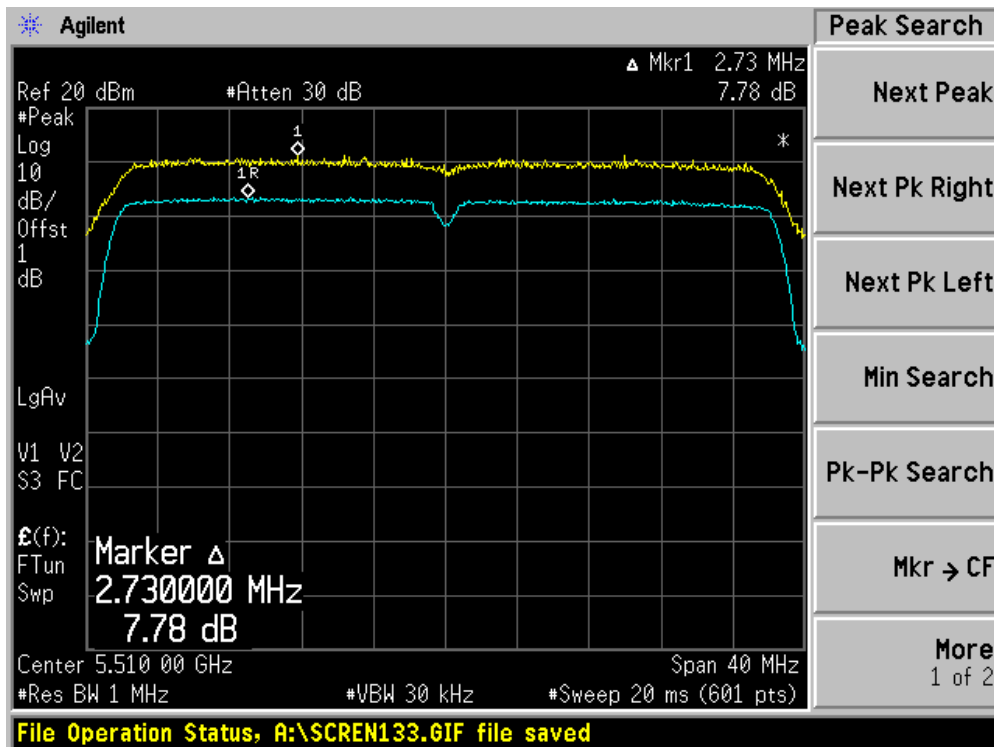
Channel 54 (5270MHz)



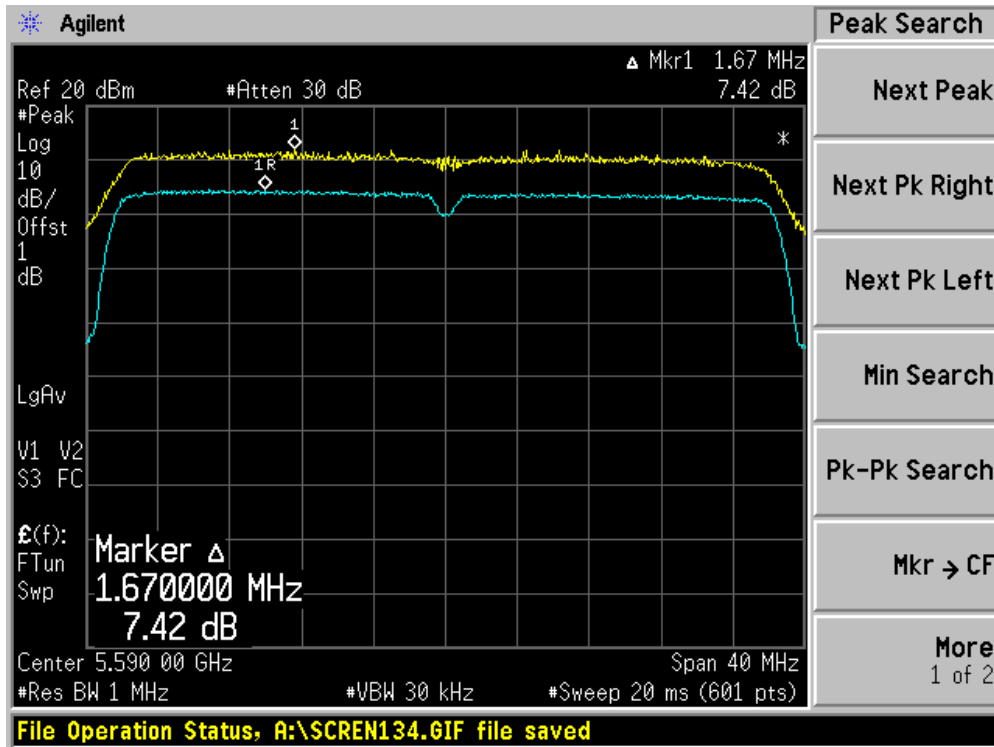
Channel 62 (5310MHz)



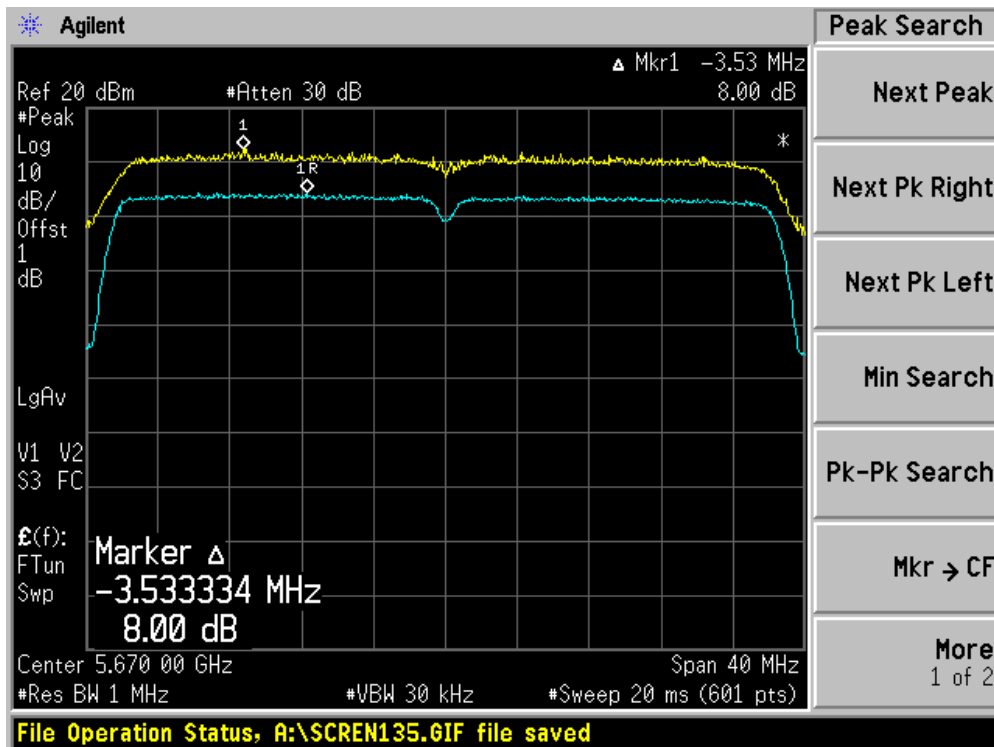
Channel 102 (5510MHz)



Channel 118 (5590MHz)



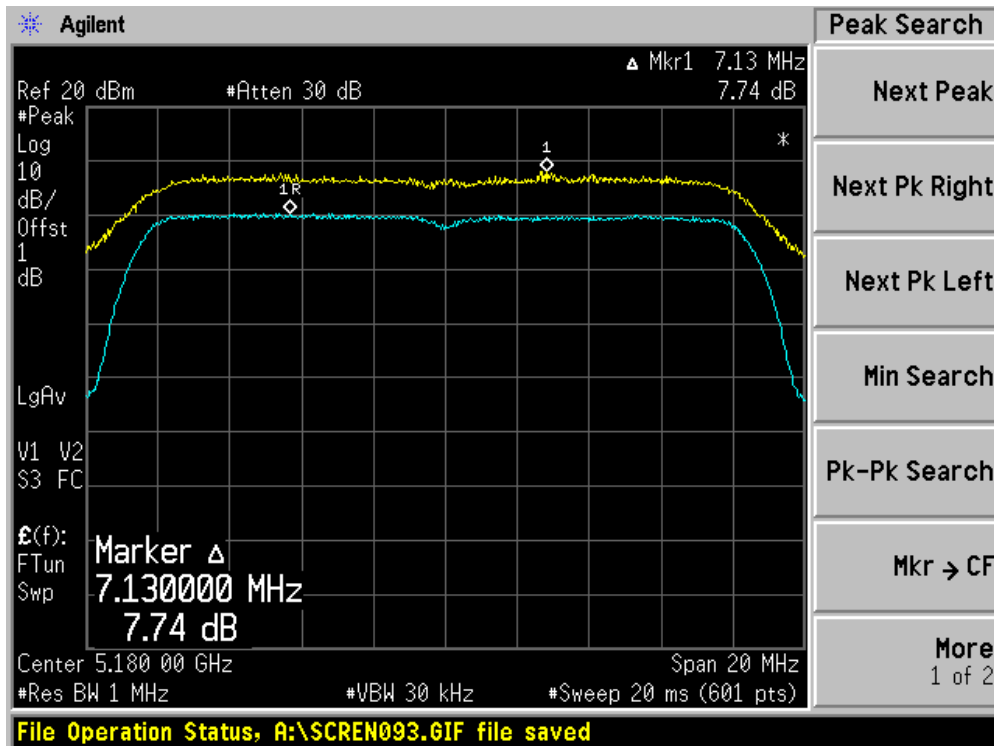
Channel 134 (5670MHz)



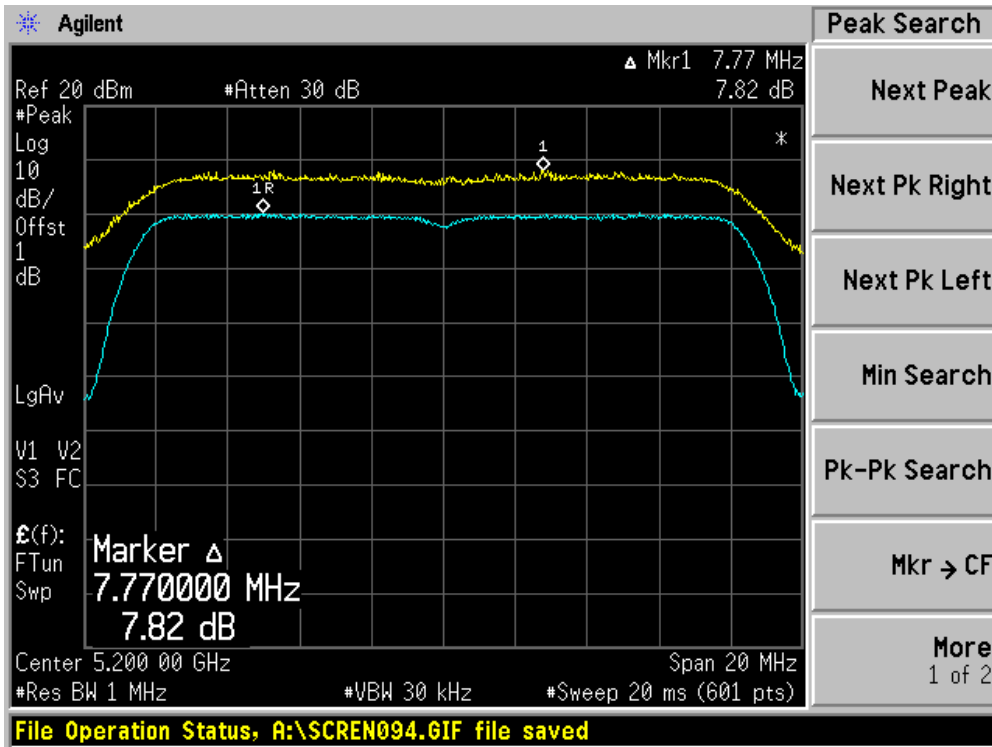
Product	:	WIRELESS-A/N 26DBM NETWORK MINI PCI ADAPTER
Test Item	:	Peak Excursion
Test Site	:	AC-4
Test Mode	:	Mode 1: Transmit by 802.11a (Chain 1X 100)

Channel No.	Frequency (MHz)	Peak Excursion (dB)	Limit (dB)	Result
36	5180	7.74	13	Pass
40	5200	7.82	13	Pass
48	5240	7.97	13	Pass
52	5260	7.83	13	Pass
60	5300	8.47	13	Pass
64	5320	7.85	13	Pass
100	5500	8.02	13	Pass
120	5600	7.76	13	Pass
140	5700	8.19	13	Pass

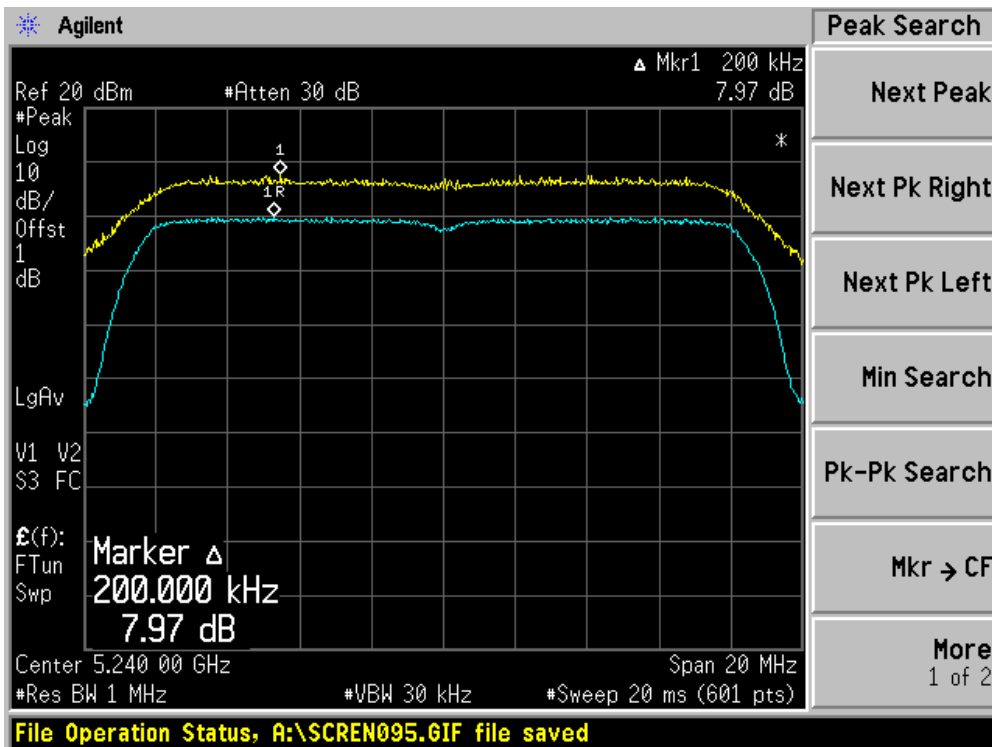
Channel 36 (5180MHz)



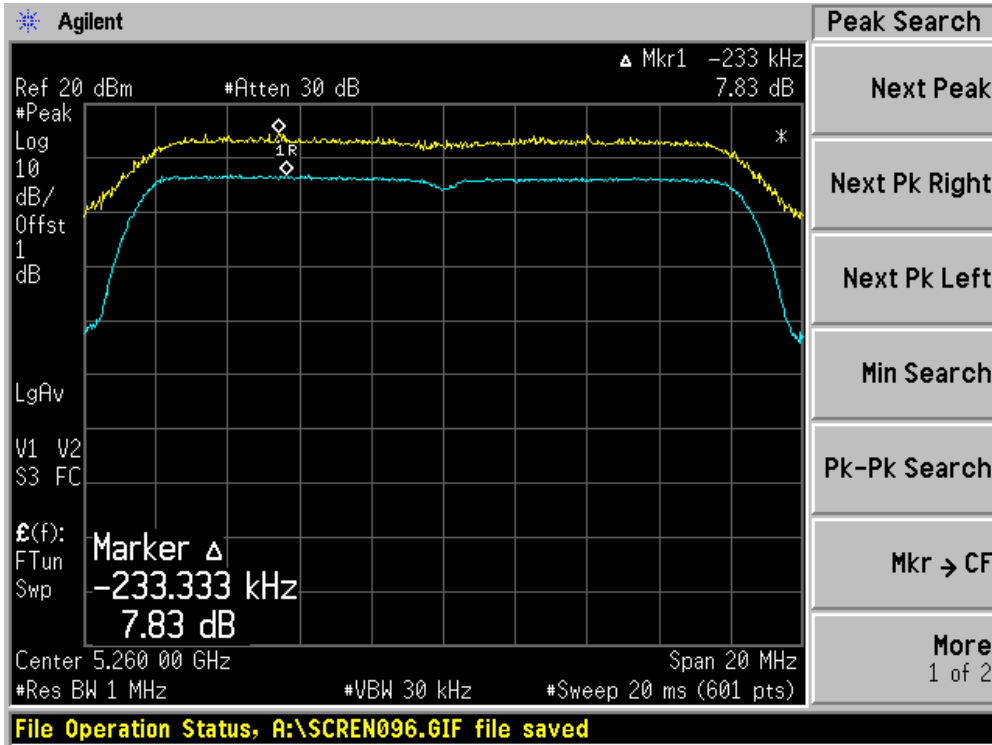
Channel 40 (5200MHz)



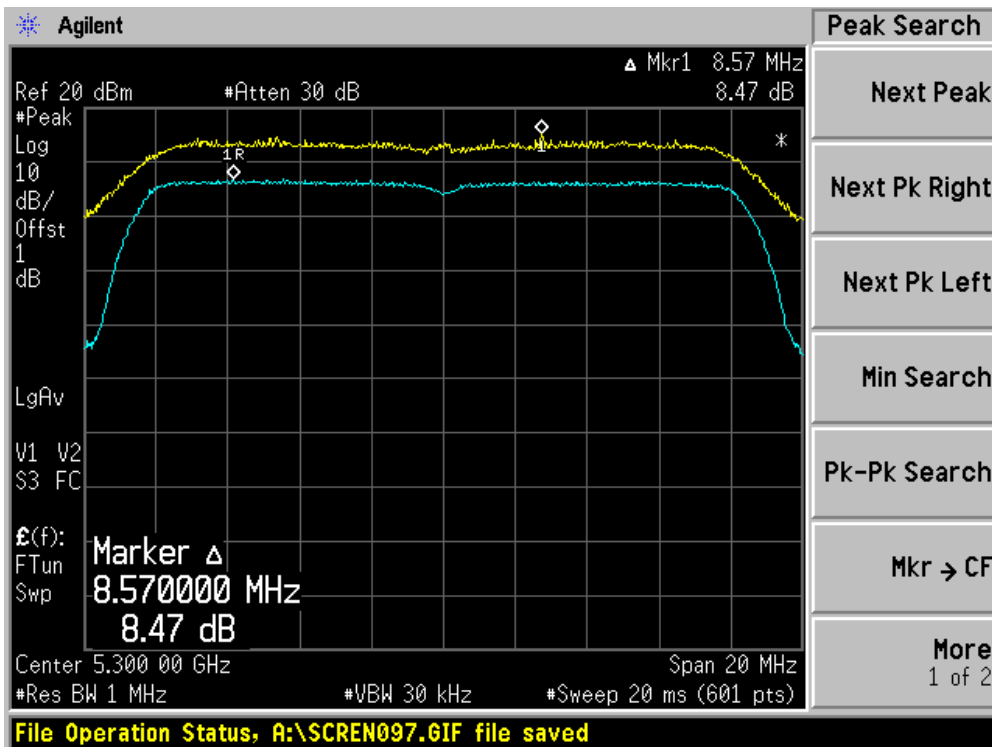
Channel 48 (5240MHz)



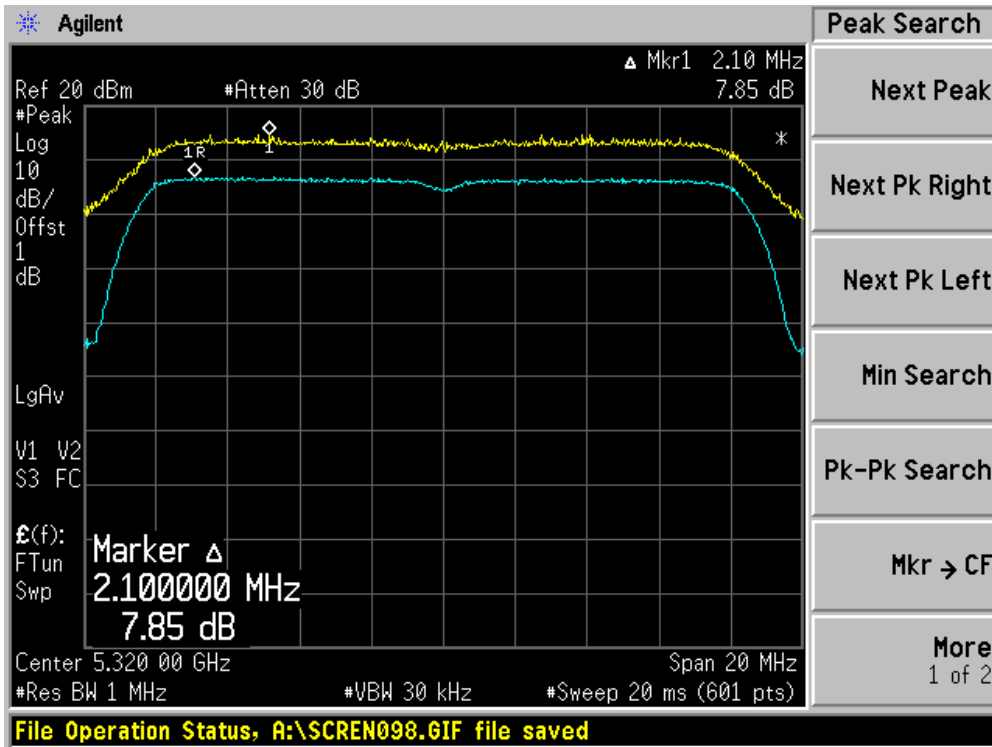
Channel 52 (5260MHz)



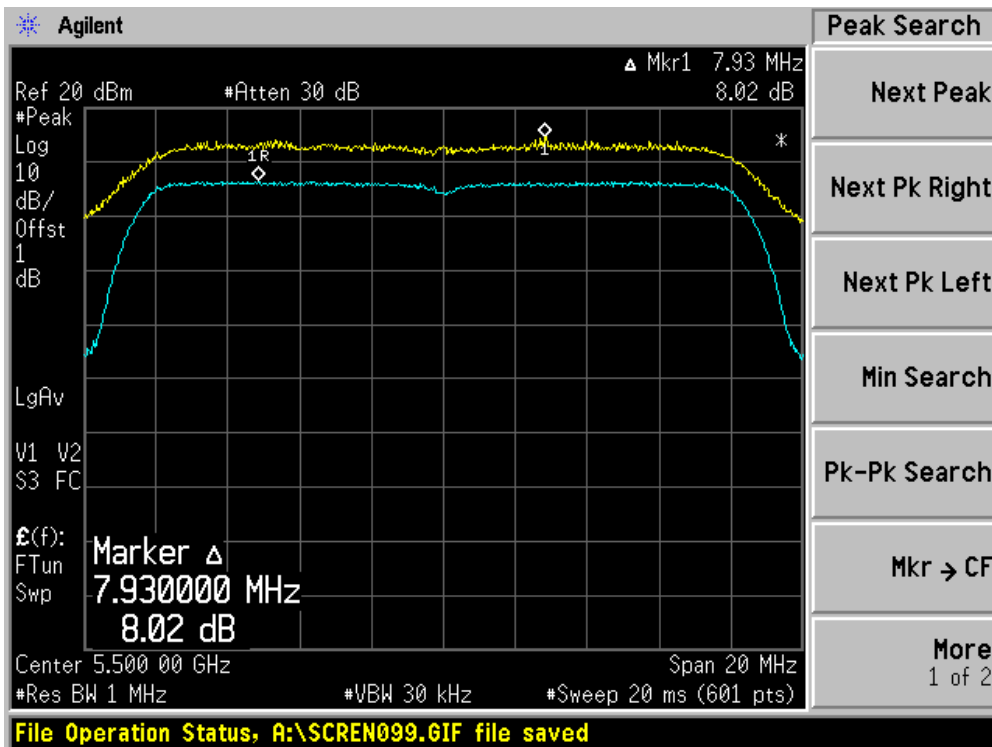
Channel 60 (5300MHz)



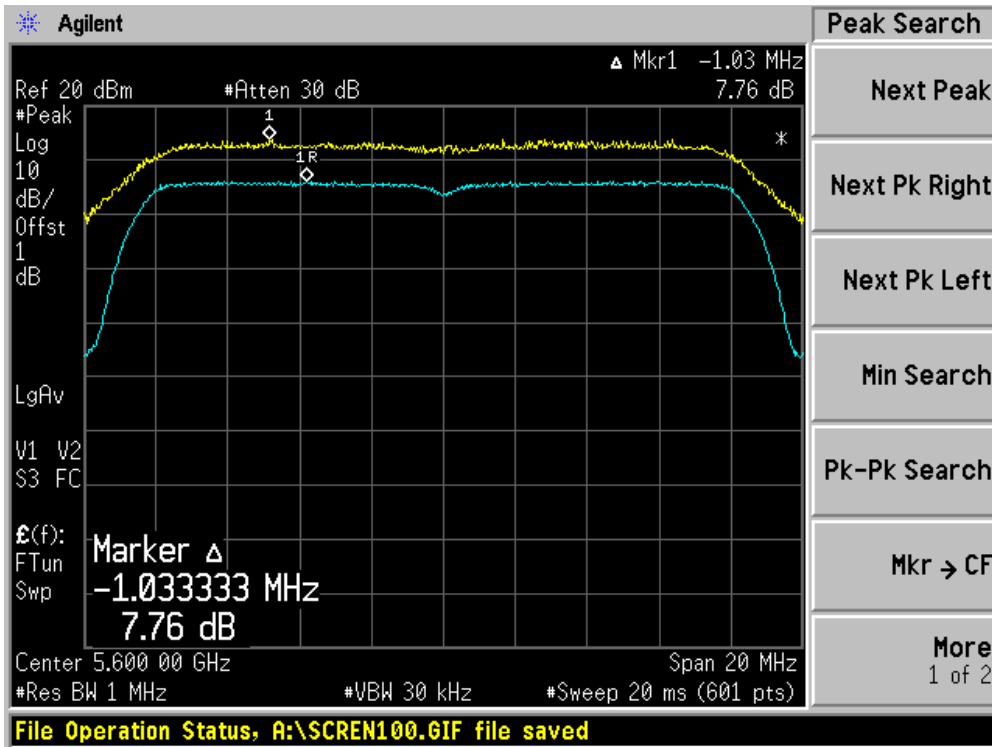
Channel 64 (5320MHz)



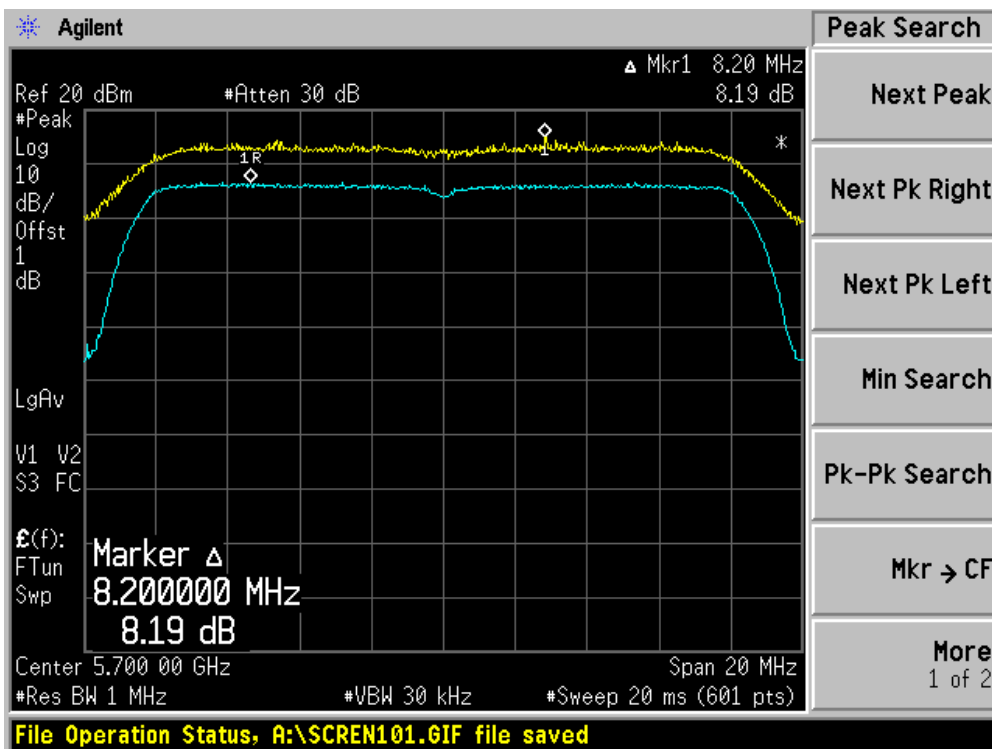
Channel 100 (5500MHz)



Channel 120 (5600MHz)



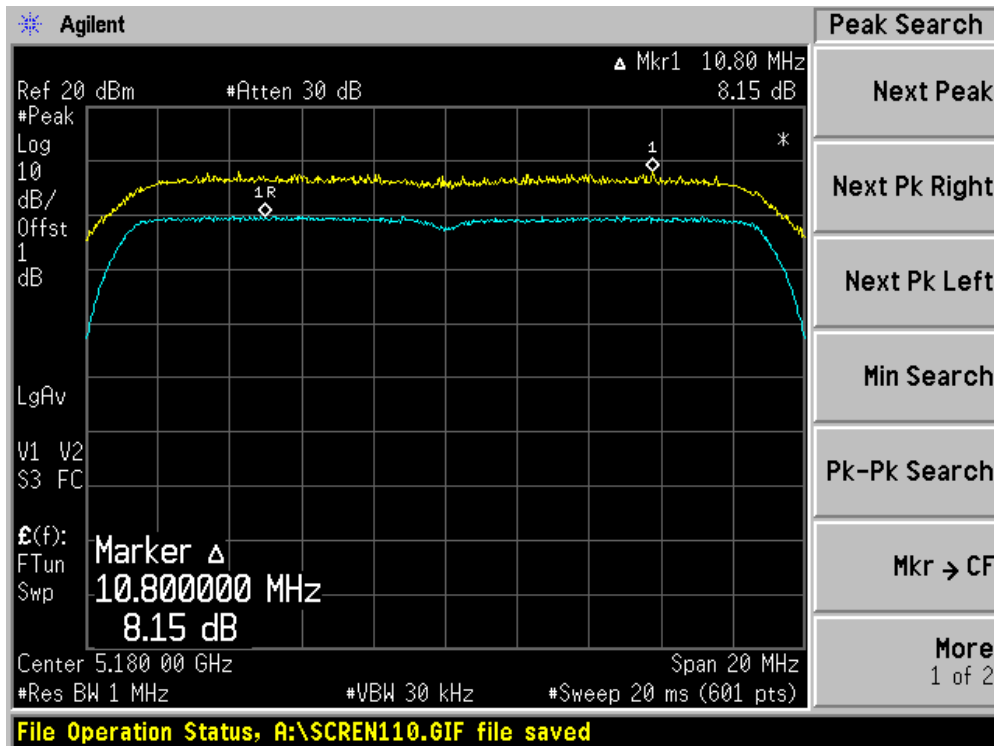
Channel 140 (5700MHz)



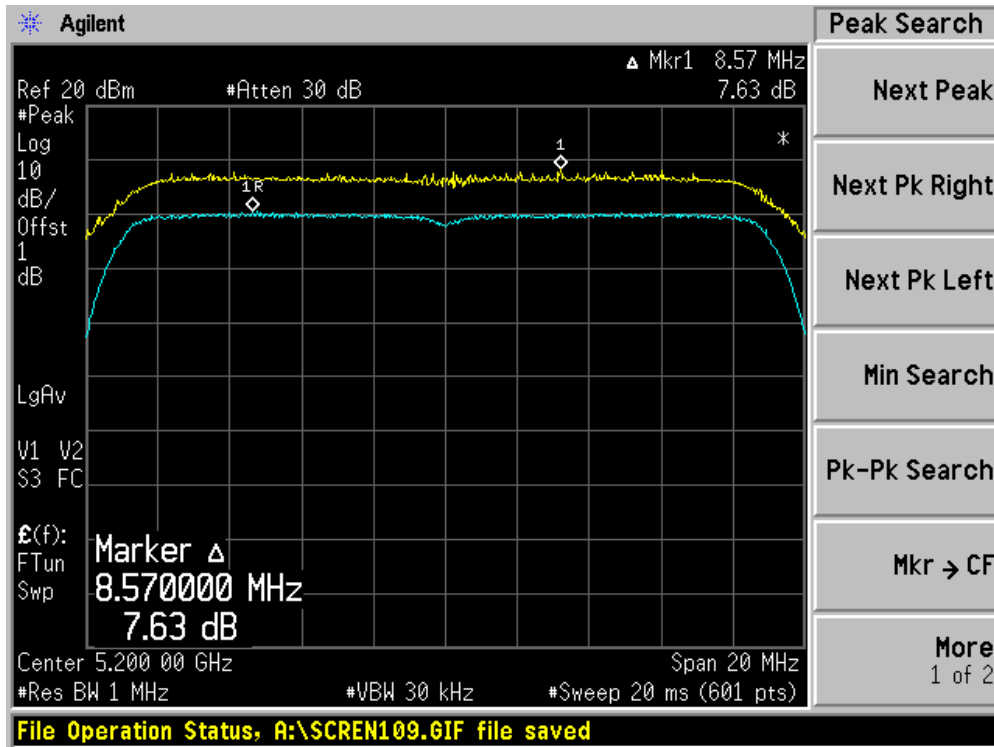
Product	:	WIRELESS-A/N 26DBM NETWORK MINI PCI ADAPTER
Test Item	:	Peak Excursion
Test Site	:	AC-4
Test Mode	:	Mode 2: Transmit by 802.11n (20MHz) (Chain 1X 100)

Channel No.	Frequency (MHz)	Peak Excursion (dB)	Limit (dB)	Result
36	5180	8.15	13	Pass
40	5200	7.63	13	Pass
48	5240	7.52	13	Pass
52	5260	7.54	13	Pass
60	5300	7.94	13	Pass
64	5320	7.82	13	Pass
100	5500	8.32	13	Pass
120	5600	7.98	13	Pass
140	5700	7.81	13	Pass

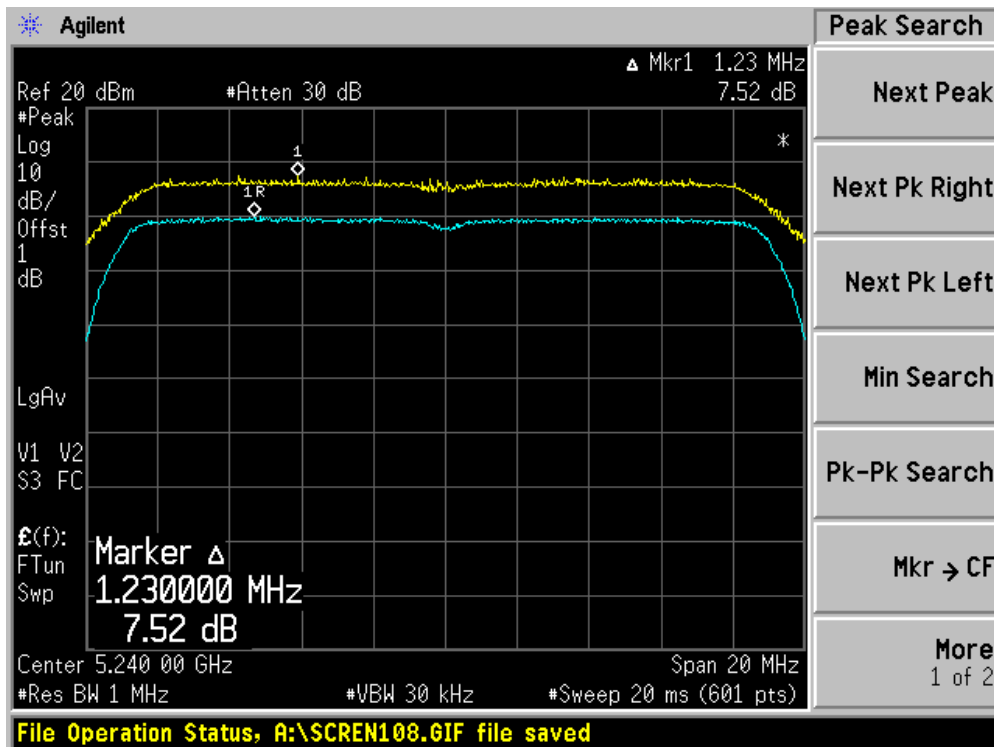
Channel 36 (5180MHz)



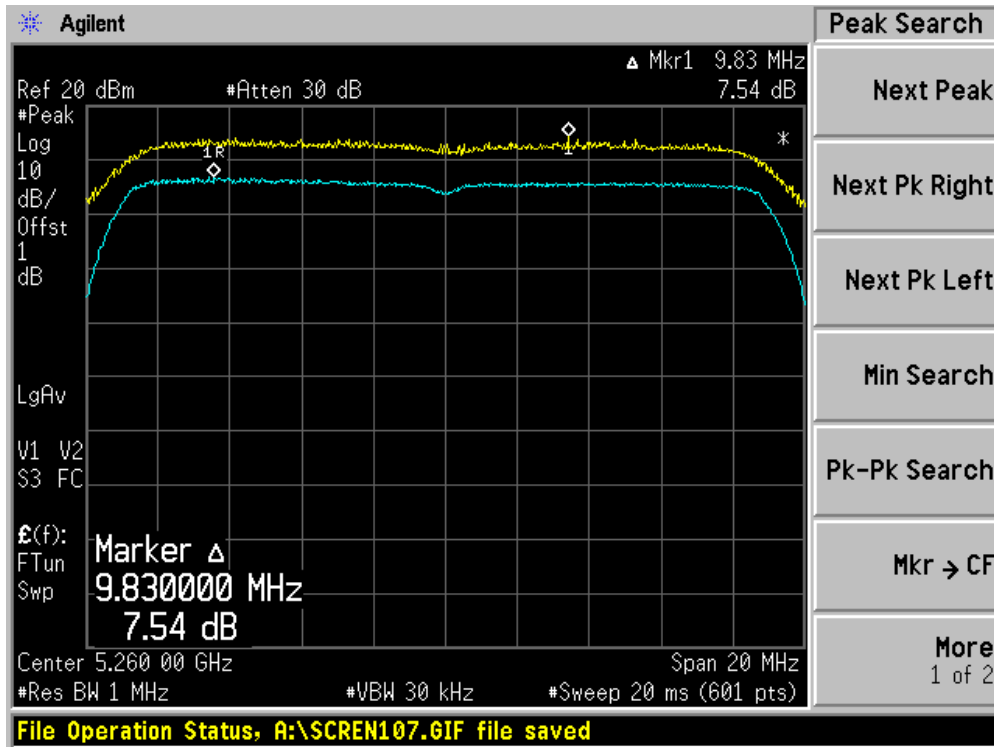
Channel 40 (5200MHz)



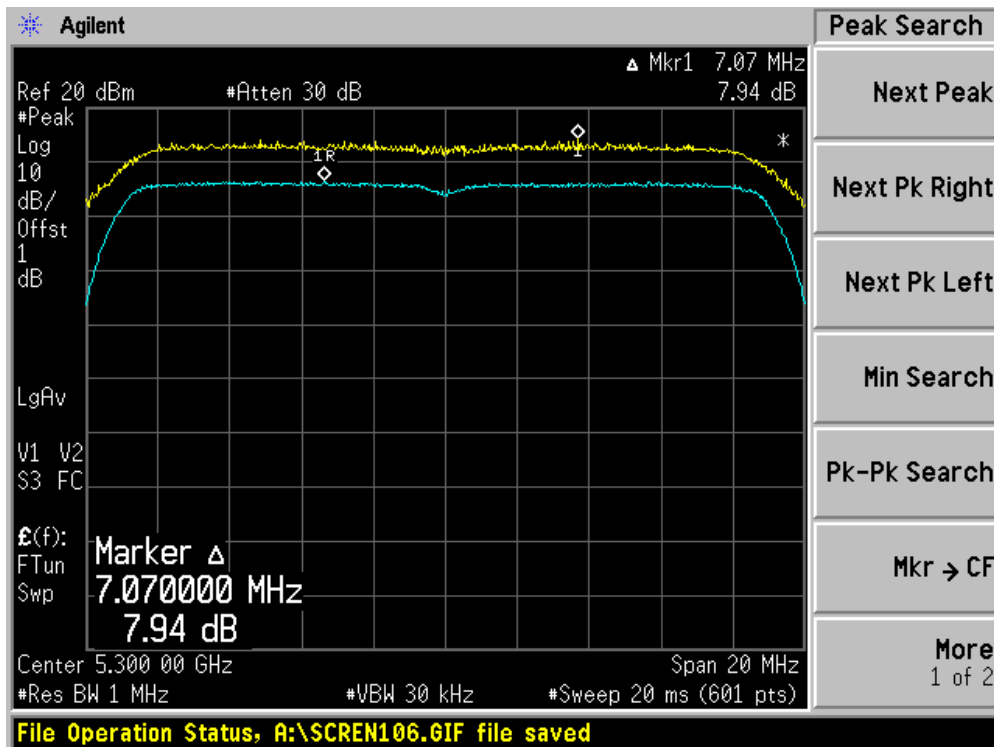
Channel 48 (5240MHz)



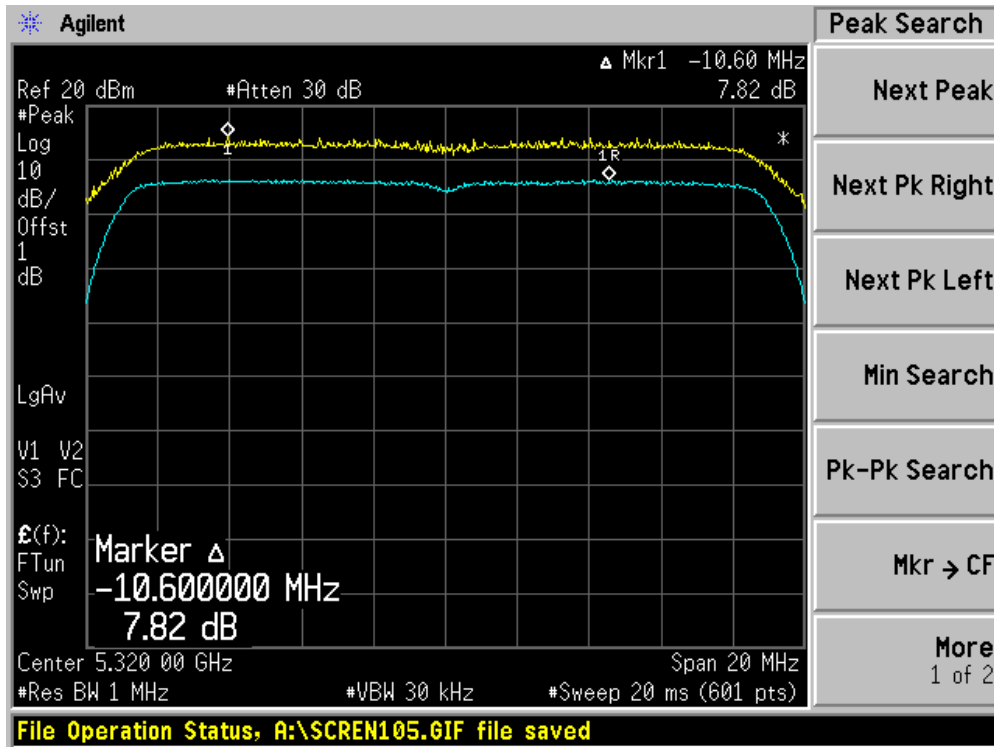
Channel 52 (5260MHz)



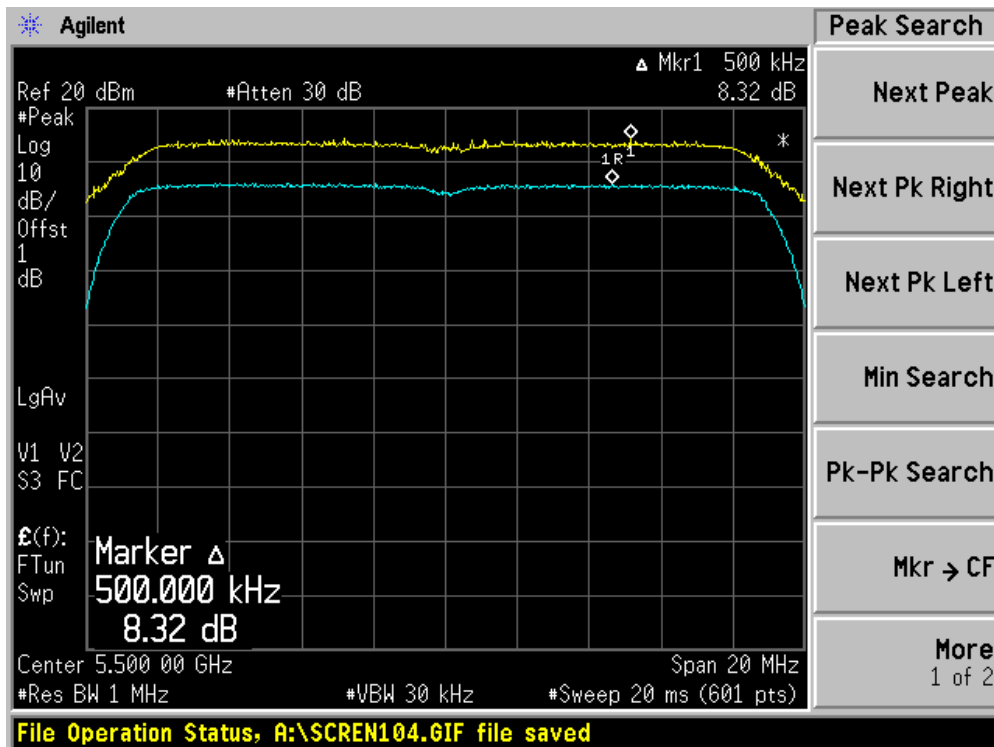
Channel 60 (5300MHz)



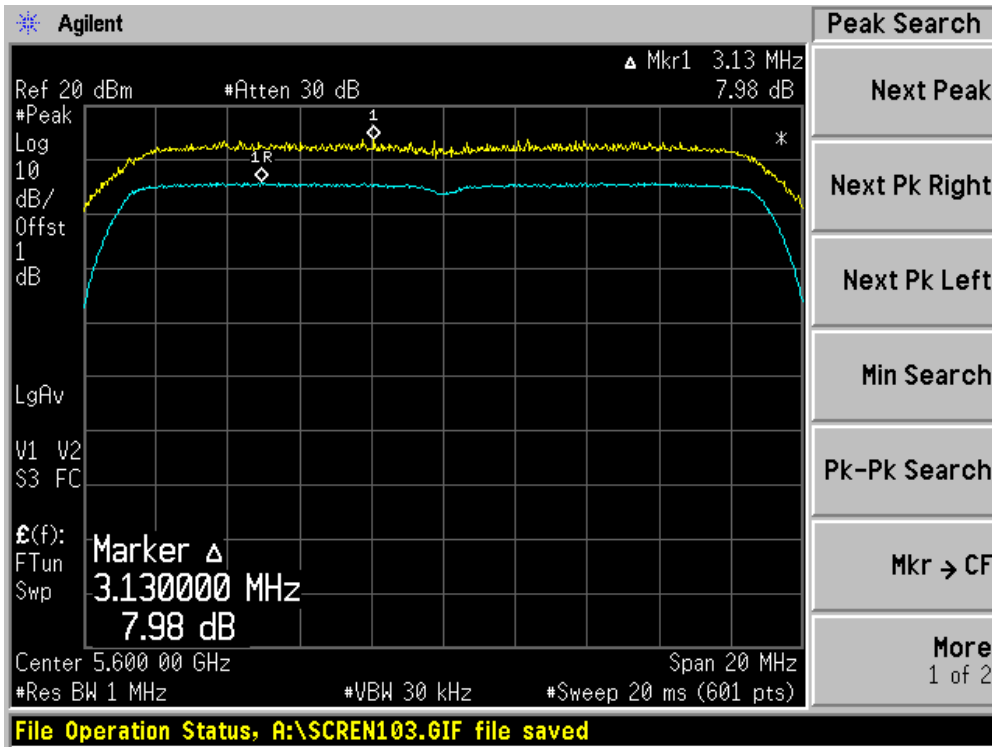
Channel 64 (5320MHz)



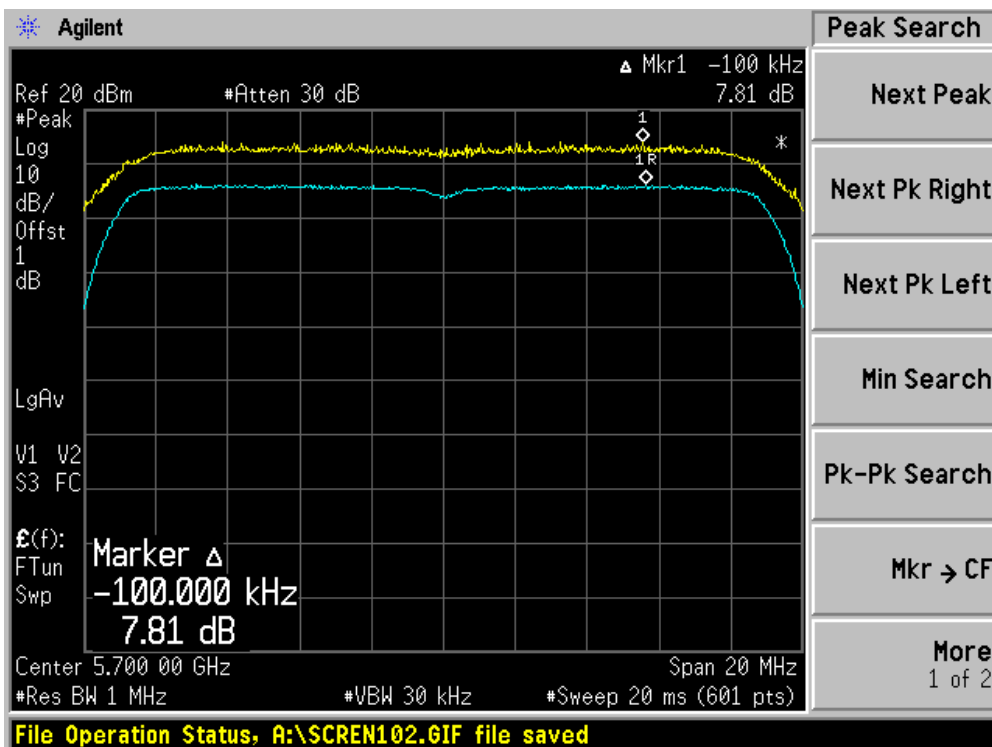
Channel 100 (5500MHz)



Channel 120 (5600MHz)



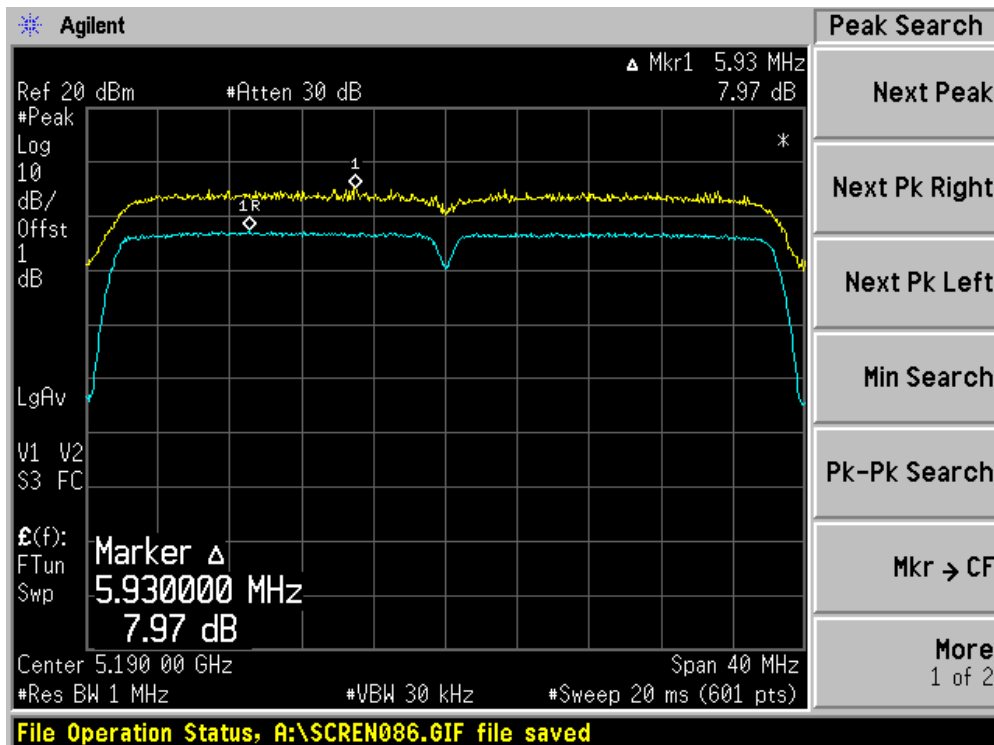
Channel 140 (5700MHz)



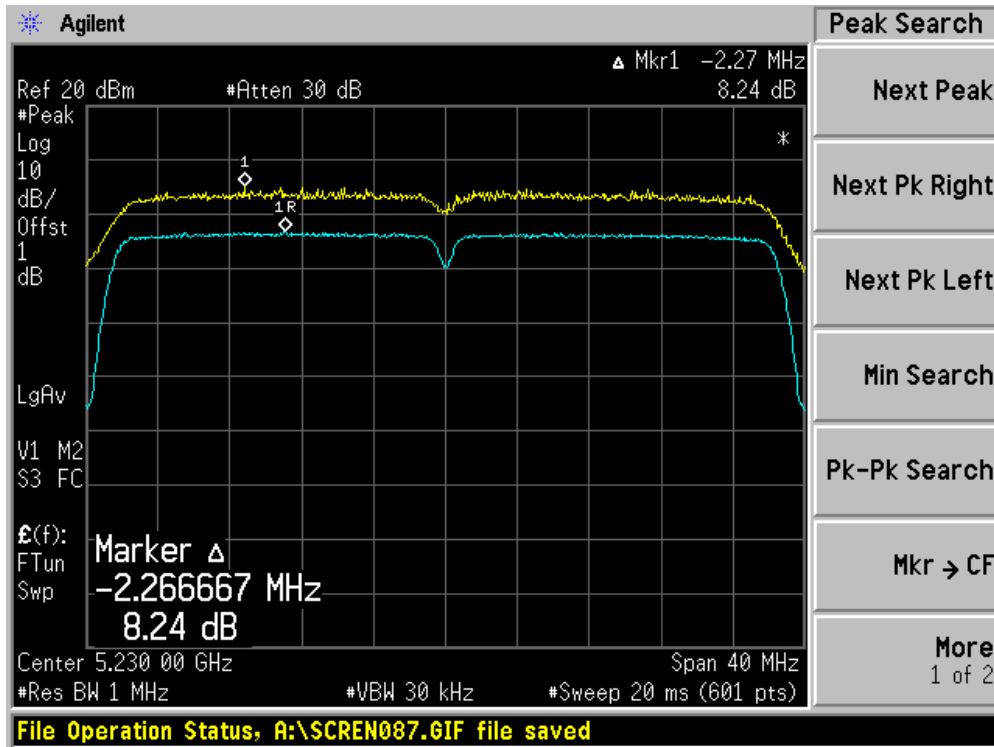
Product	:	WIRELESS-A/N 26DBM NETWORK MINI PCI ADAPTER
Test Item	:	Peak Excursion
Test Site	:	AC-4
Test Mode	:	Mode 3: Transmit by 802.11n (40MHz) (Chain 100)

Channel No.	Frequency (MHz)	Peak Excursion (dB)	Limit (dB)	Result
38	5190	7.97	13	Pass
46	5230	8.24	13	Pass
54	5270	8.34	13	Pass
62	5310	8.28	13	Pass
102	5510	7.46	13	Pass
118	5590	8.20	13	Pass
134	5670	7.69	13	Pass

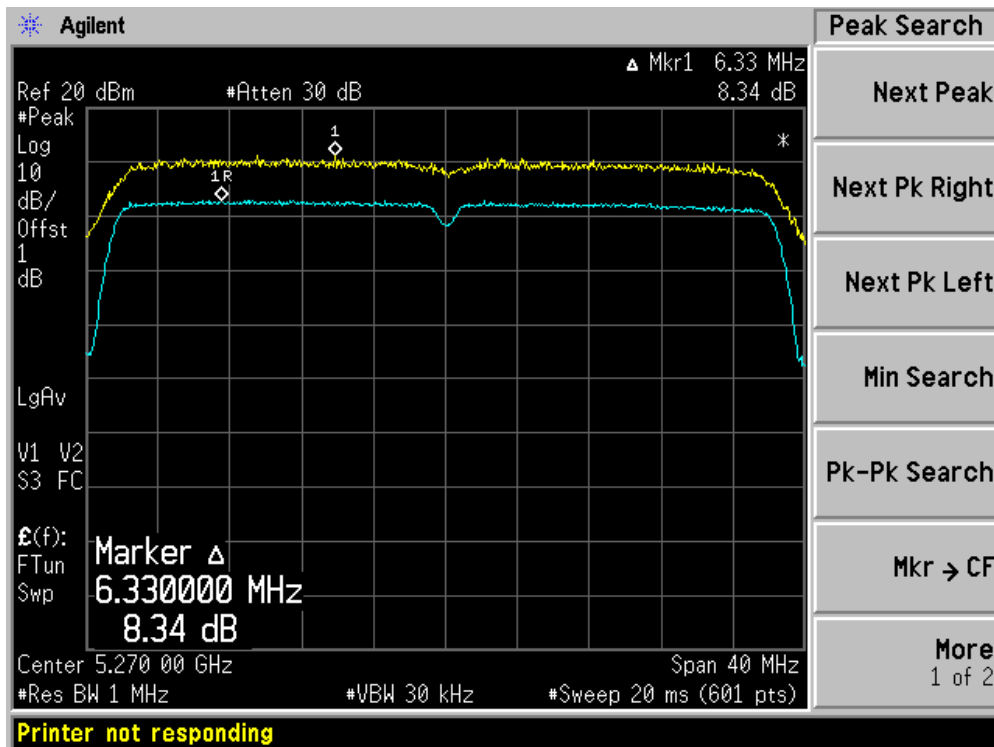
Channel 38 (5190MHz)



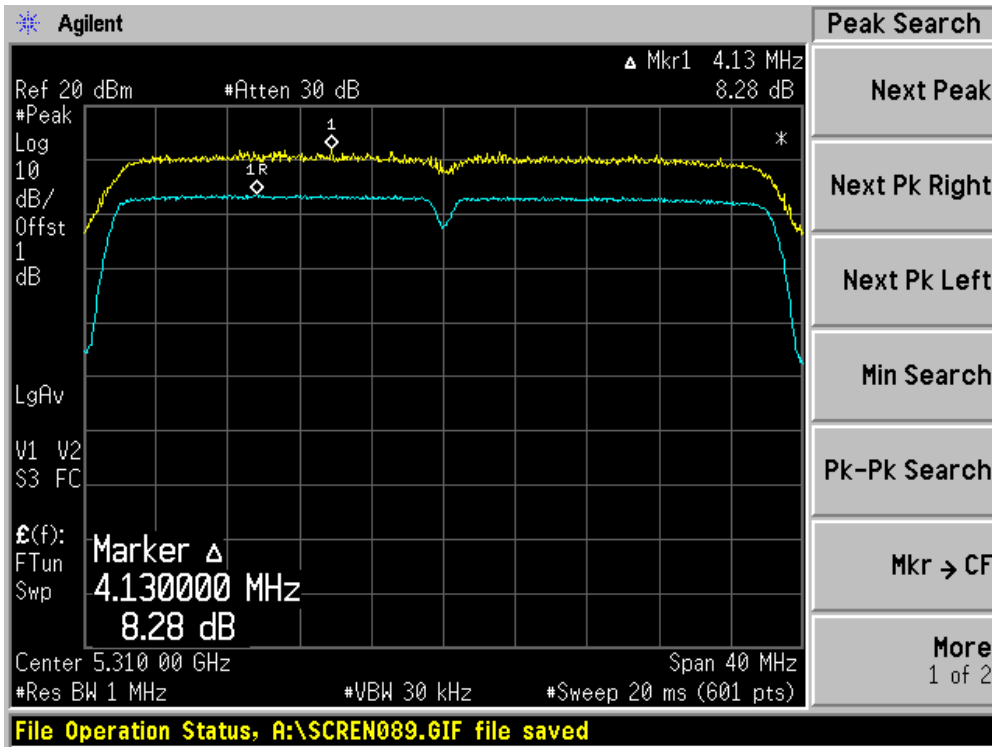
Channel 46 (5230MHz)



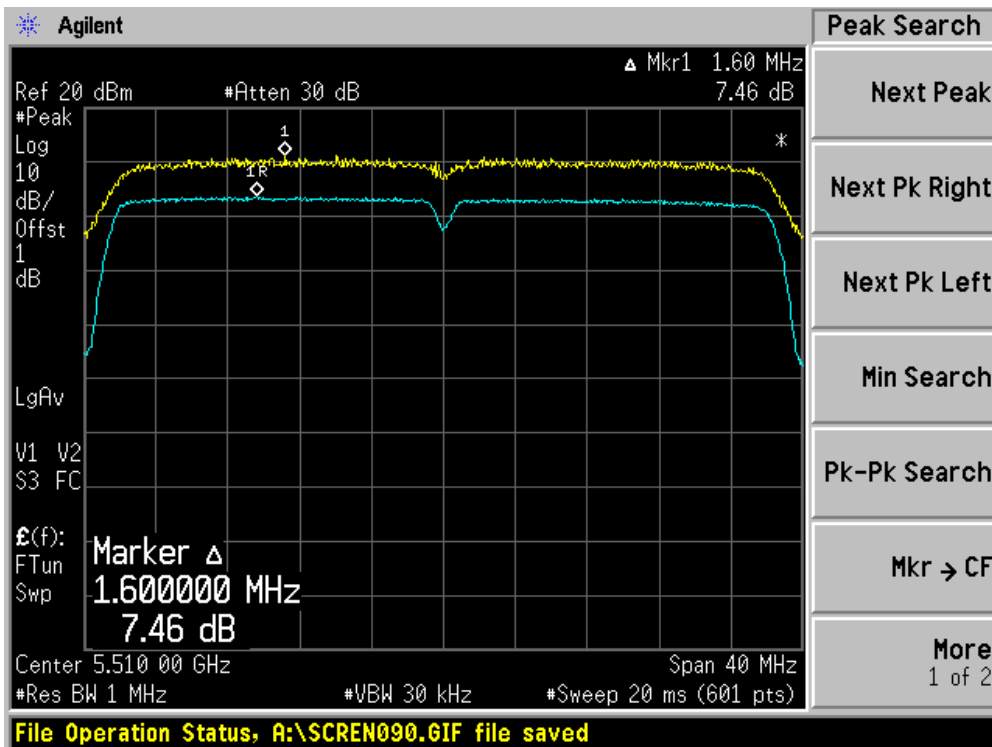
Channel 54 (5270MHz)



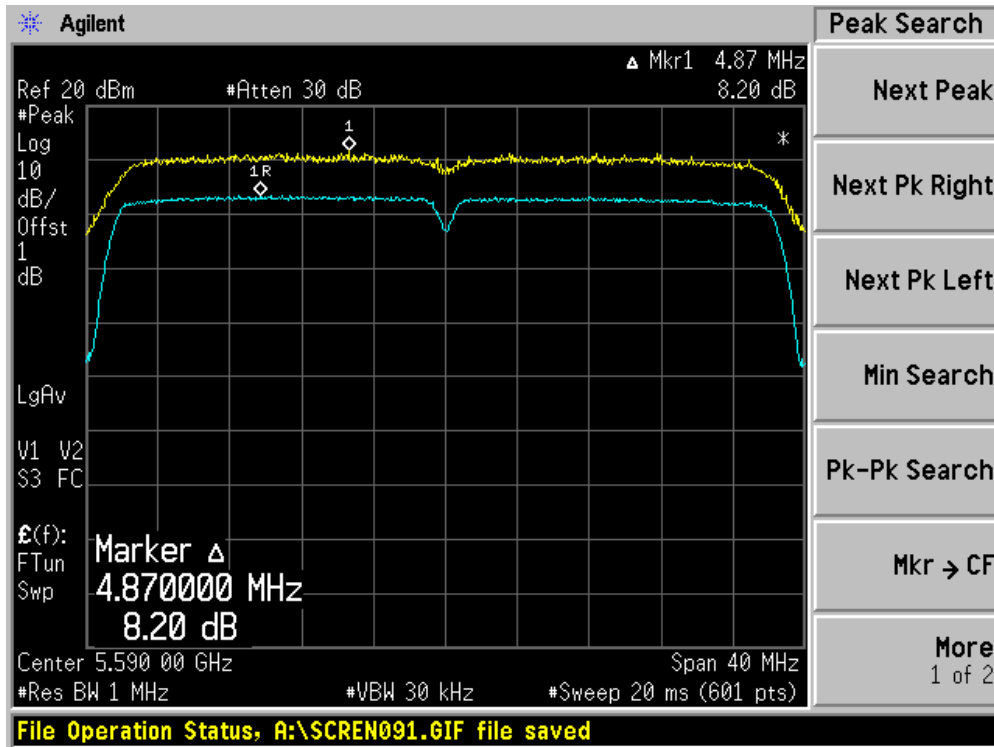
Channel 62 (5310MHz)



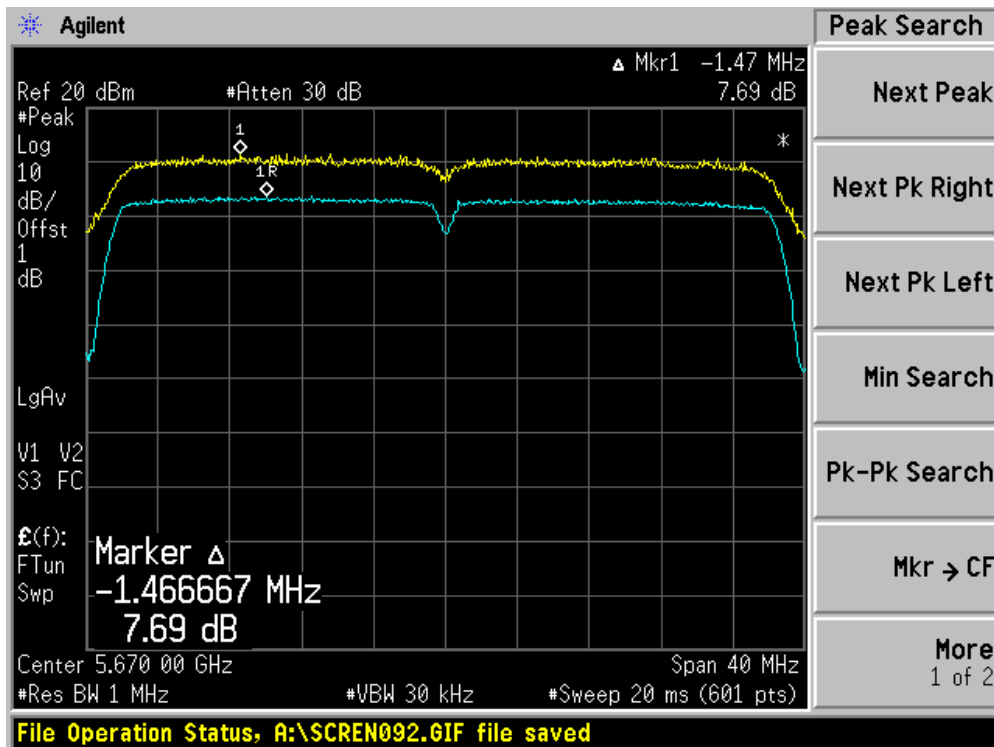
Channel 102 (5510MHz)



Channel 118 (5590MHz)



Channel 134 (5670MHz)



10. Radiated Emission Band Edge

10.1. Test Equipment

Radiated Emission / AC-2

Instrument	Manufacturer	Type No.	Serial No.	Cal. Date
Spectrum Analyzer	Agilent	E4446A	MY45300103	2008/06/11
Broad-Band Horn Antenna	Schwarzbeck	BBHA9120D	496	2008/06/28
Coaxial Cable	Huber+Suhner	AC2-C	04	2008/11/24
Temperature/Humidity Meter	zhicheng	ZC1-2	QT-TH002	2008/03/31

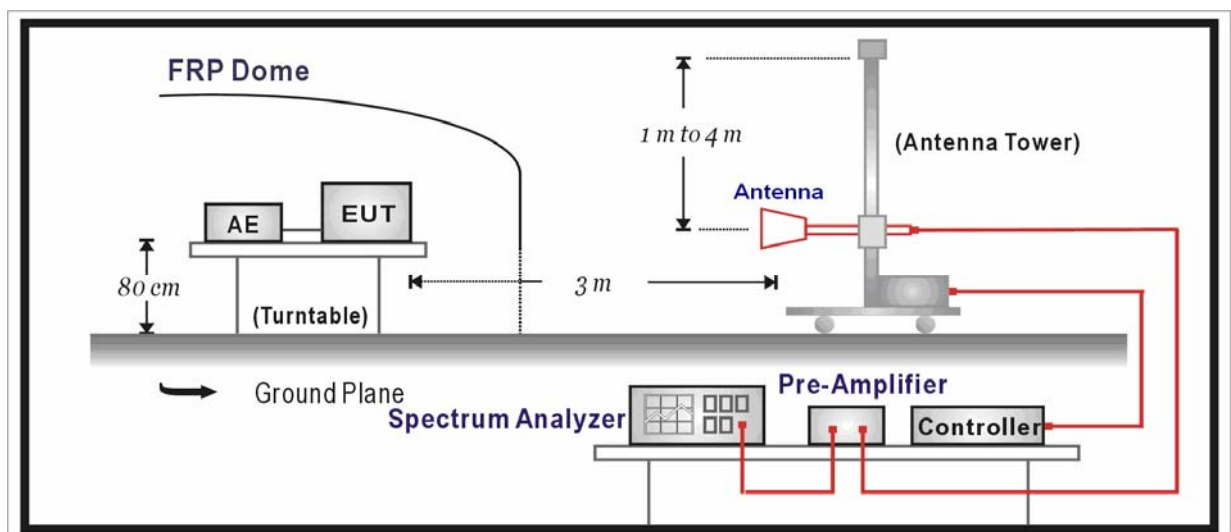
Radiated Emission / AC-3

Instrument	Manufacturer	Type No.	Serial No.	Cal. Date
Spectrum Analyzer	Agilent	E4446A	MY45300103	2008/06/11
Broad-Band Horn Antenna	Schwarzbeck	BBHA9120D	496	2008/06/28
Coaxial Cable	Huber+Suhner	AC3-C	05	2008/11/24
Temperature/Humidity Meter	zhicheng	ZC1-2	QT-TH003	2008/03/31

Note 1: All equipments are calibrated with traceable calibrations. Each calibration is traceable to the national or international standards.

Note 2: The test instruments marked with "X" are used to measure the final test results.

10.2. Test Setup



10.3. Limit

For 15.205 requirement:

Radiated emissions which fall in the restricted bands, as defined in Section 15.205(a) of FCC part 15, must also comply with the radiated emission limits specified in Section 15.209(a).

MHz	MHz	MHz	GHz
0.090 - 0.110	16.42 - 16.423	399.9 - 410	4.5 - 5.15
¹ 0.495 - 0.505	16.69475 - 16.69525	608 - 614	5.35 - 5.46
2.1735 - 2.1905	16.80425 - 16.80475	960 - 1240	7.25 - 7.75
4.125 - 4.128	25.5 - 25.67	1300 - 1427	8.025 - 8.5
4.17725 - 4.17775	37.5 - 38.25	1435 - 1626.5	9.0 - 9.2
4.20725 - 4.20775	73 - 74.6	1645.5 - 1646.5	9.3 - 9.5
6.215 - 6.218	74.8 - 75.2	1660 - 1710	10.6 - 12.7
6.26775 - 6.26825	108 - 121.94	1718.8 - 1722.2	13.25 - 13.4
6.31175 - 6.31225	123 - 138	2200 - 2300	14.47 - 14.5
8.291 - 8.294	149.9 - 150.05	2310 - 2390	15.35 - 16.2
8.362 - 8.366	156.52475 - 156.52525	2483.5 - 2500	17.7 - 21.4
8.37625 - 8.38675	156.7 - 156.9	2690 - 2900	22.01 - 23.12
8.41425 - 8.41475	162.0125 - 167.17	3260 - 3267	23.6 - 24.0
12.29 - 12.293	167.72 - 173.2	3332 - 3339	31.2 - 31.8
12.51975 - 12.52025	240 - 285	3345.8 - 3358	36.43 - 36.5
12.57675 - 12.57725	322 - 335.4	3600 - 4400	(²)

For 15.407(b) requirement:

- For transmitters operating in the 5.15-5.25 GHz band: all emissions outside of the 5.15-5.35 GHz band shall not exceed an EIRP of -27dBm/MHz.
- For transmitters operating in the 5.25-5.35 GHz band: all emissions outside of the 5.15-5.35 GHz band shall not exceed an EIRP of -27dBm/MHz. Devices operating in the 5.25-5.35 GHz band that generate emissions in the 5.15-5.25 GHz band must meet all applicable technical requirements for operation in the 5.15-5.25 GHz band (including indoor use) or alternatively meet an out-of-band emission EIRP limit of -27dBm/MHz in the 5.15-5.25 GHz band.
- For transmitters operating in the 5.47-5.725 GHz band: all emission outside of the 5.47-5.725 GHz band shall not exceed an EIRP of -27dBm/MHz.
- For transmitters operating in the 5.725-5.825 GHz band: all emission within the frequency range from the band edge to 10 MHz above or below the band edge shall not exceed an EIRP of -17dBm/MHz; for frequencies 10 MHz or greater above or below the band edge, emissions shall not exceed an EIRP of -27dBm/MHz.

Operating Frequency Band (MHz)	EIRP Limit (dBm/MHz)	Equivalent Field Strength at 3m (dBuV/m)
5150 - 5250	-27	68.3
5250 - 5350	-27	68.3
5470 - 5725	-27	68.3
5725 - 5825	-27 [Note(1)]	68.3
	-17 [Note(2)]	78.3
<p>Note (1): Outside the frequency range 5715 - 5835MHz.</p> <p>Note (2): Within the frequency range from the band edge to 10MHz below or above the band edge, 5715 – 5725MHz and 5825 - 5835MHz.</p>		

10.4. Test Procedure

The EUT was tested according to FCC Public Notice DA 02-2138, August 30, 2002 for compliance to FCC 47CFR 15.407 requirements.

The EUT is placed on a turn table which is 0.8 meter above ground. The turn table is rotated 360 degrees to determine the position of the maximum emission level. The EUT was positioned such that the distance from antenna to the EUT was 3 meters.

The antenna is scanned from 1 meter to 4 meters to find out the maximum emission level. This is repeated for both horizontal and vertical polarization of the antenna. In order to find the maximum emission, all of the interface cables were manipulated according to ANSI C63.4:2003 on radiated measurement.

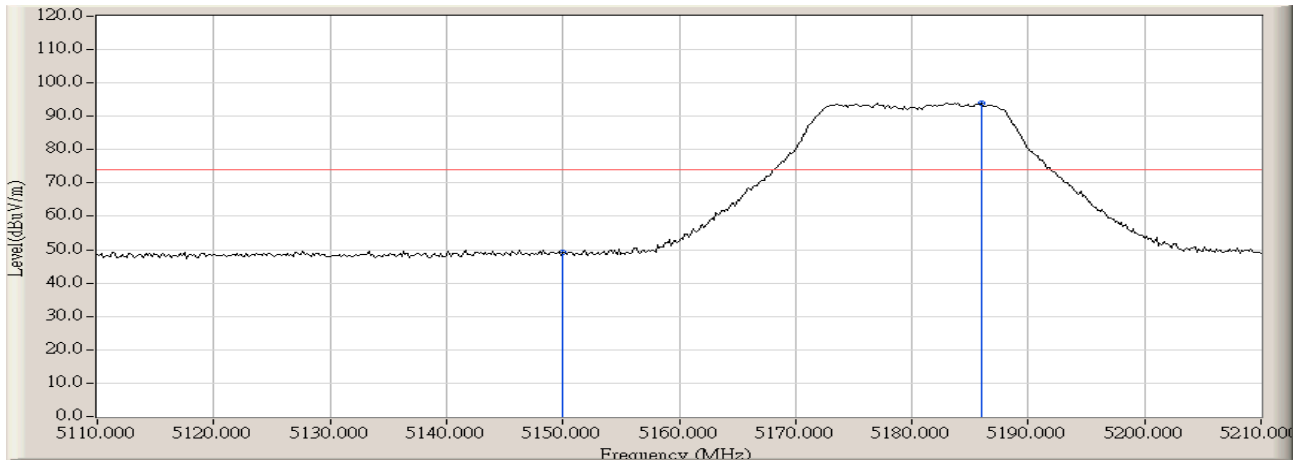
Note: When doing emission measurement above 1GHz, the horn antenna will be bended down a little (as horn antenna has the narrow beamwidth) in order to keeping the antenna in the “cone of radiation” of EUT. The 3dB beamwidth is 60 degrees for H-plane and 90 degrees for E-plane.

10.5. Uncertainty

The measurement uncertainty above 1GHz is defined as ± 3.9 dB

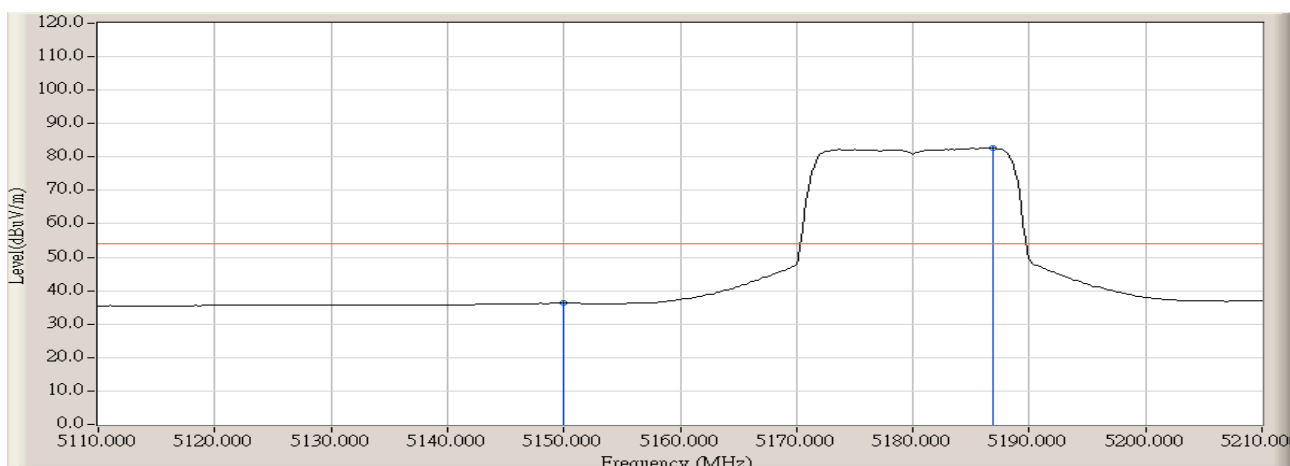
10.6. Test Result

Engineer : Jame	
Site : AC-2 (3m Semi-Anechoic Chamber)	Time : 2008/11/04 - 10:25
Limit : FCC_SpartC_15.209_03M_PK	Margin : 0
EUT : Wireless-A/N 26dBm Network Mini PCI Adapter	Probe : BBHA9120D_496(1-18GHz) - HORIZONTAL
Power : AC 120V/60Hz	Note : Mode 1: Transmit by 802.11a at channel 5180MHz



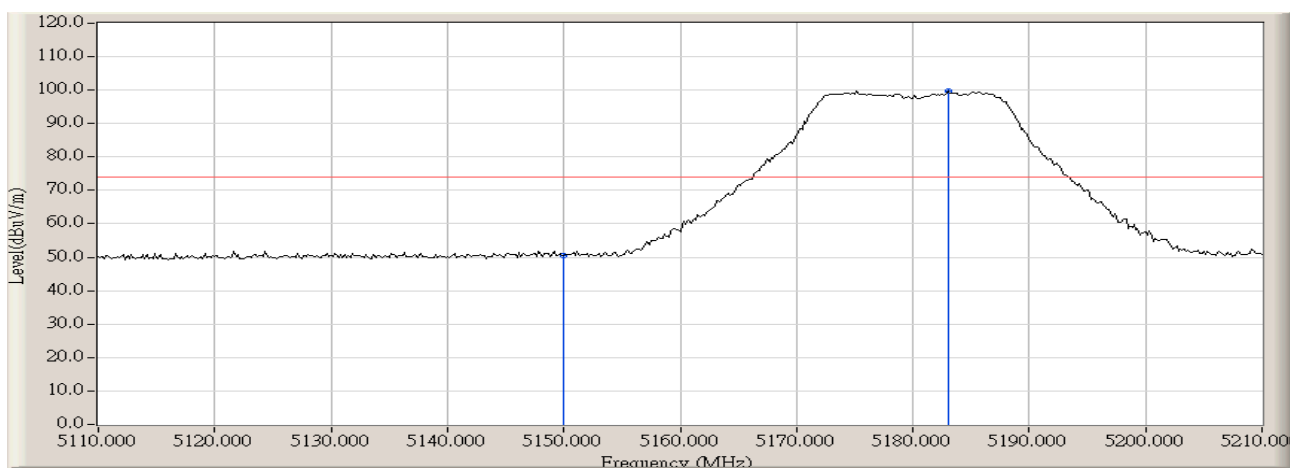
		Frequency (MHz)	Correct Factor (dB)	Reading Level (dBuV)	Measure Level (dBuV/m)	Margin (dB)	Limit (dBuV/m)	Detector Type
1		5150.000	3.979	45.322	49.300	-24.670	73.970	PEAK
2	*	5186.000	4.128	89.859	93.988	N/A	N/A	PEAK

Engineer : Jame	
Site : AC-2 (3m Semi-Anechoic Chamber)	Time : 2008/11/04 - 10:26
Limit : FCC_SpartC_15.209_03M_AV	Margin : 0
EUT : Wireless-A/N 26dBm Network Mini PCI Adapter	Probe : BBHA9120D_496(1-18GHz) - HORIZONTAL
Power : AC 120V/60Hz	Note : Mode 1: Transmit by 802.11a at channel 5180MHz



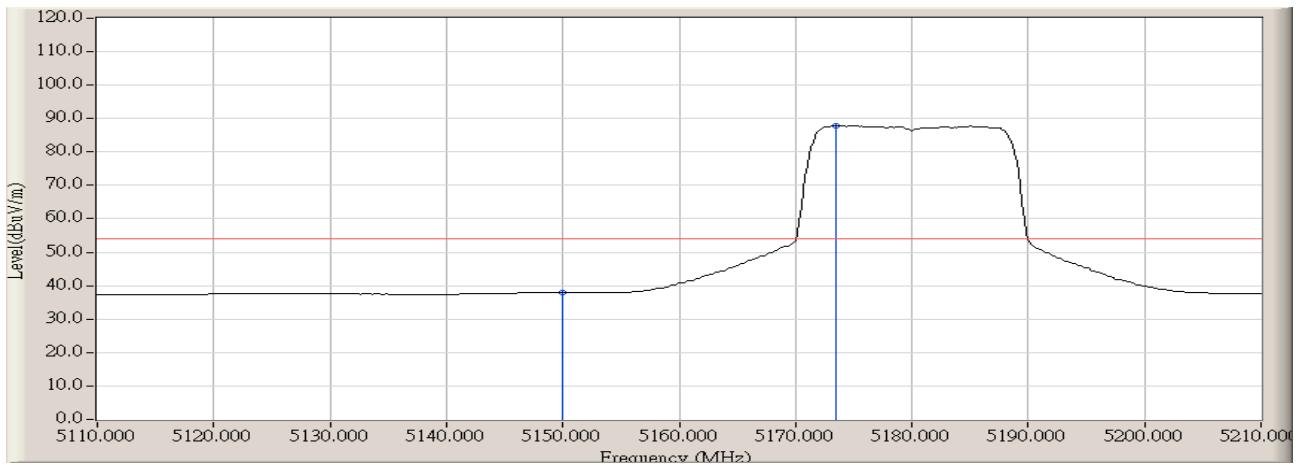
		Frequency (MHz)	Correct Factor (dB)	Reading Level (dBuV)	Measure Level (dBuV/m)	Margin (dB)	Limit (dBuV/m)	Detector Type
1		5150.000	3.979	32.235	36.213	-17.757	53.970	AVERAGE
2	*	5186.833	4.133	78.492	82.625	N/A	N/A	AVERAGE

Engineer : Jame	
Site : AC-2 (3m Semi-Anechoic Chamber)	Time : 2008/11/04 - 10:29
Limit : FCC_SpartC_15.209_03M_PK	Margin : 0
EUT : Wireless-A/N 26dBm Network Mini PCI Adapter	Probe : BBHA9120D_496(1-18GHz) - VERTICAL
Power : AC 120V/60Hz	Note : Mode 1: Transmit by 802.11a at channel 5180MHz



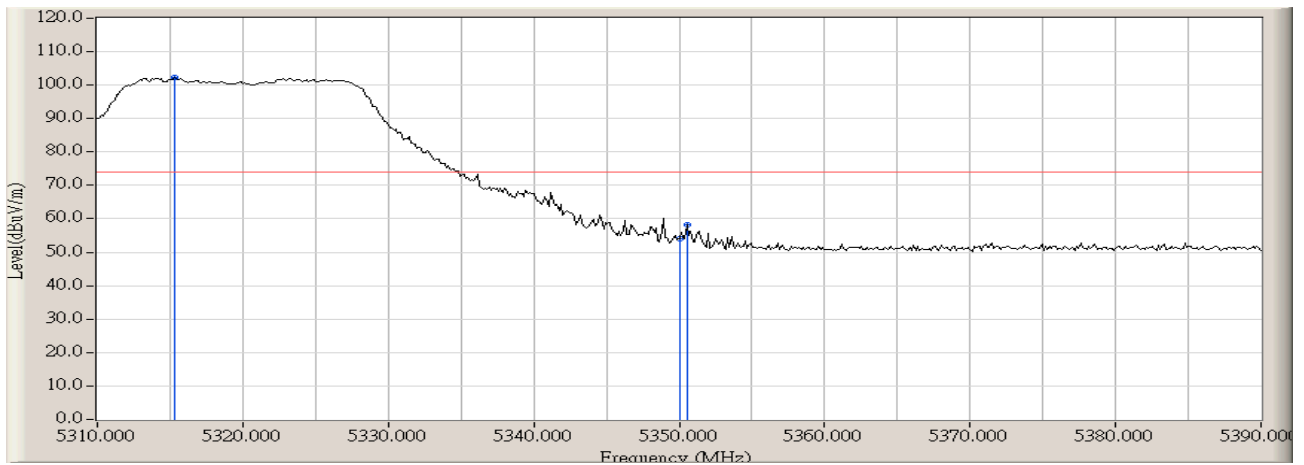
		Frequency (MHz)	Correct Factor (dB)	Reading Level (dBuV)	Measure Level (dBuV/m)	Margin (dB)	Limit (dBuV/m)	Detector Type
1		5150.000	3.979	46.559	50.537	-23.433	73.970	PEAK
2	*	5183.000	4.115	95.545	99.660	N/A	N/A	PEAK

Engineer : Jame	
Site : AC-2 (3m Semi-Anechoic Chamber)	Time : 2008/11/04 - 10:30
Limit : FCC_SpartC_15.209_03M_AV	Margin : 0
EUT : Wireless-A/N 26dBm Network Mini PCI Adapter	Probe : BBHA9120D_496(1-18GHz) - VERTICAL
Power : AC 120V/60Hz	Note : Mode 1: Transmit by 802.11a at channel 5180MHz



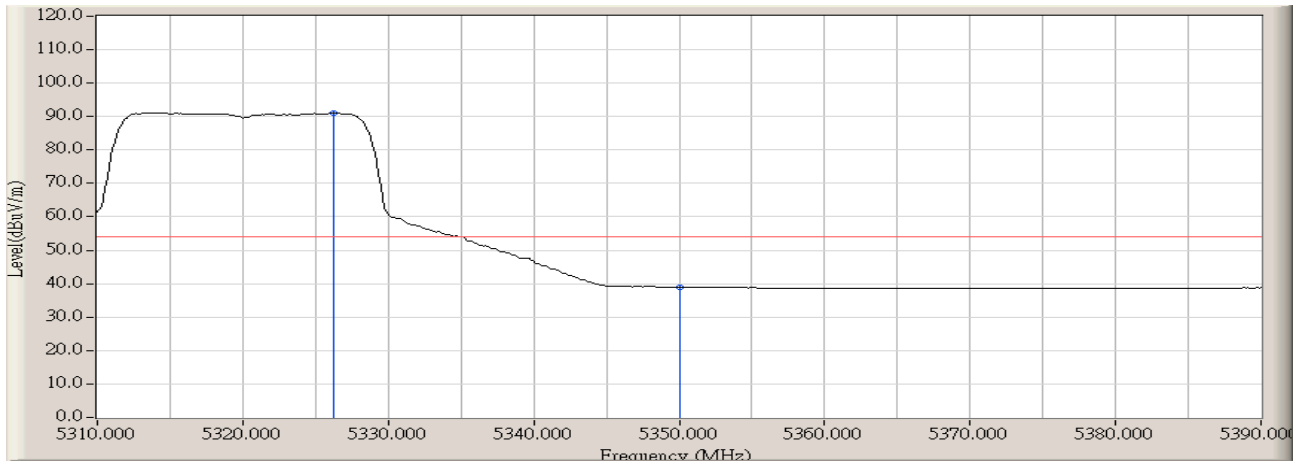
		Frequency (MHz)	Correct Factor (dB)	Reading Level (dBuV)	Measure Level (dBuV/m)	Margin (dB)	Limit (dBuV/m)	Detector Type
1		5150.000	3.979	33.864	37.842	-16.128	53.970	AVERAGE
2	*	5173.500	4.075	83.737	87.812	N/A	N/A	AVERAGE

Engineer : Jame	
Site : AC-2 (3m Semi-Anechoic Chamber)	Time : 2008/11/04 - 10:35
Limit : FCC_SpartC_15.209_03M_PK	Margin : 0
EUT : Wireless-A/N 26dBm Network Mini PCI Adapter	Probe : BBHA9120D_496(1-18GHz) - HORIZONTAL
Power : AC 120V/60Hz	Note : Mode 1: Transmit by 802.11a at channel 5320MHz



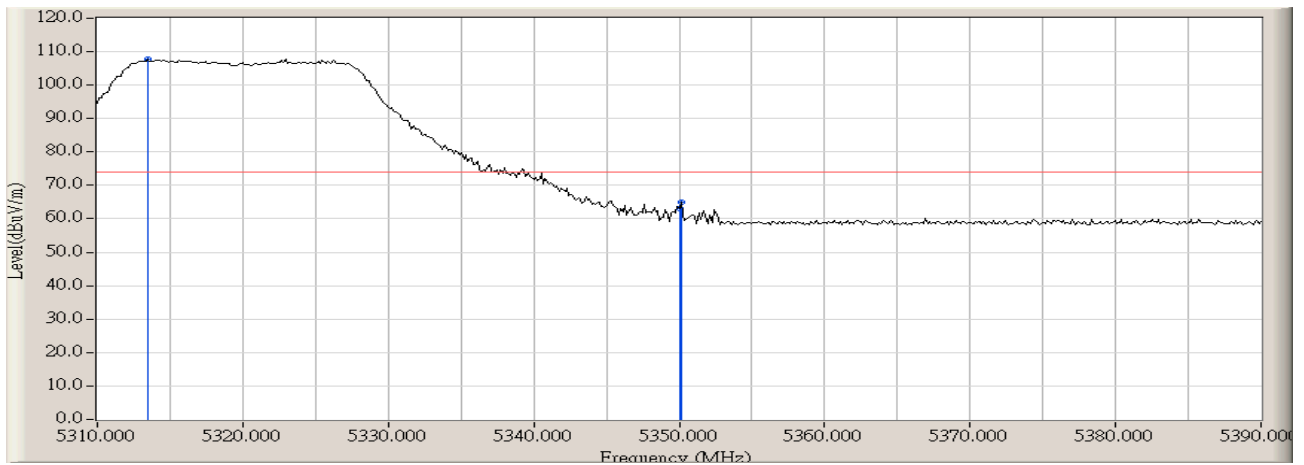
		Frequency (MHz)	Correct Factor (dB)	Reading Level (dBuV)	Measure Level (dBuV/m)	Margin (dB)	Limit (dBuV/m)	Detector Type
1	*	5315.333	4.361	97.950	102.312	N/A	N/A	PEAK
2		5350.000	4.455	49.446	53.900	-20.070	73.970	PEAK
3		5350.533	4.456	53.819	58.275	-15.695	73.970	PEAK

Engineer : Jame	
Site : AC-2 (3m Semi-Anechoic Chamber)	Time : 2008/11/04 - 10:35
Limit : FCC_SpartC_15.209_03M_AV	Margin : 0
EUT : Wireless-A/N 26dBm Network Mini PCI Adapter	Probe : BBHA9120D_496(1-18GHz) - HORIZONTAL
Power : AC 120V/60Hz	Note : Mode 1: Transmit by 802.11a at channel 5320MHz



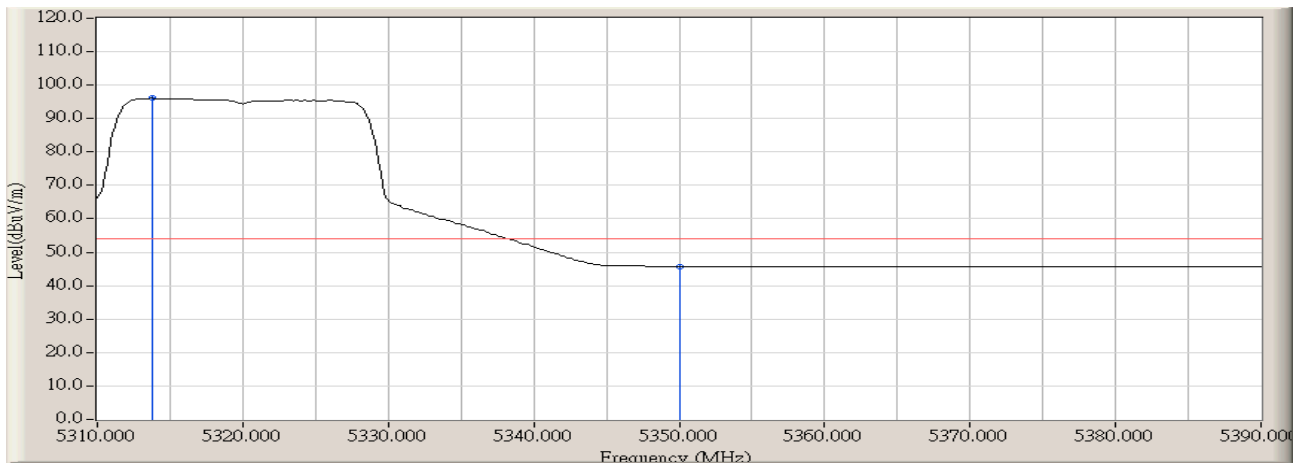
		Frequency (MHz)	Correct Factor (dB)	Reading Level (dBuV)	Measure Level (dBuV/m)	Margin (dB)	Limit (dBuV/m)	Detector Type
1	*	5326.267	4.390	86.693	91.082	N/A	N/A	AVERAGE
2		5350.000	4.455	34.526	38.980	-14.990	53.970	AVERAGE

Engineer : Jame	
Site : AC-2 (3m Semi-Anechoic Chamber)	Time : 2008/11/04 - 10:39
Limit : FCC_SpartC_15.209_03M_PK	Margin : 0
EUT : Wireless-A/N 26dBm Network Mini PCI Adapter	Probe : BBHA9120D_496(1-18GHz) - VERTICAL
Power : AC 120V/60Hz	Note : Mode 1: Transmit by 802.11a at channel 5320MHz



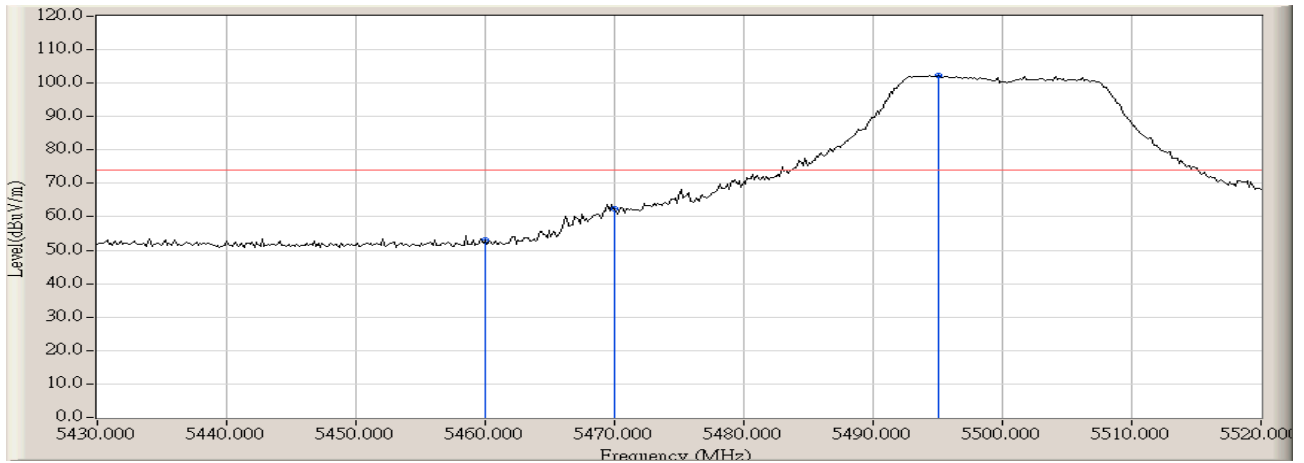
		Frequency (MHz)	Correct Factor (dB)	Reading Level (dBuV)	Measure Level (dBuV/m)	Margin (dB)	Limit (dBuV/m)	Detector Type
1	*	5313.467	4.357	103.574	107.931	N/A	N/A	PEAK
2		5350.000	4.455	58.659	63.113	-10.857	73.970	PEAK
3		5350.133	4.454	60.667	65.122	-8.848	73.970	PEAK

Engineer : Jame	
Site : AC-2 (3m Semi-Anechoic Chamber)	Time : 2008/11/04 - 10:40
Limit : FCC_SpartC_15.209_03M_AV	Margin : 0
EUT : Wireless-A/N 26dBm Network Mini PCI Adapter	Probe : BBHA9120D_496(1-18GHz) - VERTICAL
Power : AC 120V/60Hz	Note : Mode 1: Transmit by 802.11a at channel 5320MHz



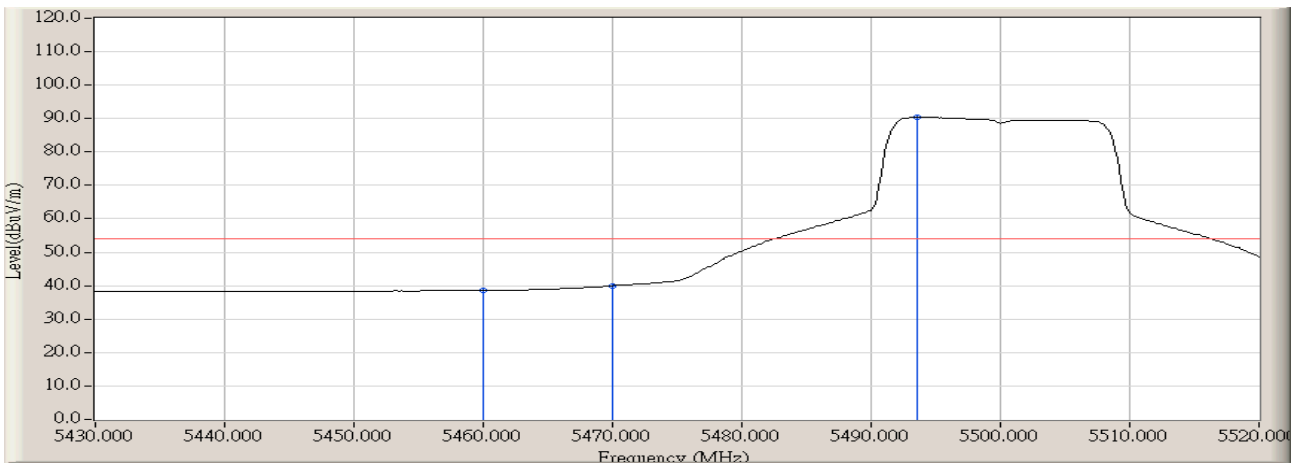
		Frequency (MHz)	Correct Factor (dB)	Reading Level (dBuV)	Measure Level (dBuV/m)	Margin (dB)	Limit (dBuV/m)	Detector Type
1	*	5313.733	4.357	91.700	96.057	N/A	N/A	AVERAGE
2		5350.000	4.455	41.240	45.694	-8.276	53.970	AVERAGE

Engineer : Jame	
Site : AC-2 (3m Semi-Anechoic Chamber)	Time : 2008/11/04 - 10:46
Limit : FCC_SpartC_15.209_03M_PK	Margin : 0
EUT : Wireless-A/N 26dBm Network Mini PCI Adapter	Probe : BBHA9120D_496(1-18GHz) - HORIZONTAL
Power : AC 120V/60Hz	Note : Mode 1: Transmit by 802.11a at channel 5500MHz



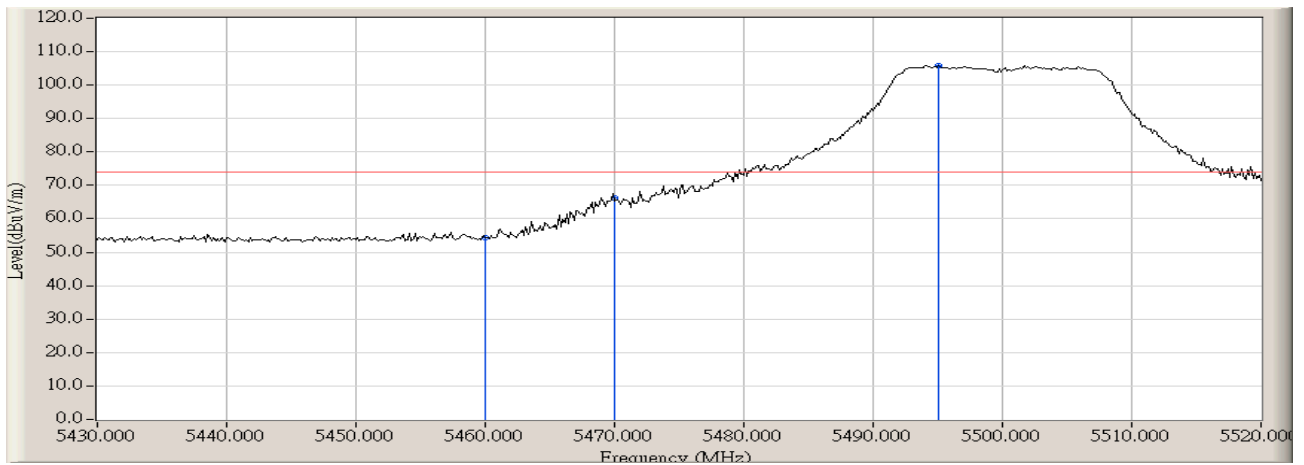
		Frequency (MHz)	Correct Factor (dB)	Reading Level (dBuV)	Measure Level (dBuV/m)	Margin (dB)	Limit (dBuV/m)	Detector Type
1		5460.000	4.845	48.197	53.042	-20.928	73.970	PEAK
2		5470.000	4.905	57.471	62.375	-25.925	88.300	PEAK
3	*	5495.100	5.038	97.404	102.443	N/A	N/A	PEAK

Engineer : Jame	
Site : AC-2 (3m Semi-Anechoic Chamber)	Time : 2008/11/04 - 10:47
Limit : FCC_SpartC_15.209_03M_AV	Margin : 0
EUT : Wireless-A/N 26dBm Network Mini PCI Adapter	Probe : BBHA9120D_496(1-18GHz) - HORIZONTAL
Power : AC 120V/60Hz	Note : Mode 1: Transmit by 802.11a at channel 5500MHz



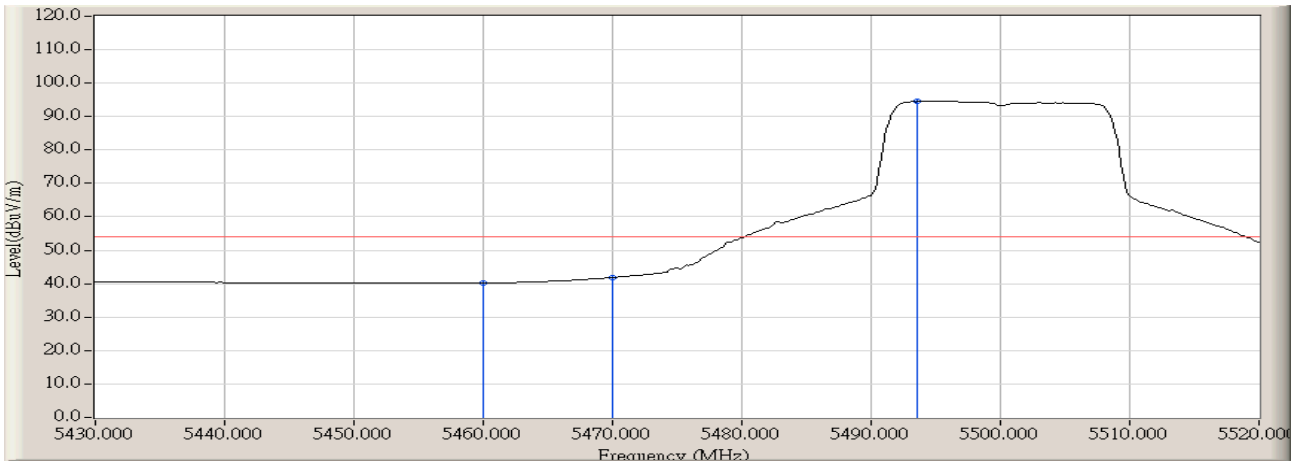
		Frequency (MHz)	Correct Factor (dB)	Reading Level (dBuV)	Measure Level (dBuV/m)	Margin (dB)	Limit (dBuV/m)	Detector Type
1		5460.000	4.845	33.698	38.543	-15.427	53.970	AVERAGE
2		5470.000	4.905	35.070	39.974	-28.326	68.300	AVERAGE
3	*	5493.600	5.033	85.309	90.342	N/A	N/A	AVERAGE

Engineer : Jame	
Site : AC-2 (3m Semi-Anechoic Chamber)	Time : 2008/11/04 - 10:50
Limit : FCC_SpartC_15.209_03M_PK	Margin : 0
EUT : Wireless-A/N 26dBm Network Mini PCI Adapter	Probe : BBHA9120D_496(1-18GHz) - VERTICAL
Power : AC 120V/60Hz	Note : Mode 1: Transmit by 802.11a at channel 5500MHz



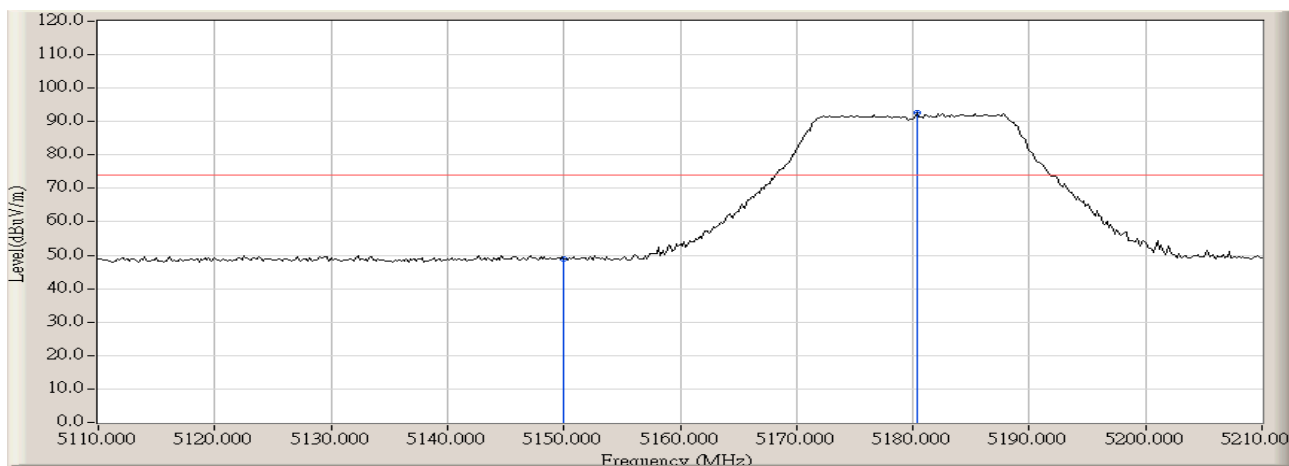
		Frequency (MHz)	Correct Factor (dB)	Reading Level (dBuV)	Measure Level (dBuV/m)	Margin (dB)	Limit (dBuV/m)	Detector Type
1		5460.000	4.845	49.554	54.399	-19.571	73.970	PEAK
2		5470.000	4.905	61.254	66.158	-22.142	88.300	PEAK
3	*	5495.100	5.038	100.742	105.781	N/A	N/A	PEAK

Engineer : Jame	
Site : AC-2 (3m Semi-Anechoic Chamber)	Time : 2008/11/04 - 10:50
Limit : FCC_SpartC_15.209_03M_AV	Margin : 0
EUT : Wireless-A/N 26dBm Network Mini PCI Adapter	Probe : BBHA9120D_496(1-18GHz) - VERTICAL
Power : AC 120V/60Hz	Note : Mode 1: Transmit by 802.11a at channel 5500MHz



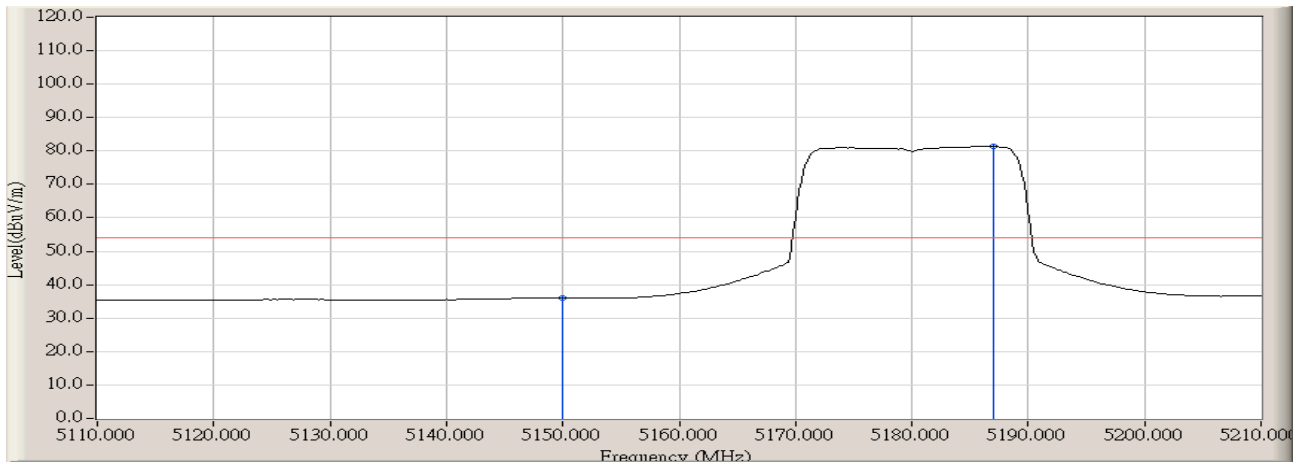
		Frequency (MHz)	Correct Factor (dB)	Reading Level (dBuV)	Measure Level (dBuV/m)	Margin (dB)	Limit (dBuV/m)	Detector Type
1		5460.000	4.845	35.475	40.320	-13.650	53.970	AVERAGE
2		5470.000	4.905	36.983	41.887	-26.413	68.300	AVERAGE
3	*	5493.600	5.033	89.635	94.668	N/A	N/A	AVERAGE

Engineer : Jame	
Site : AC-2 (3m Semi-Anechoic Chamber)	Time : 2008/11/04 - 10:54
Limit : FCC_SpartC_15.209_03M_PK	Margin : 0
EUT : Wireless-A/N 26dBm Network Mini PCI Adapter	Probe : BBHA9120D_496(1-18GHz) - HORIZONTAL
Power : AC 120V/60Hz	Note : Mode 2: Transmit by 802.11n(20MHz) at channel 5180MHz



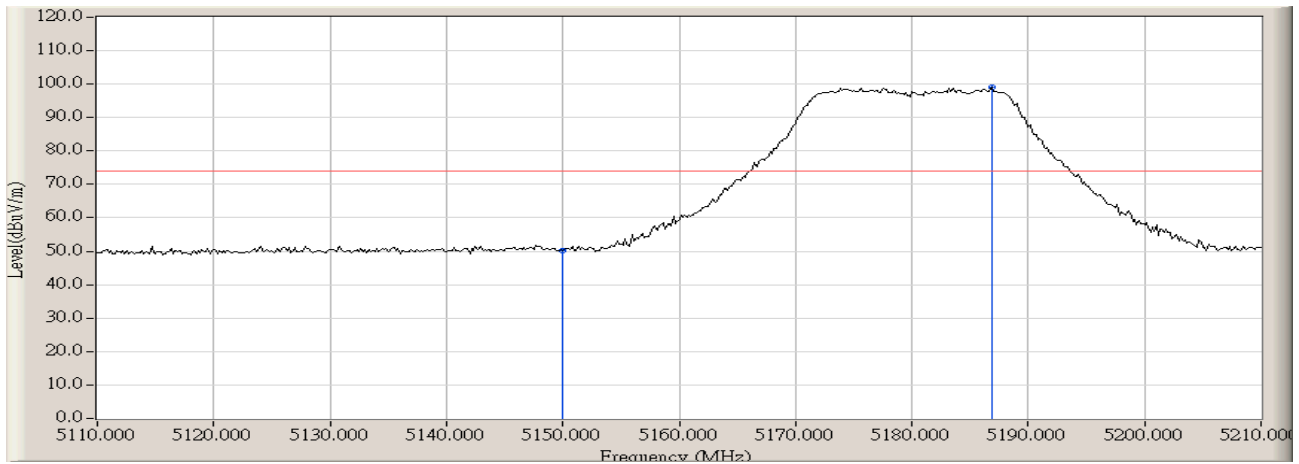
		Frequency (MHz)	Correct Factor (dB)	Reading Level (dBuV)	Measure Level (dBuV/m)	Margin (dB)	Limit (dBuV/m)	Detector Type
1		5150.000	3.979	44.937	48.915	-25.055	73.970	PEAK
2	*	5180.333	4.103	88.470	92.573	N/A	N/A	PEAK

Engineer : Jame	
Site : AC-2 (3m Semi-Anechoic Chamber)	Time : 2008/11/04 - 10:54
Limit : FCC_SpartC_15.209_03M_AV	Margin : 0
EUT : Wireless-A/N 26dBm Network Mini PCI Adapter	Probe : BBHA9120D_496(1-18GHz) - HORIZONTAL
Power : AC 120V/60Hz	Note : Mode 2: Transmit by 802.11n(20MHz) at channel 5180MHz



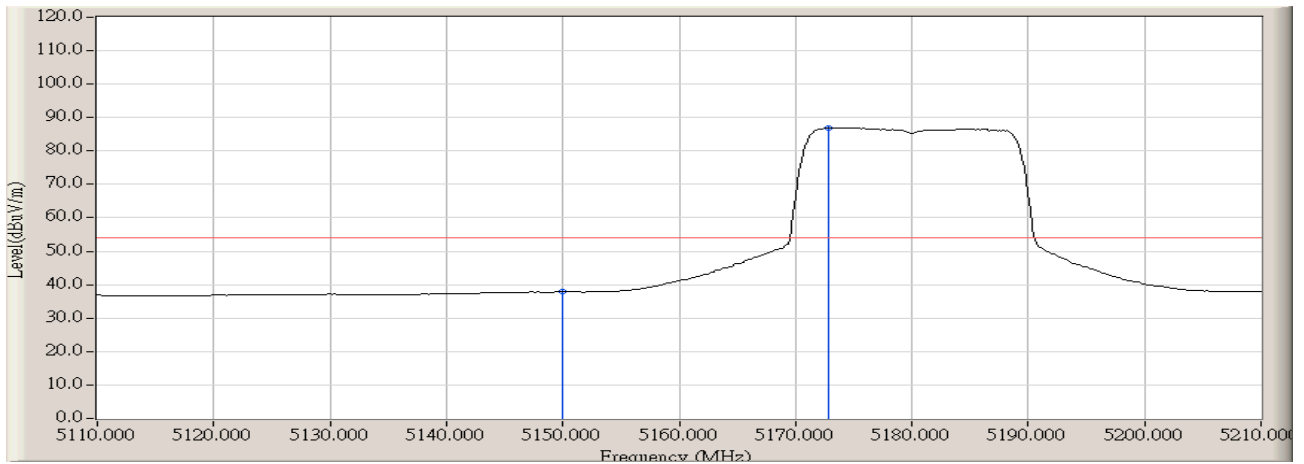
		Frequency (MHz)	Correct Factor (dB)	Reading Level (dBuV)	Measure Level (dBuV/m)	Margin (dB)	Limit (dBuV/m)	Detector Type
1		5150.000	3.979	32.018	35.996	-17.974	53.970	AVERAGE
2	*	5187.000	4.134	77.269	81.403	N/A	N/A	AVERAGE

Engineer : Jame	
Site : AC-2 (3m Semi-Anechoic Chamber)	Time : 2008/11/04 - 10:58
Limit : FCC_SpartC_15.209_03M_PK	Margin : 0
EUT : Wireless-A/N 26dBm Network Mini PCI Adapter	Probe : BBHA9120D_496(1-18GHz) - VERTICAL
Power : AC 120V/60Hz	Note : Mode 2: Transmit by 802.11n(20MHz) at channel 5180MHz



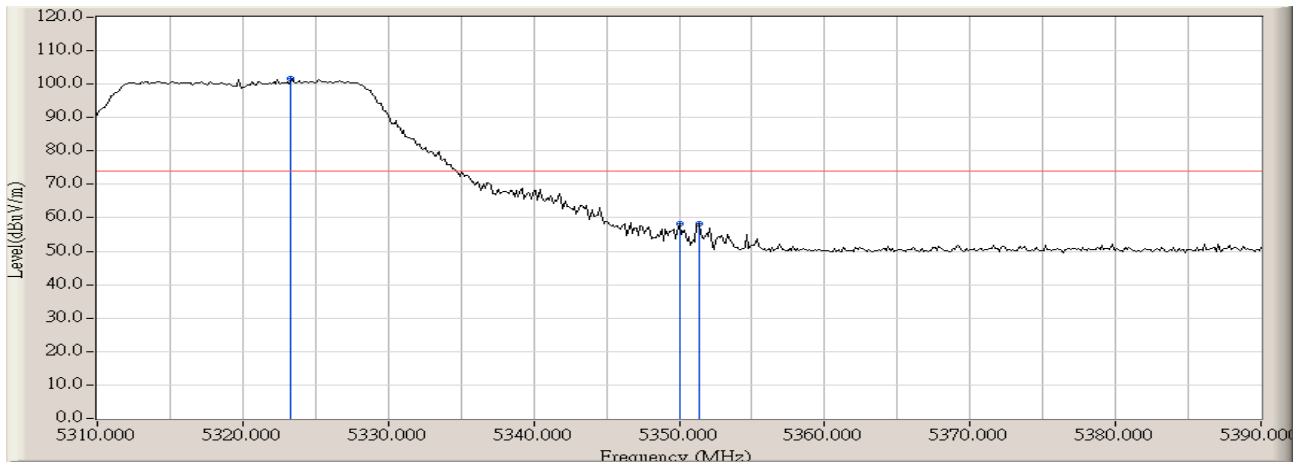
		Frequency (MHz)	Correct Factor (dB)	Reading Level (dBuV)	Measure Level (dBuV/m)	Margin (dB)	Limit (dBuV/m)	Detector Type
1		5150.000	3.979	46.138	50.116	-23.854	73.970	PEAK
2	*	5186.833	4.133	94.925	99.058	N/A	N/A	PEAK

Engineer : Jame	
Site : AC-2 (3m Semi-Anechoic Chamber)	Time : 2008/11/04 - 10:59
Limit : FCC_SpartC_15.209_03M_AV	Margin : 0
EUT : Wireless-A/N 26dBm Network Mini PCI Adapter	Probe : BBHA9120D_496(1-18GHz) - VERTICAL
Power : AC 120V/60Hz	Note : Mode 2: Transmit by 802.11n(20MHz) at channel 5180MHz



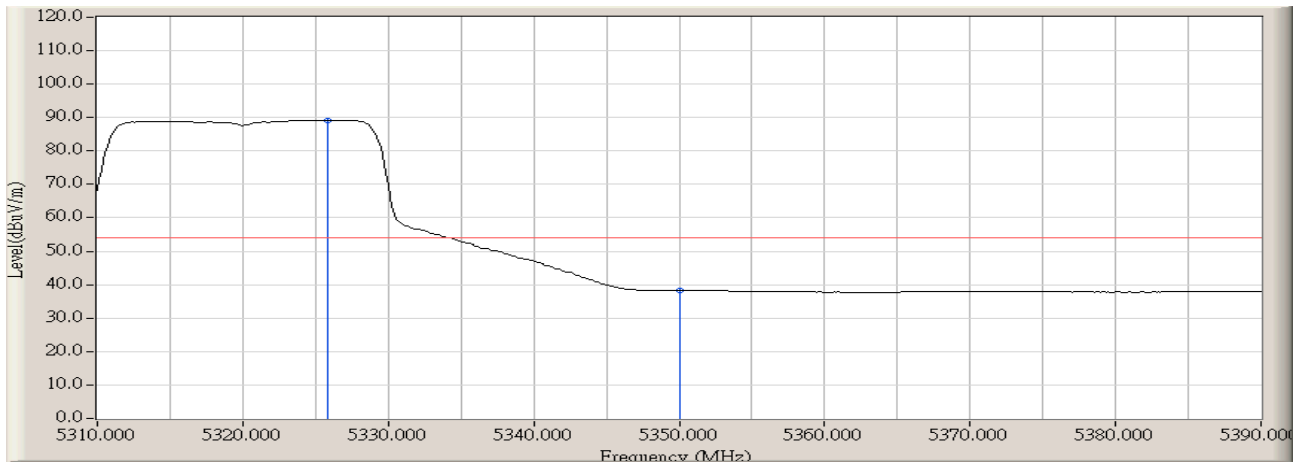
		Frequency (MHz)	Correct Factor (dB)	Reading Level (dBuV)	Measure Level (dBuV/m)	Margin (dB)	Limit (dBuV/m)	Detector Type
1		5150.000	3.979	33.864	37.842	-16.128	53.970	AVERAGE
2	*	5172.833	4.073	82.905	86.977	N/A	N/A	AVERAGE

Engineer : Jame	
Site : AC-2 (3m Semi-Anechoic Chamber)	Time : 2008/11/04 - 11:07
Limit : FCC_SpartC_15.209_03M_PK	Margin : 0
EUT : Wireless-A/N 26dBm Network Mini PCI Adapter	Probe : BBHA9120D_496(1-18GHz) - HORIZONTAL
Power : AC 120V/60Hz	Note : Mode 2: Transmit by 802.11n(20MHz) at channel 5320MHz



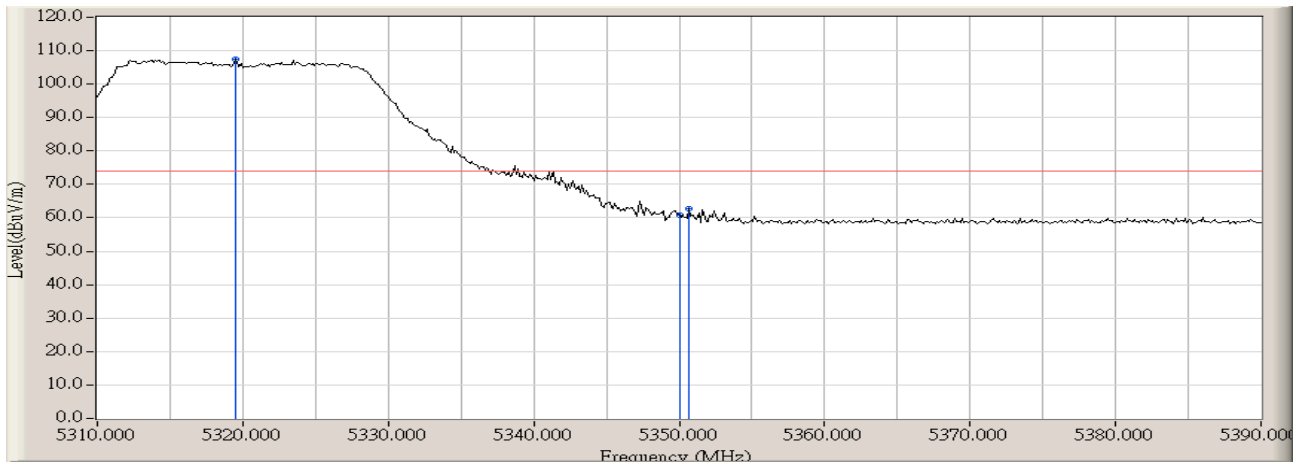
		Frequency (MHz)	Correct Factor (dB)	Reading Level (dBuV)	Measure Level (dBuV/m)	Margin (dB)	Limit (dBuV/m)	Detector Type
1	*	5323.333	4.382	97.300	101.683	N/A	N/A	PEAK
2		5350.000	4.455	53.620	58.074	-15.896	73.970	PEAK
3		5351.333	4.458	53.769	58.227	-15.743	73.970	PEAK

Engineer : Jame	
Site : AC-2 (3m Semi-Anechoic Chamber)	Time : 2008/11/04 - 11:08
Limit : FCC_SpartC_15.209_03M_AV	Margin : 0
EUT : Wireless-A/N 26dBm Network Mini PCI Adapter	Probe : BBHA9120D_496(1-18GHz) - HORIZONTAL
Power : AC 120V/60Hz	Note : Mode 2: Transmit by 802.11n(20MHz) at channel 5320MHz



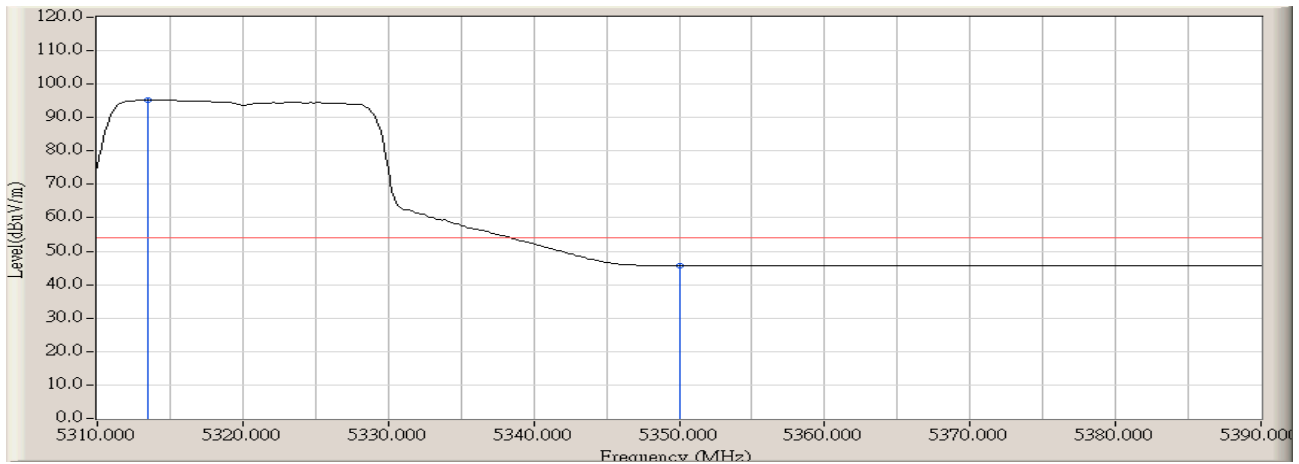
		Frequency (MHz)	Correct Factor (dB)	Reading Level (dBuV)	Measure Level (dBuV/m)	Margin (dB)	Limit (dBuV/m)	Detector Type
1	*	5325.867	4.388	84.842	89.231	N/A	N/A	AVERAGE
2		5350.000	4.455	33.882	38.336	-15.634	53.970	AVERAGE

Engineer : Jame	
Site : AC-2 (3m Semi-Anechoic Chamber)	Time : 2008/11/04 - 11:12
Limit : FCC_SpartC_15.209_03M_PK	Margin : 0
EUT : Wireless-A/N 26dBm Network Mini PCI Adapter	Probe : BBHA9120D_496(1-18GHz) - VERTICAL
Power : AC 120V/60Hz	Note : Mode 2: Transmit by 802.11n(20MHz) at channel 5320MHz



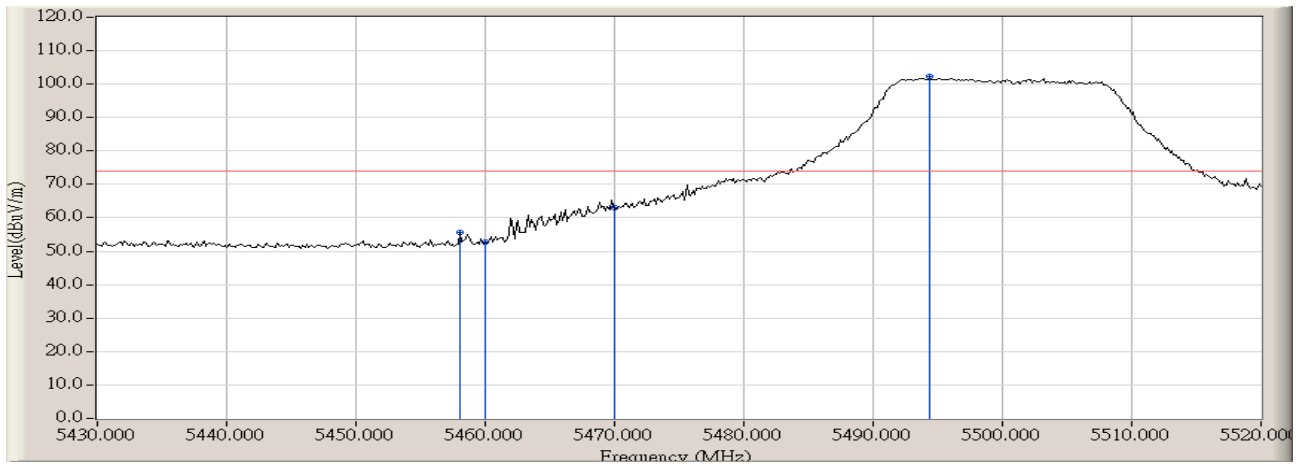
		Frequency (MHz)	Correct Factor (dB)	Reading Level (dBuV)	Measure Level (dBuV/m)	Margin (dB)	Limit (dBuV/m)	Detector Type
1	*	5319.467	4.374	103.027	107.400	N/A	N/A	PEAK
2		5350.000	4.455	56.257	60.711	-13.259	73.970	PEAK
3		5350.667	4.456	58.195	62.651	-11.319	73.970	PEAK

Engineer : Jame	
Site : AC-2 (3m Semi-Anechoic Chamber)	Time : 2008/11/04 - 11:12
Limit : FCC_SpartC_15.209_03M_AV	Margin : 0
EUT : Wireless-A/N 26dBm Network Mini PCI Adapter	Probe : BBHA9120D_496(1-18GHz) - VERTICAL
Power : AC 120V/60Hz	Note : Mode 2: Transmit by 802.11n(20MHz) at channel 5320MHz



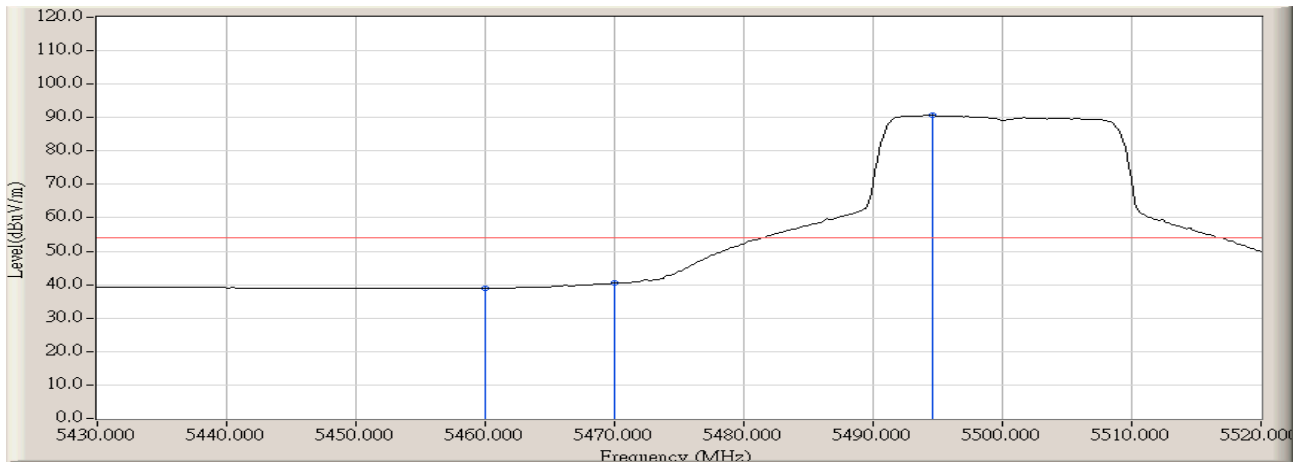
		Frequency (MHz)	Correct Factor (dB)	Reading Level (dBuV)	Measure Level (dBuV/m)	Margin (dB)	Limit (dBuV/m)	Detector Type
1	*	5313.467	4.357	90.973	95.330	N/A	N/A	AVERAGE
2		5350.000	4.455	41.249	45.703	-8.267	53.970	AVERAGE

Engineer : Jame	
Site : AC-2 (3m Semi-Anechoic Chamber)	Time : 2008/11/04 - 11:18
Limit : FCC_SpartC_15.209_03M_PK	Margin : 0
EUT : Wireless-A/N 26dBm Network Mini PCI Adapter	Probe : BBHA9120D_496(1-18GHz) - HORIZONTAL
Power : AC 120V/60Hz	Note : Mode 2: Transmit by 802.11n(20MHz) at channel 5500MHz



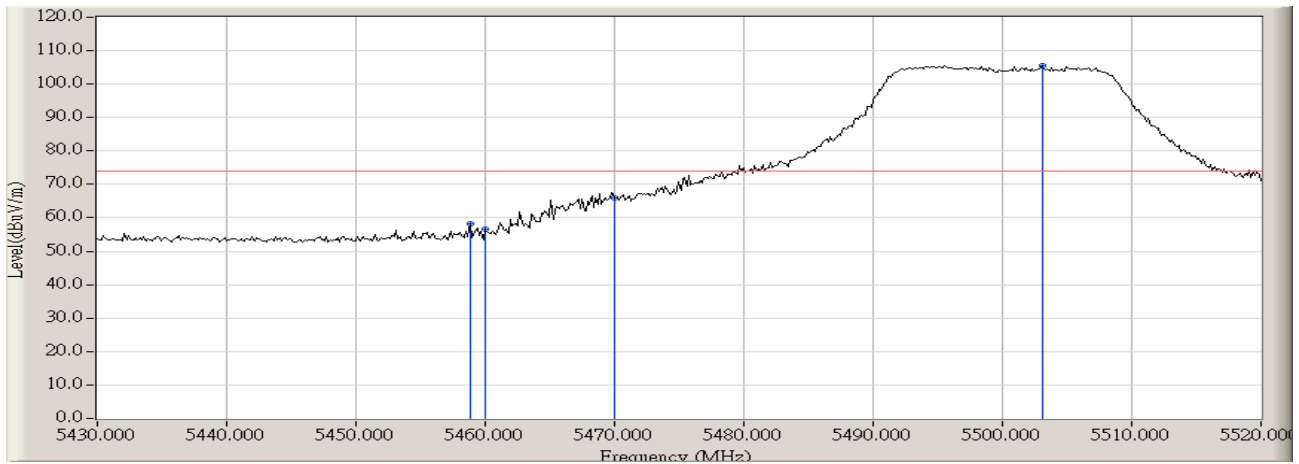
		Frequency (MHz)	Correct Factor (dB)	Reading Level (dBuV)	Measure Level (dBuV/m)	Margin (dB)	Limit (dBuV/m)	Detector Type
1		5458.050	4.834	50.768	55.602	-18.368	73.970	PEAK
2		5460.000	4.845	48.072	52.917	-21.053	73.970	PEAK
3		5470.000	4.905	58.082	62.986	-25.314	88.300	PEAK
4	*	5494.350	5.036	97.283	102.319	N/A	N/A	PEAK

Engineer : Jame	
Site : AC-2 (3m Semi-Anechoic Chamber)	Time : 2008/11/04 - 11:18
Limit : FCC_SpartC_15.209_03M_AV	Margin : 0
EUT : Wireless-A/N 26dBm Network Mini PCI Adapter	Probe : BBHA9120D_496(1-18GHz) - HORIZONTAL
Power : AC 120V/60Hz	Note : Mode 2: Transmit by 802.11n(20MHz) at channel 5500MHz



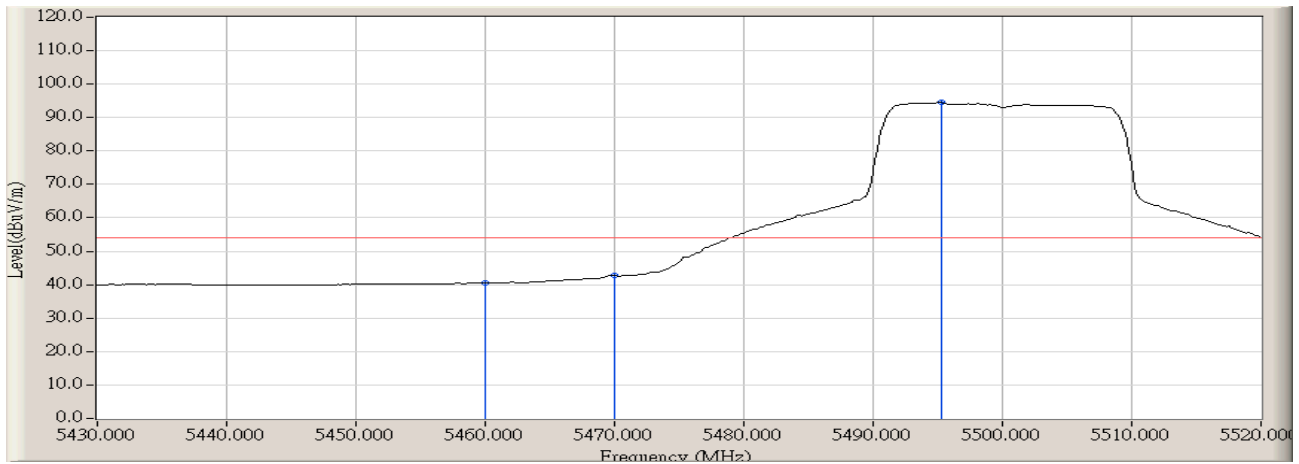
		Frequency (MHz)	Correct Factor (dB)	Reading Level (dBuV)	Measure Level (dBuV/m)	Margin (dB)	Limit (dBuV/m)	Detector Type
1		5460.000	4.845	34.102	38.947	-15.023	53.970	AVERAGE
2		5470.000	4.905	35.520	40.424	-27.876	68.300	AVERAGE
3	*	5494.650	5.037	85.563	90.600	N/A	N/A	AVERAGE

Engineer : Jame	
Site : AC-2 (3m Semi-Anechoic Chamber)	Time : 2008/11/04 - 11:21
Limit : FCC_SpartC_15.209_03M_PK	Margin : 0
EUT : Wireless-A/N 26dBm Network Mini PCI Adapter	Probe : BBHA9120D_496(1-18GHz) - VERTICAL
Power : AC 120V/60Hz	Note : Mode 2: Transmit by 802.11n(20MHz) at channel 5500MHz



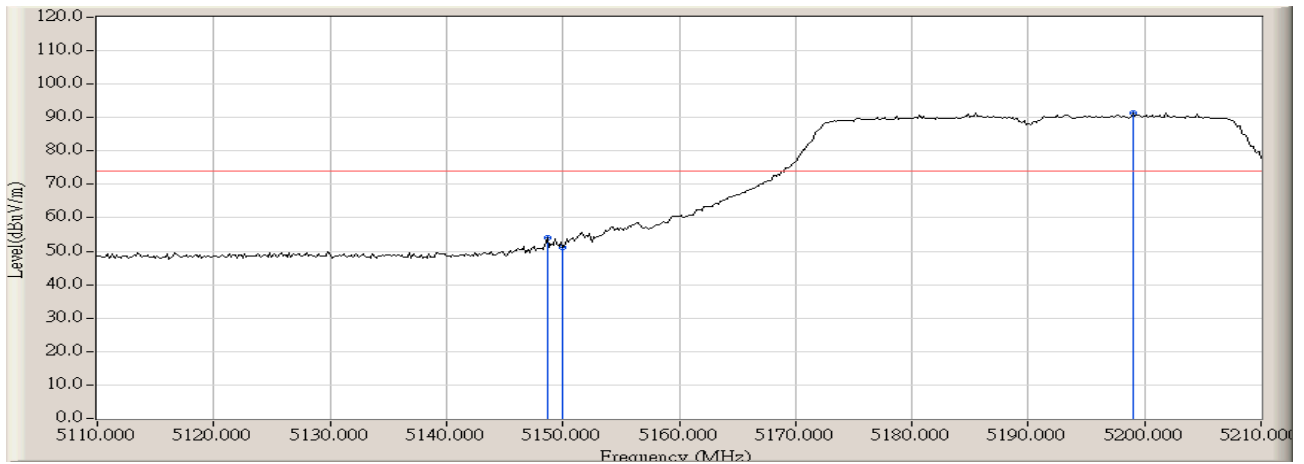
		Frequency (MHz)	Correct Factor (dB)	Reading Level (dBuV)	Measure Level (dBuV/m)	Margin (dB)	Limit (dBuV/m)	Detector Type
1		5458.800	4.839	53.331	58.169	-15.801	73.970	PEAK
2		5460.000	4.845	51.618	56.463	-17.507	73.970	PEAK
3		5470.000	4.905	61.198	66.102	-22.198	88.300	PEAK
4	*	5503.050	5.072	100.475	105.547	N/A	N/A	PEAK

Engineer : Jame	
Site : AC-2 (3m Semi-Anechoic Chamber)	Time : 2008/11/04 - 11:21
Limit : FCC_SpartC_15.209_03M_AV	Margin : 0
EUT : Wireless-A/N 26dBm Network Mini PCI Adapter	Probe : BBHA9120D_496(1-18GHz) - VERTICAL
Power : AC 120V/60Hz	Note : Mode 2: Transmit by 802.11n(20MHz) at channel 5500MHz



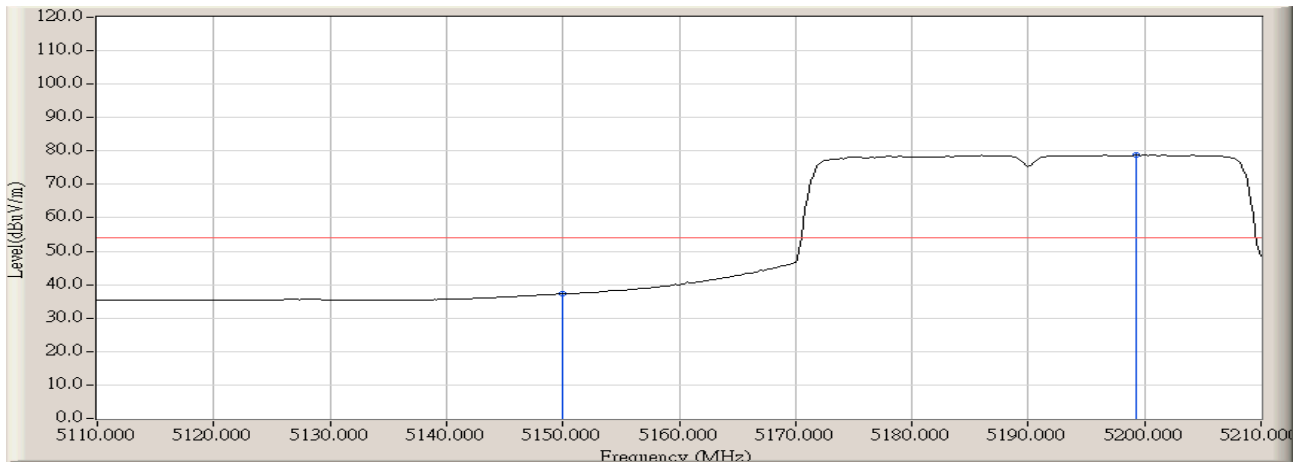
		Frequency (MHz)	Correct Factor (dB)	Reading Level (dBuV)	Measure Level (dBuV/m)	Margin (dB)	Limit (dBuV/m)	Detector Type
1		5460.000	4.845	35.629	40.474	-13.496	53.970	AVERAGE
2		5470.000	4.905	37.846	42.75	-25.550	68.300	AVERAGE
3	*	5495.250	5.040	89.491	94.531	N/A	N/A	AVERAGE

Engineer : Jame	
Site : AC-2 (3m Semi-Anechoic Chamber)	Time : 2008/11/04 - 11:26
Limit : FCC_SpartC_15.209_03M_PK	Margin : 0
EUT : Wireless-A/N 26dBm Network Mini PCI Adapter	Probe : BBHA9120D_496(1-18GHz) - HORIZONTAL
Power : AC 120V/60Hz	Note : Mode 3: Transmit by 802.11n(40MHz) at channel 5190MHz



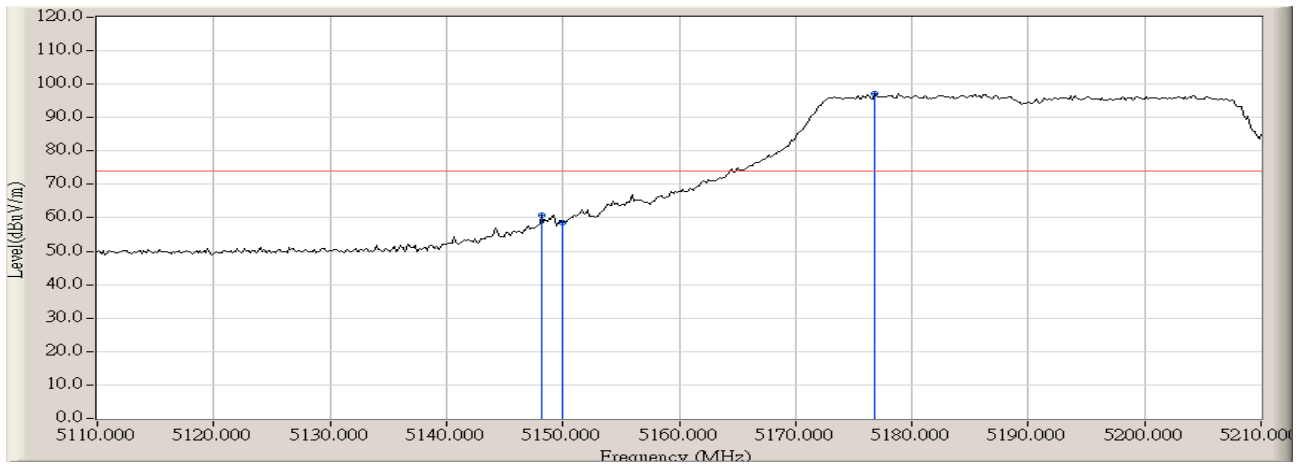
		Frequency (MHz)	Correct Factor (dB)	Reading Level (dBuV)	Measure Level (dBuV/m)	Margin (dB)	Limit (dBuV/m)	Detector Type
1		5148.667	3.972	50.040	54.013	-19.957	73.970	PEAK
2		5150.000	3.979	47.300	51.278	-22.692	73.970	PEAK
3	*	5199.000	4.190	87.314	91.504	N/A	N/A	PEAK

Engineer : Jame	
Site : AC-2 (3m Semi-Anechoic Chamber)	Time : 2008/11/04 - 11:26
Limit : FCC_SpartC_15.209_03M_AV	Margin : 0
EUT : Wireless-A/N 26dBm Network Mini PCI Adapter	Probe : BBHA9120D_496(1-18GHz) - HORIZONTAL
Power : AC 120V/60Hz	Note : Mode 3: Transmit by 802.11n(40MHz) at channel 5190MHz



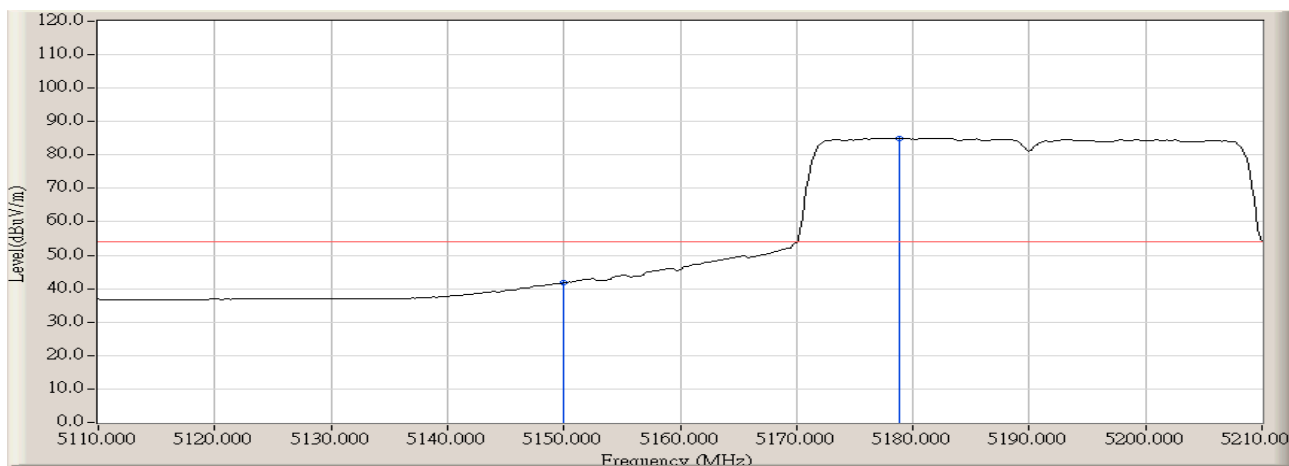
		Frequency (MHz)	Correct Factor (dB)	Reading Level (dBuV)	Measure Level (dBuV/m)	Margin (dB)	Limit (dBuV/m)	Detector Type
1		5150.000	3.979	33.226	37.204	-16.766	53.970	AVERAGE
2	*	5199.333	4.189	74.699	78.888	N/A	N/A	AVERAGE

Engineer : Jame	
Site : AC-2 (3m Semi-Anechoic Chamber)	Time : 2008/11/04 - 11:30
Limit : FCC_SpartC_15.209_03M_PK	Margin : 0
EUT : Wireless-A/N 26dBm Network Mini PCI Adapter	Probe : BBHA9120D_496(1-18GHz) - VERTICAL
Power : AC 120V/60Hz	Note : Mode 3: Transmit by 802.11n(40MHz) at channel 5190MHz



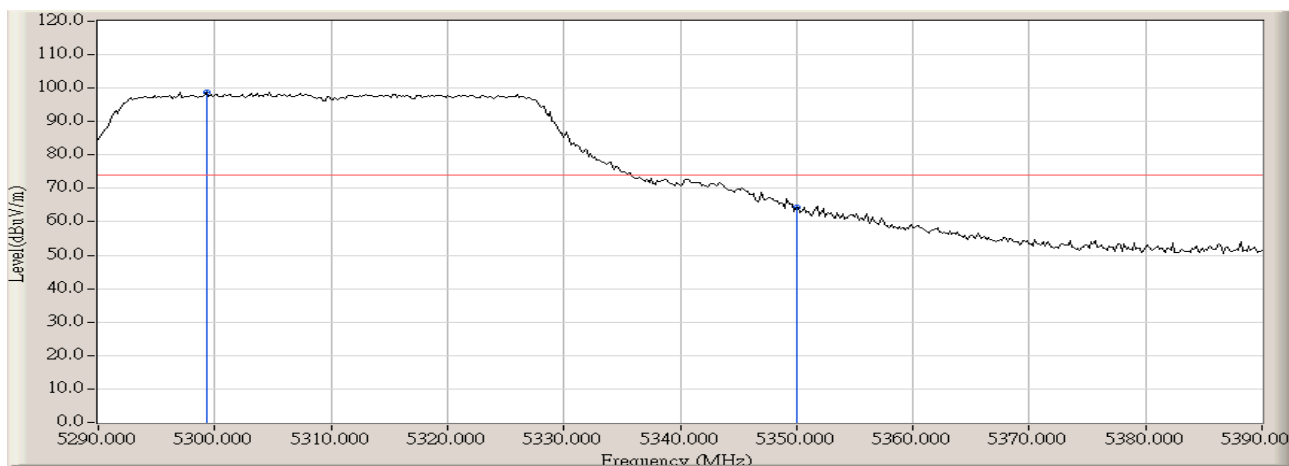
		Frequency (MHz)	Correct Factor (dB)	Reading Level (dBuV)	Measure Level (dBuV/m)	Margin (dB)	Limit (dBuV/m)	Detector Type
1		5148.167	3.970	56.779	60.750	-13.220	73.970	PEAK
2		5150.000	3.979	54.522	58.500	-15.470	73.970	PEAK
3	*	5176.833	4.089	93.204	97.293	N/A	N/A	PEAK

Engineer : Jame	
Site : AC-2 (3m Semi-Anechoic Chamber)	Time : 2008/11/04 - 11:30
Limit : FCC_SpartC_15.209_03M_AV	Margin : 0
EUT : Wireless-A/N 26dBm Network Mini PCI Adapter	Probe : BBHA9120D_496(1-18GHz) - VERTICAL
Power : AC 120V/60Hz	Note : Mode 3: Transmit by 802.11n(40MHz) at channel 5190MHz



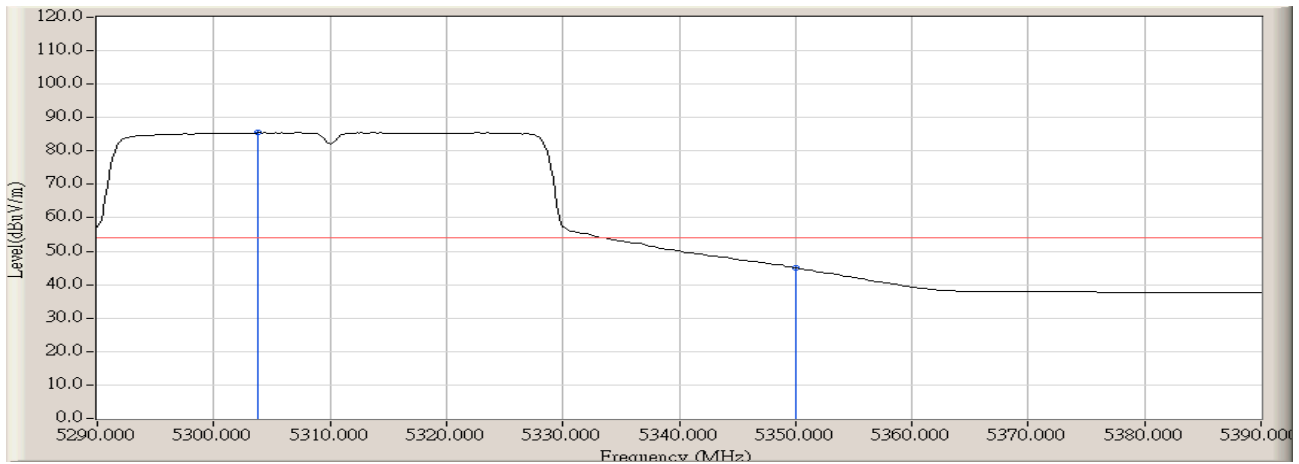
		Frequency (MHz)	Correct Factor (dB)	Reading Level (dBuV)	Measure Level (dBuV/m)	Margin (dB)	Limit (dBuV/m)	Detector Type
1		5150.000	3.979	37.802	41.780	-12.190	53.970	AVERAGE
2	*	5178.833	4.096	80.954	85.051	N/A	N/A	AVERAGE

Engineer : Jame	
Site : AC-2 (3m Semi-Anechoic Chamber)	Time : 2008/11/04 - 11:35
Limit : FCC_SpartC_15.209_03M_PK	Margin : 0
EUT : Wireless-A/N 26dBm Network Mini PCI Adapter	Probe : BBHA9120D_496(1-18GHz) - HORIZONTAL
Power : AC 120V/60Hz	Note : Mode 3: Transmit by 802.11n(40MHz) at channel 5310MHz



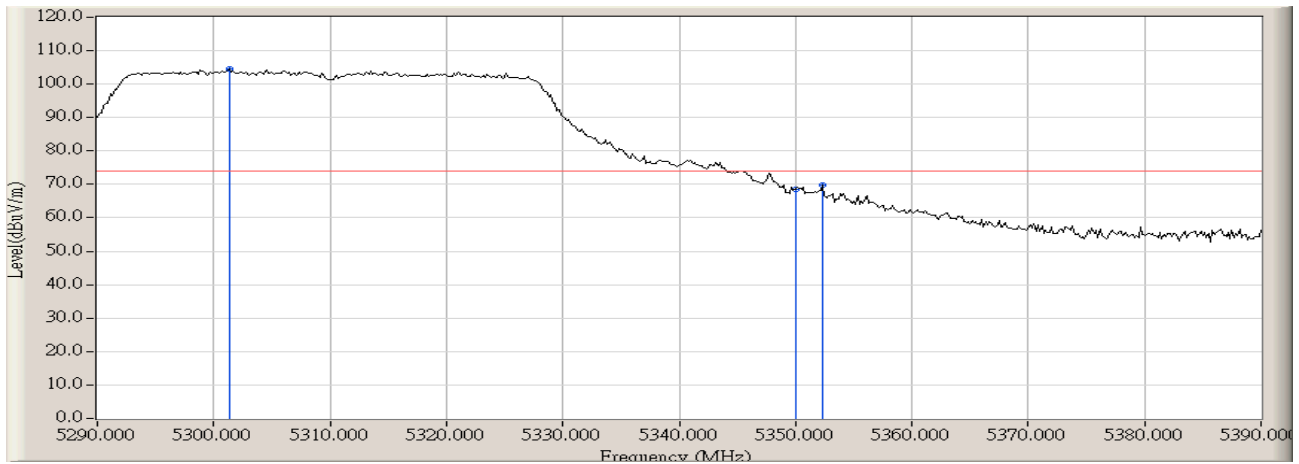
		Frequency (MHz)	Correct Factor (dB)	Reading Level (dBuV)	Measure Level (dBuV/m)	Margin (dB)	Limit (dBuV/m)	Detector Type
1	*	5299.333	4.310	94.325	98.635	N/A	N/A	PEAK
2		5350.000	4.455	60.041	64.495	-9.475	73.970	PEAK

Engineer : Jame	
Site : AC-2 (3m Semi-Anechoic Chamber)	Time : 2008/11/04 - 11:36
Limit : FCC_SpartC_15.209_03M_AV	Margin : 0
EUT : Wireless-A/N 26dBm Network Mini PCI Adapter	Probe : BBHA9120D_496(1-18GHz) - HORIZONTAL
Power : AC 120V/60Hz	Note : Mode 3: Transmit by 802.11n(40MHz) at channel 5310MHz



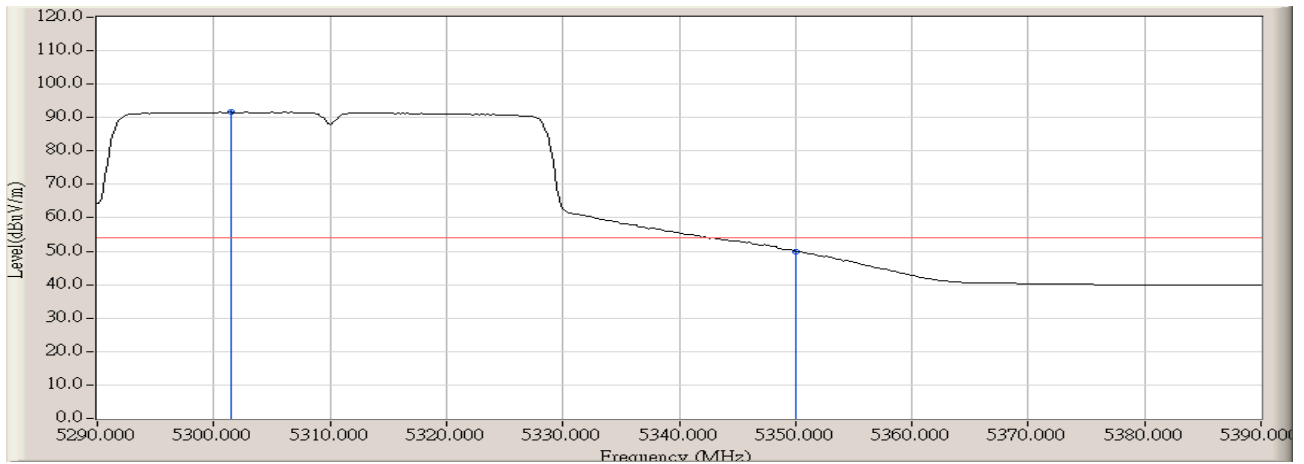
		Frequency (MHz)	Correct Factor (dB)	Reading Level (dBuV)	Measure Level (dBuV/m)	Margin (dB)	Limit (dBuV/m)	Detector Type
1	*	5303.833	4.328	81.142	85.470	N/A	N/A	AVERAGE
2		5350.000	4.455	40.689	45.143	-8.827	53.970	AVERAGE

Engineer : Jame	
Site : AC-2 (3m Semi-Anechoic Chamber)	Time : 2008/11/04 - 11:38
Limit : FCC_SpartC_15.209_03M_PK	Margin : 0
EUT : Wireless-A/N 26dBm Network Mini PCI Adapter	Probe : BBHA9120D_496(1-18GHz) - VERTICAL
Power : AC 120V/60Hz	Note : Mode 3: Transmit by 802.11n(40MHz) at channel 5310MHz



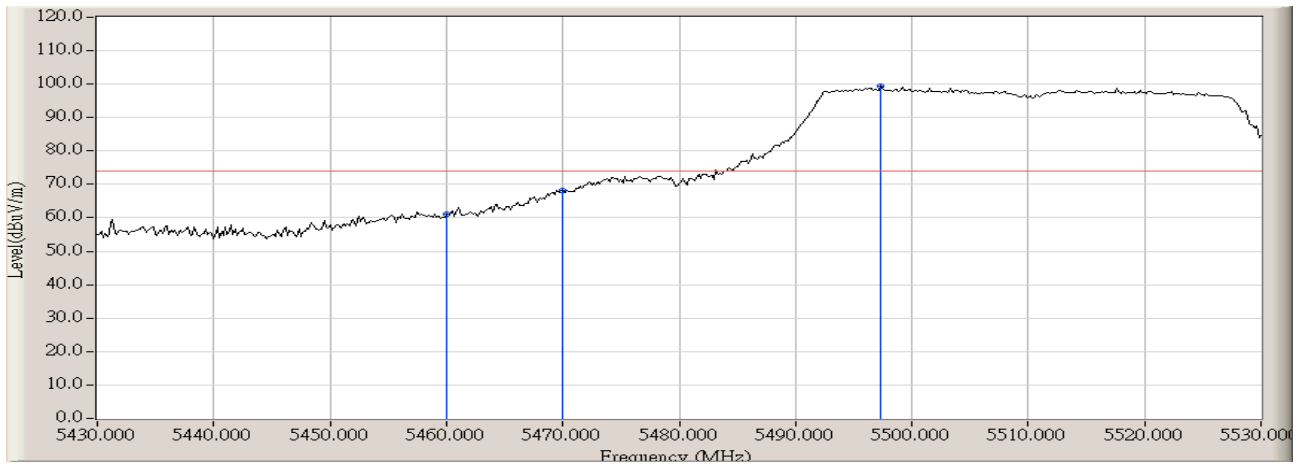
		Frequency (MHz)	Correct Factor (dB)	Reading Level (dBuV)	Measure Level (dBuV/m)	Margin (dB)	Limit (dBuV/m)	Detector Type
1	*	5301.333	4.321	100.145	104.466	N/A	N/A	PEAK
2		5350.000	4.455	64.225	68.679	-5.291	73.970	PEAK
3		5352.333	4.463	65.377	69.840	-4.130	73.970	PEAK

Engineer : Jame	
Site : AC-2 (3m Semi-Anechoic Chamber)	Time : 2008/11/04 - 11:39
Limit : FCC_SpartC_15.209_03M_AV	Margin : 0
EUT : Wireless-A/N 26dBm Network Mini PCI Adapter	Probe : BBHA9120D_496(1-18GHz) - VERTICAL
Power : AC 120V/60Hz	Note : Mode 3: Transmit by 802.11n(40MHz) at channel 5310MHz



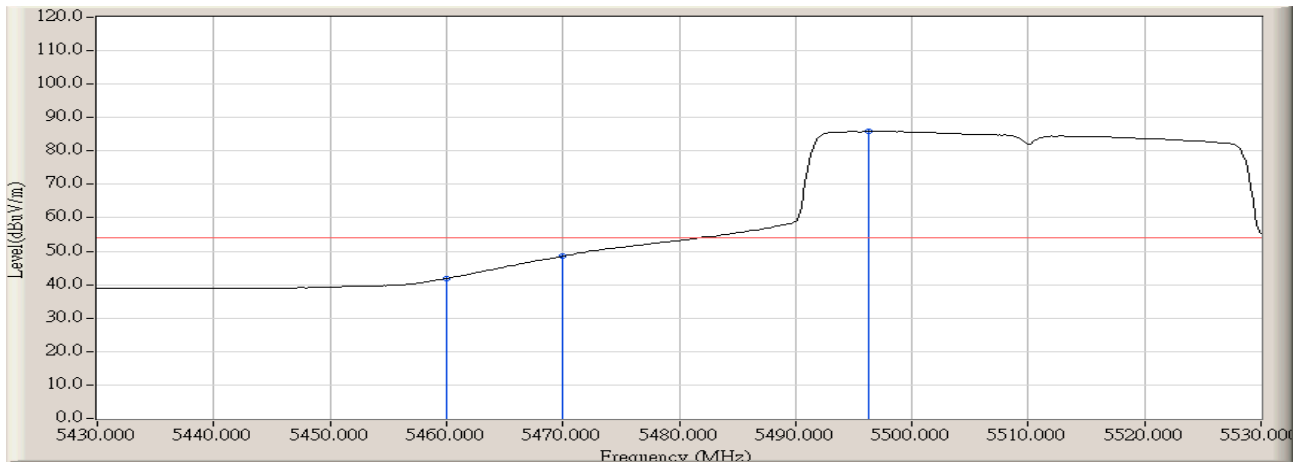
		Frequency (MHz)	Correct Factor (dB)	Reading Level (dBuV)	Measure Level (dBuV/m)	Margin (dB)	Limit (dBuV/m)	Detector Type
1	*	5301.500	4.321	87.279	91.600	37.630	53.970	AVERAGE
2		5350.000	4.455	45.487	49.941	-4.029	53.970	AVERAGE

Engineer : Jame	
Site : AC-2 (3m Semi-Anechoic Chamber)	Time : 2008/11/04 - 11:43
Limit : FCC_SpartC_15.209_03M_PK	Margin : 0
EUT : Wireless-A/N 26dBm Network Mini PCI Adapter	Probe : BBHA9120D_496(1-18GHz) - HORIZONTAL
Power : AC 120V/60Hz	Note : Mode 3: Transmit by 802.11n(40MHz) at channel 5510MHz



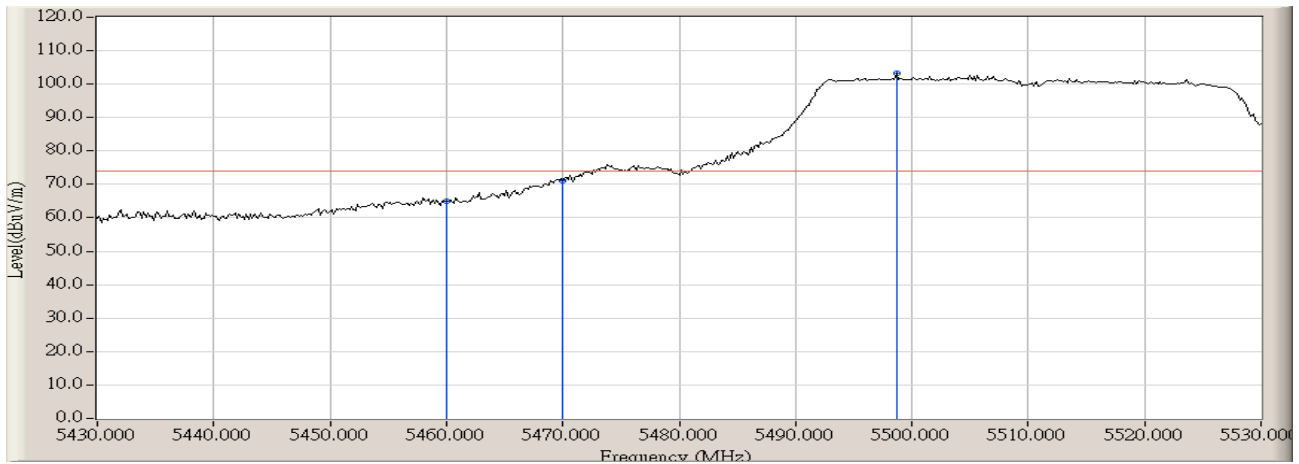
		Frequency (MHz)	Correct Factor (dB)	Reading Level (dBuV)	Measure Level (dBuV/m)	Margin (dB)	Limit (dBuV/m)	Detector Type
1		5460.000	4.845	56.136	60.981	-12.989	73.970	PEAK
2		5470.000	4.905	63.231	68.135	-20.165	88.300	PEAK
3	*	5497.333	5.049	94.378	99.426	N/A	N/A	PEAK

Engineer : Jame	
Site : AC-2 (3m Semi-Anechoic Chamber)	Time : 2008/11/04 - 11:43
Limit : FCC_SpartC_15.209_03M_AV	Margin : 0
EUT : Wireless-A/N 26dBm Network Mini PCI Adapter	Probe : BBHA9120D_496(1-18GHz) - HORIZONTAL
Power : AC 120V/60Hz	Note : Mode 3: Transmit by 802.11n(40MHz) at channel 5510MHz



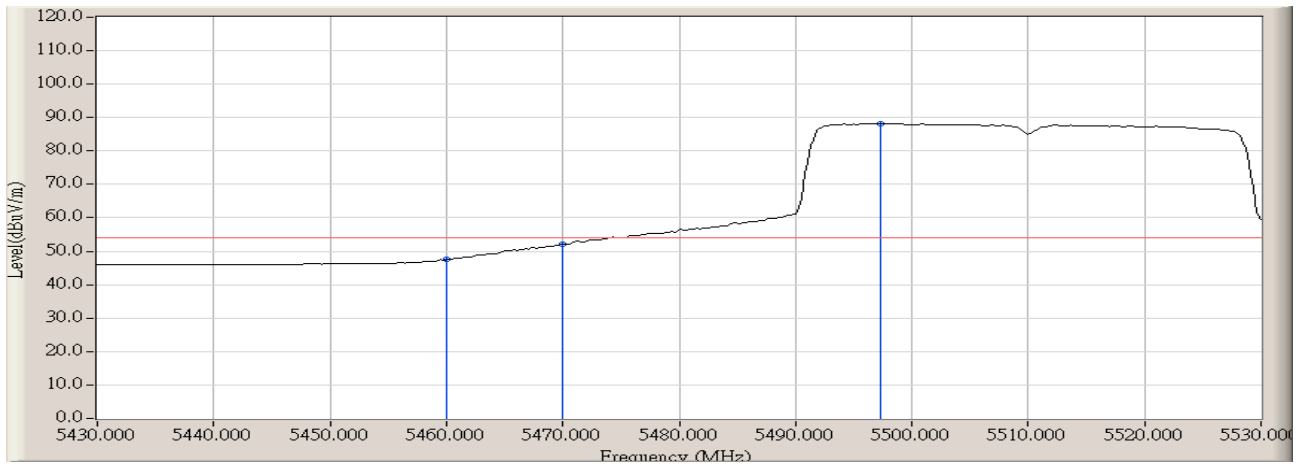
		Frequency (MHz)	Correct Factor (dB)	Reading Level (dBuV)	Measure Level (dBuV/m)	Margin (dB)	Limit (dBuV/m)	Detector Type
1		5460.000	4.845	36.952	41.797	-12.173	53.970	AVERAGE
2		5470.000	4.905	43.577	48.481	-19.819	68.300	AVERAGE
3	*	5496.333	5.044	80.803	85.847	N/A	N/A	AVERAGE

Engineer : Jame	
Site : AC-2 (3m Semi-Anechoic Chamber)	Time : 2008/11/04 - 11:46
Limit : FCC_SpartC_15.209_03M_PK	Margin : 0
EUT : Wireless-A/N 26dBm Network Mini PCI Adapter	Probe : BBHA9120D_496(1-18GHz) - VERTICAL
Power : AC 120V/60Hz	Note : Mode 3: Transmit by 802.11n(40MHz) at channel 5510MHz



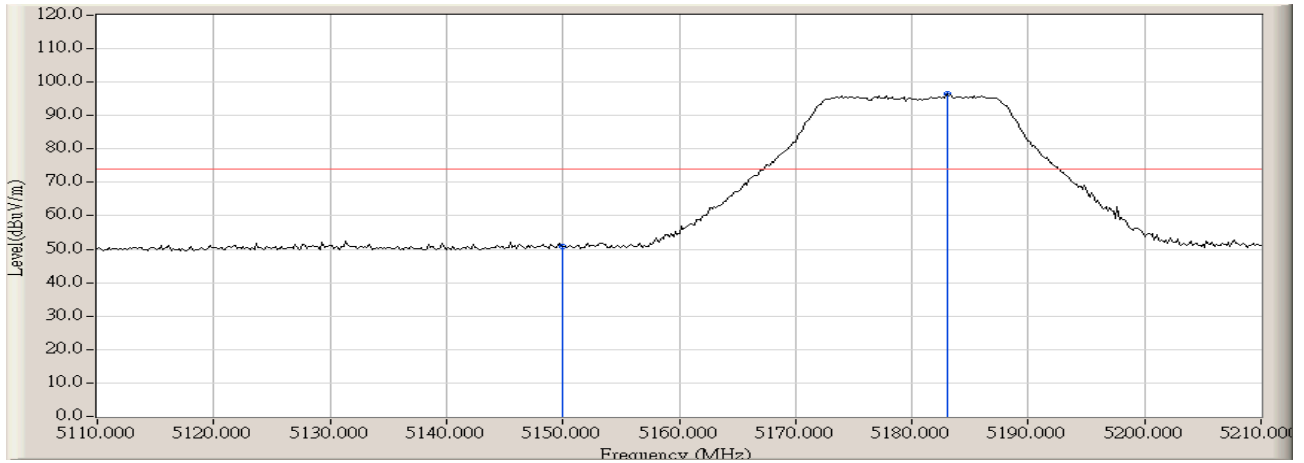
		Frequency (MHz)	Correct Factor (dB)	Reading Level (dBuV)	Measure Level (dBuV/m)	Margin (dB)	Limit (dBuV/m)	Detector Type
1		5460.000	4.845	60.005	64.850	-9.120	73.970	PEAK
2		5470.000	4.905	66.120	71.024	-17.276	88.300	PEAK
3	*	5498.667	5.054	98.164	103.218	N/A	N/A	PEAK

Engineer : Jame	
Site : AC-2 (3m Semi-Anechoic Chamber)	Time : 2008/11/04 - 11:46
Limit : FCC_SpartC_15.209_03M_AV	Margin : 0
EUT : Wireless-A/N 26dBm Network Mini PCI Adapter	Probe : BBHA9120D_496(1-18GHz) - VERTICAL
Power : AC 120V/60Hz	Note : Mode 3: Transmit by 802.11n(40MHz) at channel 5510MHz



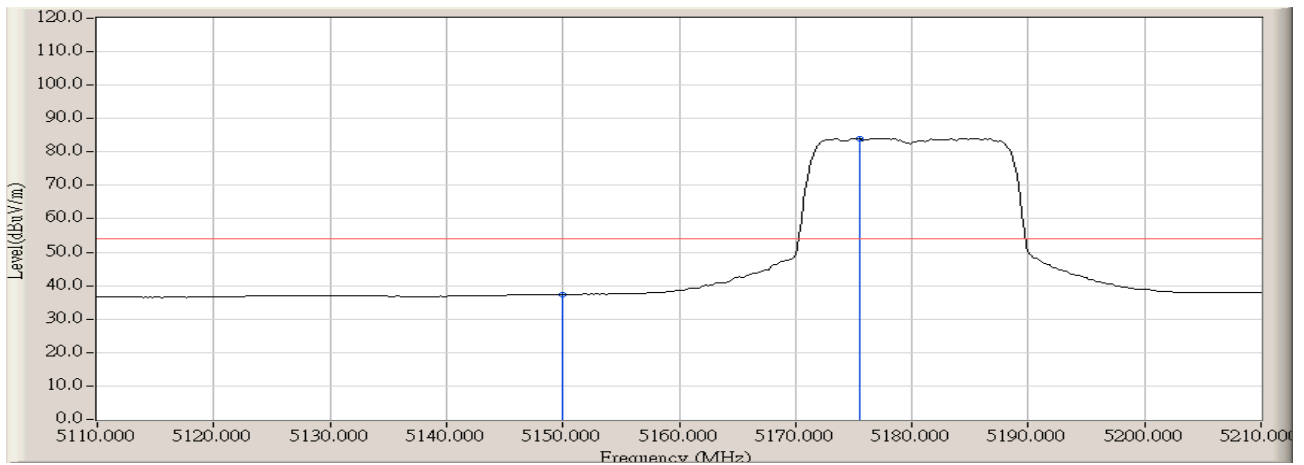
		Frequency (MHz)	Correct Factor (dB)	Reading Level (dBuV)	Measure Level (dBuV/m)	Margin (dB)	Limit (dBuV/m)	Detector Type
1		5460.000	4.845	42.660	47.505	-6.465	53.970	AVERAGE
2		5470.000	4.905	47.133	52.037	-16.263	68.300	AVERAGE
3	*	5497.333	5.049	83.199	88.247	N/A	N/A	AVERAGE

Engineer : Jame	
Site : AC-2 (3m Semi-Anechoic Chamber)	Time : 2008/11/04 - 14:57
Limit : FCC_SpartC_15.209_03M_PK	Margin : 0
EUT : Wireless-A/N 26dBm Network Mini PCI Adapter	Probe : BBHA9120D_496(1-18GHz) - HORIZONTAL
Power : AC 120V/60Hz	Note : Mode 1: Transmit by 802.11a at channel 5180MHz



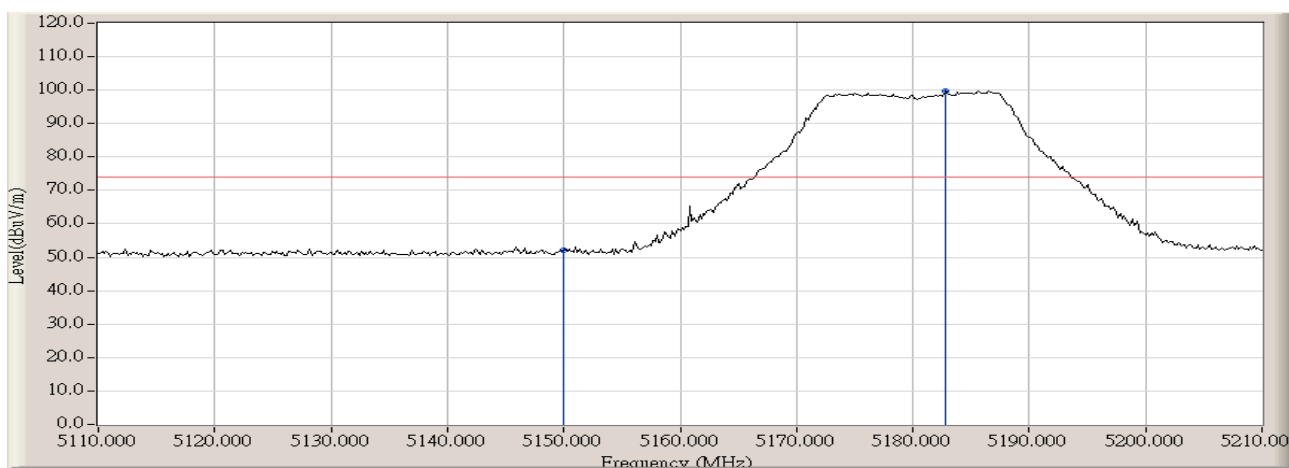
		Frequency (MHz)	Correct Factor (dB)	Reading Level (dBuV)	Measure Level (dBuV/m)	Margin (dB)	Limit (dBuV/m)	Detector Type
1		5150.000	3.979	46.925	50.903	-23.067	73.970	PEAK
2	*	5183.000	4.115	92.266	96.381	N/A	N/A	PEAK

Engineer : Jame	
Site : AC-2 (3m Semi-Anechoic Chamber)	Time : 2008/11/04 - 14:58
Limit : FCC_SpartC_15.209_03M_AV	Margin : 0
EUT : Wireless-A/N 26dBm Network Mini PCI Adapter	Probe : BBHA9120D_496(1-18GHz) - HORIZONTAL
Power : AC 120V/60Hz	Note : Mode 1: Transmit by 802.11a at channel 5180MHz



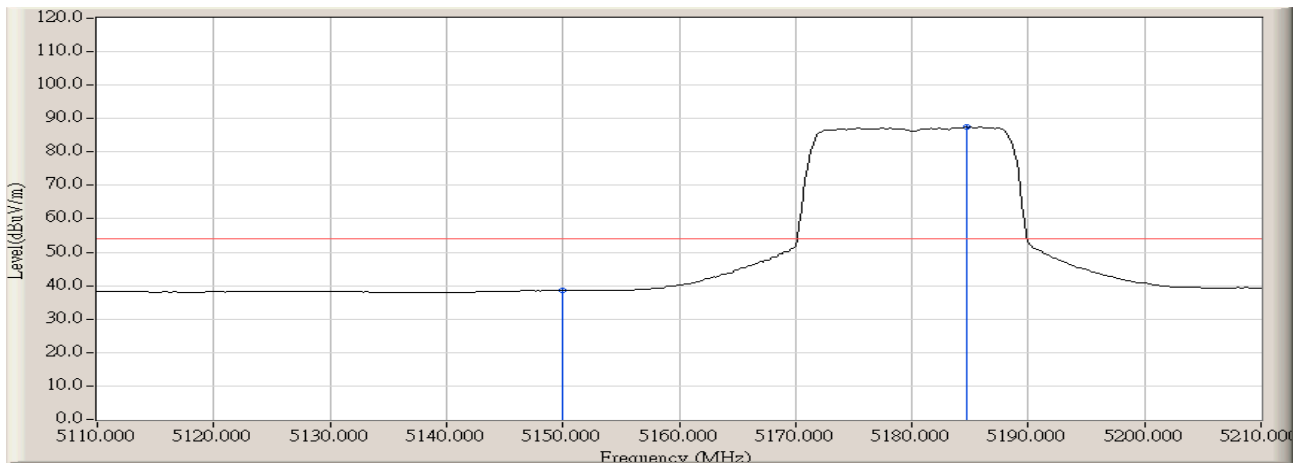
		Frequency (MHz)	Correct Factor (dB)	Reading Level (dBuV)	Measure Level (dBuV/m)	Margin (dB)	Limit (dBuV/m)	Detector Type
1		5150.000	3.979	33.413	37.391	-16.579	53.970	AVERAGE
2	*	5175.500	4.084	80.001	84.084	N/A	N/A	AVERAGE

Engineer : Jame	
Site : AC-2 (3m Semi-Anechoic Chamber)	Time : 2008/11/04 - 15:00
Limit : FCC_SpartC_15.209_03M_PK	Margin : 0
EUT : Wireless-A/N 26dBm Network Mini PCI Adapter	Probe : BBHA9120D_496(1-18GHz) - VERTICAL
Power : AC 120V/60Hz	Note : Mode 1: Transmit by 802.11a at channel 5180MHz



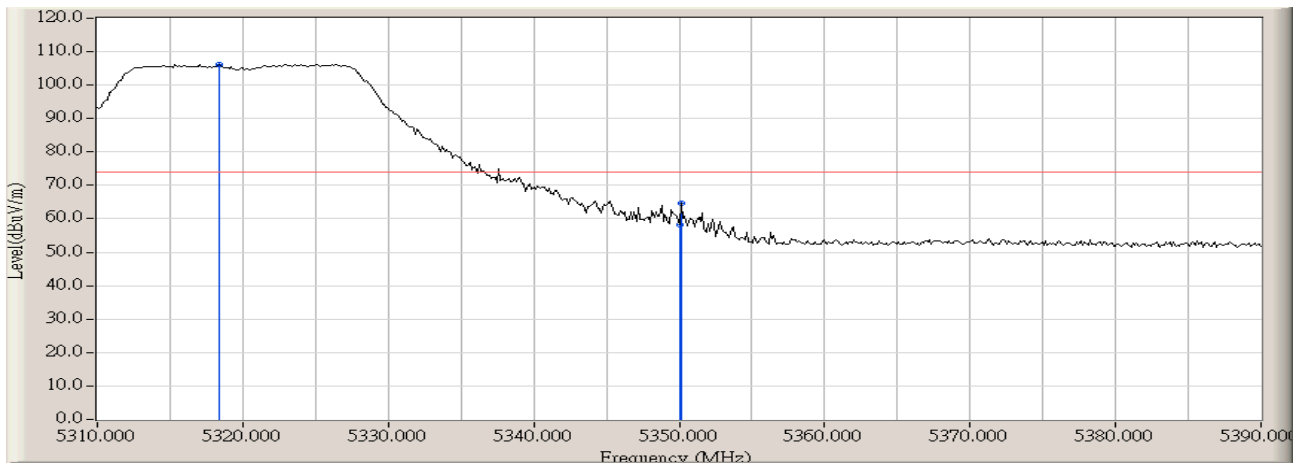
		Frequency (MHz)	Correct Factor (dB)	Reading Level (dBuV)	Measure Level (dBuV/m)	Margin (dB)	Limit (dBuV/m)	Detector Type
1		5150.000	3.979	48.036	52.014	-21.956	73.970	PEAK
2	*	5182.833	4.113	95.748	99.862	N/A	N/A	PEAK

Engineer : Jame	
Site : AC-2 (3m Semi-Anechoic Chamber)	Time : 2008/11/04 - 15:01
Limit : FCC_SpartC_15.209_03M_AV	Margin : 0
EUT : Wireless-A/N 26dBm Network Mini PCI Adapter	Probe : BBHA9120D_496(1-18GHz) - VERTICAL
Power : AC 120V/60Hz	Note : Mode 1: Transmit by 802.11a at channel 5180MHz



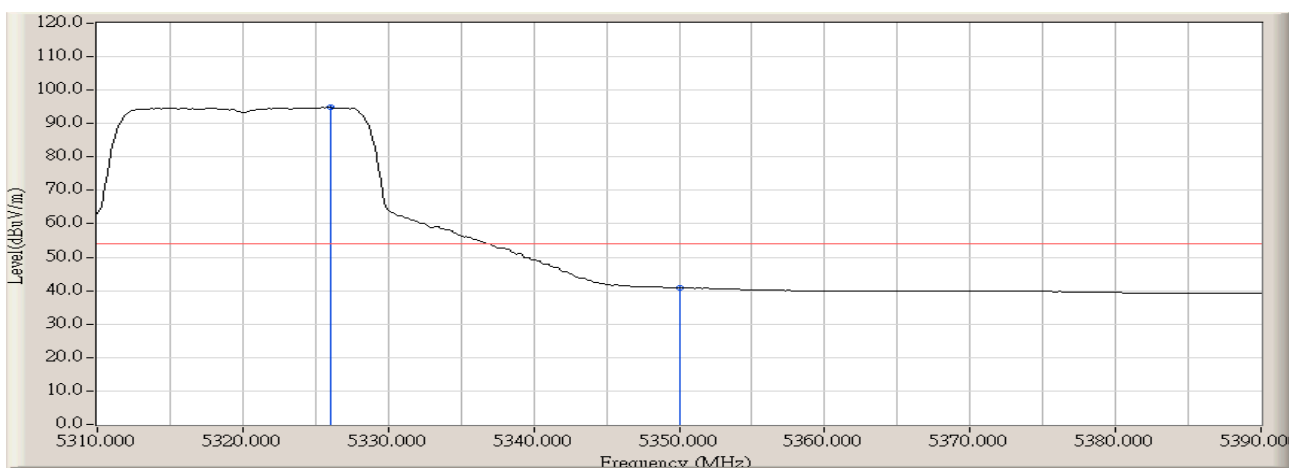
		Frequency (MHz)	Correct Factor (dB)	Reading Level (dBuV)	Measure Level (dBuV/m)	Margin (dB)	Limit (dBuV/m)	Detector Type
1		5150.000	3.979	34.541	38.519	-15.451	53.970	AVERAGE
2	*	5184.667	4.123	83.266	87.389	N/A	N/A	AVERAGE

Engineer : Jame	
Site : AC-2 (3m Semi-Anechoic Chamber)	Time : 2008/11/04 - 15:05
Limit : FCC_SpartC_15.209_03M_PK	Margin : 0
EUT : Wireless-A/N 26dBm Network Mini PCI Adapter	Probe : BBHA9120D_496(1-18GHz) - HORIZONTAL
Power : AC 120V/60Hz	Note : Mode 1: Transmit by 802.11a at channel 5320MHz



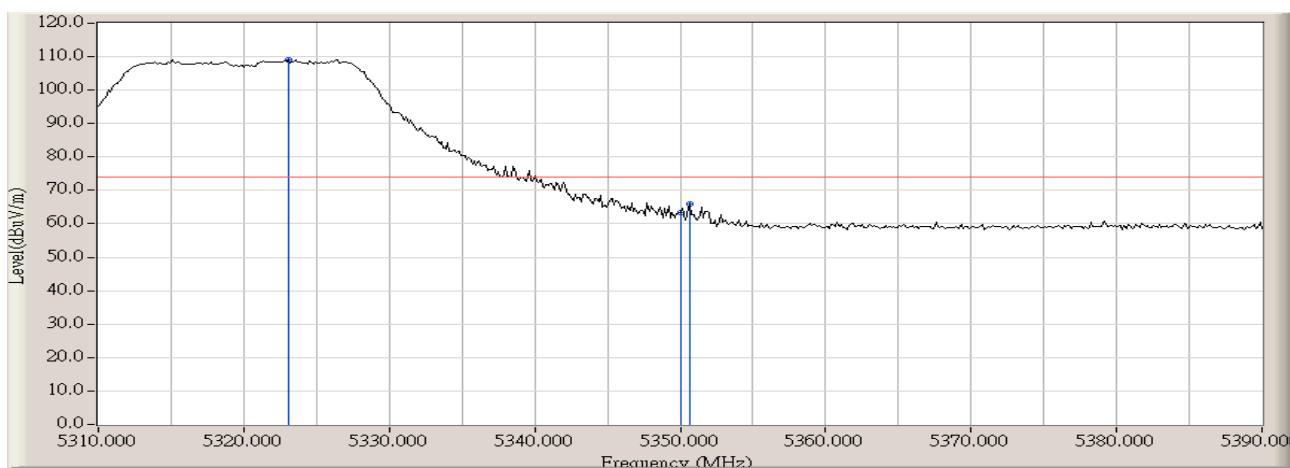
		Frequency (MHz)	Correct Factor (dB)	Reading Level (dBuV)	Measure Level (dBuV/m)	Margin (dB)	Limit (dBuV/m)	Detector Type
1	*	5318.400	4.371	101.898	106.269	N/A	N/A	PEAK
2		5350.000	4.455	53.883	58.337	-15.633	73.970	PEAK
3		5350.133	4.454	60.237	64.692	-9.278	73.970	PEAK

Engineer : Jame	
Site : AC-2 (3m Semi-Anechoic Chamber)	Time : 2008/11/04 - 15:06
Limit : FCC_SpartC_15.209_03M_AV	Margin : 0
EUT : Wireless-A/N 26dBm Network Mini PCI Adapter	Probe : BBHA9120D_496(1-18GHz) - HORIZONTAL
Power : AC 120V/60Hz	Note : Mode 1: Transmit by 802.11a at channel 5320MHz



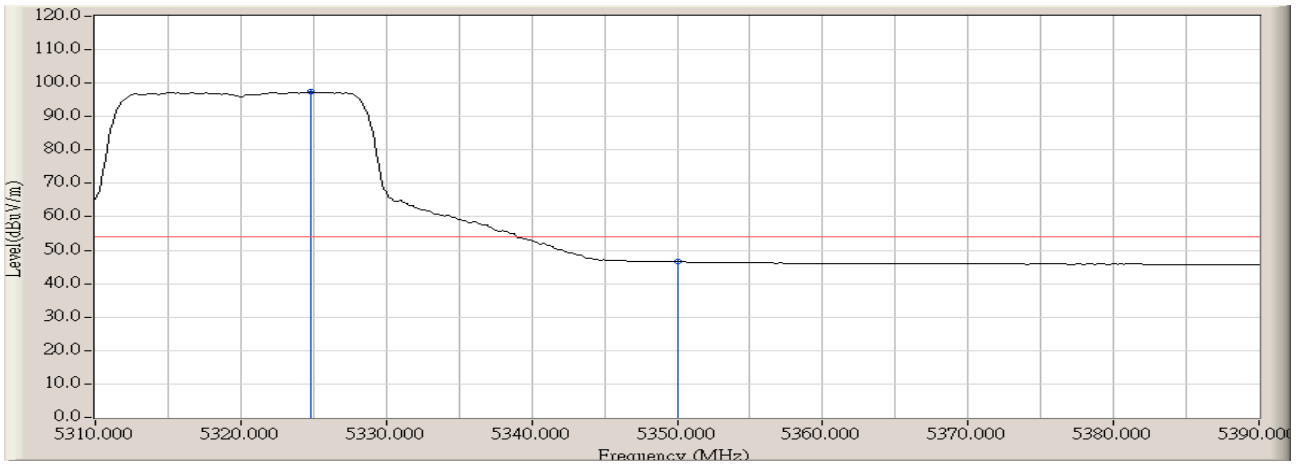
		Frequency (MHz)	Correct Factor (dB)	Reading Level (dBuV)	Measure Level (dBuV/m)	Margin (dB)	Limit (dBuV/m)	Detector Type
1	*	5326.000	4.389	90.453	94.842	N/A	N/A	AVERAGE
2		5350.000	4.455	36.432	40.886	-13.084	53.970	AVERAGE

Engineer : Jame	
Site : AC-2 (3m Semi-Anechoic Chamber)	Time : 2008/11/04 - 15:09
Limit : FCC_SpartC_15.209_03M_PK	Margin : 0
EUT : Wireless-A/N 26dBm Network Mini PCI Adapter	Probe : BBHA9120D_496(1-18GHz) - VERTICAL
Power : AC 120V/60Hz	Note : Mode 1: Transmit by 802.11a at channel 5320MHz



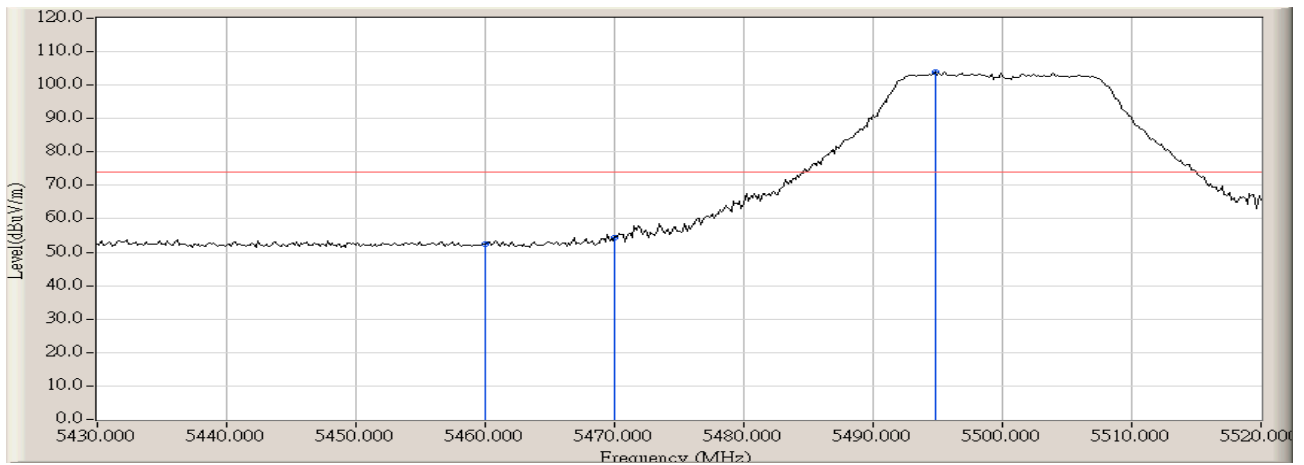
		Frequency (MHz)	Correct Factor (dB)	Reading Level (dBuV)	Measure Level (dBuV/m)	Margin (dB)	Limit (dBuV/m)	Detector Type
1	*	5323.067	4.382	104.699	109.081	N/A	N/A	PEAK
2		5350.000	4.455	58.961	63.415	-10.555	73.970	PEAK
3		5350.667	4.456	61.535	65.991	-7.979	73.970	PEAK

Engineer : Jame	
Site : AC-2 (3m Semi-Anechoic Chamber)	Time : 2008/11/04 - 15:09
Limit : FCC_SpartC_15.209_03M_AV	Margin : 0
EUT : Wireless-A/N 26dBm Network Mini PCI Adapter	Probe : BBHA9120D_496(1-18GHz) - VERTICAL
Power : AC 120V/60Hz	Note : Mode 1: Transmit by 802.11a at channel 5320MHz



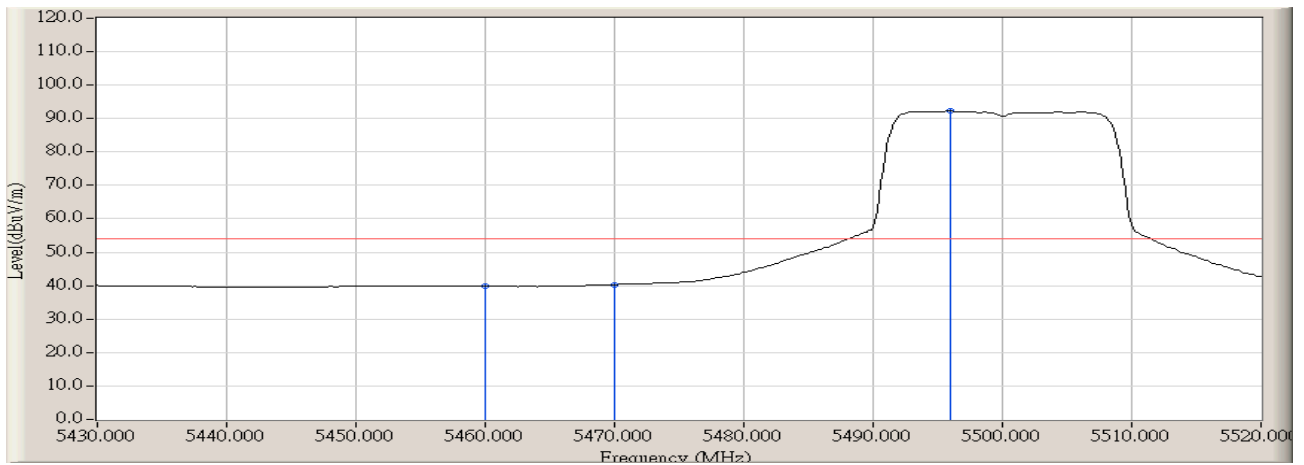
		Frequency (MHz)	Correct Factor (dB)	Reading Level (dBuV)	Measure Level (dBuV/m)	Margin (dB)	Limit (dBuV/m)	Detector Type
1	*	5324.800	4.386	92.943	97.329	N/A	N/A	AVERAGE
2		5350.000	4.455	42.124	46.578	-7.392	53.970	AVERAGE

Engineer : Jame	
Site : AC-2 (3m Semi-Anechoic Chamber)	Time : 2008/11/04 - 15:14
Limit : FCC_SpartC_15.209_03M_PK	Margin : 0
EUT : Wireless-A/N 26dBm Network Mini PCI Adapter	Probe : BBHA9120D_496(1-18GHz) - HORIZONTAL
Power : AC 120V/60Hz	Note : Mode 1: Transmit by 802.11a at channel 5500MHz



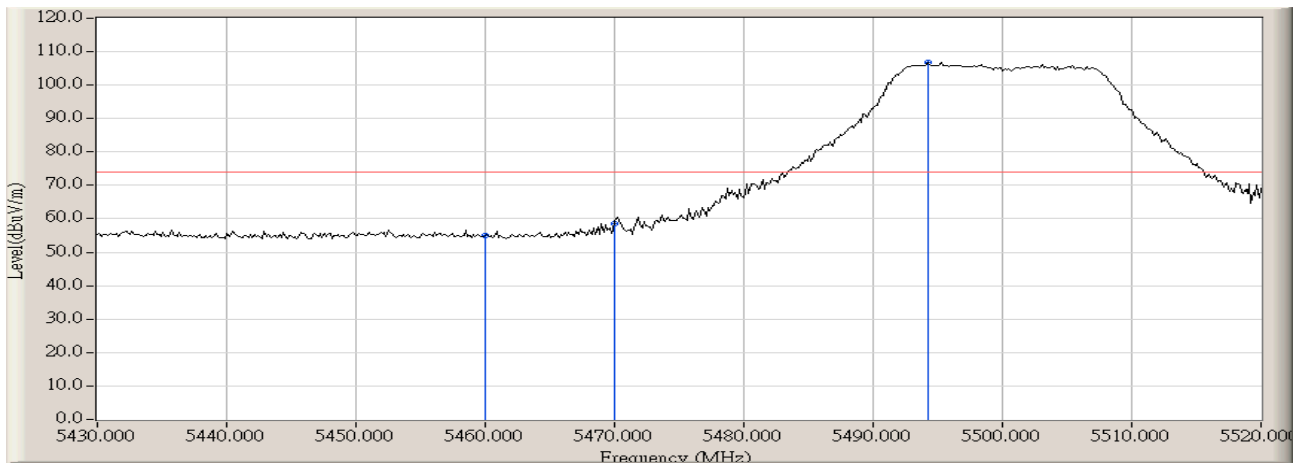
		Frequency (MHz)	Correct Factor (dB)	Reading Level (dBuV)	Measure Level (dBuV/m)	Margin (dB)	Limit (dBuV/m)	Detector Type
1		5460.000	4.845	47.446	52.291	-21.679	73.970	PEAK
2		5470.000	4.905	49.344	54.248	-34.052	88.300	PEAK
3	*	5494.800	5.038	98.769	103.807	N/A	N/A	PEAK

Engineer : Jame	
Site : AC-2 (3m Semi-Anechoic Chamber)	Time : 2008/11/04 - 15:14
Limit : FCC_SpartC_15.209_03M_AV	Margin : 0
EUT : Wireless-A/N 26dBm Network Mini PCI Adapter	Probe : BBHA9120D_496(1-18GHz) - HORIZONTAL
Power : AC 120V/60Hz	Note : Mode 1: Transmit by 802.11a at channel 5500MHz



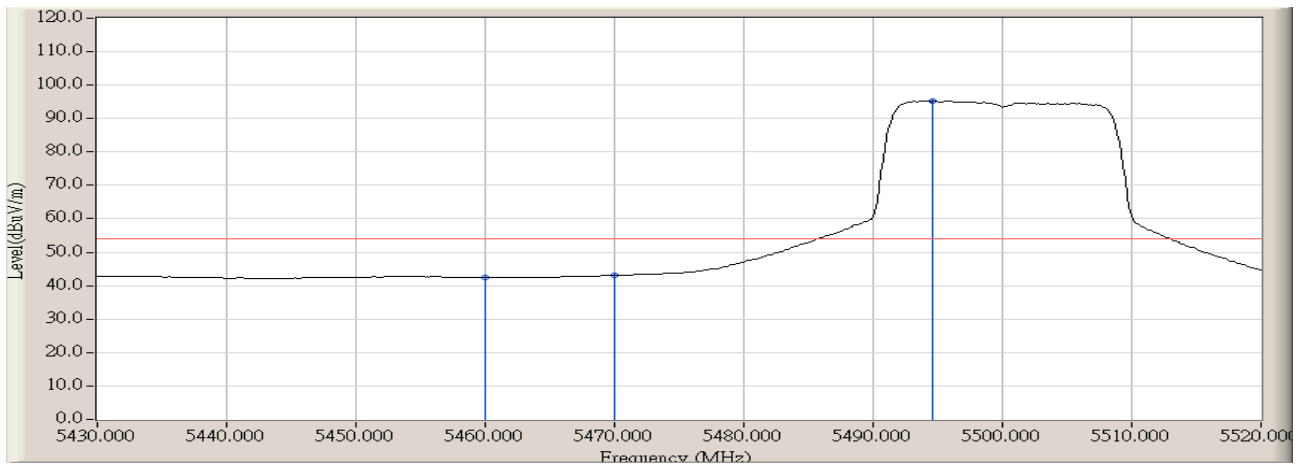
		Frequency (MHz)	Correct Factor (dB)	Reading Level (dBuV)	Measure Level (dBuV/m)	Margin (dB)	Limit (dBuV/m)	Detector Type
1		5460.000	4.845	34.943	39.788	-14.182	53.970	AVERAGE
2		5470.000	4.905	35.386	40.29	-28.010	68.300	AVERAGE
3	*	5496.000	5.043	87.220	92.263	N/A	N/A	AVERAGE

Engineer : Jame	
Site : AC-2 (3m Semi-Anechoic Chamber)	Time : 2008/11/04 - 15:36
Limit : FCC_SpartC_15.209_03M_PK	Margin : 0
EUT : Wireless-A/N 26dBm Network Mini PCI Adapter	Probe : BBHA9120D_496(1-18GHz) - VERTICAL
Power : AC 120V/60Hz	Note : Mode 1: Transmit by 802.11a at channel 5500MHz



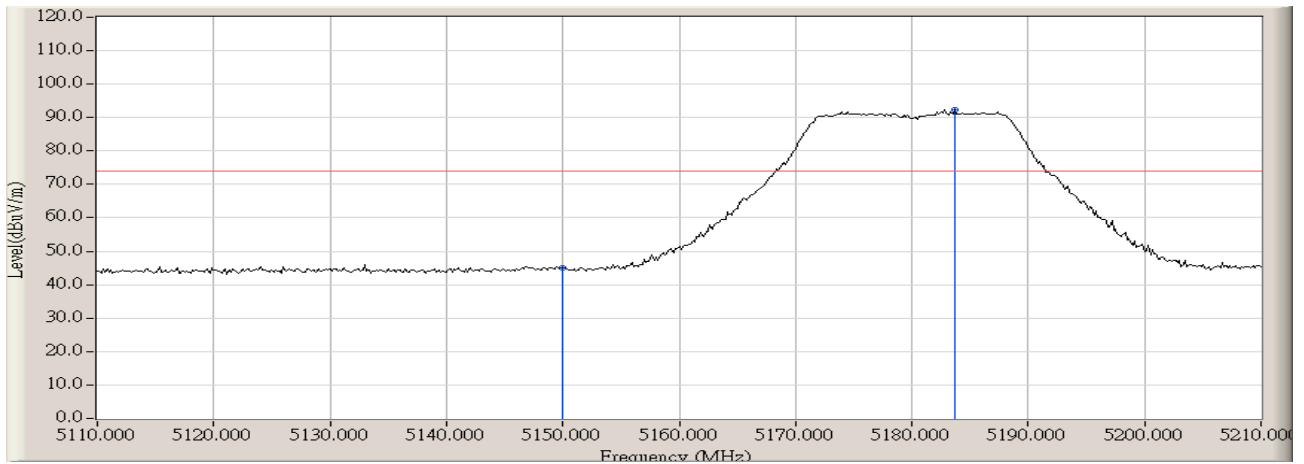
		Frequency (MHz)	Correct Factor (dB)	Reading Level (dBuV)	Measure Level (dBuV/m)	Margin (dB)	Limit (dBuV/m)	Detector Type
1		5460.000	4.845	50.235	55.080	-18.890	73.970	PEAK
2		5470.000	4.905	53.671	58.575	-29.725	88.300	PEAK
3	*	5494.200	5.035	101.633	106.669	N/A	N/A	PEAK

Engineer : Jame	
Site : AC-2 (3m Semi-Anechoic Chamber)	Time : 2008/11/04 - 15:36
Limit : FCC_SpartC_15.209_03M_AV	Margin : 0
EUT : Wireless-A/N 26dBm Network Mini PCI Adapter	Probe : BBHA9120D_496(1-18GHz) - VERTICAL
Power : AC 120V/60Hz	Note : Mode 1: Transmit by 802.11a at channel 5500MHz



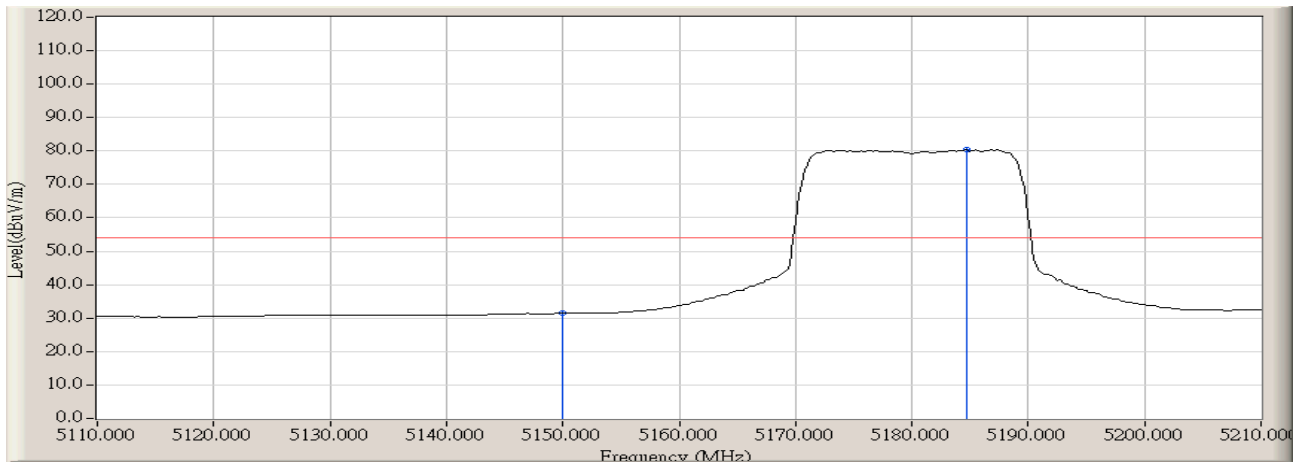
		Frequency (MHz)	Correct Factor (dB)	Reading Level (dBuV)	Measure Level (dBuV/m)	Margin (dB)	Limit (dBuV/m)	Detector Type
1		5460.000	4.845	37.667	42.512	-11.458	53.970	AVERAGE
2		5470.000	4.905	38.164	43.068	-25.232	68.300	AVERAGE
3	*	5494.650	5.037	90.189	95.226	N/A	N/A	AVERAGE

Engineer : Jame	
Site : AC-2 (3m Semi-Anechoic Chamber)	Time : 2008/11/04 - 15:46
Limit : FCC_SpartC_15.209_03M_PK	Margin : 0
EUT : Wireless-A/N 26dBm Network Mini PCI Adapter	Probe : BBHA9120D_496(1-18GHz) - HORIZONTAL
Power : AC 120V/60Hz	Note : Mode 2: Transmit by 802.11n(20MHz) at channel 5180MHz



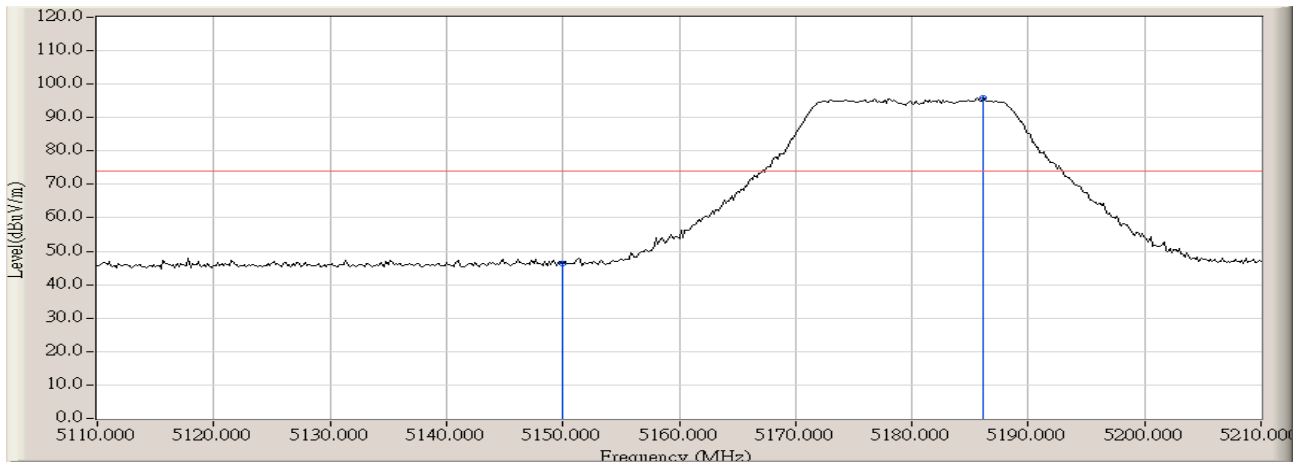
		Frequency (MHz)	Correct Factor (dB)	Reading Level (dBuV)	Measure Level (dBuV/m)	Margin (dB)	Limit (dBuV/m)	Detector Type
1		5150.000	3.979	41.171	45.149	-28.821	73.970	PEAK
2	*	5183.667	4.118	88.168	92.286	N/A	N/A	PEAK

Engineer : Jame	
Site : AC-2 (3m Semi-Anechoic Chamber)	Time : 2008/11/04 - 15:47
Limit : FCC_SpartC_15.209_03M_AV	Margin : 0
EUT : Wireless-A/N 26dBm Network Mini PCI Adapter	Probe : BBHA9120D_496(1-18GHz) - HORIZONTAL
Power : AC 120V/60Hz	Note : Mode 2: Transmit by 802.11n(20MHz) at channel 5180MHz



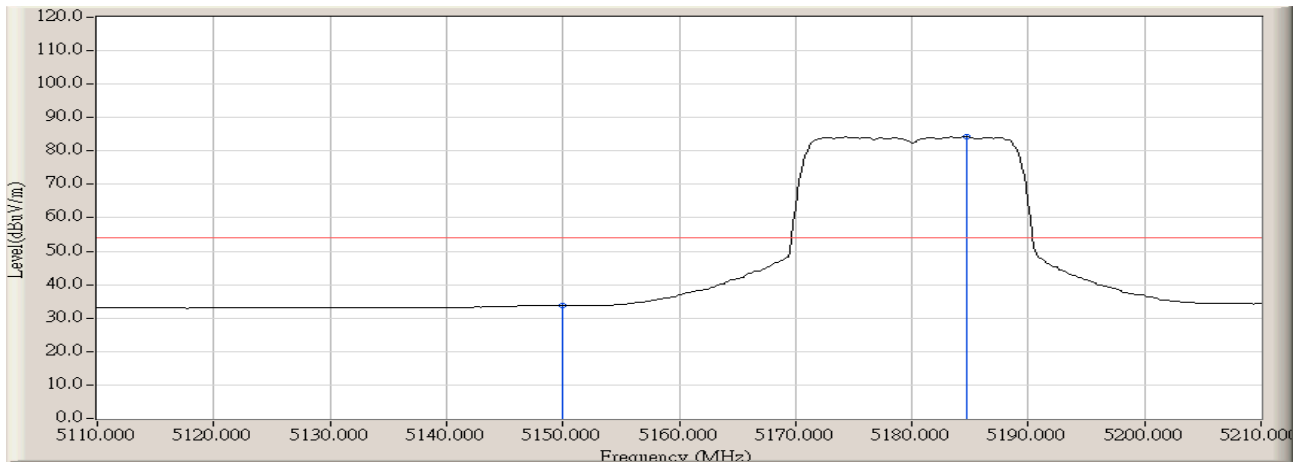
		Frequency (MHz)	Correct Factor (dB)	Reading Level (dBuV)	Measure Level (dBuV/m)	Margin (dB)	Limit (dBuV/m)	Detector Type
1		5150.000	3.979	27.452	31.430	-22.540	53.970	AVERAGE
2	*	5184.667	4.123	76.230	80.353	N/A	N/A	AVERAGE

Engineer : Jame	
Site : AC-2 (3m Semi-Anechoic Chamber)	Time : 2008/11/04 - 15:50
Limit : FCC_SpartC_15.209_03M_PK	Margin : 0
EUT : Wireless-A/N 26dBm Network Mini PCI Adapter	Probe : BBHA9120D_496(1-18GHz) - VERTICAL
Power : AC 120V/60Hz	Note : Mode 2: Transmit by 802.11n(20MHz) at channel 5180MHz



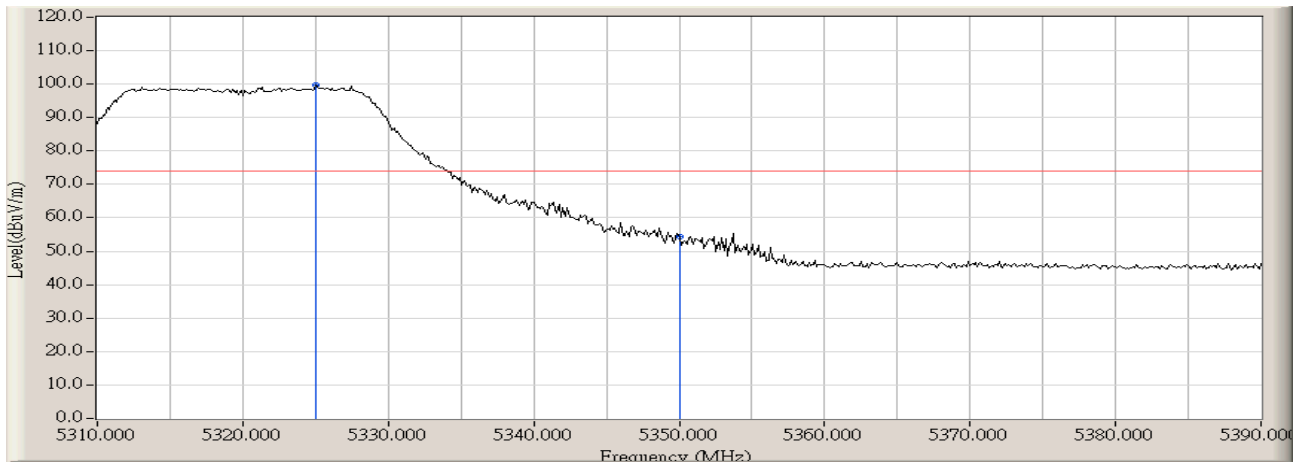
		Frequency (MHz)	Correct Factor (dB)	Reading Level (dBuV)	Measure Level (dBuV/m)	Margin (dB)	Limit (dBuV/m)	Detector Type
1		5150.000	3.979	42.356	46.334	-27.636	73.970	PEAK
2	*	5186.167	4.129	91.705	95.835	N/A	N/A	PEAK

Engineer : Jame	
Site : AC-2 (3m Semi-Anechoic Chamber)	Time : 2008/11/04 - 15:50
Limit : FCC_SpartC_15.209_03M_AV	Margin : 0
EUT : Wireless-A/N 26dBm Network Mini PCI Adapter	Probe : BBHA9120D_496(1-18GHz) - VERTICAL
Power : AC 120V/60Hz	Note : Mode 2: Transmit by 802.11n(20MHz) at channel 5180MHz



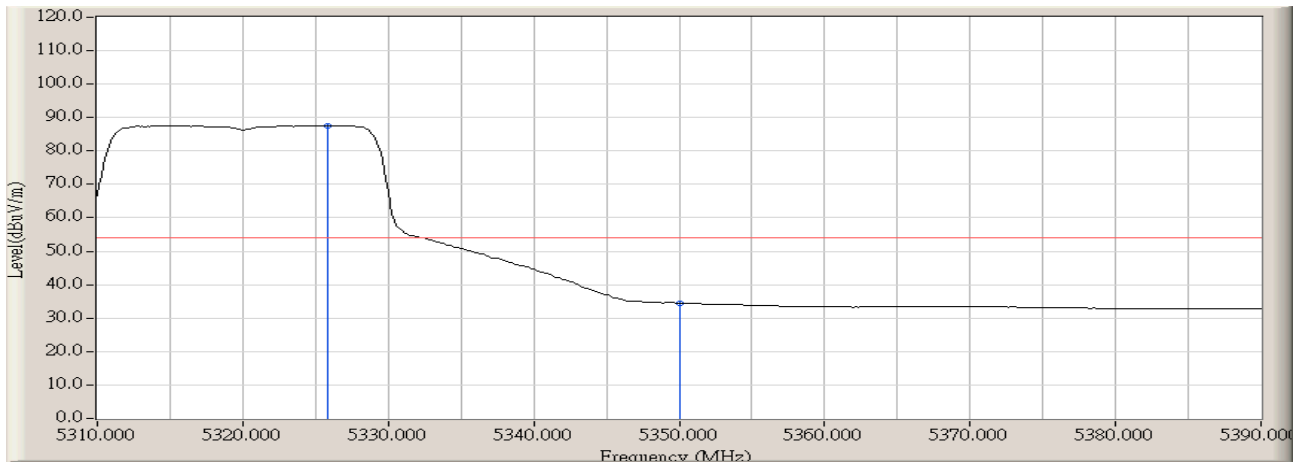
		Frequency (MHz)	Correct Factor (dB)	Reading Level (dBuV)	Measure Level (dBuV/m)	Margin (dB)	Limit (dBuV/m)	Detector Type
1		5150.000	3.979	29.745	33.723	-20.247	53.970	AVERAGE
2	*	5184.667	4.123	80.093	84.216	N/A	N/A	AVERAGE

Engineer : Jame	
Site : AC-2 (3m Semi-Anechoic Chamber)	Time : 2008/11/04 - 15:53
Limit : FCC_SpartC_15.209_03M_PK	Margin : 0
EUT : Wireless-A/N 26dBm Network Mini PCI Adapter	Probe : BBHA9120D_496(1-18GHz) - HORIZONTAL
Power : AC 120V/60Hz	Note : Mode 2: Transmit by 802.11n(20MHz) at channel 5320MHz



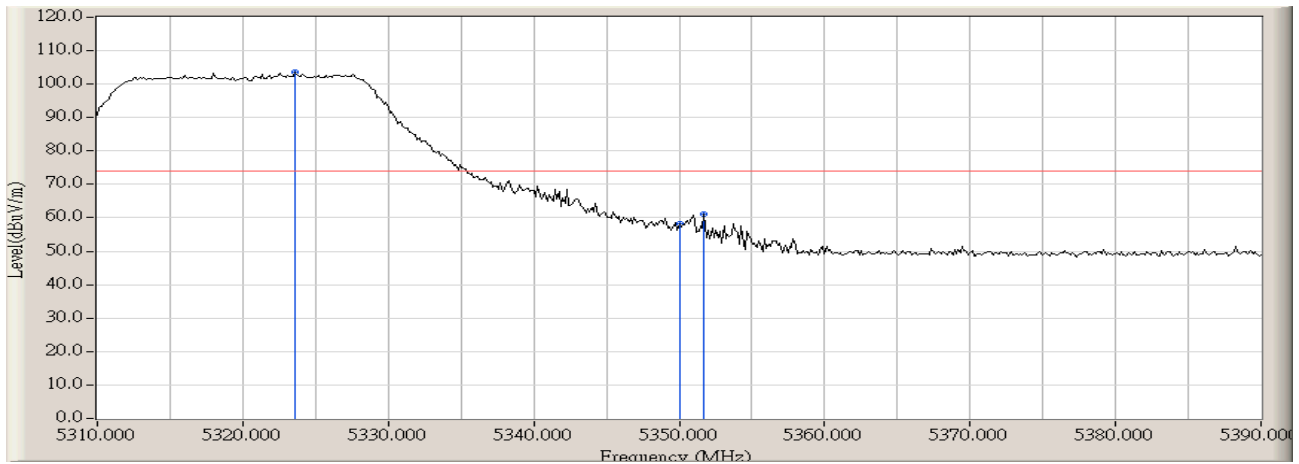
		Frequency (MHz)	Correct Factor (dB)	Reading Level (dBuV)	Measure Level (dBuV/m)	Margin (dB)	Limit (dBuV/m)	Detector Type
1	*	5325.067	4.386	95.239	99.626	N/A	N/A	PEAK
2		5350.000	4.455	49.870	54.324	-19.646	73.970	PEAK

Engineer : Jame	
Site : AC-2 (3m Semi-Anechoic Chamber)	Time : 2008/11/04 - 15:54
Limit : FCC_SpartC_15.209_03M_AV	Margin : 0
EUT : Wireless-A/N 26dBm Network Mini PCI Adapter	Probe : BBHA9120D_496(1-18GHz) - HORIZONTAL
Power : AC 120V/60Hz	Note : Mode 2: Transmit by 802.11n(20MHz) at channel 5320MHz



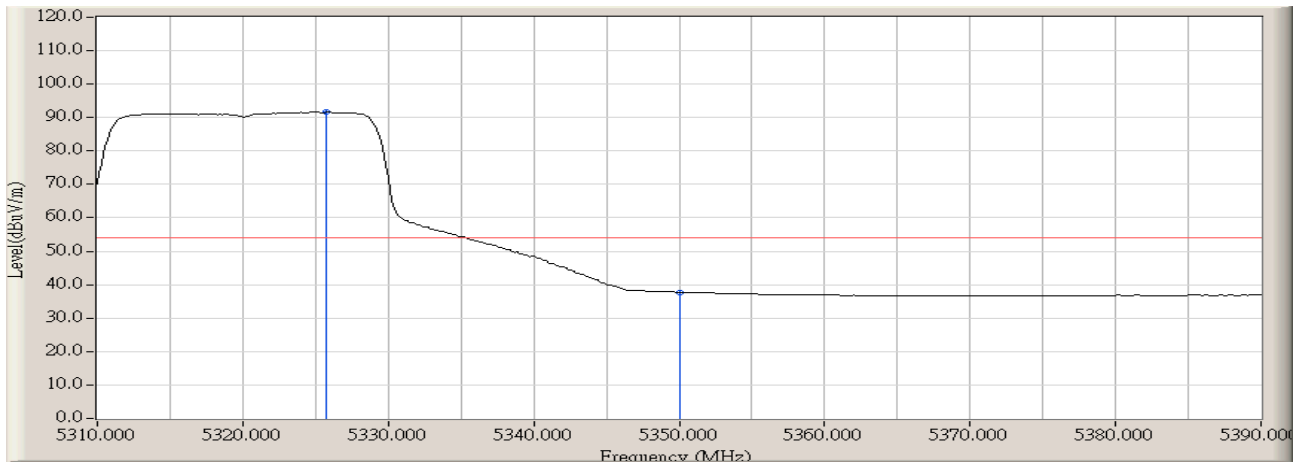
		Frequency (MHz)	Correct Factor (dB)	Reading Level (dBuV)	Measure Level (dBuV/m)	Margin (dB)	Limit (dBuV/m)	Detector Type
1	*	5325.867	4.388	83.253	87.642	N/A	N/A	AVERAGE
2		5350.000	4.455	30.012	34.466	-19.504	53.970	AVERAGE

Engineer : Jame	
Site : AC-2 (3m Semi-Anechoic Chamber)	Time : 2008/11/04 - 15:55
Limit : FCC_SpartC_15.209_03M_PK	Margin : 0
EUT : Wireless-A/N 26dBm Network Mini PCI Adapter	Probe : BBHA9120D_496(1-18GHz) - VERTICAL
Power : AC 120V/60Hz	Note : Mode 2: Transmit by 802.11n(20MHz) at channel 5320MHz



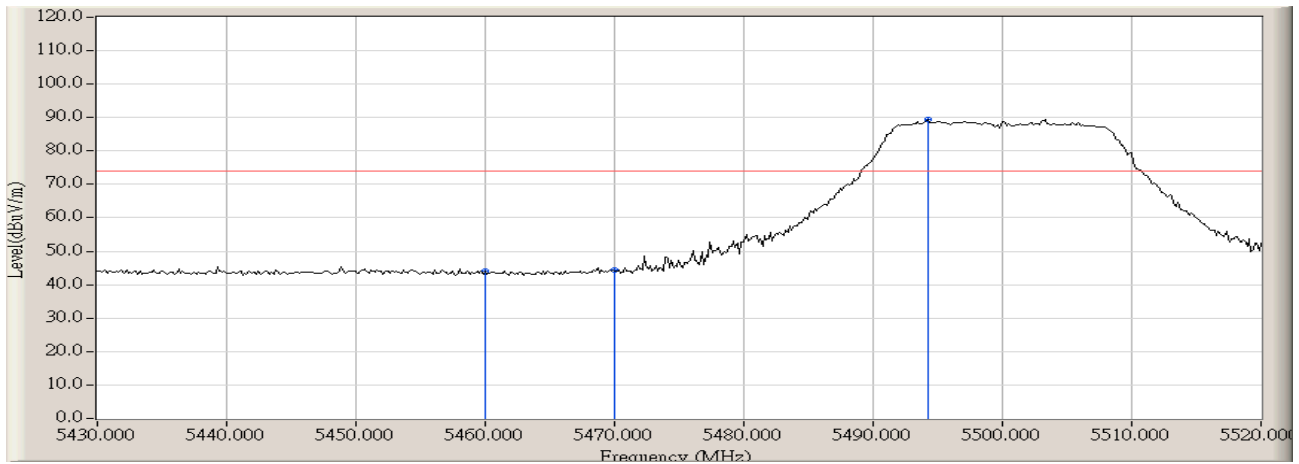
		Frequency (MHz)	Correct Factor (dB)	Reading Level (dBuV)	Measure Level (dBuV/m)	Margin (dB)	Limit (dBuV/m)	Detector Type
1	*	5323.600	4.383	99.151	103.534	N/A	N/A	PEAK
2		5350.000	4.455	53.877	58.331	-15.639	73.970	PEAK
3		5351.733	4.459	56.515	60.974	-12.996	73.970	PEAK

Engineer : Jame	
Site : AC-2 (3m Semi-Anechoic Chamber)	Time : 2008/11/04 - 15:56
Limit : FCC_SpartC_15.209_03M_AV	Margin : 0
EUT : Wireless-A/N 26dBm Network Mini PCI Adapter	Probe : BBHA9120D_496(1-18GHz) - VERTICAL
Power : AC 120V/60Hz	Note : Mode 2: Transmit by 802.11n(20MHz) at channel 5320MHz



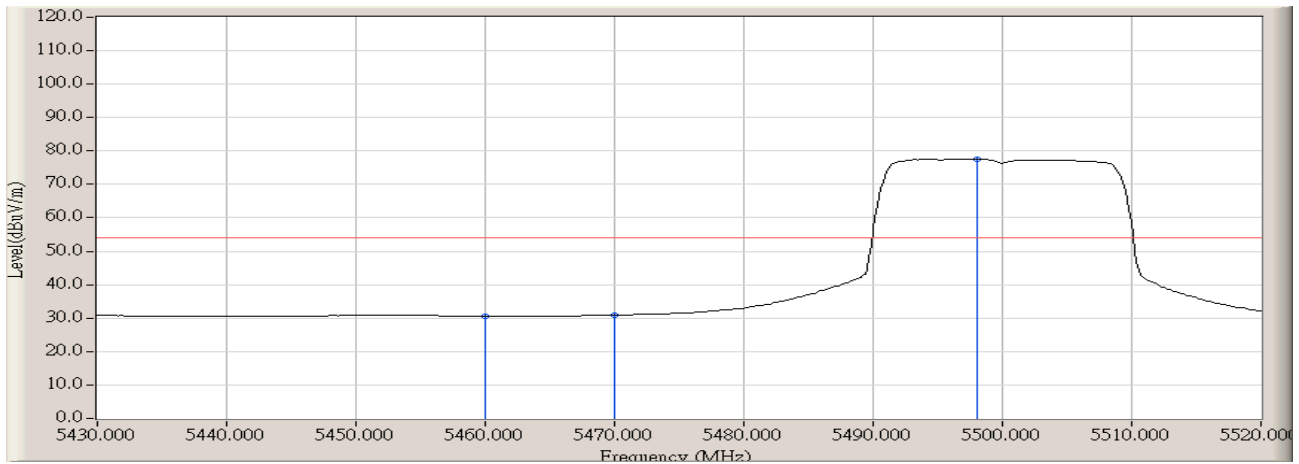
		Frequency (MHz)	Correct Factor (dB)	Reading Level (dBuV)	Measure Level (dBuV/m)	Margin (dB)	Limit (dBuV/m)	Detector Type
1	*	5325.733	4.388	87.233	91.621	N/A	N/A	AVERAGE
2		5350.000	4.455	33.238	37.692	-16.278	53.970	AVERAGE

Engineer : Jame	
Site : AC-2 (3m Semi-Anechoic Chamber)	Time : 2008/11/04 - 16:05
Limit : FCC_SpartC_15.209_03M_PK	Margin : 0
EUT : Wireless-A/N 26dBm Network Mini PCI Adapter	Probe : BBHA9120D_496(1-18GHz) - HORIZONTAL
Power : AC 120V/60Hz	Note : Mode 2: Transmit by 802.11n(20MHz) at channel 5500MHz



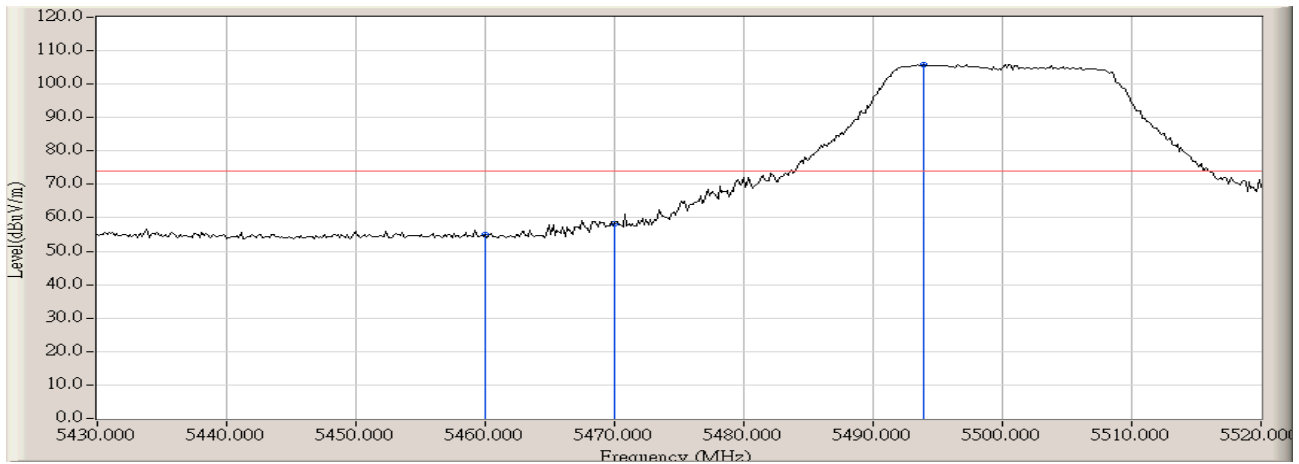
		Frequency (MHz)	Correct Factor (dB)	Reading Level (dBuV)	Measure Level (dBuV/m)	Margin (dB)	Limit (dBuV/m)	Detector Type
1		5460.000	4.845	39.129	43.974	-29.996	73.970	PEAK
2		5470.000	4.905	39.360	44.264	-44.036	88.300	PEAK
3	*	5494.200	5.035	84.339	89.375	N/A	N/A	PEAK

Engineer : Jame	
Site : AC-2 (3m Semi-Anechoic Chamber)	Time : 2008/11/04 - 16:06
Limit : FCC_SpartC_15.209_03M_AV	Margin : 0
EUT : Wireless-A/N 26dBm Network Mini PCI Adapter	Probe : BBHA9120D_496(1-18GHz) - HORIZONTAL
Power : AC 120V/60Hz	Note : Mode 2: Transmit by 802.11n(20MHz) at channel 5500MHz



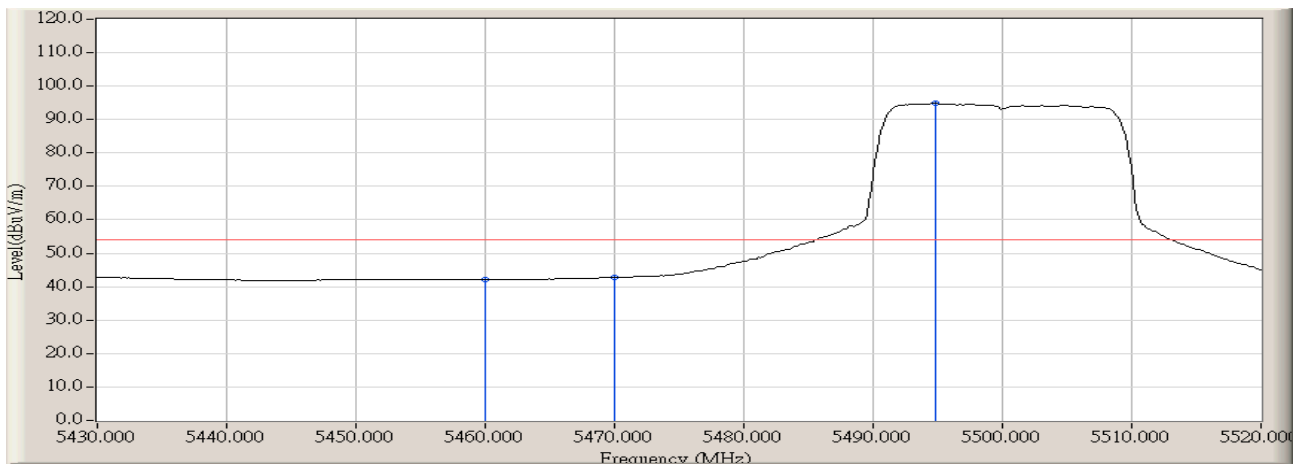
		Frequency (MHz)	Correct Factor (dB)	Reading Level (dBuV)	Measure Level (dBuV/m)	Margin (dB)	Limit (dBuV/m)	Detector Type
1		5460.000	4.845	25.660	30.505	-23.465	53.970	AVERAGE
2		5470.000	4.905	26.001	30.905	-37.395	68.300	AVERAGE
3	*	5498.100	5.052	72.503	77.555	N/A	N/A	AVERAGE

Engineer : Jame	
Site : AC-2 (3m Semi-Anechoic Chamber)	Time : 2008/11/04 - 16:10
Limit : FCC_SpartC_15.209_03M_PK	Margin : 0
EUT : Wireless-A/N 26dBm Network Mini PCI Adapter	Probe : BBHA9120D_496(1-18GHz) - VERTICAL
Power : AC 120V/60Hz	Note : Mode 2: Transmit by 802.11n(20MHz) at channel 5500MHz



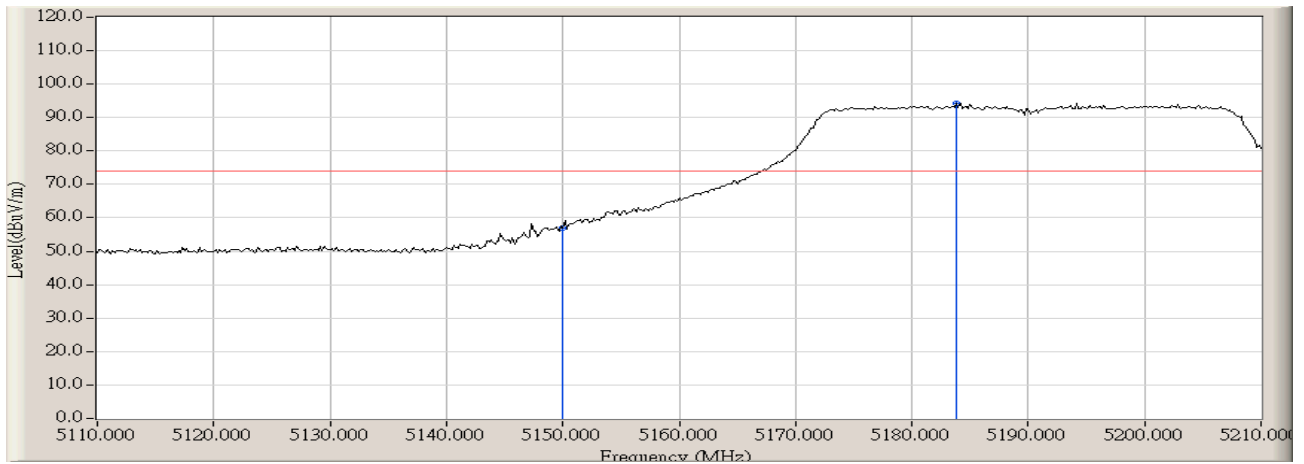
		Frequency (MHz)	Correct Factor (dB)	Reading Level (dBuV)	Measure Level (dBuV/m)	Margin (dB)	Limit (dBuV/m)	Detector Type
1		5460.000	4.845	50.109	54.954	-19.016	73.970	PEAK
2		5470.000	4.905	53.324	58.228	-30.072	88.300	PEAK
3	*	5493.900	5.035	100.961	105.995	N/A	N/A	PEAK

Engineer : Jame	
Site : AC-2 (3m Semi-Anechoic Chamber)	Time : 2008/11/04 - 16:11
Limit : FCC_SpartC_15.209_03M_AV	Margin : 0
EUT : Wireless-A/N 26dBm Network Mini PCI Adapter	Probe : BBHA9120D_496(1-18GHz) - VERTICAL
Power : AC 120V/60Hz	Note : Mode 2: Transmit by 802.11n(20MHz) at channel 5500MHz



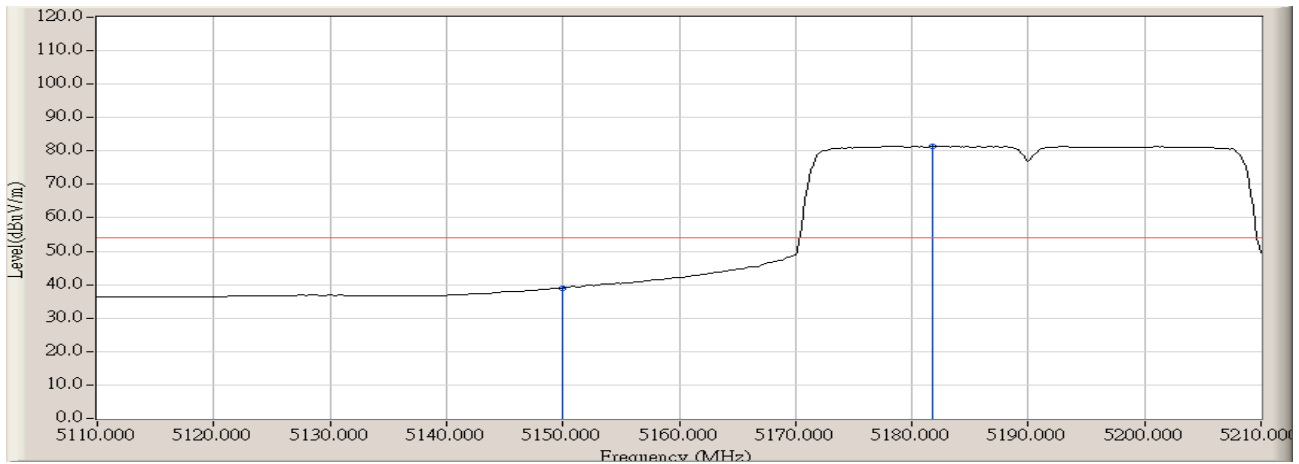
		Frequency (MHz)	Correct Factor (dB)	Reading Level (dBuV)	Measure Level (dBuV/m)	Margin (dB)	Limit (dBuV/m)	Detector Type
1		5460.000	4.845	37.297	42.142	-11.828	53.970	AVERAGE
2		5470.000	4.905	37.851	42.755	-25.545	68.300	AVERAGE
3	*	5494.800	5.038	89.907	94.945	N/A	N/A	AVERAGE

Engineer : Jame	
Site : AC-2 (3m Semi-Anechoic Chamber)	Time : 2008/11/04 - 16:47
Limit : FCC_SpartC_15.209_03M_PK	Margin : 0
EUT : Wireless-A/N 26dBm Network Mini PCI Adapter	Probe : BBHA9120D_496(1-18GHz) - HORIZONTAL
Power : AC 120V/60Hz	Note : Mode 3: Transmit by 802.11n(40MHz) at channel 5190MHz



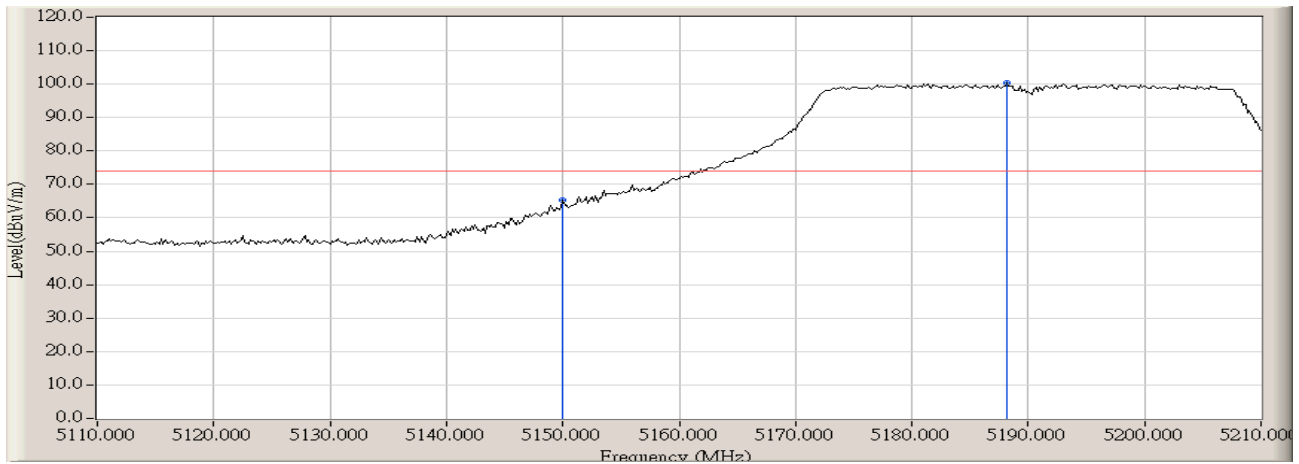
		Frequency (MHz)	Correct Factor (dB)	Reading Level (dBuV)	Measure Level (dBuV/m)	Margin (dB)	Limit (dBuV/m)	Detector Type
1		5150.000	3.979	52.957	56.935	-17.035	73.970	PEAK
2	*	5183.833	4.118	90.288	94.407	N/A	N/A	PEAK

Engineer : Jame	
Site : AC-2 (3m Semi-Anechoic Chamber)	Time : 2008/11/04 - 16:48
Limit : FCC_SpartC_15.209_03M_AV	Margin : 0
EUT : Wireless-A/N 26dBm Network Mini PCI Adapter	Probe : BBHA9120D_496(1-18GHz) - HORIZONTAL
Power : AC 120V/60Hz	Note : Mode 3: Transmit by 802.11n(40MHz) at channel 5190MHz



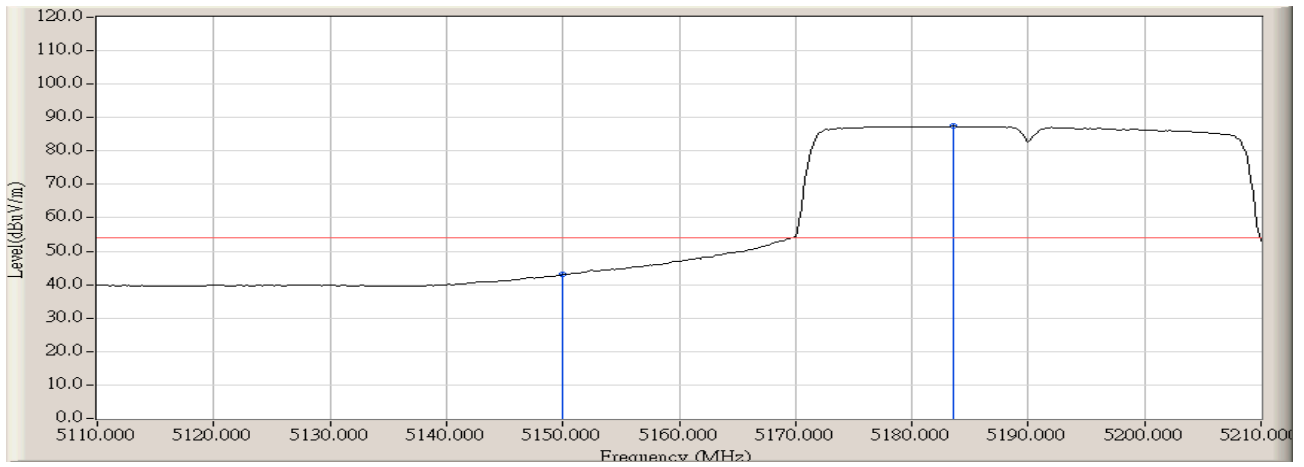
		Frequency (MHz)	Correct Factor (dB)	Reading Level (dBuV)	Measure Level (dBuV/m)	Margin (dB)	Limit (dBuV/m)	Detector Type
1		5150.000	3.979	35.065	39.043	-14.927	53.970	AVERAGE
2	*	5181.833	4.110	77.317	81.426	N/A	N/A	AVERAGE

Engineer : Jame	
Site : AC-2 (3m Semi-Anechoic Chamber)	Time : 2008/11/04 - 16:51
Limit : FCC_SpartC_15.209_03M_PK	Margin : 0
EUT : Wireless-A/N 26dBm Network Mini PCI Adapter	Probe : BBHA9120D_496(1-18GHz) - VERTICAL
Power : AC 120V/60Hz	Note : Mode 3: Transmit by 802.11n(40MHz) at channel 5190MHz



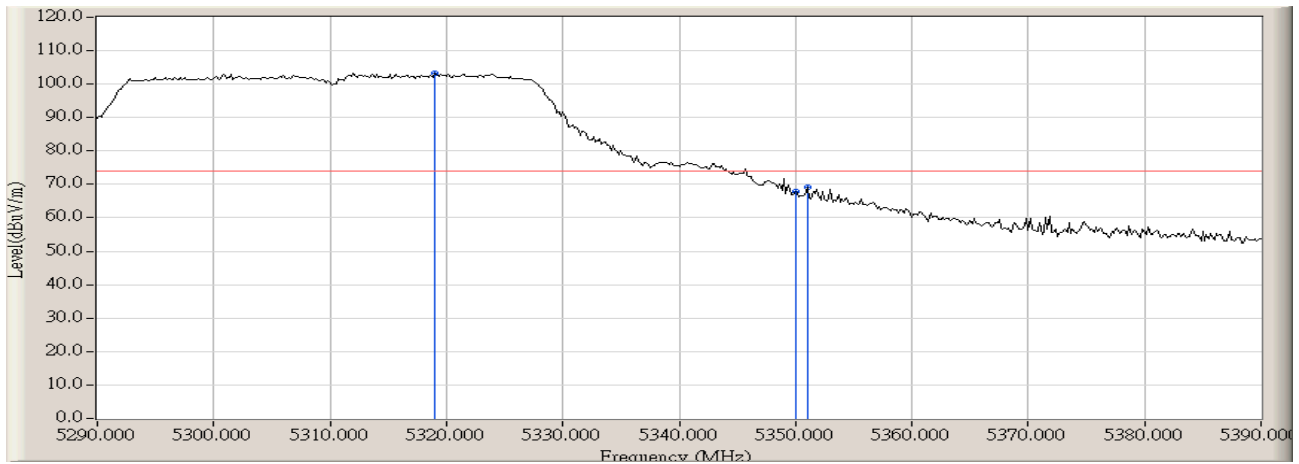
		Frequency (MHz)	Correct Factor (dB)	Reading Level (dBuV)	Measure Level (dBuV/m)	Margin (dB)	Limit (dBuV/m)	Detector Type
1		5150.000	3.979	61.366	65.344	-8.626	73.970	PEAK
2	*	5188.167	4.140	96.143	100.282	N/A	N/A	PEAK

Engineer : Jame	
Site : AC-2 (3m Semi-Anechoic Chamber)	Time : 2008/11/04 - 16:52
Limit : FCC_SpartC_15.209_03M_AV	Margin : 0
EUT : Wireless-A/N 26dBm Network Mini PCI Adapter	Probe : BBHA9120D_496(1-18GHz) - VERTICAL
Power : AC 120V/60Hz	Note : Mode 3: Transmit by 802.11n(40MHz) at channel 5190MHz



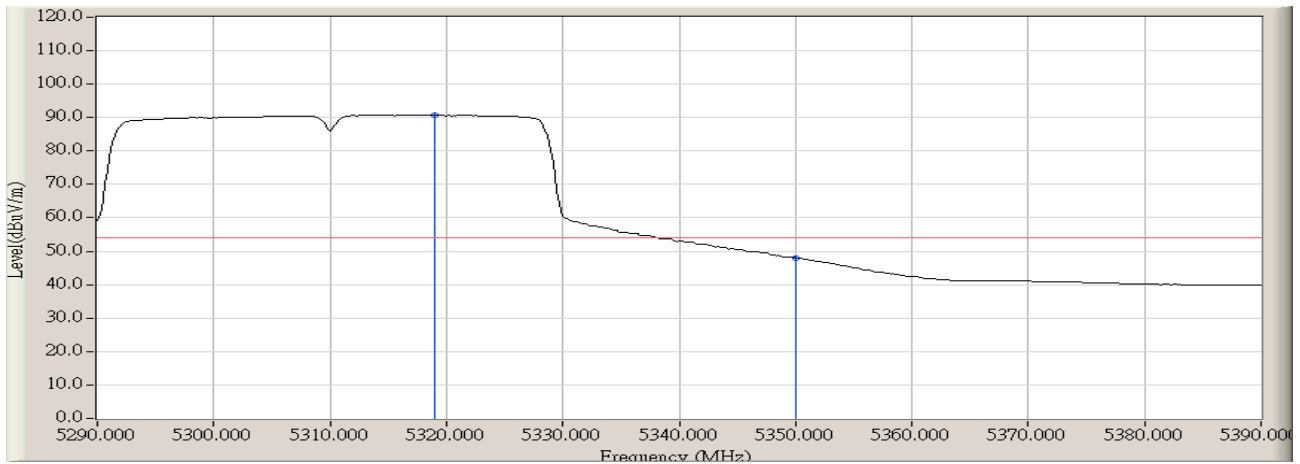
		Frequency (MHz)	Correct Factor (dB)	Reading Level (dBuV)	Measure Level (dBuV/m)	Margin (dB)	Limit (dBuV/m)	Detector Type
1		5150.000	3.979	39.030	43.008	-10.962	53.970	AVERAGE
2	*	5183.500	4.118	83.266	87.383	N/A	N/A	AVERAGE

Engineer : Jame	
Site : AC-2 (3m Semi-Anechoic Chamber)	Time : 2008/11/04 - 16:57
Limit : FCC_SpartC_15.209_03M_PK	Margin : 0
EUT : Wireless-A/N 26dBm Network Mini PCI Adapter	Probe : BBHA9120D_496(1-18GHz) - HORIZONTAL
Power : AC 120V/60Hz	Note : Mode 3: Transmit by 802.11n(40MHz) at channel 5310MHz



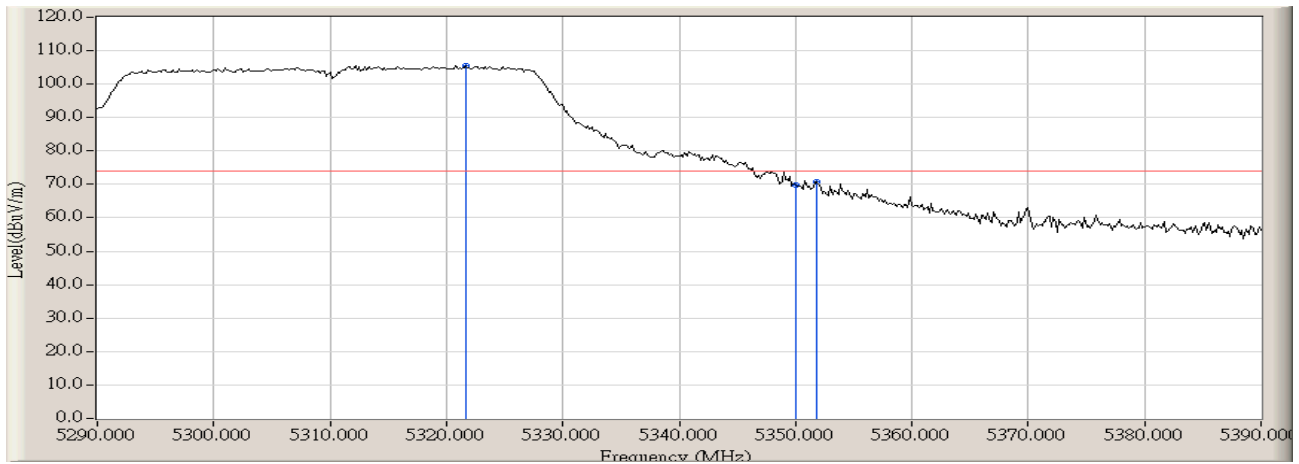
		Frequency (MHz)	Correct Factor (dB)	Reading Level (dBuV)	Measure Level (dBuV/m)	Margin (dB)	Limit (dBuV/m)	Detector Type
1	*	5319.000	4.373	98.845	103.217	N/A	N/A	PEAK
2		5350.000	4.455	63.299	67.753	-6.217	73.970	PEAK
3		5351.000	4.457	64.869	69.326	-4.644	73.970	PEAK

Engineer : Jame	
Site : AC-2 (3m Semi-Anechoic Chamber)	Time : 2008/11/04 - 16:58
Limit : FCC_SpartC_15.209_03M_AV	Margin : 0
EUT : Wireless-A/N 26dBm Network Mini PCI Adapter	Probe : BBHA9120D_496(1-18GHz) - HORIZONTAL
Power : AC 120V/60Hz	Note : Mode 3: Transmit by 802.11n(40MHz) at channel 5310MHz



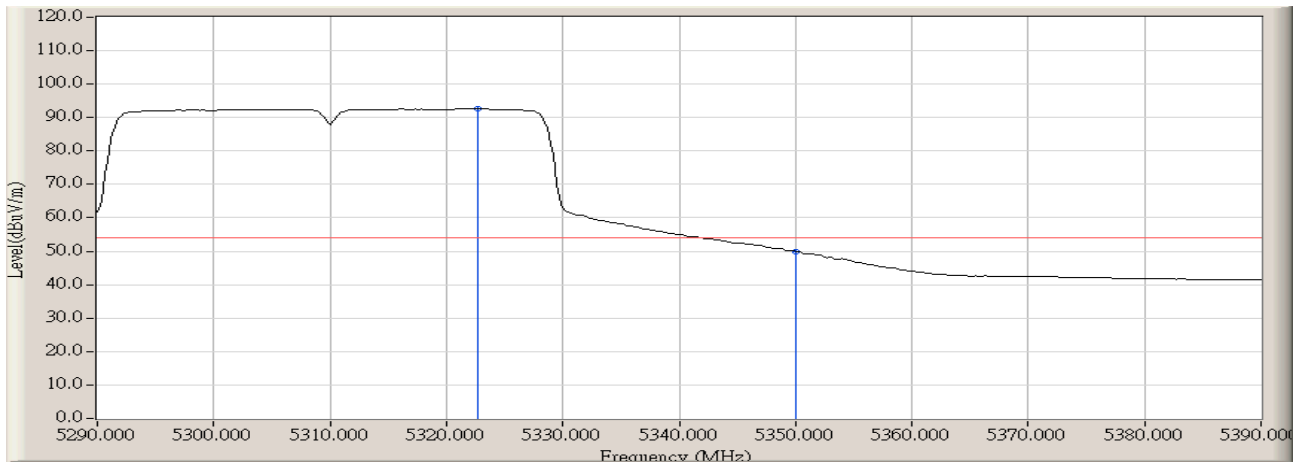
		Frequency (MHz)	Correct Factor (dB)	Reading Level (dBuV)	Measure Level (dBuV/m)	Margin (dB)	Limit (dBuV/m)	Detector Type
1	*	5319.000	4.373	86.365	90.737	N/A	N/A	AVERAGE
2		5350.000	4.455	43.561	48.015	-5.955	53.970	AVERAGE

Engineer : Jame	
Site : AC-2 (3m Semi-Anechoic Chamber)	Time : 2008/11/04 - 16:59
Limit : FCC_SpartC_15.209_03M_PK	Margin : 0
EUT : Wireless-A/N 26dBm Network Mini PCI Adapter	Probe : BBHA9120D_496(1-18GHz) - VERTICAL
Power : AC 120V/60Hz	Note : Mode 3: Transmit by 802.11n(40MHz) at channel 5310MHz



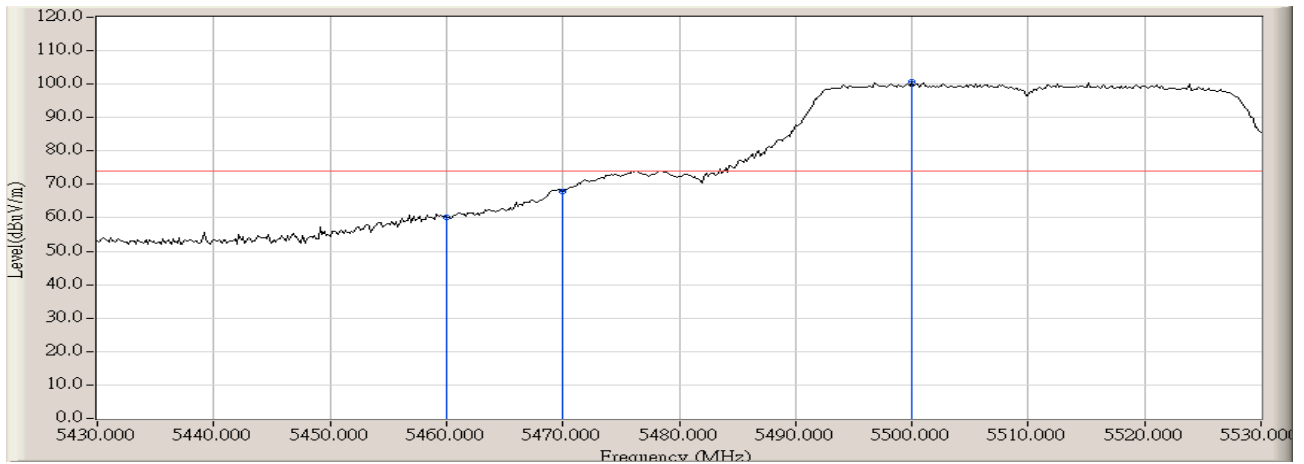
		Frequency (MHz)	Correct Factor (dB)	Reading Level (dBuV)	Measure Level (dBuV/m)	Margin (dB)	Limit (dBuV/m)	Detector Type
1	*	5321.667	4.378	101.244	105.623	N/A	N/A	PEAK
2		5350.000	4.455	65.239	69.693	-4.277	73.970	PEAK
3		5351.833	4.459	66.332	70.792	-3.178	73.970	PEAK

Engineer : Jame	
Site : AC-2 (3m Semi-Anechoic Chamber)	Time : 2008/11/04 - 17:00
Limit : FCC_SpartC_15.209_03M_AV	Margin : 0
EUT : Wireless-A/N 26dBm Network Mini PCI Adapter	Probe : BBHA9120D_496(1-18GHz) - VERTICAL
Power : AC 120V/60Hz	Note : Mode 3: Transmit by 802.11n(40MHz) at channel 5310MHz



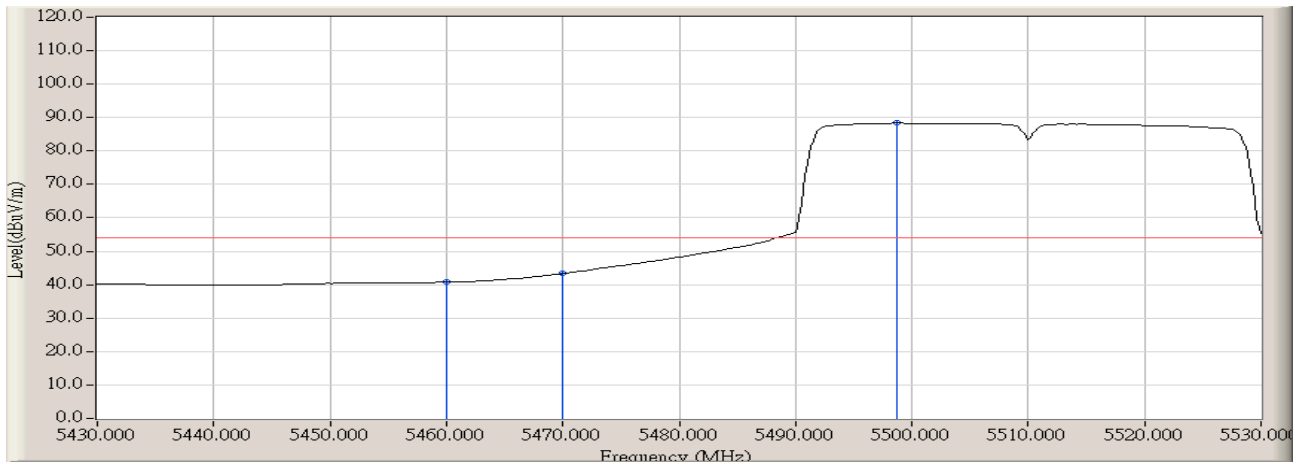
		Frequency (MHz)	Correct Factor (dB)	Reading Level (dBuV)	Measure Level (dBuV/m)	Margin (dB)	Limit (dBuV/m)	Detector Type
1	*	5322.667	4.381	88.253	92.634	N/A	N/A	AVERAGE
2		5350.000	4.455	45.569	50.023	-3.947	53.970	AVERAGE

Engineer : Jame	
Site : AC-2 (3m Semi-Anechoic Chamber)	Time : 2008/11/04 - 17:04
Limit : FCC_SpartC_15.209_03M_PK	Margin : 0
EUT : Wireless-A/N 26dBm Network Mini PCI Adapter	Probe : BBHA9120D_496(1-18GHz) - HORIZONTAL
Power : AC 120V/60Hz	Note : Mode 3: Transmit by 802.11n(40MHz) at channel 5510MHz



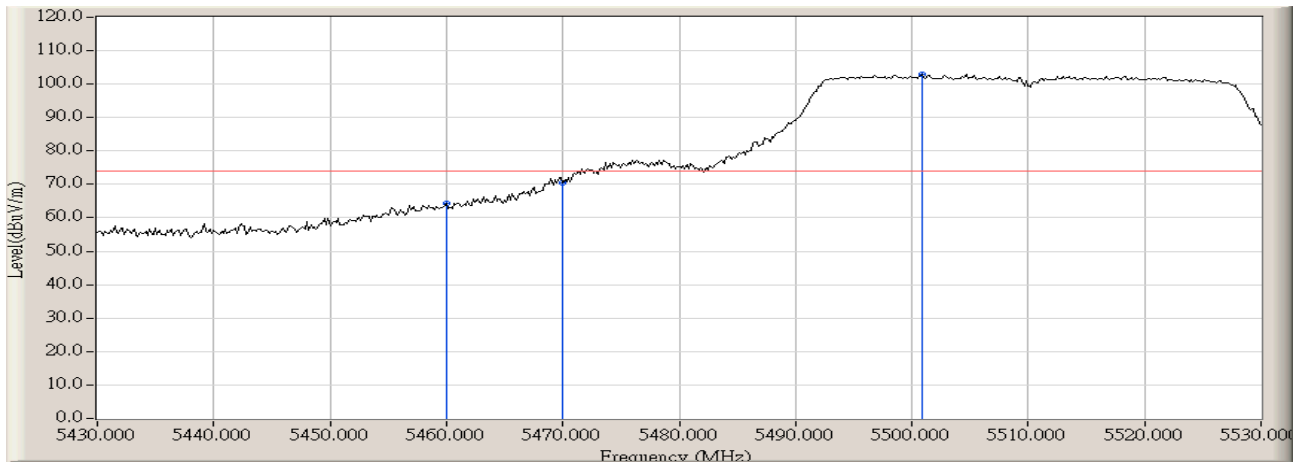
		Frequency (MHz)	Correct Factor (dB)	Reading Level (dBuV)	Measure Level (dBuV/m)	Margin (dB)	Limit (dBuV/m)	Detector Type
1		5460.000	4.845	55.403	60.248	-13.722	73.970	PEAK
2		5470.000	4.905	63.123	68.027	-20.273	88.300	PEAK
3	*	5500.000	5.059	95.700	100.759	N/A	N/A	PEAK

Engineer : Jame	
Site : AC-2 (3m Semi-Anechoic Chamber)	Time : 2008/11/04 - 17:05
Limit : FCC_SpartC_15.209_03M_AV	Margin : 0
EUT : Wireless-A/N 26dBm Network Mini PCI Adapter	Probe : BBHA9120D_496(1-18GHz) - HORIZONTAL
Power : AC 120V/60Hz	Note : Mode 3: Transmit by 802.11n(40MHz) at channel 5510MHz



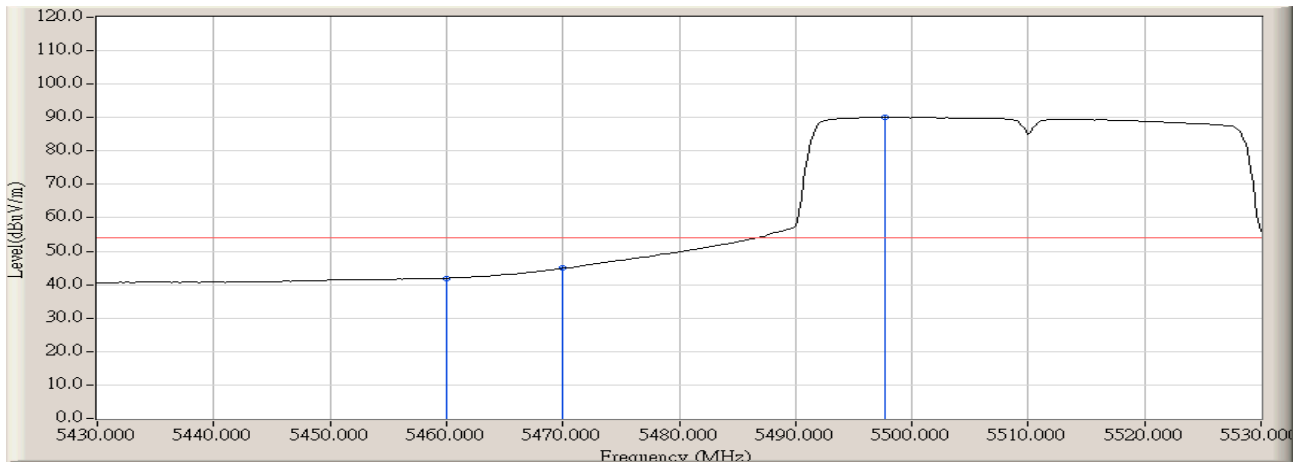
		Frequency (MHz)	Correct Factor (dB)	Reading Level (dBuV)	Measure Level (dBuV/m)	Margin (dB)	Limit (dBuV/m)	Detector Type
1		5460.000	4.845	35.897	40.742	-13.228	53.970	AVERAGE
2		5470.000	4.905	38.448	43.352	-24.948	68.300	AVERAGE
3	*	5498.667	5.054	83.324	88.378	N/A	N/A	AVERAGE

Engineer : Jame	
Site : AC-2 (3m Semi-Anechoic Chamber)	Time : 2008/11/04 - 17:08
Limit : FCC_SpartC_15.209_03M_PK	Margin : 0
EUT : Wireless-A/N 26dBm Network Mini PCI Adapter	Probe : BBHA9120D_496(1-18GHz) - VERTICAL
Power : AC 120V/60Hz	Note : Mode 3: Transmit by 802.11n(40MHz) at channel 5510MHz



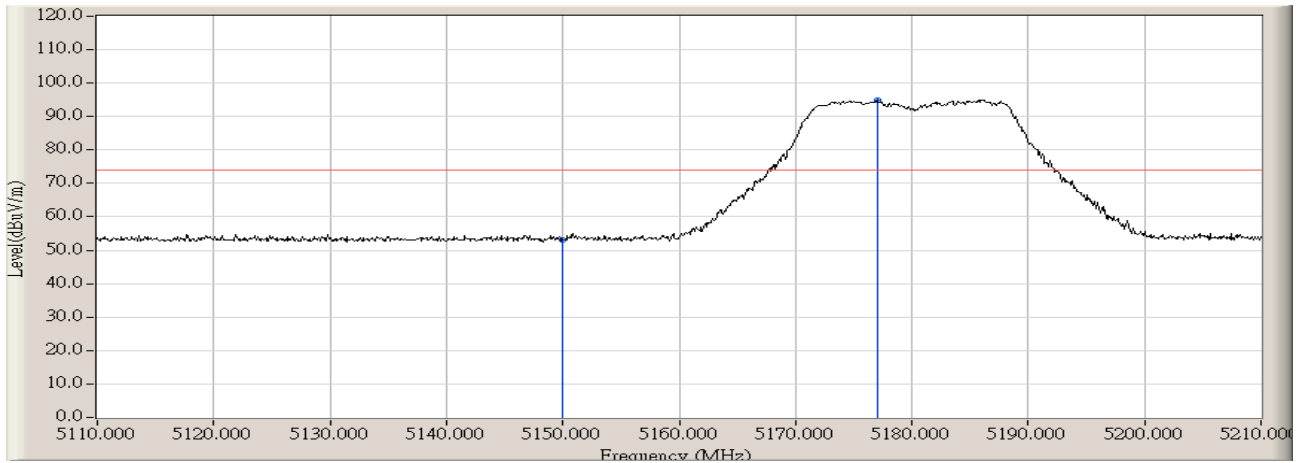
		Frequency (MHz)	Correct Factor (dB)	Reading Level (dBuV)	Measure Level (dBuV/m)	Margin (dB)	Limit (dBuV/m)	Detector Type
1		5460.000	4.845	59.559	64.404	-9.566	73.970	PEAK
2		5470.000	4.905	65.447	70.351	-17.949	88.300	PEAK
3	*	5500.833	5.062	97.955	103.018	N/A	N/A	PEAK

Engineer : Jame	
Site : AC-2 (3m Semi-Anechoic Chamber)	Time : 2008/11/04 - 17:08
Limit : FCC_SpartC_15.209_03M_AV	Margin : 0
EUT : Wireless-A/N 26dBm Network Mini PCI Adapter	Probe : BBHA9120D_496(1-18GHz) - VERTICAL
Power : AC 120V/60Hz	Note : Mode 3: Transmit by 802.11n(40MHz) at channel 5510MHz



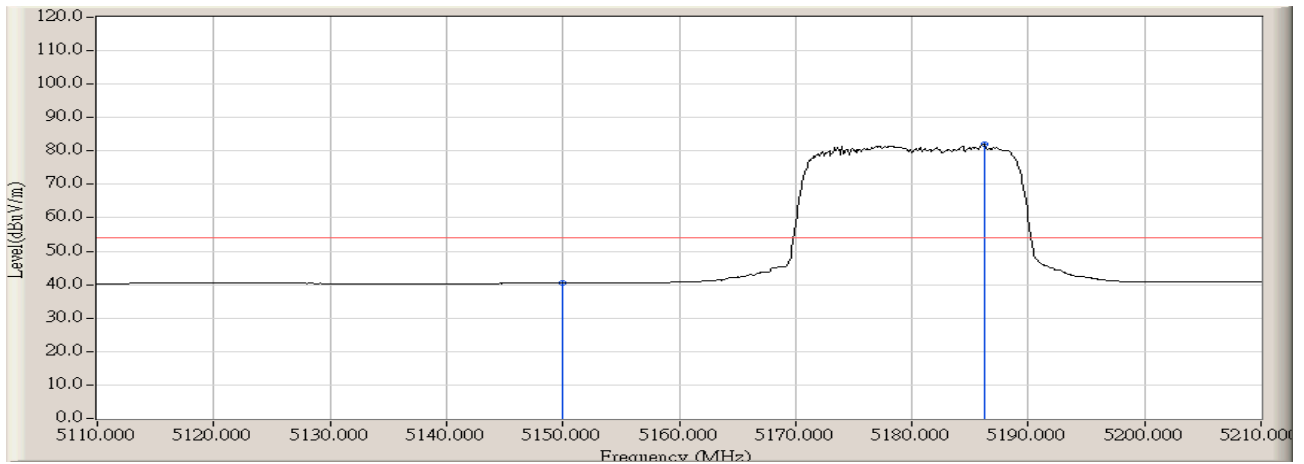
		Frequency (MHz)	Correct Factor (dB)	Reading Level (dBuV)	Measure Level (dBuV/m)	Margin (dB)	Limit (dBuV/m)	Detector Type
1		5460.000	4.845	37.102	41.947	-12.023	53.970	AVERAGE
2		5470.000	4.905	40.010	44.914	-23.386	68.300	AVERAGE
3	*	5497.667	5.049	85.083	90.133	N/A	N/A	AVERAGE

Engineer : Jame	
Site : AC-2 (3m Semi-Anechoic Chamber)	Time : 2008/11/05 - 10:17
Limit : FCC_SpartC_15.209_03M_PK	Margin : 0
EUT : Wireless-A/N 26dBm Network Mini PCI Adapter	Probe : BBHA9120D_496(1-18GHz) - HORIZONTAL
Power : AC 120V/60Hz	Note : Mode 2: Transmit by 802.11n(20MHz) at channel 5180MHz



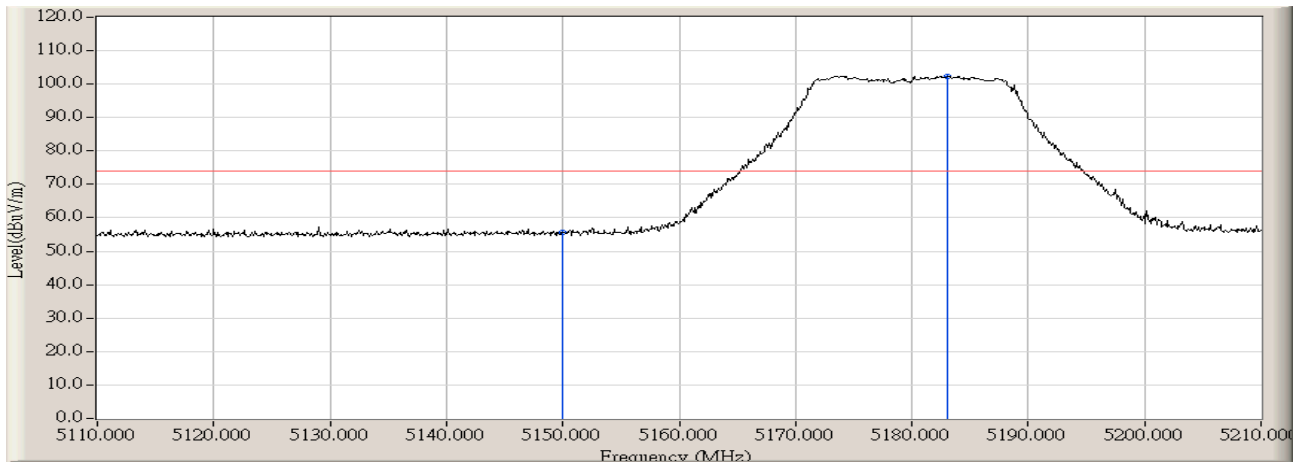
		Frequency (MHz)	Correct Factor (dB)	Reading Level (dBuV)	Measure Level (dBuV/m)	Margin (dB)	Limit (dBuV/m)	Detector Type
1		5150.000	3.979	49.191	53.169	-20.801	73.970	PEAK
2	*	5177.100	4.089	90.815	94.905	N/A	N/A	PEAK

Engineer : Jame	
Site : AC-2 (3m Semi-Anechoic Chamber)	Time : 2008/11/05 - 10:18
Limit : FCC_SpartC_15.209_03M_AV	Margin : 0
EUT : Wireless-A/N 26dBm Network Mini PCI Adapter	Probe : BBHA9120D_496(1-18GHz) - HORIZONTAL
Power : AC 120V/60Hz	Note : Mode 2: Transmit by 802.11n(20MHz) at channel 5180MHz



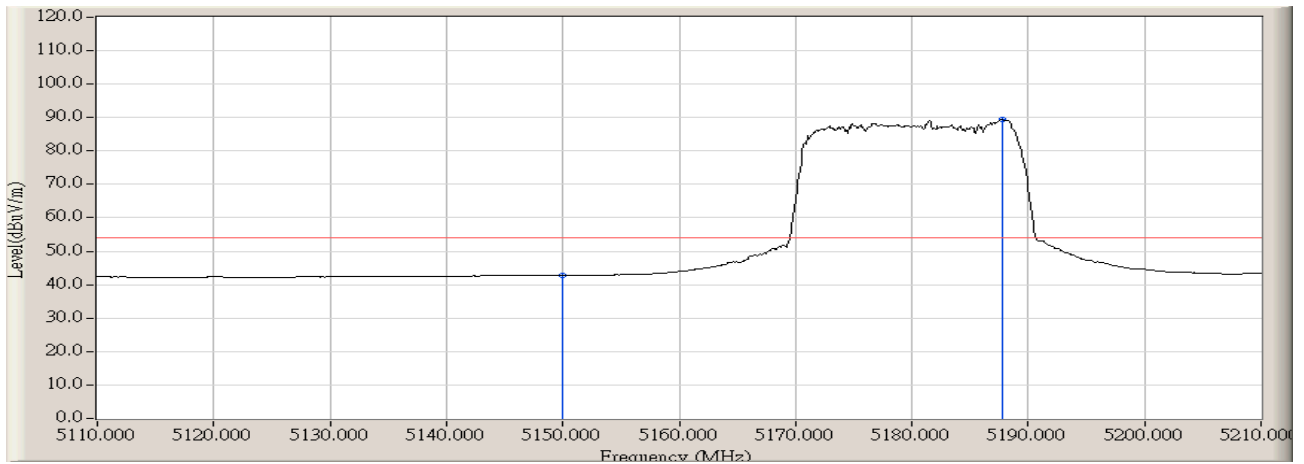
		Frequency (MHz)	Correct Factor (dB)	Reading Level (dBuV)	Measure Level (dBuV/m)	Margin (dB)	Limit (dBuV/m)	Detector Type
1		5150.000	3.979	36.610	40.588	-13.382	53.970	AVERAGE
2	*	5186.200	4.129	77.938	82.068	N/A	N/A	AVERAGE

Engineer : Jame	
Site : AC-2 (3m Semi-Anechoic Chamber)	Time : 2008/11/05 - 10:22
Limit : FCC_SpartC_15.209_03M_PK	Margin : 0
EUT : Wireless-A/N 26dBm Network Mini PCI Adapter	Probe : BBHA9120D_496(1-18GHz) - VERTICAL
Power : AC 120V/60Hz	Note : Mode 2: Transmit by 802.11n(20MHz) at channel 5180MHz



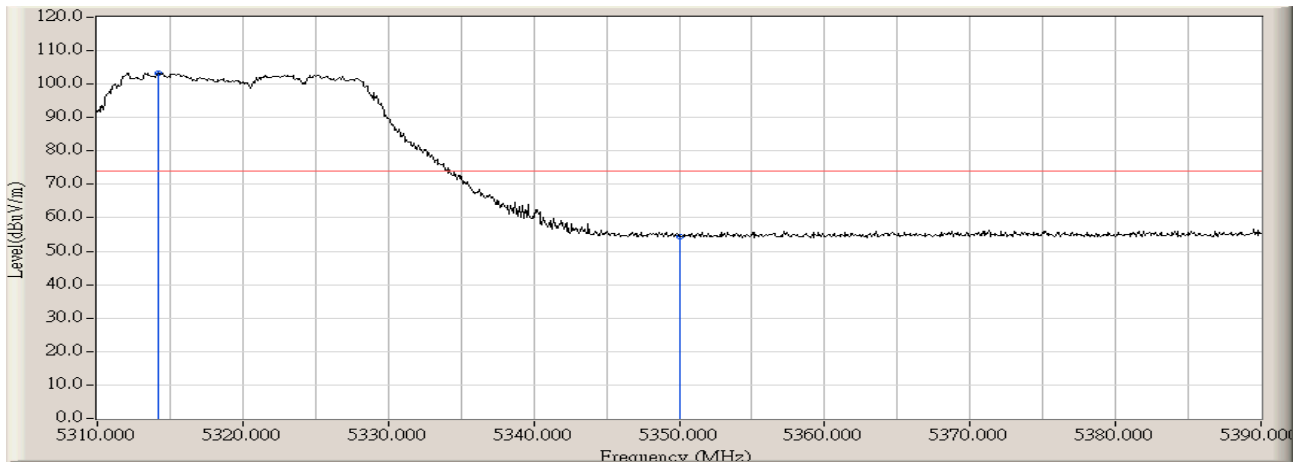
		Frequency (MHz)	Correct Factor (dB)	Reading Level (dBuV)	Measure Level (dBuV/m)	Margin (dB)	Limit (dBuV/m)	Detector Type
1		5150.000	3.979	51.756	55.734	-18.236	73.970	PEAK
2	*	5183.100	4.116	98.325	102.440	N/A	N/A	PEAK

Engineer : Jame	
Site : AC-2 (3m Semi-Anechoic Chamber)	Time : 2008/11/05 - 10:25
Limit : FCC_SpartC_15.209_03M_AV	Margin : 0
EUT : Wireless-A/N 26dBm Network Mini PCI Adapter	Probe : BBHA9120D_496(1-18GHz) - VERTICAL
Power : AC 120V/60Hz	Note : Mode 2: Transmit by 802.11n(20MHz) at channel 5180MHz



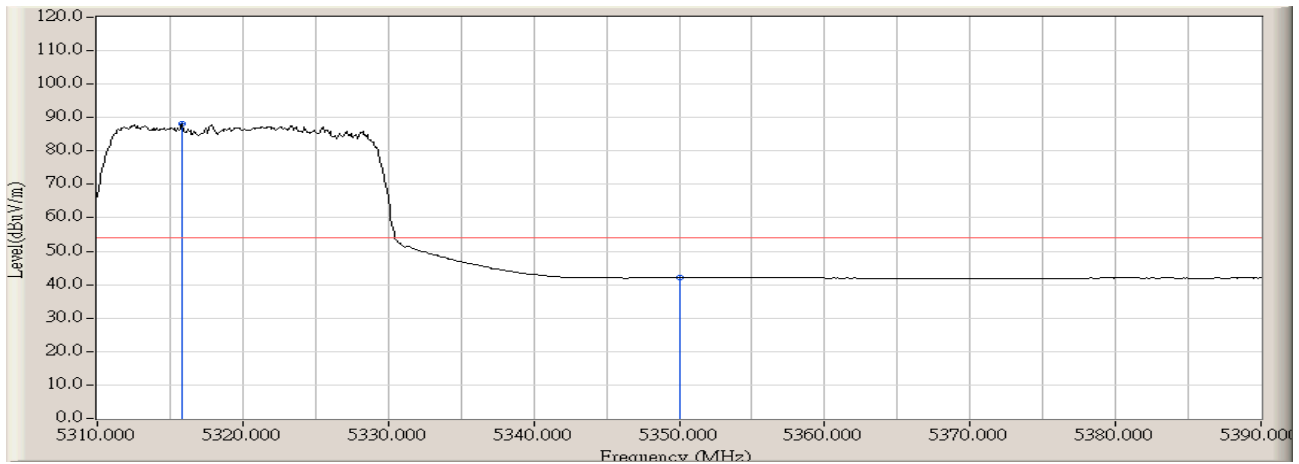
		Frequency (MHz)	Correct Factor (dB)	Reading Level (dBuV)	Measure Level (dBuV/m)	Margin (dB)	Limit (dBuV/m)	Detector Type
1		5150.000	3.979	38.839	42.817	-11.153	53.970	AVERAGE
2	*	5187.800	4.137	85.288	89.425	N/A	N/A	AVERAGE

Engineer : Jame	
Site : AC-2 (3m Semi-Anechoic Chamber)	Time : 2008/11/05 - 10:29
Limit : FCC_SpartC_15.209_03M_PK	Margin : 0
EUT : Wireless-A/N 26dBm Network Mini PCI Adapter	Probe : BBHA9120D_496(1-18GHz) - HORIZONTAL
Power : AC 120V/60Hz	Note : Mode 2: Transmit by 802.11n(20MHz) at channel 5320MHz



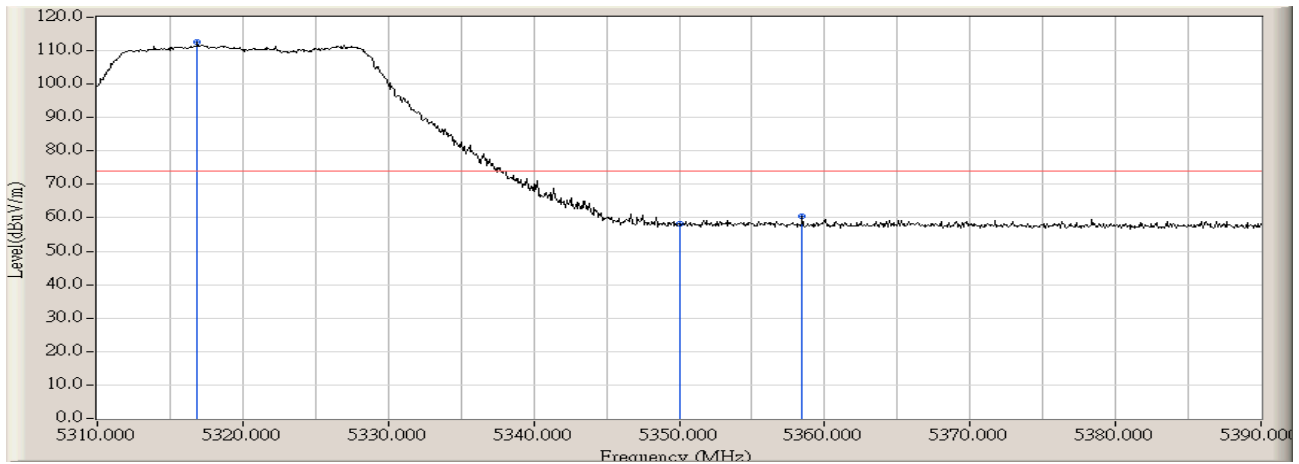
		Frequency (MHz)	Correct Factor (dB)	Reading Level (dBuV)	Measure Level (dBuV/m)	Margin (dB)	Limit (dBuV/m)	Detector Type
1	*	5314.160	4.359	99.034	103.393	N/A	N/A	PEAK
2		5350.000	4.455	49.976	54.430	-19.540	73.970	PEAK

Engineer : Jame	
Site : AC-2 (3m Semi-Anechoic Chamber)	Time : 2008/11/05 - 10:31
Limit : FCC_SpartC_15.209_03M_AV	Margin : 0
EUT : Wireless-A/N 26dBm Network Mini PCI Adapter	Probe : BBHA9120D_496(1-18GHz) - HORIZONTAL
Power : AC 120V/60Hz	Note : Mode 2: Transmit by 802.11n(20MHz) at channel 5320MHz



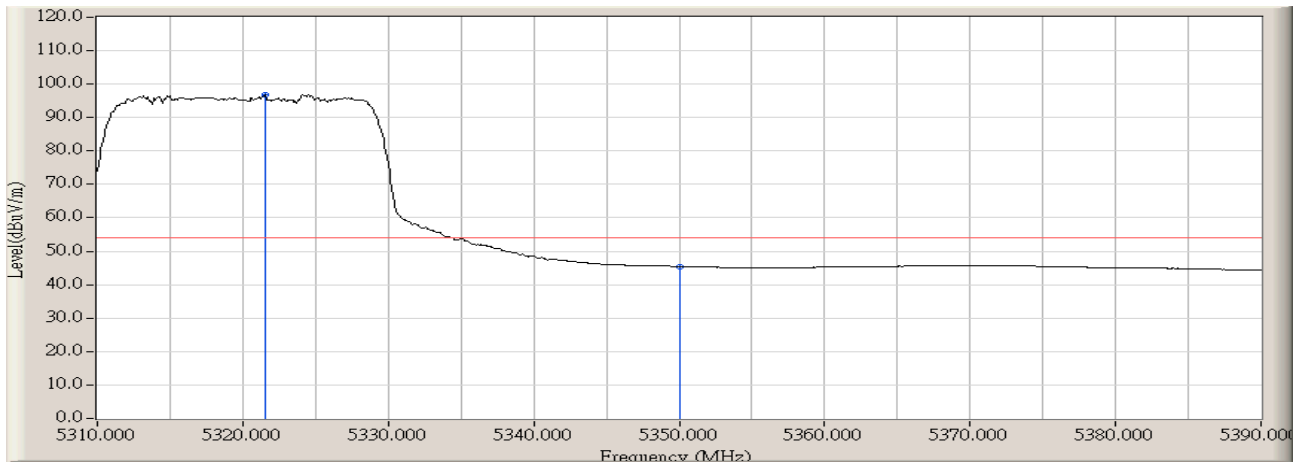
		Frequency (MHz)	Correct Factor (dB)	Reading Level (dBuV)	Measure Level (dBuV/m)	Margin (dB)	Limit (dBuV/m)	Detector Type
1	*	5315.840	4.364	83.861	88.225	N/A	N/A	AVERAGE
2		5350.000	4.455	37.687	42.141	-11.829	53.970	AVERAGE

Engineer : Jame	
Site : AC-2 (3m Semi-Anechoic Chamber)	Time : 2008/11/05 - 10:34
Limit : FCC_SpartC_15.209_03M_PK	Margin : 0
EUT : Wireless-A/N 26dBm Network Mini PCI Adapter	Probe : BBHA9120D_496(1-18GHz) - VERTICAL
Power : AC 120V/60Hz	Note : Mode 2: Transmit by 802.11n(20MHz) at channel 5320MHz



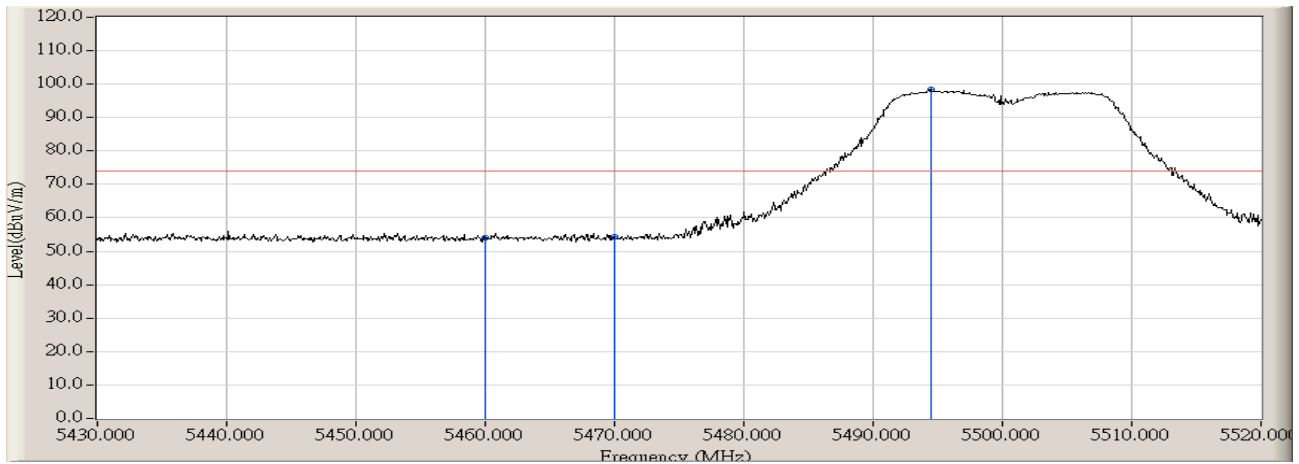
		Frequency (MHz)	Correct Factor (dB)	Reading Level (dBuV)	Measure Level (dBuV/m)	Margin (dB)	Limit (dBuV/m)	Detector Type
1	*	5316.880	4.367	108.117	112.484	N/A	N/A	PEAK
2		5350.000	4.455	53.837	58.291	-15.679	73.970	PEAK
3		5358.480	4.514	55.824	60.337	-13.633	73.970	PEAK

Engineer : Jame	
Site : AC-2 (3m Semi-Anechoic Chamber)	Time : 2008/11/05 - 10:34
Limit : FCC_SpartC_15.209_03M_AV	Margin : 0
EUT : Wireless-A/N 26dBm Network Mini PCI Adapter	Probe : BBHA9120D_496(1-18GHz) - VERTICAL
Power : AC 120V/60Hz	Note : Mode 2: Transmit by 802.11n(20MHz) at channel 5320MHz



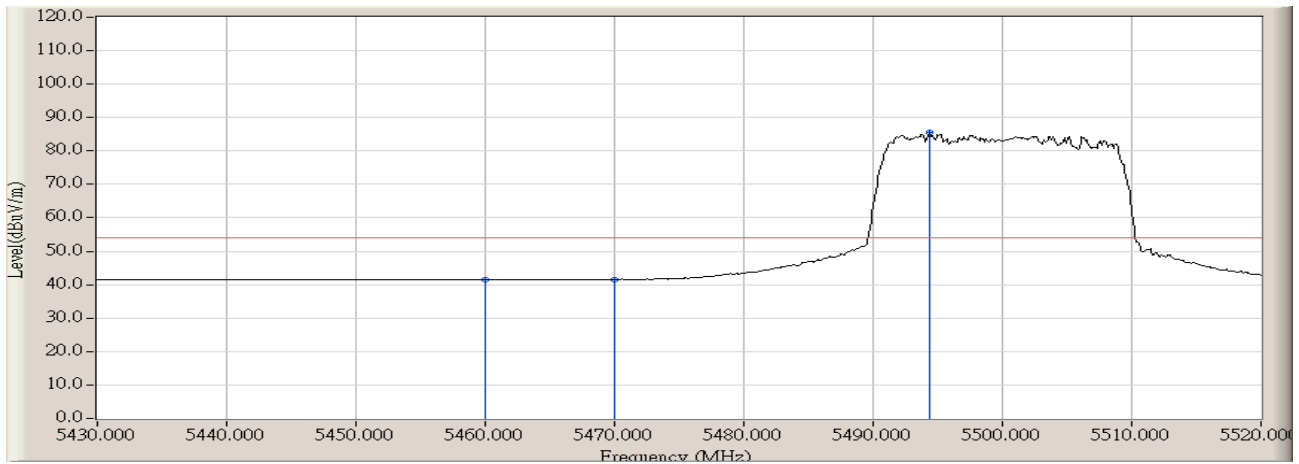
		Frequency (MHz)	Correct Factor (dB)	Reading Level (dBuV)	Measure Level (dBuV/m)	Margin (dB)	Limit (dBuV/m)	Detector Type
1	*	5321.520	4.379	92.415	96.793	N/A	N/A	AVERAGE
2		5350.000	4.455	41.002	45.456	-8.514	53.970	AVERAGE

Engineer : Jame	
Site : AC-2 (3m Semi-Anechoic Chamber)	Time : 2008/11/05 - 10:39
Limit : FCC_SpartC_15.209_03M_PK	Margin : 0
EUT : Wireless-A/N 26dBm Network Mini PCI Adapter	Probe : BBHA9120D_496(1-18GHz) - HORIZONTAL
Power : AC 120V/60Hz	Note : Mode 2: Transmit by 802.11n(20MHz) at channel 5500MHz



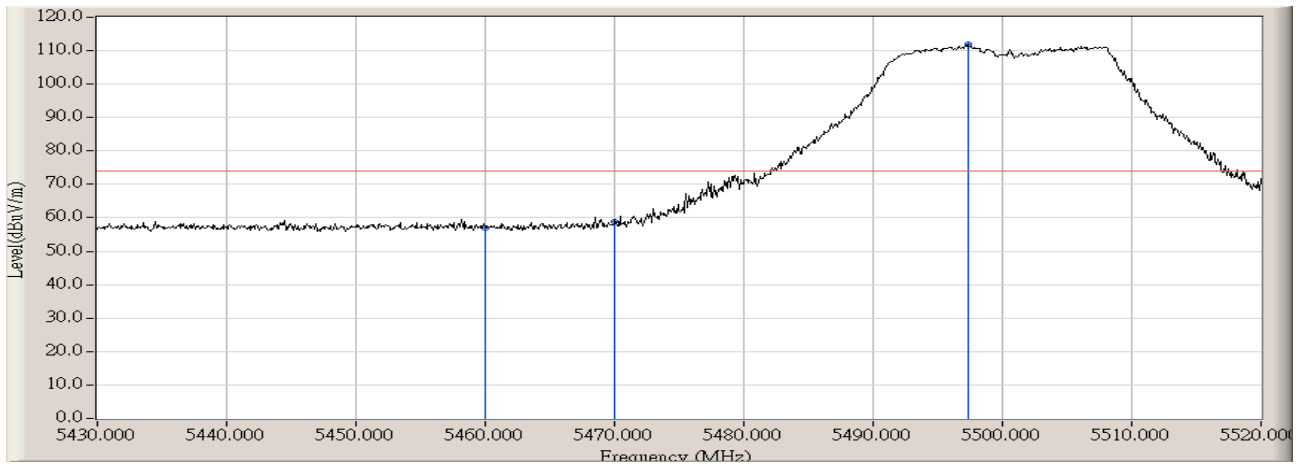
		Frequency (MHz)	Correct Factor (dB)	Reading Level (dBuV)	Measure Level (dBuV/m)	Margin (dB)	Limit (dBuV/m)	Detector Type
1		5460.000	4.845	49.213	54.058	-19.912	73.970	PEAK
2		5470.000	4.905	49.451	54.355	-33.945	88.300	PEAK
3	*	5494.530	5.037	93.395	98.432	N/A	N/A	PEAK

Engineer : Jame	
Site : AC-2 (3m Semi-Anechoic Chamber)	Time : 2008/11/05 - 10:40
Limit : FCC_SpartC_15.209_03M_AV	Margin : 0
EUT : Wireless-A/N 26dBm Network Mini PCI Adapter	Probe : BBHA9120D_496(1-18GHz) - HORIZONTAL
Power : AC 120V/60Hz	Note : Mode 2: Transmit by 802.11n(20MHz) at channel 5500MHz



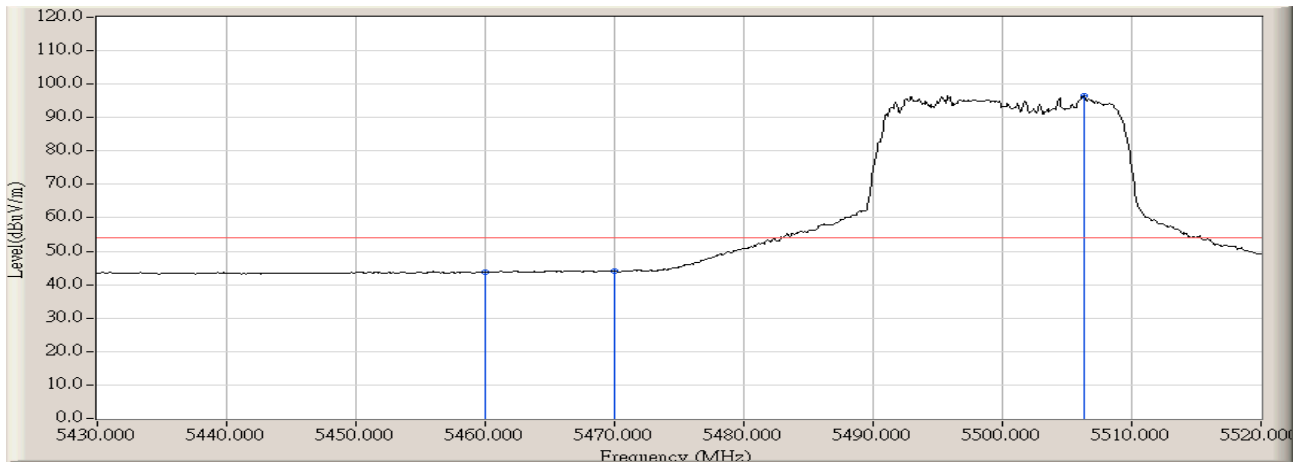
		Frequency (MHz)	Correct Factor (dB)	Reading Level (dBuV)	Measure Level (dBuV/m)	Margin (dB)	Limit (dBuV/m)	Detector Type
1		5460.000	4.845	36.644	41.489	-12.481	53.970	AVERAGE
2		5470.000	4.905	36.696	41.600	-26.700	68.300	AVERAGE
3	*	5494.350	5.036	80.408	85.444	N/A	N/A	AVERAGE

Engineer : Jame	
Site : AC-2 (3m Semi-Anechoic Chamber)	Time : 2008/11/05 - 10:43
Limit : FCC_SpartC_15.209_03M_PK	Margin : 0
EUT : Wireless-A/N 26dBm Network Mini PCI Adapter	Probe : BBHA9120D_496(1-18GHz) - VERTICAL
Power : AC 120V/60Hz	Note : Mode 2: Transmit by 802.11n(20MHz) at channel 5500MHz



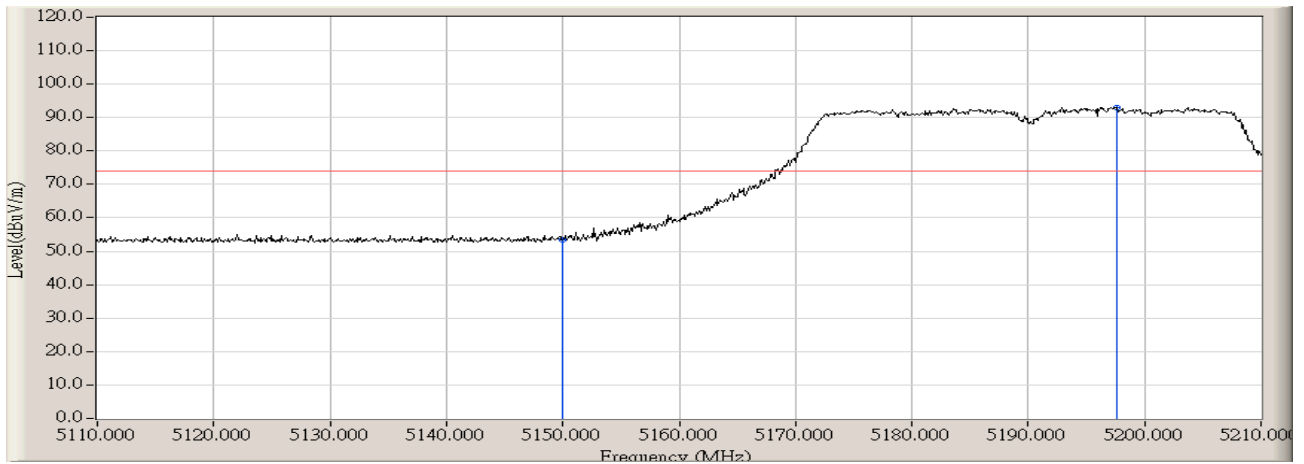
		Frequency (MHz)	Correct Factor (dB)	Reading Level (dBuV)	Measure Level (dBuV/m)	Margin (dB)	Limit (dBuV/m)	Detector Type
1		5460.000	4.845	52.202	57.047	-16.923	73.970	PEAK
2		5470.000	4.905	53.876	58.780	-29.520	88.300	PEAK
3	*	5497.320	5.049	106.807	111.855	N/A	N/A	PEAK

Engineer : Jame	
Site : AC-2 (3m Semi-Anechoic Chamber)	Time : 2008/11/05 - 10:44
Limit : FCC_SpartC_15.209_03M_AV	Margin : 0
EUT : Wireless-A/N 26dBm Network Mini PCI Adapter	Probe : BBHA9120D_496(1-18GHz) - VERTICAL
Power : AC 120V/60Hz	Note : Mode 2: Transmit by 802.11n(20MHz) at channel 5500MHz



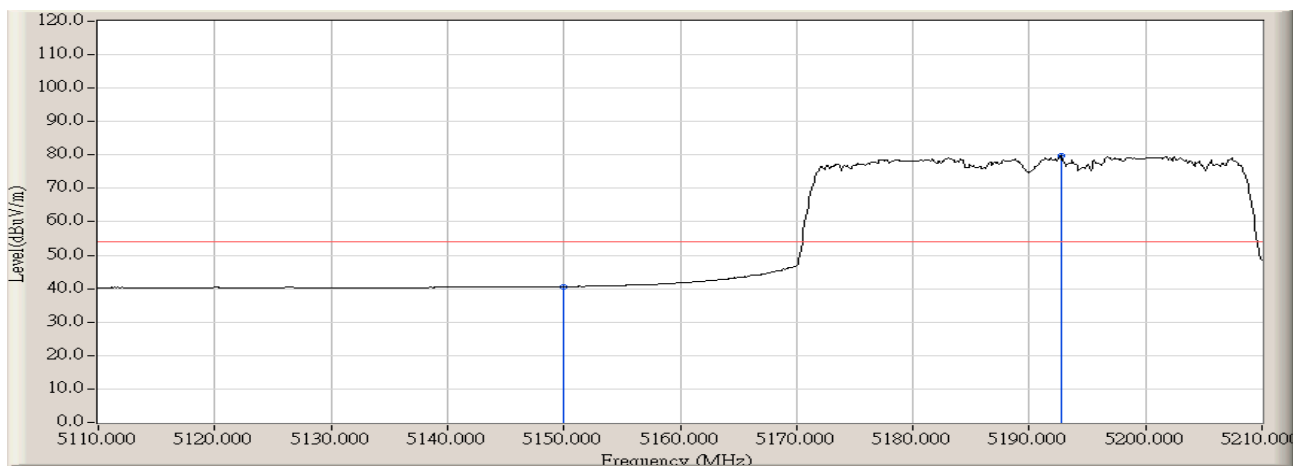
		Frequency (MHz)	Correct Factor (dB)	Reading Level (dBuV)	Measure Level (dBuV/m)	Margin (dB)	Limit (dBuV/m)	Detector Type
1		5460.000	4.845	38.848	43.693	-10.277	53.970	AVERAGE
2		5470.000	4.905	39.118	44.022	-24.278	68.300	AVERAGE
3	*	5506.320	5.082	91.484	96.567	N/A	N/A	AVERAGE

Engineer : Jame	
Site : AC-2 (3m Semi-Anechoic Chamber)	Time : 2008/11/05 - 10:50
Limit : FCC_SpartC_15.209_03M_PK	Margin : 0
EUT : Wireless-A/N 26dBm Network Mini PCI Adapter	Probe : BBHA9120D_496(1-18GHz) - HORIZONTAL
Power : AC 120V/60Hz	Note : Mode 3: Transmit by 802.11n(40MHz) at channel 5190MHz



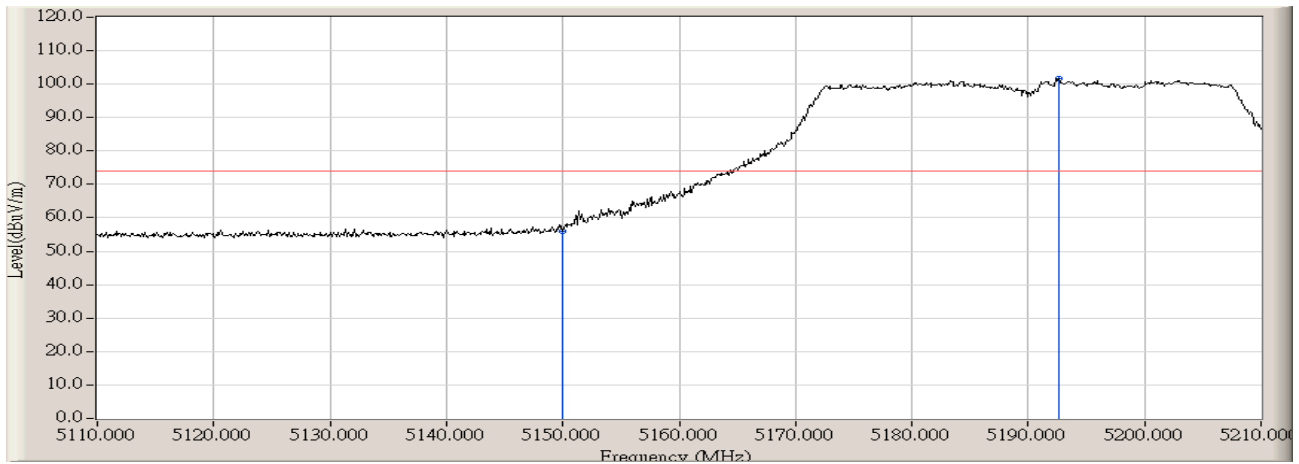
		Frequency (MHz)	Correct Factor (dB)	Reading Level (dBuV)	Measure Level (dBuV/m)	Margin (dB)	Limit (dBuV/m)	Detector Type
1		5150.000	3.979	49.493	53.471	-20.499	73.970	PEAK
2	*	5197.600	4.184	88.920	93.103	N/A	N/A	PEAK

Engineer : Jame	
Site : AC-2 (3m Semi-Anechoic Chamber)	Time : 2008/11/05 - 10:52
Limit : FCC_SpartC_15.209_03M_AV	Margin : 0
EUT : Wireless-A/N 26dBm Network Mini PCI Adapter	Probe : BBHA9120D_496(1-18GHz) - HORIZONTAL
Power : AC 120V/60Hz	Note : Mode 3: Transmit by 802.11n(40MHz) at channel 5190MHz



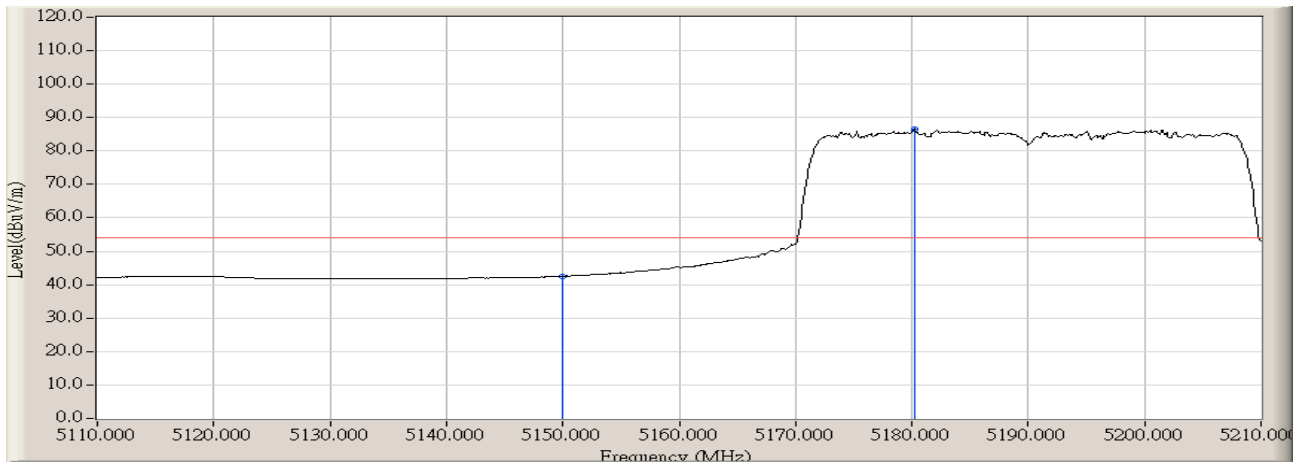
		Frequency (MHz)	Correct Factor (dB)	Reading Level (dBuV)	Measure Level (dBuV/m)	Margin (dB)	Limit (dBuV/m)	Detector Type
1		5150.000	3.979	36.606	40.584	-13.386	53.970	AVERAGE
2	*	5192.700	4.160	75.642	79.802	N/A	N/A	AVERAGE

Engineer : Jame	
Site : AC-2 (3m Semi-Anechoic Chamber)	Time : 2008/11/05 - 10:55
Limit : FCC_SpartC_15.209_03M_PK	Margin : 0
EUT : Wireless-A/N 26dBm Network Mini PCI Adapter	Probe : BBHA9120D_496(1-18GHz) - VERTICAL
Power : AC 120V/60Hz	Note : Mode 3: Transmit by 802.11n(40MHz) at channel 5190MHz



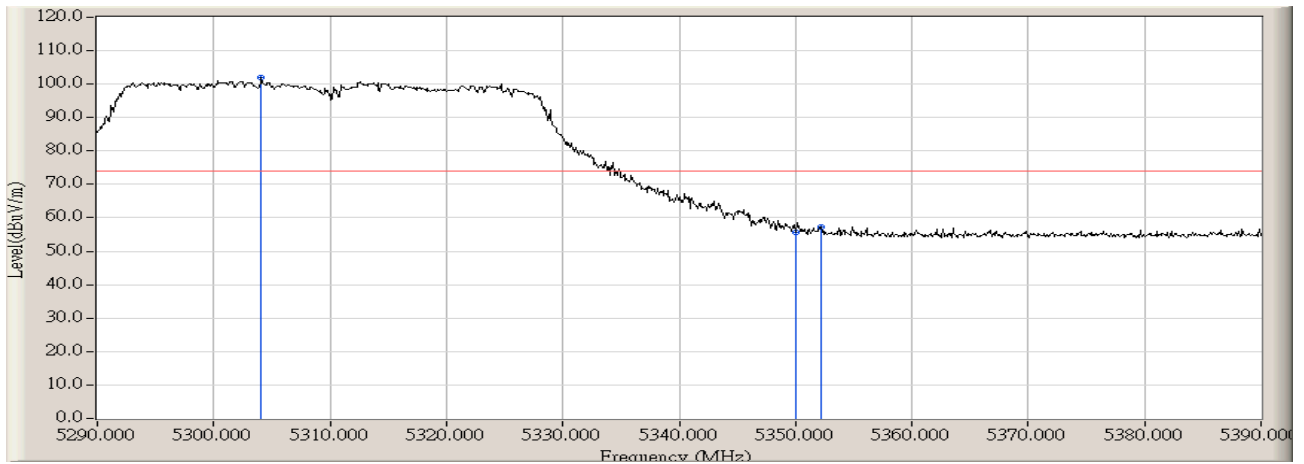
		Frequency (MHz)	Correct Factor (dB)	Reading Level (dBuV)	Measure Level (dBuV/m)	Margin (dB)	Limit (dBuV/m)	Detector Type
1		5150.000	3.979	52.060	56.038	-17.932	73.970	PEAK
2	*	5192.600	4.160	97.458	101.618	N/A	N/A	PEAK

Engineer : Jame	
Site : AC-2 (3m Semi-Anechoic Chamber)	Time : 2008/11/05 - 10:56
Limit : FCC_SpartC_15.209_03M_AV	Margin : 0
EUT : Wireless-A/N 26dBm Network Mini PCI Adapter	Probe : BBHA9120D_496(1-18GHz) - VERTICAL
Power : AC 120V/60Hz	Note : Mode 3: Transmit by 802.11n(40MHz) at channel 5190MHz



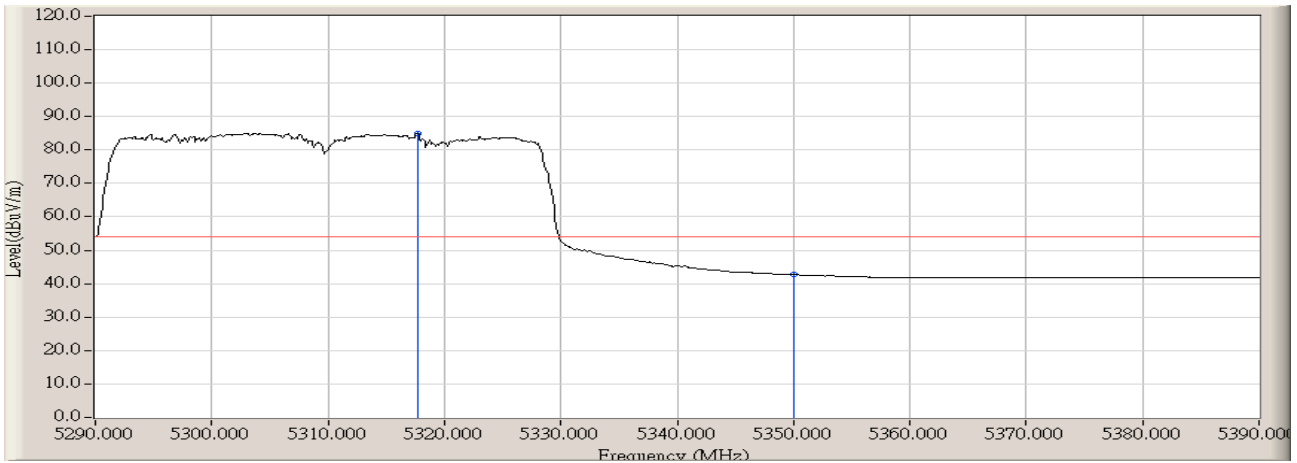
		Frequency (MHz)	Correct Factor (dB)	Reading Level (dBuV)	Measure Level (dBuV/m)	Margin (dB)	Limit (dBuV/m)	Detector Type
1		5150.000	3.979	38.567	42.545	-11.425	53.970	AVERAGE
2	*	5180.300	4.103	82.561	86.664	N/A	N/A	AVERAGE

Engineer : Jame	
Site : AC-2 (3m Semi-Anechoic Chamber)	Time : 2008/11/05 - 11:00
Limit : FCC_SpartC_15.209_03M_PK	Margin : 0
EUT : Wireless-A/N 26dBm Network Mini PCI Adapter	Probe : BBHA9120D_496(1-18GHz) - HORIZONTAL
Power : AC 120V/60Hz	Note : Mode 3: Transmit by 802.11n(40MHz) at channel 5310MHz



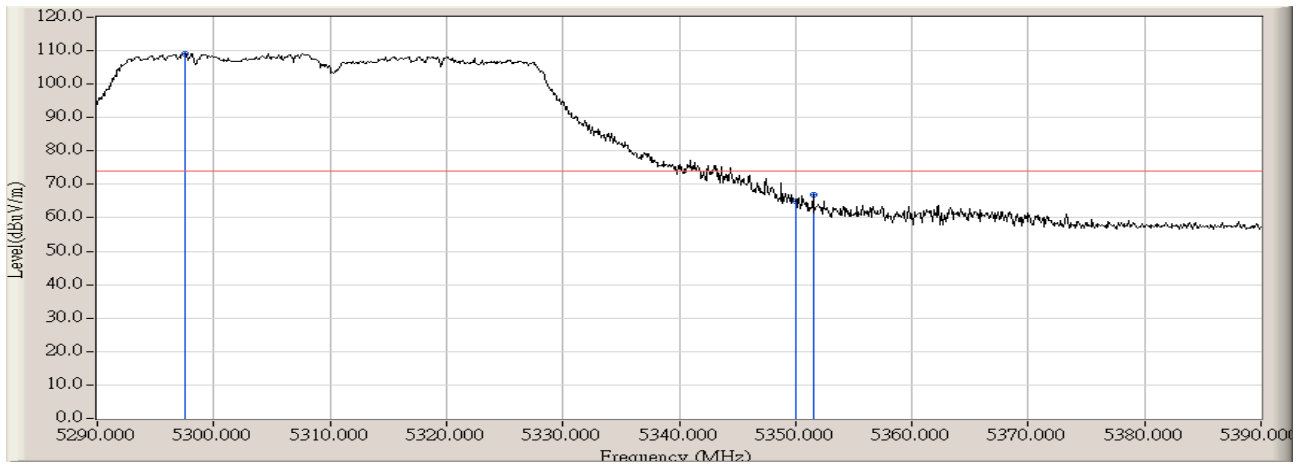
		Frequency (MHz)	Correct Factor (dB)	Reading Level (dBuV)	Measure Level (dBuV/m)	Margin (dB)	Limit (dBuV/m)	Detector Type
1	*	5304.100	4.330	97.508	101.837	27.867	73.970	PEAK
2		5350.000	4.455	51.092	55.546	-18.424	73.970	PEAK
3		5352.200	4.462	52.929	57.391	-16.579	73.970	PEAK

Engineer : Jame	
Site : AC-2 (3m Semi-Anechoic Chamber)	Time : 2008/11/05 - 11:00
Limit : FCC_SpartC_15.209_03M_AV	Margin : 0
EUT : Wireless-A/N 26dBm Network Mini PCI Adapter	Probe : BBHA9120D_496(1-18GHz) - HORIZONTAL
Power : AC 120V/60Hz	Note : Mode 3: Transmit by 802.11n(40MHz) at channel 5310MHz



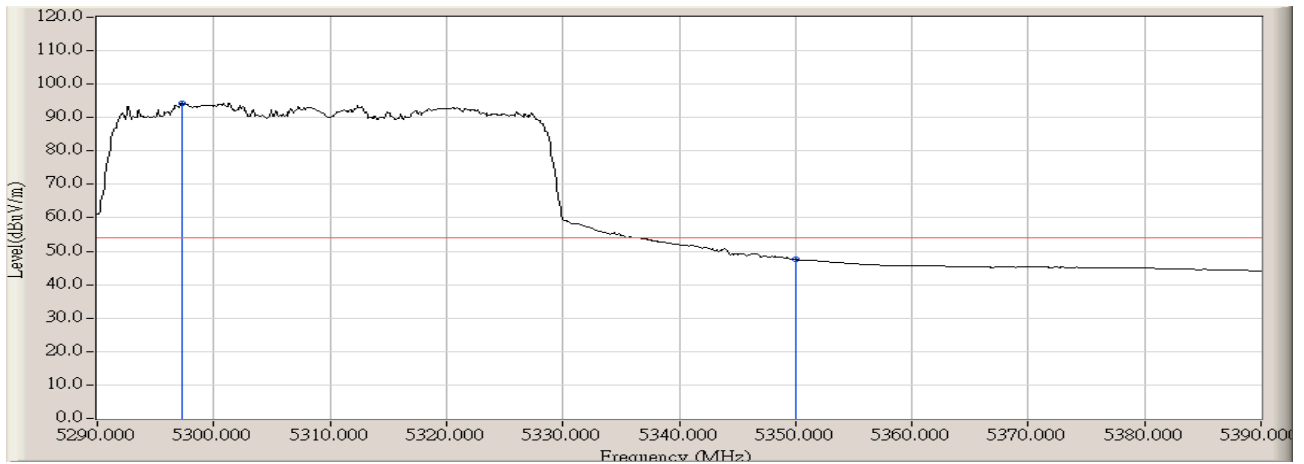
		Frequency (MHz)	Correct Factor (dB)	Reading Level (dBuV)	Measure Level (dBuV/m)	Margin (dB)	Limit (dBuV/m)	Detector Type
1	*	5317.700	4.370	80.690	85.059	N/A	N/A	AVERAGE
2		5350.000	4.455	38.326	42.780	-11.190	53.970	AVERAGE

Engineer : Jame	
Site : AC-2 (3m Semi-Anechoic Chamber)	Time : 2008/11/05 - 11:04
Limit : FCC_SpartC_15.209_03M_PK	Margin : 0
EUT : Wireless-A/N 26dBm Network Mini PCI Adapter	Probe : BBHA9120D_496(1-18GHz) - VERTICAL
Power : AC 120V/60Hz	Note : Mode 3: Transmit by 802.11n(40MHz) at channel 5310MHz



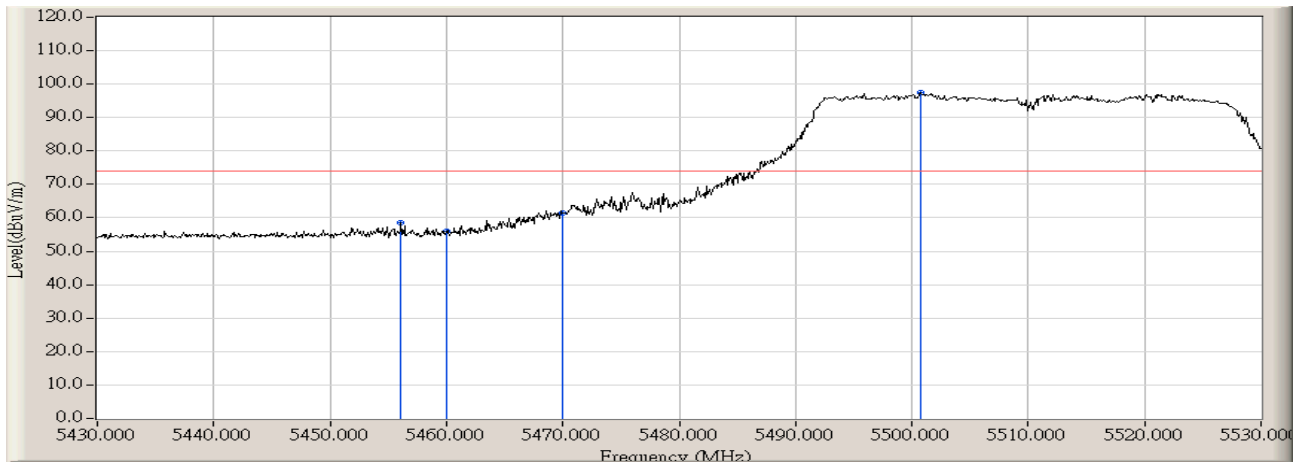
		Frequency (MHz)	Correct Factor (dB)	Reading Level (dBuV)	Measure Level (dBuV/m)	Margin (dB)	Limit (dBuV/m)	Detector Type
1	*	5297.500	4.300	104.828	109.127	N/A	N/A	PEAK
2		5350.000	4.455	60.451	64.905	-9.065	73.970	PEAK
3		5351.500	4.459	62.409	66.868	-7.102	73.970	PEAK

Engineer : Jame	
Site : AC-2 (3m Semi-Anechoic Chamber)	Time : 2008/11/05 - 11:05
Limit : FCC_SpartC_15.209_03M_AV	Margin : 0
EUT : Wireless-A/N 26dBm Network Mini PCI Adapter	Probe : BBHA9120D_496(1-18GHz) - VERTICAL
Power : AC 120V/60Hz	Note : Mode 3: Transmit by 802.11n(40MHz) at channel 5310MHz



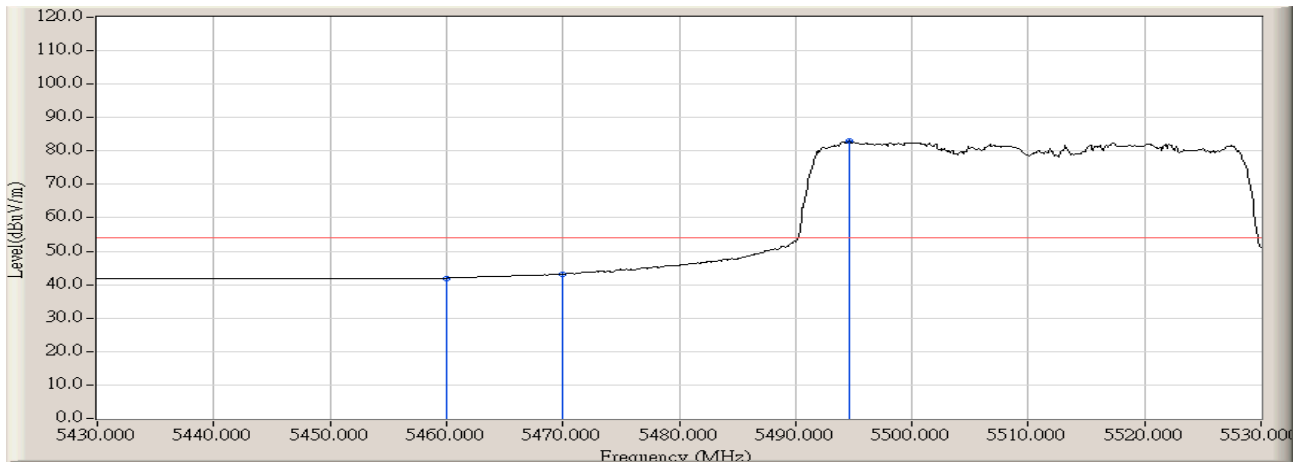
		Frequency (MHz)	Correct Factor (dB)	Reading Level (dBuV)	Measure Level (dBuV/m)	Margin (dB)	Limit (dBuV/m)	Detector Type
1	*	5297.300	4.298	89.954	94.252	N/A	N/A	AVERAGE
2		5350.000	4.455	43.145	47.599	-6.371	53.970	AVERAGE

Engineer : Jame	
Site : AC-2 (3m Semi-Anechoic Chamber)	Time : 2008/11/05 - 11:09
Limit : FCC_SpartC_15.209_03M_PK	Margin : 0
EUT : Wireless-A/N 26dBm Network Mini PCI Adapter	Probe : BBHA9120D_496(1-18GHz) - HORIZONTAL
Power : AC 120V/60Hz	Note : Mode 3: Transmit by 802.11n(40MHz) at channel 5510MHz



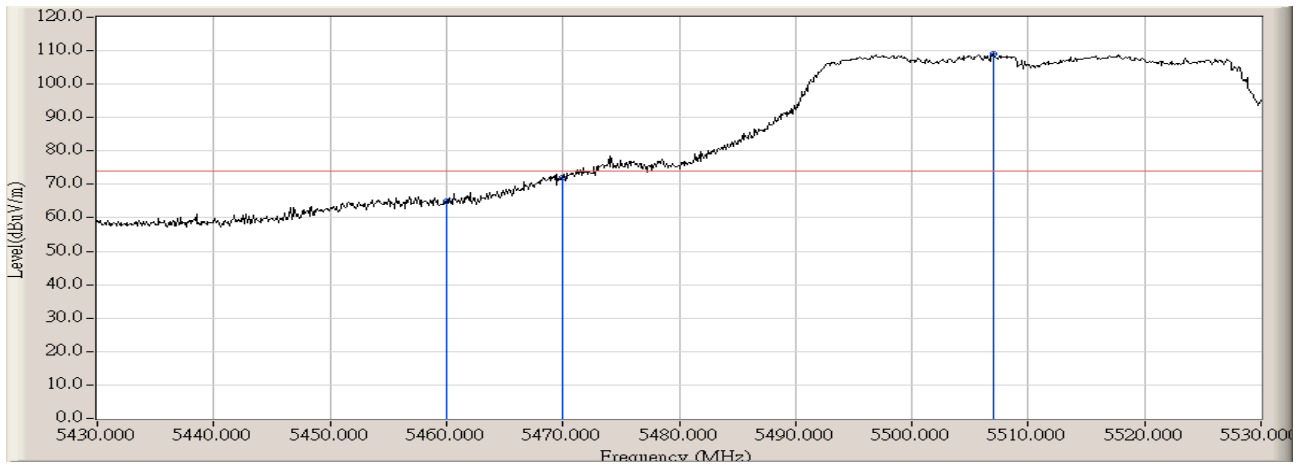
		Frequency (MHz)	Correct Factor (dB)	Reading Level (dBuV)	Measure Level (dBuV/m)	Margin (dB)	Limit (dBuV/m)	Detector Type
1		5456.100	4.822	53.712	58.534	-15.436	73.970	PEAK
2		5460.000	4.845	51.259	56.104	-17.866	73.970	PEAK
3		5470.000	4.905	56.551	61.455	-26.845	88.300	PEAK
4	*	5500.700	5.063	92.298	97.360	N/A	N/A	PEAK

Engineer : Jame	
Site : AC-2 (3m Semi-Anechoic Chamber)	Time : 2008/11/05 - 11:10
Limit : FCC_SpartC_15.209_03M_AV	Margin : 0
EUT : Wireless-A/N 26dBm Network Mini PCI Adapter	Probe : BBHA9120D_496(1-18GHz) - HORIZONTAL
Power : AC 120V/60Hz	Note : Mode 3: Transmit by 802.11n(40MHz) at channel 5510MHz



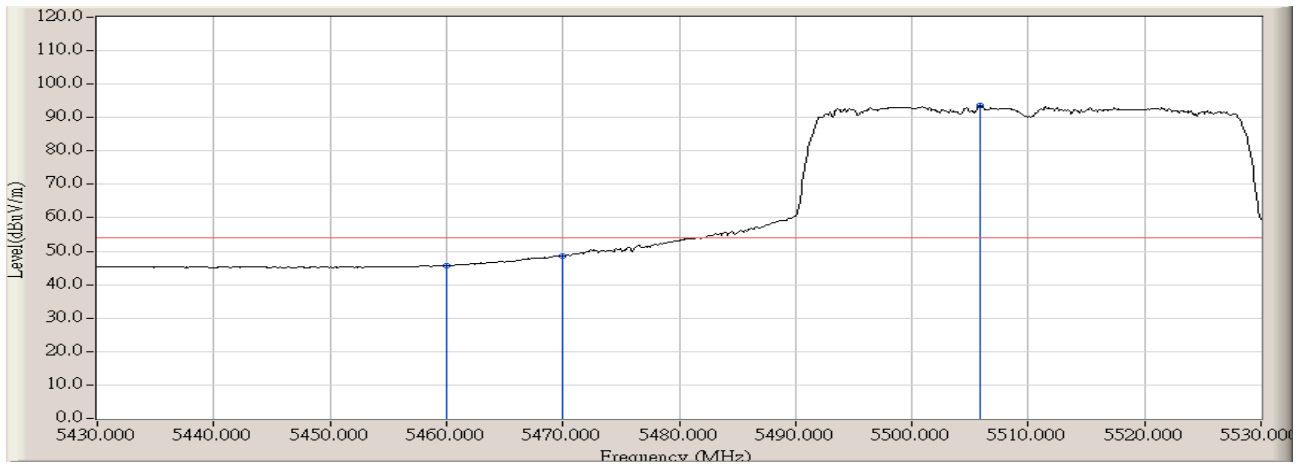
		Frequency (MHz)	Correct Factor (dB)	Reading Level (dBuV)	Measure Level (dBuV/m)	Margin (dB)	Limit (dBuV/m)	Detector Type
1		5460.000	4.845	37.138	41.983	-11.987	53.970	AVERAGE
2		5470.000	4.905	38.292	43.196	-25.104	68.300	AVERAGE
3	*	5494.600	5.037	77.843	82.880	N/A	N/A	AVERAGE

Engineer : Jame	
Site : AC-2 (3m Semi-Anechoic Chamber)	Time : 2008/11/05 - 11:14
Limit : FCC_SpartC_15.209_03M_PK	Margin : 0
EUT : Wireless-A/N 26dBm Network Mini PCI Adapter	Probe : BBHA9120D_496(1-18GHz) - VERTICAL
Power : AC 120V/60Hz	Note : Mode 3: Transmit by 802.11n(40MHz) at channel 5510MHz



		Frequency (MHz)	Correct Factor (dB)	Reading Level (dBuV)	Measure Level (dBuV/m)	Margin (dB)	Limit (dBuV/m)	Detector Type
1		5460.000	4.845	60.224	65.069	-8.901	73.970	PEAK
2		5470.000	4.905	67.302	72.206	-16.094	88.300	PEAK
3	*	5507.000	5.086	103.933	109.018	N/A	N/A	PEAK

Engineer : Jame	
Site : AC-2 (3m Semi-Anechoic Chamber)	Time : 2008/11/05 - 11:14
Limit : FCC_SpartC_15.209_03M_AV	Margin : 0
EUT : Wireless-A/N 26dBm Network Mini PCI Adapter	Probe : BBHA9120D_496(1-18GHz) - VERTICAL
Power : AC 120V/60Hz	Note : Mode 3: Transmit by 802.11n(40MHz) at channel 5510MHz



		Frequency (MHz)	Correct Factor (dB)	Reading Level (dBuV)	Measure Level (dBuV/m)	Margin (dB)	Limit (dBuV/m)	Detector Type
1		5460.000	4.845	40.920	45.765	-8.205	53.970	AVERAGE
2		5470.000	4.905	43.797	48.701	-19.599	68.300	AVERAGE
3	*	5505.800	5.081	88.461	93.543	N/A	N/A	AVERAGE

11. Frequency Stability

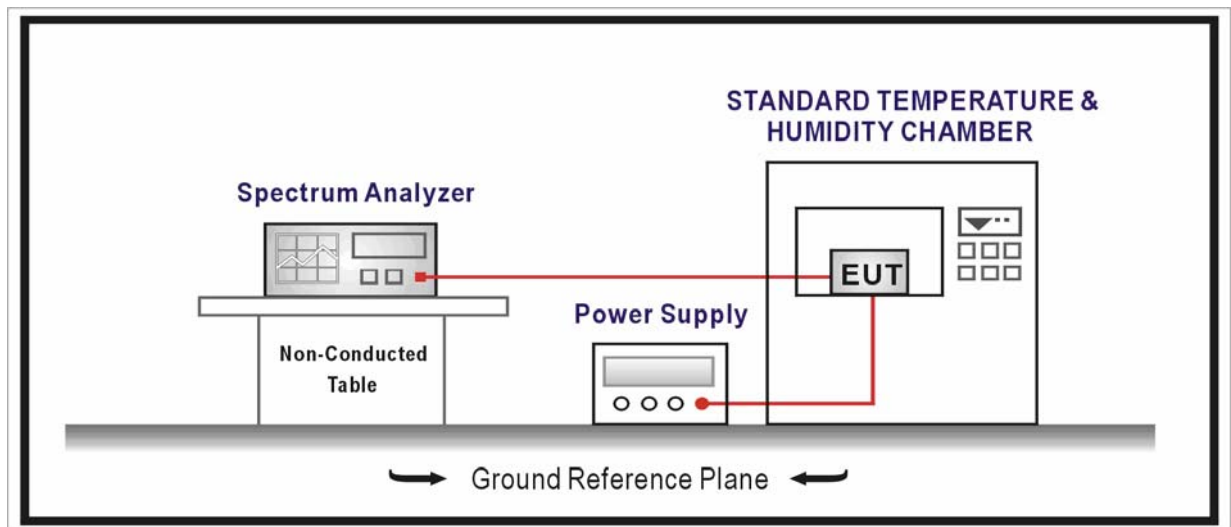
11.1. Test Equipment

Frequency Stability / AC-4

Instrument	Manufacturer	Type No.	Serial No.	Cal. Date
Spectrum Analyzer	Agilent	E4446A	MY45300103	2008/06/11
AC Power Supply	IDRC	CF-500TP	979422	2008/10/30
DC Power Supply	IDRC	CD-035-020PR	977272	2008/10/30
Programmable Temperature & Humidity Chamber	Gaoyu	TH-1P-B	WIT-05121302	2008/01/19
Coaxial Cable	Huber+Suhner	AC4-RF	09	2008/11/24
Temperature/Humidity Meter	zhicheng	ZC1-2	QT-TH007	2008/03/09

Note: All equipments are calibrated with traceable calibrations. Each calibration is traceable to the national or international standards.

11.2. Test Setup



11.3. Limit

Manufactures of U-NII devices are responsible for ensuring frequency stability such that an emission is maintained within the band of operation under all conditions of normal operation as specified in the user’s manual.

11.4. Test Procedure

Frequency Stability Under Temperature Variations:

The equipment under test was connected to an external AC or DC power supply and input rated voltage. RF output was connected to a frequency counter or spectrum analyzer via feed through attenuators. The EUT was placed inside the temperature chamber. Set the spectrum analyzer RBW low enough to obtain the desired frequency resolution and measure EUT 20°C operating frequency as reference frequency. Turn EUT off and set the chamber temperature to highest. After the temperature stabilized for approximately 30 minutes recorded the frequency. Repeat step measure with 10°C decreased per stage until the lowest temperature reached.

Frequency Stability Under Voltage Variations:

Set chamber temperature to 20°C. Use a variable AC power supply / DC power source to power the EUT and set the voltage to rated voltage. Set the spectrum analyzer RBW low enough to obtain the desired frequency resolution and recorded the frequency.

Reduce the input voltage to specify extreme voltage variation ($\pm 15\%$) and endpoint, record the maximum frequency change.

11.5. Uncertainty

The measurement uncertainty is defined as ± 100 Hz

11.6. Test Result

Product	:	WIRELESS-A/N 26DBM NETWORK MINI PCI ADAPTER
Test Item	:	Frequency Stability
Test Site	:	AC-4
Test Mode	:	Carrier Transmit

Operating Frequency: 5180MHz					
Temp (°C)	Voltage (AC)	Frequency Tolerance (ppm)			
		0 minutes	2 minutes	5 minutes	10 minutes
-20	102	2.13	2.13	2.19	2.18
	120	1.98	1.97	1.96	1.98
	138	2.22	2.21	2.21	2.14
20	102	2.13	2.13	2.19	2.18
	120	1.96	1.96	1.95	1.94
	138	2.21	2.21	2.21	2.14
55	102	2.13	2.13	2.19	2.18
	120	1.97	1.96	1.96	1.94
	138	2.22	2.20	2.18	2.16

Operating Frequency: 5700MHz					
Temp (°C)	Voltage (AC)	Frequency Tolerance (ppm)			
		0 minutes	2 minutes	5 minutes	10 minutes
-20	102	2.02	2.03	2.01	2.02
	120	1.68	1.68	1.66	1.65
	138	2.12	2.11	2.08	2.09
20	102	2.02	2.03	2.01	2.02
	120	1.68	1.68	1.66	1.65
	138	2.13	2.11	2.08	2.09
55	102	2.02	2.03	2.01	2.02
	120	1.69	1.67	1.66	1.65
	138	2.12	2.12	2.08	2.09