


WIRELESS-B/G/N 26DBM NETWORK MINI PCI ADAPTER (M/N: IWAVEPORT WLM200N2-26)

1. Test Photograph for Conducted Emission

Description: Front View of Conducted Emission Test Setup




Description: Back View of Conducted Emission Test Setup




2. Test Photograph for Radiated Emission

Description : Front View of Radiated Emission Test Setup for Under 1GHz



Description : Back View of Radiated Emission Test Setup for Under 1GHz



Description : Front View of Radiated Emission Test Setup for Above 1GHz



Description : Back View of Radiated Emission Test Setup for Above 1GHz

