



**卓時檢測**  
TIMEWAY TESTING LABORATORY



**ISO/IEC17025 Accredited Lab.**

Report No: FCC 0711197  
File reference No: 2007-12-19

Applicant: Shenzhen Dynam Industrial&Trading Co.,Ltd

Product: RACON

Model No: DYCN002

Trademark: DYNAM

Test Standards: FCC 47 CFR PART 95 SUBPART C

Test result: It is herewith confirmed and found to comply with the requirements set up by ANSI C63.4&FCC Part 95 Subpart C, regulations for the evaluation of electromagnetic compatibility

Approved By

*Jack Chung*

Jack Chung  
Manager

Dated: Dec 19,2007

**Results appearing herein relate only to the sample tested**

**The technical reports is issued errors and omissions exempt and is subject to withdrawal at**

**SHENZHEN TIMEWAY TECHNOLOGY CONSULTING CO LTD**

5/F,Block 4, Anhua Industrial Zone.,No.8 TaiRan Rd.CheGongMiao,FuTian District,  
Shenzhen,CHINA.

Tel (755) 83448688

Fax (755) 83442996



### **Special Statement:**

The testing quality ability of our laboratory meet with "Quality Law of People's Republic of China" Clause 19.

The testing quality system of our laboratory meet with ISO/IEC-17025 requirements, which is approved by CNAS. This approval result is accepted by MRA of APLAC.

Our test facility is recognized, certified, or accredited by the following organizations:

#### **CNAS-LAB Code: L2292**

The EMC Laboratory has been assessed and in compliance with CNAS-CL01 accreditation criteria for testing Laboratories (identical to ISO/IEC 17025:2005 General Requirements) for the Competence of testing Laboratories.

#### **FCC-Registration No.: 899988**

The EMC Laboratory has been registered and fully described in a report filed with the (FCC) Federal Communications commission. The acceptance letter from the FCC is maintained in our files. Registration No.: 899988.

#### **IC- Registration No.: IC5205A-01**

The EMC Laboratory has been registered and fully described in a report filed with the (IC) Industry Canada. The acceptance letter from the IC is maintained in our files. Registration IC No.: 5205A-01.

The report refers only to the sample tested and does not apply to the bulk.

This report is issued in confidence to the client and it will be strictly treated as such by the Shenzhen Timeway Technology Consulting Co., Ltd. It may not be reproduced rather in its entirety or in part and it may not be used for advertising. The client to whom the report is issued may, however, show or send it, or a certified copy thereof prepared by the Shenzhen Timeway Technology Consulting Co., Ltd. to his customer. Supplier or other persons directly concerned. Shenzhen Timeway Technology Consulting Co., Ltd. will not, without the consent of the client enter into any discussion of correspondence with any third party concerning the contents of the report.

In the event of the improper use of the report, The Shenzhen Timeway Technology Consulting Co., Ltd. reserves the rights to withdraw it and to adopt any other remedies which may be appropriate.



Test Report Conclusion  
Content

<b>1.0</b>	<b>General Details</b>	4
1.1	Test Lab Details	4
1.2	Applicant Details	4
1.3	Description of EUT	4
1.4	Submitted Sample	4
1.5	Test Duration	4
1.6	Test Uncertainty	5
1.7	Test By	5
<b>2.0</b>	<b>List of Measurement Equipment</b>	5
<b>3.0</b>	<b>Technical Details</b>	7
3.1	Summary of Test Results	7
3.2	Test Standards	7
<b>4.0</b>	<b>EUT Modification</b>	7
<b>5.0</b>	<b>Test Result</b>	8
5.1	E.U.T. Operation	8
5.2	Test Procedure & Measurement Data	8
5.2.1	Flid Strength of Fundamental	8
5.2.2	Flid Strength of Harmonics or other Frequency	10
5.2.3	Emission Bandwidth	13
5.3	Frequency Stability	15
5.4	Crystal Access Restrictions	16
5.5	Antenna Requirement	16
<b>6.0</b>	<b>Photographs-Test Setup</b>	17
<b>7.0</b>	<b>Photographs-EUT Constructional Details</b>	18

The report refers only to the sample tested and does not apply to the bulk.

This report is issued in confidence to the client and it will be strictly treated as such by the Shenzhen Timeway Technology Consulting Co., Ltd. It may not be reproduced in its entirety or in part and it may not be used for advertising. The client to whom the report is issued may, however, show or send it, or a certified copy thereof prepared by the Shenzhen Timeway Technology Consulting Co., Ltd. to his customer. Supplier or other persons directly concerned. Shenzhen Timeway Technology Consulting Co., Ltd. will not, without the consent of the client enter into any discussion of correspondence with any third party concerning the contents of the report.

In the event of the improper use of the report, The Shenzhen Timeway Technology Consulting Co., Ltd. reserves the rights to withdraw it and to adopt any other remedies which may be appropriate.



## 1.0 General Details

### 1.1 Test Lab Details

Name : SHEN ZHEN WFLY TECHNOLOGY DEVELOPMENT CO.,LTD  
Address: Flat 618、619,6/F Chuangye Building No.1 Qilin Road,Nanshan District Shenzhen,P.R.China  
Telephone: +86-755- 26581815  
Fax: +86-75526581821  
Site on File with the Federal Communications Commission – United States  
Registration Number: 899988  
For 3m & 10 m OATS  
Site Listed with Industry Canada of Ottawa, Canada  
Registration Number: IC: 5205  
For 3m & 10 m OATS

### 1.2 Applicant Details

Applicant: Shen zhen Dynam Industrial & Trading Co., Ltd  
Address: RM 19B/2 City Building, Fuhua Road, Futian District  
Telephone: +86-755-82883486  
Fax: +86-755-87555185

### 1.3 Description of EUT

Product:	RACON
Brand Name:	DYNAM
Model Number:	DYCN002
Additional Model Name	N/A
Additional Trade Name	N/A
Rating:	12V (8 pcs AA batteries)
Operation Frequency Band	72.010-72.990MHz
Number of Channel	50
Type of Emission	5K50F1D
Antenna Designation	A permanent fixed antenna, which is built-in, designed as an indispensable part of the EUT.

### 1.4 Submitted Sample

1 Sample

### 1.5 Test Duration

2007-11-30 to 2007-12-11

The report refers only to the sample tested and does not apply to the bulk.

This report is issued in confidence to the client and it will be strictly treated as such by the Shenzhen Timeway Technology Consulting Co.,Ltd. It may not be reproduced rather in its entirety or in part and it may not be used for advertising. The client to whom the report is issued may, however, show or send it, or a certified copy thereof prepared by the Shenzhen Timeway Technology Consulting Co.,Ltd to his customer. Supplier or other persons directly concerned. Shenzhen Timeway Technology Consulting Co.,Ltd will not, without the consent of the client enter into any discussion of correspondence with any third party concerning the contents of the report.

In the event of the improper use of the report. The Shenzhen Timeway Technology Consulting Co.,Ltd reserves the rights to withdraw it and to adopt any other remedies which may be appropriate.

Report No: 0711197

Date: 2007-12-19

Page 5 of 23



1.6 Test Uncertainty

Conducted Emissions Uncertainty =  $\pm 3.0\text{dB}$

Radiated Emissions Uncertainty =  $\pm 4.2\text{dB}$

1.7 Test Engineer

*Terry Tang*

The sample tested by \_\_\_\_\_

Print Name: Terry Tang

2.0	Test Equipments				
Instrument Type	Manufacturer	Model	Serial No.	Date of Cal.	Due Date
Continuous Wave Simulator	EM TEST	CWS 500C	0407-05	2007-12-14	2008-12-13
Ultra Compact Simulator	EM TEST	UCS 500 M4	0304-42	2007-12-14	2008-12-13
Harmonic	California Instruments	PACS-1	72305	2007-12-14	2008-12-13
ESPI Test Receiver	ROHDE&SCHWARZ	ESPI 3	100379	2007-12-14	2008-12-13
Absorbing Clamp	ROHDE&SCHWARZ	MDS-21	100126	2007-12-14	2008-12-13
TWO Line-V-NETW	ROHDE&SCHWARZ	EZH3-Z5	100294	2007-12-14	2008-12-13
TWO Line-V-NETW	ROHDE&SCHWARZ	EZH3-Z5	100253	2007-12-14	2008-12-13
Ultra Broadband ANT	ROHDE&SCHWARZ	HL562	100157	2007-12-14	2008-12-13
ESDV Test Receiver	ROHDE&SCHWARZ	ESVD	100008	2007-12-14	2008-12-13
4-WIRE ISN	ROHDE&SCHWARZ	ENY 41	830663/044	2007-12-14	2008-12-13
GG ENY22 Double 2-Wire ISN	ROHDE&SCHWARZ	ENY22	83066/016	2007-12-14	2008-12-13
Impuls-Begrenzer	ROHDE&SCHWARZ	ESH3-Z2	100281	2007-12-14	2008-12-13

The report refers only to the sample tested and does not apply to the bulk.

This report is issued in confidence to the client and it will be strictly treated as such by the Shenzhen Timeway Technology Consulting Co., Ltd. It may not be reproduced rather in its entirety or in part and it may not be used for advertising. The client to whom the report is issued may, however, show or send it, or a certified copy thereof prepared by the Shenzhen Timeway Technology Consulting Co., Ltd. to his customer. Supplier or others persons directly concerned. Shenzhen Timeway Technology Consulting Co., Ltd. will not, without the consent of the client enter into any discussion of correspondence with any third party concerning the contents of the report.

In the event of the improper use of the report, The Shenzhen Timeway Technology Consulting Co., Ltd. reserves the rights to withdraw it and to adopt any other remedies which may be appropriate.

**TEST REPORT**

System Controller	CT	SC100	-	-	-
Printer	EPSON	PHOTO EX3	CFNH234850	-	-
FM-AM Signal Generator	JUNGJIN	SG-150M	389911177	2006-02-20	2007-02-19
Color TV Pattern Generator	PHILIPS	PM5418	LO621747	2006-02-20	2007-02-19
Computer	IBM	8434	1S8434KCE99BLXLO*	-	-
Oscillator	KENWOOD	AG-203D	3070002	2006-02-23	2007-02-22
Spectrum Analyzer	HAMEG	HM5012	-	-	-
Power Supply	LW	APS1502	-	-	-
5K VA AC Power Source	California Instruments	5001iX	56060	2006-02-20	2007-02-19
CDN	EM TEST	CDN M2/M3	-	2006-02-20	2007-02-19
Attenuation	EM TEST	ATT6/75	-	2006-02-20	2007-02-19
Resistance	EM TEST	R100	-	2006-02-20	2007-02-19
Electromagnetic Injection Clamp	LITTHI	EM101	35708	2006-02-20	2007-02-19
Inductive Components	EM TEST	MC2630	-	2006-02-20	2007-02-19
Antenna	EM TEST	MS100	-	2006-02-20	2007-02-19
Signal Generator	ROHDE&SCHWARZ	SMT03	100029	2007-02-02	2008-02-01
Power Amplifier	AR	150W1000	300999	2007-02-02	2008-02-01
Field probe	Holaday	HI-6005	105152	2007-02-02	2008-02-01
Bilog Antenna	Chase	CBL6111C	2576	2007-02-02	2008-02-01
ESPI Test Receiver	ROHDE&SCHWARZ	ESI26	838786/013	2007-02-02	2008-02-01
3m OATS	--	--	N/A	2007-02-02	2008-02-01
Temperature Chamber	Sunan Instruments	MZ01	03MD09036	2006-12-24	2007-12-23

The report refers only to the sample tested and does not apply to the bulk.

This report is issued in confidence to the client and it will be strictly treated as such by the Shenzhen Timeway Technology Consulting Co., Ltd. It may not be reproduced in its entirety or in part and it may not be used for advertising. The client to whom the report is issued may, however, show or send it, or a certified copy thereof prepared by the Shenzhen Timeway Technology Consulting Co., Ltd. to his customer. Supplier or other persons directly concerned. Shenzhen Timeway Technology Consulting Co., Ltd. will not, without the consent of the client enter into any discussion of correspondence with any third party concerning the contents of the report.

In the event of the improper use of the report, The Shenzhen Timeway Technology Consulting Co., Ltd. reserves the rights to withdraw it and to adopt any other remedies which may be appropriate.



### 3.0 Technical Details

#### 3.1 Summary of test results

The EUT has been tested according to the following specifications:			
Standard	Test Type	Standard Paragraph	Result
FCC Part 95: 2002	Flid Strength of Fundamental	Section 95.639	PASS
FCC Part 95: 2002	Flid Strength of Harmornics or other Frequency	Section 95.635	PASS
FCC Part 95: 2002	Emission Bandwidth	Section 95.633	PASS
FCC Part 95: 2002	Frequency Stability	Section 95.623	PASS
FCC Part 95: 2002	Crystal Access Restrictions	Section 95.645	PASS
FCC Part95: 2002	Antenna Requirement	Section 95.645	PASS

#### 3.2 Test Standards: FCC Part 95: 2002

**Note: The fundamental frequencies as follows:**

72.01; 72.03; 72.05; 72.07; 72.09;  
72.11; 72.13; 72.15; 72.17; 72.19;  
72.21; 72.23; 72.25; 72.27; 72.29;  
72.31; 72.33; 72.35; 72.37; 72.39;  
72.41; 72.43; 72.45; 72.47; 72.49;  
72.51; 72.53; 72.55; 72.57; 72.59;  
72.61; 72.63; 72.65; 72.67; 72.69;  
72.71; 72.73; 72.75; 72.77; 72.79;  
72.81; 72.83; 72.85; 72.87; 72.89;  
72.91; 72.93; 72.95; 72.97; 72.99.

**Since the same PCBS only use 50 types of crystals, only the 72.510MHz product was completely tested in the whole report**

### 4.0 EUT Modification

**No modification by Shenzhen Timeway Technology Consulting Co., Ltd**

The report refers only to the sample tested and does not apply to the bulk.

This report is issued in confidence to the client and it will be strictly treated as such by the Shenzhen Timeway Technology Consulting Co.,Ltd. It may not be reproduced rather in its entirety or in part and it may not be used for advertng. The client to whom the report is issued may, however, show or send it . or a certified copy there of prepared by the Shenzhen Timeway Technology Consulting co.,Ltd to his customer. Supplier or others persons directly concerned. Shenzhen Timeway Technology Consulting co.,Ltd will not, without the consent of the client enter into any discussion of correspondence with any third party concerning the contents of the report.

In the event of the improper use of the report. The Shenzhen Timeway Technology Consulting co.,Ltd reserves the rights to withdraw it and to adopt any other remedies which may be appropriate.



## **5.0 Field Strength of Fundamental**

### **5.1 E.U.T. Operation**

Input voltage: 12V DC (8 x 'AA' Size Rechargeable Batteries).

Operating Environment:

Temperature: 24.0 °C

Humidity: 56 % RH

Atmospheric Pressure: 1012 mbar

EUT Operation: Test in transmitting mode:

### **5.2 Test Procedure & Measurement Data**

#### **5.2.1 Test Procedure & Measurement Data Field Strength of Fundamental**

Test Requirement: FCC Part 95 Section 95.639

Test Method: Based on ANSI C 63.4.

Test Date: November 30, 2007-December 11, 2007

Measurement Distance: 3m (OATS)

Test instrumentation resolution bandwidth 120 kHz (30 MHz - 1000 MHz)

Operation: Receive antenna scan height 1 - 4 m, polarization Vertical/Horizontal

Requirements: The maximum transmitter power for an R/C transmitter, under any condition of modulation, should not exceed a carrier power or peak envelope TP of: For 72-76 MHz operation: the limit is 0.75 W.

#### **Test Procedure:**

Test Method: The procedure used was ANSI Standard C63.4-2003.

The technique used to find the output power of the transmitter was the antenna substitution method. The following test procedure was followed:

1. The EUT was powered ON and placed on a table in the chamber. The antenna of the transmitter was extended to its maximum length.
2. The fundamental frequency (72.510MHz) of the transmitter was maximized on the test Receiver display by raising and lowering the receive antenna and by rotating the turntable. After the fundamental emission was maximized, a field strength measurement was made.
3. Steps 1 and 2 were performed with the EUT and the receive antenna in both vertical and horizontal polarization and performed a pre-test three orthogonal planes.

The report refers only to the sample tested and does not apply to the bulk.

This report is issued in confidence to the client and it will be strictly treated as such by the Shenzhen Timeway Technology Consulting Co., Ltd. It may not be reproduced rather in its entirety or in part and it may not be used for advertising. The client to whom the report is issued may, however, show or send it, or a certified copy thereof prepared by the Shenzhen Timeway Technology Consulting Co., Ltd. to his customer. Supplier or other persons directly concerned. Shenzhen Timeway Technology Consulting Co., Ltd. will not, without the consent of the client enter into any discussion of correspondence with any third party concerning the contents of the report.

In the event of the improper use of the report. The Shenzhen Timeway Technology Consulting Co., Ltd. reserves the rights to withdraw it and to adopt any other remedies which may be appropriate.

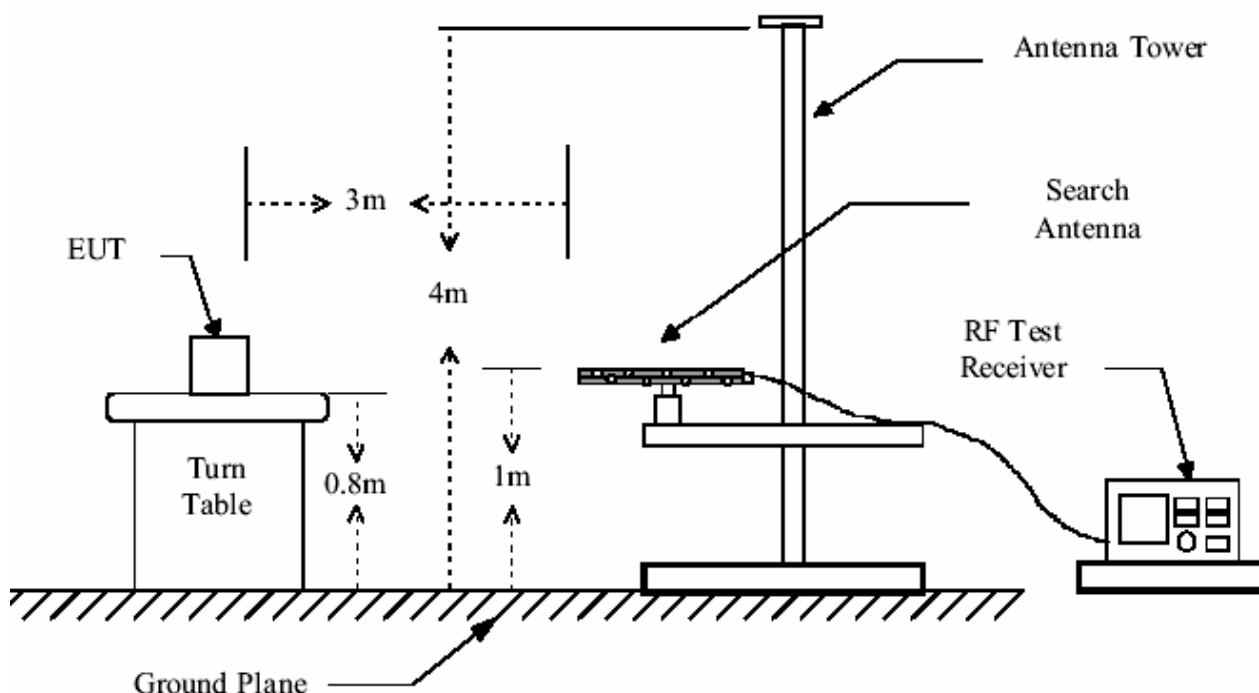




## **TEST REPORT**

4. The transmitter was then removed and replaced with a substitution antenna.
5. A signal at the fundamental frequency (72.510MHz) was fed to the substitution antenna by means of a non-radiating cable. With both the substitution and the receive antennas horizontally and vertically polarized, the receive antenna was raised and lowered to obtain a maximum reading at the test Receiver. The level of the signal generator was adjusted until the measured field strength level in step 2 is obtained for this set of conditions.
6. The output power into the substitution antenna was then measured.

### **Test Configuration:**



### **Test result:**

The highest field strength measured at the fundamental frequency (72.510MHz) was 84.6dB $\mu$ V/m at a distance of 3 meters.

The transmitter output power found using the antenna substitution method was 2.5mW.

The unit does meet the FCC requirements.

The report refers only to the sample tested and does not apply to the bulk.

This report is issued in confidence to the client and it will be strictly treated as such by the Shenzhen Timeway Technology Consulting Co., Ltd. It may not be reproduced rather in its entirety or in part and it may not be used for advertising. The client to whom the report is issued may, however, show or send it, or a certified copy thereof prepared by the Shenzhen Timeway Technology Consulting Co., Ltd. to his customer. Supplier or other persons directly concerned. Shenzhen Timeway Technology Consulting Co., Ltd. will not, without the consent of the client enter into any discussion of correspondence with any third party concerning the contents of the report.

In the event of the improper use of the report, The Shenzhen Timeway Technology Consulting Co., Ltd. reserves the rights to withdraw it and to adopt any other remedies which may be appropriate.



### 5.2.2 Flid Strength of Harmonics or other Frequency

Test Requirement: FCC Part 95 Section 95.635

Test Method: Based on ANSI C 63.4.

Test Date: November 30, 2007-December 11, 2007

Measurement Distance: 3m (OATS)

Frequency ranges 30 MHz – 1GHz for transmitting mode.

Test instrumentation resolution bandwidth

120 kHz (30 MHz - 1000 MHz)

Operation: Receive antenna scan height 1 - 4 m, polarization Vertical/Horizontal

Requirements:

The power of each unwanted emission should be less than the transmitter power (TP) by at least  $56+10\log(TP)$  on any frequency removed from the center of the authorized bandwidth by more than 250%.

The transmitter complied with the radiated spurious requirement and the following table contains the 7 highest spurious emissions.

Limit:  $56 + 10 \log_{10} (P)$  dB

**Test Procedure:** The procedure used was ANSI Standard C63.4-2003. The receive was scanned from 30MHz to 1GHz. When an emission was found, the table was rotated to produce the maximum signal strength. An initial pre-scan was performed for in peak detection mode using the receiver. The EUT was measured for both the Horizontal and Vertical polarities and performed a pre-test three orthogonal planes. For intentional radiators, measurements of the variation of the input power or the radiated signal level of the fundamental frequency component of the emission, as appropriate, shall be performed with the supply voltage varied between 85% and 115% of the nominal rated supply voltage. The worst case emissions were reported.

The report refers only to the sample tested and does not apply to the bulk.

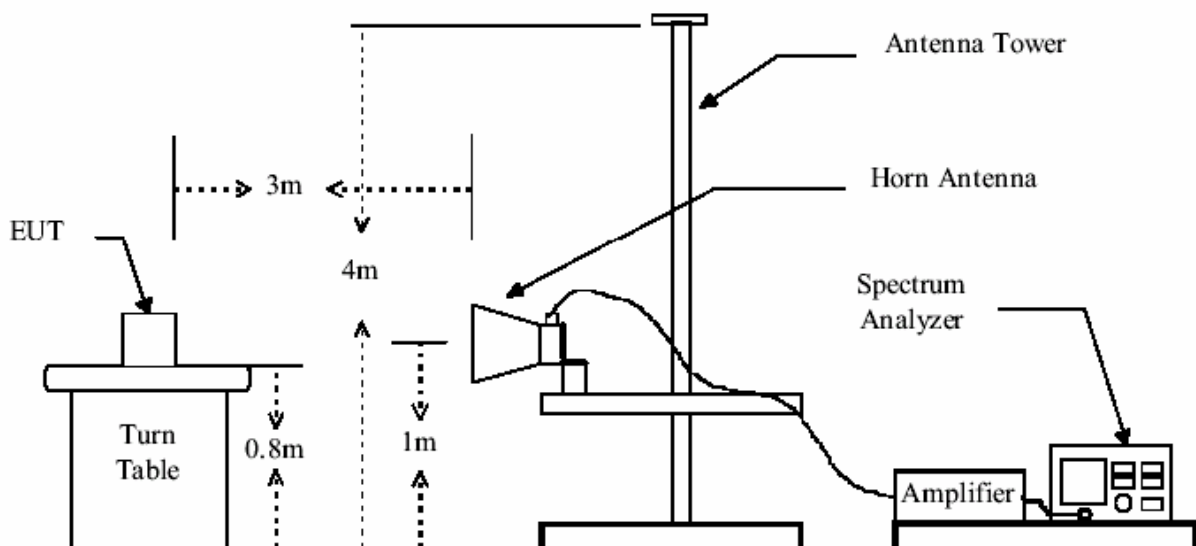
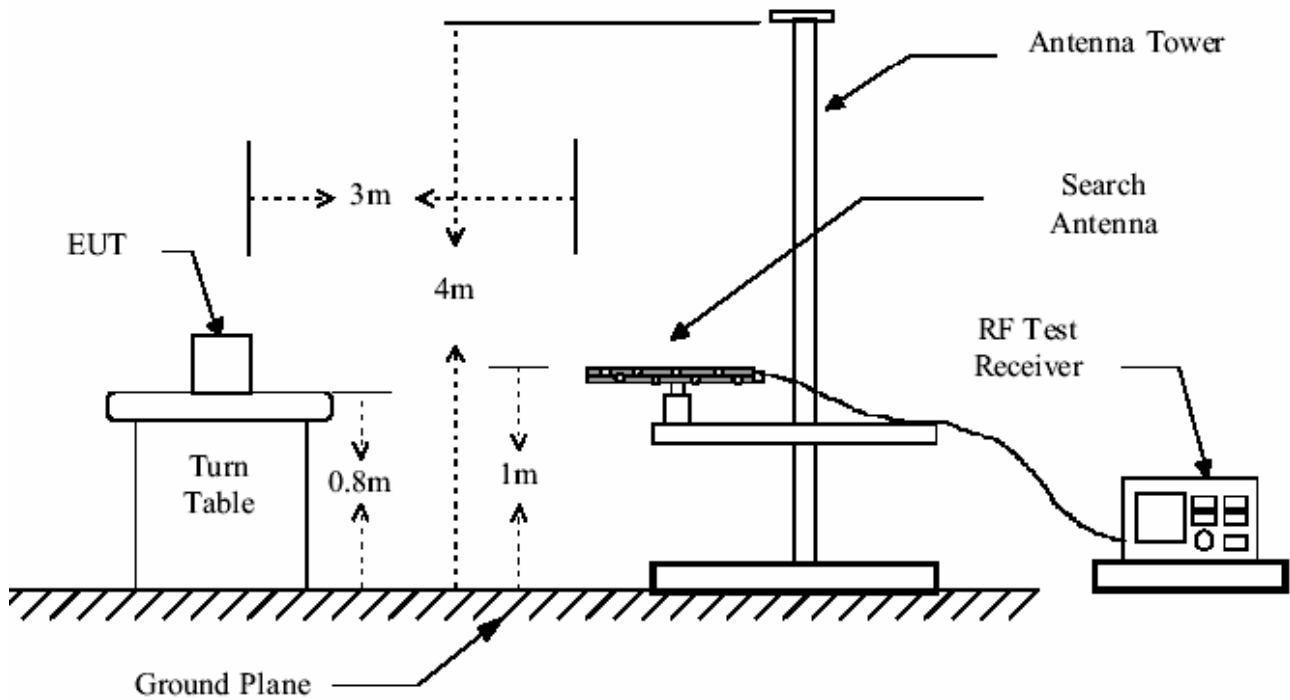
This report is issued in confidence to the client and it will be strictly treated as such by the Shenzhen Timeway Technology Consulting Co., Ltd. It may not be reproduced in its entirety or in part and it may not be used for advertising. The client to whom the report is issued may, however, show or send it, or a certified copy thereof prepared by the Shenzhen Timeway Technology Consulting Co., Ltd. to his customer. Supplier or other persons directly concerned. Shenzhen Timeway Technology Consulting Co., Ltd. will not, without the consent of the client enter into any discussion of correspondence with any third party concerning the contents of the report.

In the event of the improper use of the report, The Shenzhen Timeway Technology Consulting Co., Ltd. reserves the rights to withdraw it and to adopt any other remedies which may be appropriate.



## TEST REPORT

### Test Configuration:



The report refers only to the sample tested and does not apply to the bulk.

This report is issued in confidence to the client and it will be strictly treated as such by the Shenzhen Timeway Technology Consulting Co., Ltd. It may not be reproduced rather in its entirety or in part and it may not be used for advertising. The client to whom the report is issued may, however, show or send it, or a certified copy thereof prepared by the Shenzhen Timeway Technology Consulting Co., Ltd. to his customer. Supplier or others persons directly concerned. Shenzhen Timeway Technology Consulting Co., Ltd. will not, without the consent of the client enter into any discussion of correspondence with any third party concerning the contents of the report.

In the event of the improper use of the report, The Shenzhen Timeway Technology Consulting Co., Ltd reserves the rights to withdraw it and to adopt any other remedies which may be appropriate.



The field strength is calculated by adding the Antenna Factor, Cable Factor & Preamplifier.

The basic equation with a sample calculation is as follows:

Final Test Level = Receiver Reading + Antenna Factor + Cable Factor – Preamplifier Factor

The following test results were performed on the EUT:

#### Quasi-Peak Measurement

Frequency (MHz)	Emission Level (dBm)	Horiz /Vert	Limits (dBm)	Margin (dB)
54.399	-45.31	V	-26	-19.31
326.316	-51.21	V	-26	-25.21
507.596	-45.57	V	-26	-19.57
525.706	-47.25	V	-26	-21.25
146.402	-51.40	H	-26	-25.40

1. Level = Read Level + Antenna Factor + Cable Loss – Preamp Factor.
2. 0° was the table front facing the antenna. Degree is calculated from 0° clockwise facing the antenna.
3. Margin= Emission Level-Limit

The unit does meet the FCC requirements.

The report refers only to the sample tested and does not apply to the bulk.

This report is issued in confidence to the client and it will be strictly treated as such by the Shenzhen Timeway Technology Consulting Co., Ltd. It may not be reproduced rather in its entirety or in part and it may not be used for advertising. The client to whom the report is issued may, however, show or send it or a certified copy thereof prepared by the Shenzhen Timeway Technology Consulting Co., Ltd to his customer. Supplier or others persons directly concerned. Shenzhen Timeway Technology Consulting Co., Ltd will not, without the consent of the client enter into any discussion of correspondence with any third party concerning the contents of the report.

In the event of the improper use of the report. The Shenzhen Timeway Technology Consulting Co., Ltd reserves the rights to withdraw it and to adopt any other remedies which may be appropriate.



### 5.2.3 Emission Bandwidth

Test Requirement: FCC Part 95 Section 95.633

Test Method: Based on ANSI C 63.4.

Test Date: November 30, 2007-December 11, 2007

Requirements: An R/C transmitter is allowed to transmit any appropriate non-voice emission, which meets the emission limitations for an R/C transmitter.

The authorized bandwidth for any emission type transmitted by an R/C transmitter is 8kHz.

The power of each unwanted emission shall be less than the transmitter power (TP) by:

- (1) At least 25 dB (decibels) on any frequency removed from the center of the authorized bandwidth by more than 50% up to and including 100% of the authorized bandwidth.
- (2) At least 45 dB on any frequency removed from the center of the authorized bandwidth by more than 100% up to and including 125% of the authorized bandwidth.
- (3) At least 55 dB on any frequency removed from the center of the authorized bandwidth by more than 125% up to and including 250% of the authorized bandwidth.
- (4) At least  $56 + 10 \log_{10} (TP)$  dB on any frequency removed from the center of the authorized bandwidth by more than 250%.

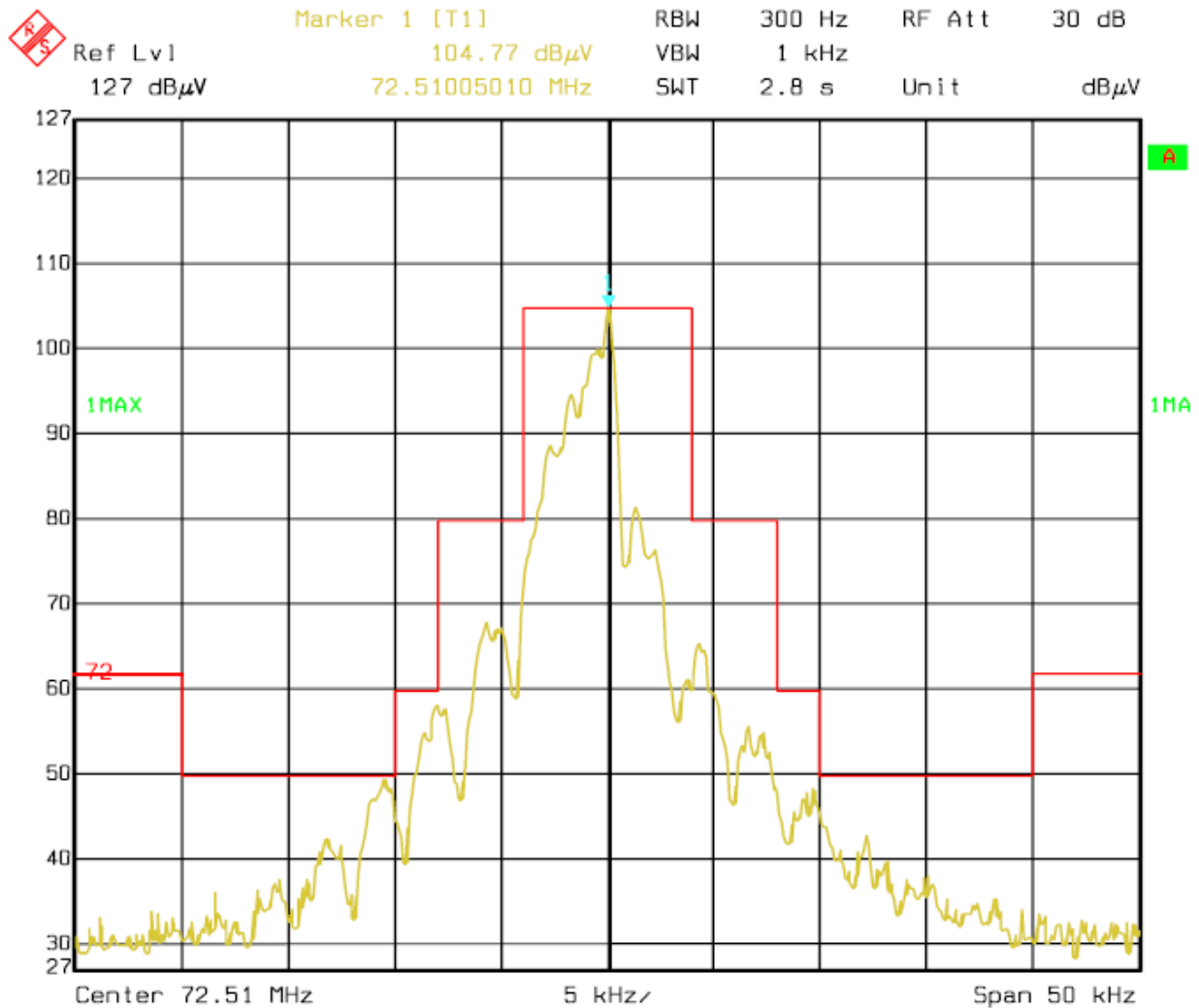
The following plot shows the test results.

The unit does meet the FCC requirements.

The report refers only to the sample tested and does not apply to the bulk.

This report is issued in confidence to the client and it will be strictly treated as such by the Shenzhen Timeway Technology Consulting Co., Ltd. It may not be reproduced in its entirety or in part and it may not be used for advertising. The client to whom the report is issued may, however, show or send it, or a certified copy thereof prepared by the Shenzhen Timeway Technology Consulting Co., Ltd. to his customer. Supplier or other persons directly concerned. Shenzhen Timeway Technology Consulting Co., Ltd. will not, without the consent of the client enter into any discussion of correspondence with any third party concerning the contents of the report.

In the event of the improper use of the report, The Shenzhen Timeway Technology Consulting Co., Ltd. reserves the rights to withdraw it and to adopt any other remedies which may be appropriate.



Date: 10.DEC.2007 17:56:49

The unit does meet the FCC requirements.

Calculation:  $B_n = 2M + 2DK$   
M=Modulation Frequency:  $M = 1.25\text{kHz}$   
D=Peak frequency deviation:  $D = 1.5\text{kHz}$   
K=Overall Numerical Factor:  $K = 1$   
 $B_n = 2 * 1.25\text{kHz} + 2 * 1.5 * 1\text{kHz} = 5.5\text{kHz}$   
Type of Emission: 5K50F1D

The report refers only to the sample tested and does not apply to the bulk.  
This report is issued in confidence to the client and it will be strictly treated as such by the Shenzhen Timeway Technology Consulting Co., Ltd. It may not be reproduced rather in its entirety or in part and it may not be used for advertising. The client to whom the report is issued may, however, show or send it, or a certified copy thereof prepared by the Shenzhen Timeway Technology Consulting Co., Ltd to his customer. Supplier or others persons directly concerned. Shenzhen Timeway Technology Consulting Co., Ltd will not, without the consent of the client enter into any discussion of correspondence with any third party concerning the contents of the report.  
In the event of the improper use of the report. The Shenzhen Timeway Technology Consulting Co., Ltd reserves the rights to withdraw it and to adopt any other remedies which may be appropriate.



### 5.3 Frequency Stability

Test Requirement: FCC Part 95 Section 95.623

Test Method: Based on ANSI C 63.4.

Test Date: November 30, 2007-December 11, 2007

Requirements: All other R/C transmitters that transmit in the 72-76 MHz frequency band must be maintained within a frequency tolerance of 0.002% (20ppm).

Test Method:

Frequency measurements were made as follows:

- (a) at 10 degree intervals of temperatures between -30°C and +50°C at the manufacturer's rated supply voltage, and
- (b) at +20°C temperature and  $\pm 15\%$  supply voltage variations.

Note, for handheld equipment that is only capable of operating from internal batteries, reduce the primary supply voltage to the battery operating end point. The manufacturer should specify the battery operating endpoint voltage of the equipment.

Test Results:

#### Frequency Stability vs. Temperature

Assigned Frequency (MHz)	Temperature (°C)	Measured Frequency (MHz)	Frequency Deviation (kHz)	Limit (kHz)
72.510	-30	72.51043	0.43	$\pm 1.44$
	-20	72.51029	0.29	$\pm 1.44$
	-10	72.51033	0.33	$\pm 1.44$
	0	72.51026	0.26	$\pm 1.44$
	+10	72.51013	0.13	$\pm 1.44$
	+20	72.51005	0.05	$\pm 1.44$
	+30	72.51011	0.11	$\pm 1.44$
	+40	72.51012	0.12	$\pm 1.44$
	+50	72.51025	0.25	$\pm 1.44$

#### Frequency Stability vs. Supply Voltage

Nominal Voltage: 12VDC Temperature: 20°C

Assigned Frequency (MHz)	Voltage (V)	Measured Frequency (MHz)	Frequency Deviation (kHz)	Limit (kHz)
72.510	12	72.51005	0.05	$\pm 1.44$
	9.0	72.51062	0.62	$\pm 1.44$
	8.3	72.51083	0.83	$\pm 1.44$

Note: The applicant declared the endpoint voltage 8.3Vdc  
It will give the operation guidance to the customer in the user manual

The unit does meet the FCC requirements.

The report refers only to the sample tested and does not apply to the bulk.

This report is issued in confidence to the client and it will be strictly treated as such by the Shenzhen Timeway Technology Consulting Co., Ltd. It may not be reproduced rather in its entirety or in part and it may not be used for advertising. The client to whom the report is issued may, however, show or send it, or a certified copy thereof prepared by the Shenzhen Timeway Technology Consulting Co., Ltd. to his customer. Supplier or others persons directly concerned. Shenzhen Timeway Technology Consulting Co., Ltd. will not, without the consent of the client enter into any discussion of correspondence with any third party concerning the contents of the report.

In the event of the improper use of the report. The Shenzhen Timeway Technology Consulting Co., Ltd. reserves the rights to withdraw it and to adopt any other remedies which may be appropriate.



#### **5.4 Crystal Access Restrictions**

The EUT has no control knobs, switches, or other type of adjustments either on the operating front panel or on the exterior of the transmitter enclosure, which when manipulated can result in violation of the rules. The plug in crystal is not accessible to the user.

#### **5.5 Antenna Requirement**

The antenna of each FRS unit, and the antenna of each R/C station transmitting in the 72–76 MHz band, must be an integral part of the transmitter. The antenna must have no gain (as compared to a half-wave dipole) and must be vertically polarized.

#### **The EUT meets FCC's requirements**

The report refers only to the sample tested and does not apply to the bulk.

This report is issued in confidence to the client and it will be strictly treated as such by the Shenzhen Timeway Technology Consulting Co., Ltd. It may not be reproduced rather in its entirety or in part and it may not be used for advertising. The client to whom the report is issued may, however, show or send it, or a certified copy thereof prepared by the Shenzhen Timeway Technology Consulting Co., Ltd. to his customer. Supplier or other persons directly concerned. Shenzhen Timeway Technology Consulting Co., Ltd. will not, without the consent of the client enter into any discussion of correspondence with any third party concerning the contents of the report.

In the event of the improper use of the report, The Shenzhen Timeway Technology Consulting Co., Ltd. reserves the rights to withdraw it and to adopt any other remedies which may be appropriate.





## 6.0 FCC ID Label

**FCC ID: TIVDYNAM-CN002**

**This device complies with part 95 of the FCC rules.**

The label must not be a stick-on paper label. The label on these products must be permanently affixed to the product and readily visible at the time of purchase and must last the expected lifetime of the equipment not be readily detachable.

### Mark Location:



FCC ID Label Location

The report refers only to the sample tested and does not apply to the bulk.

This report is issued in confidence to the client and it will be strictly treated as such by the Shenzhen Timeway Technology Consulting Co., Ltd. It may not be reproduced in its entirety or in part and it may not be used for advertising. The client to whom the report is issued may, however, show or send it, or a certified copy thereof prepared by the Shenzhen Timeway Technology Consulting Co., Ltd. to his customer. Supplier or other persons directly concerned. Shenzhen Timeway Technology Consulting Co., Ltd. will not, without the consent of the client enter into any discussion of correspondence with any third party concerning the contents of the report.

In the event of the improper use of the report, The Shenzhen Timeway Technology Consulting Co., Ltd. reserves the rights to withdraw it and to adopt any other remedies which may be appropriate.



**7.0 Photo of testing**

7.1 Conducted test View--

N/A

7.2 Radiated emission test view



The report refers only to the sample tested and does not apply to the bulk.

This report is issued in confidence to the client and it will be strictly treated as such by the Shenzhen Timeway Technology Consulting Co., Ltd. It may not be reproduced rather in its entirety or in part and it may not be used for advertising. The client to whom the report is issued may, however, show or send it, or a certified copy thereof prepared by the Shenzhen Timeway Technology Consulting Co., Ltd. to his customer. Supplier or other persons directly concerned. Shenzhen Timeway Technology Consulting Co., Ltd. will not, without the consent of the client enter into any discussion of correspondence with any third party concerning the contents of the report.

In the event of the improper use of the report, The Shenzhen Timeway Technology Consulting Co., Ltd. reserves the rights to withdraw it and to adopt any other remedies which may be appropriate.



### 7.3 Photo for the EUT

Outside View for transmitter



The report refers only to the sample tested and does not apply to the bulk.  
This report is issued in confidence to the client and it will be strictly treated as such by the Shenzhen Timeway Technology Consulting Co., Ltd. It may not be reproduced rather in its entirety or in part and it may not be used for advertising. The client to whom the report is issued may, however, show or send it, or a certified copy thereof prepared by the Shenzhen Timeway Technology Consulting Co., Ltd. to his customer. Supplier or other persons directly concerned. Shenzhen Timeway Technology Consulting Co., Ltd. will not, without the consent of the client enter into any discussion of correspondence with any third party concerning the contents of the report.  
In the event of the improper use of the report. The Shenzhen Timeway Technology Consulting Co., Ltd. reserves the rights to withdraw it and to adopt any other remedies which may be appropriate.





Outside View for transmitter



The report refers only to the sample tested and does not apply to the bulk.  
This report is issued in confidence to the client and it will be strictly treated as such by the Shenzhen Timeway Technology Consulting Co., Ltd. It may not be reproduced rather in its entirety or in part and it may not be used for advertising. The client to whom the report is issued may, however, show or send it, or a certified copy thereof prepared by the Shenzhen Timeway Technology Consulting Co., Ltd. to his customer. Supplier or other persons directly concerned. Shenzhen Timeway Technology Consulting Co., Ltd. will not, without the consent of the client enter into any discussion of correspondence with any third party concerning the contents of the report.  
In the event of the improper use of the report. The Shenzhen Timeway Technology Consulting Co., Ltd. reserves the rights to withdraw it and to adopt any other remedies which may be appropriate.



Interior View for transmitter



The report refers only to the sample tested and does not apply to the bulk.

This report is issued in confidence to the client and it will be strictly treated as such by the Shenzhen Timeway Technology Consulting Co., Ltd. It may not be reproduced rather in its entirety or in part and it may not be used for advertising. The client to whom the report is issued may, however, show or send it, or a certified copy thereof prepared by the Shenzhen Timeway Technology Consulting Co., Ltd. to his customer, supplier or other persons directly concerned. Shenzhen Timeway Technology Consulting Co., Ltd. will not, without the consent of the client, enter into any discussion of correspondence with any third party concerning the contents of the report.

In the event of the improper use of the report, the Shenzhen Timeway Technology Consulting Co., Ltd. reserves the rights to withdraw it and to adopt any other remedies which may be appropriate.





Interior View for transmitter



The report refers only to the sample tested and does not apply to the bulk.



This report is issued in confidence to the client and it will be strictly treated as such by the Shenzhen Timeway Technology Consulting Co., Ltd. It may not be reproduced rather in its entirety or in part and it may not be used for advertising. The client to whom the report is issued may, however, show or send it, or a certified copy thereof prepared by the Shenzhen Timeway Technology Consulting Co., Ltd. to his customer, supplier or other persons directly concerned. Shenzhen Timeway Technology Consulting Co., Ltd. will not, without the consent of the client, enter into any discussion of correspondence with any third party concerning the contents of the report.

In the event of the improper use of the report, the Shenzhen Timeway Technology Consulting Co., Ltd. reserves the rights to withdraw it and to adopt any other remedies which may be appropriate.





Interior View for transmitter



**-End of the report--**

The report refers only to the sample tested and does not apply to the bulk.

This report is issued in confidence to the client and it will be strictly treated as such by the Shenzhen Timeway Technology Consulting Co., Ltd. It may not be reproduced rather in its entirety or in part and it may not be used for advertising. The client to whom the report is issued may, however, show or send it or a certified copy thereof prepared by the Shenzhen Timeway Technology Consulting Co., Ltd. to his customer. Supplier or other persons directly concerned. Shenzhen Timeway Technology Consulting Co., Ltd. will not, without the consent of the client enter into any discussion of correspondence with any third party concerning the contents of the report.

In the event of the improper use of the report, The Shenzhen Timeway Technology Consulting Co., Ltd. reserves the rights to withdraw it and to adopt any other remedies which may be appropriate.