


**Test Number: 173-08**

**Issue Date: 7/18/2008**


Internal Photos - BSAP-1800  
Antenna - Bottom Side



Test Number: 173-08

Issue Date: 7/18/2008


Internal Photos - BSAP-1800  
Antenna - Top Side



**Test Number: 173-08**

**Issue Date: 7/18/2008**


Internal Photos - BSAP-1800  
Antenna in Case



**Test Number: 173-08**

**Issue Date: 7/18/2008**


Internal Photos - BSAP-1800  
Main Board in Case - Front



**Test Number: 173-08**

**Issue Date: 7/18/2008**


Internal Photos - BSAP-1800  
Main Board – Rear



**Test Number: 173-08**

**Issue Date: 7/18/2008**


Internal Photos - BSAP-1800  
Main Board with Screen Front



**Test Number: 173-08**

**Issue Date: 7/18/2008**

Internal Photos - BSAP-1800  
Main Board without Screen – Front




Test Number: 173-08

Issue Date: 7/18/2008

Internal Photos - BSAP-1800

Main Board without Screen, Radio Modules and Filter Boards – Front





Test Number: 173-08

Issue Date: 7/18/2008

Internal Photos - BSAP-1800  
Transmitter Board – Front



Internal Photos - BSAP-1800  
Transmitter Board – Rear



Test Number: 173-08

Issue Date: 7/18/2008

Internal Photos - BSAP-1800  
Transmitter Board without Cover – Front




**Test Number: 173-08**

**Issue Date: 7/18/2008**


Internal Photos - BSAP-1800

2.4 GHz Filter Board for 5 GHz Radio Module – Front



Internal Photos - BSAP-1800


2.4 GHz Filter Board for 5 GHz Radio Module – Rear



Test Number: 173-08

Issue Date: 7/18/2008

Internal Photos - BSAP-1800  
5 GHz Filter Board for 2.4 GHz Radio Module – Front



Internal Photos - BSAP-1800  
5 GHz Filter Board for 2.4 GHz Radio Module – Rear

