






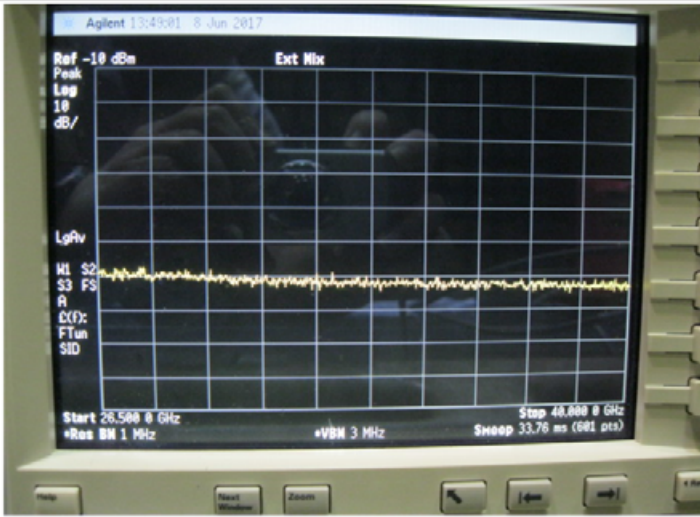



Radiated Emissions Photographs		Page:	1	of	4
					
EUT Front View 30MHz to 18GHz	EUT Rear View 30MHz to 18GHz				
					
EUT Setup View	EUT Front View 18 to 26GHz				

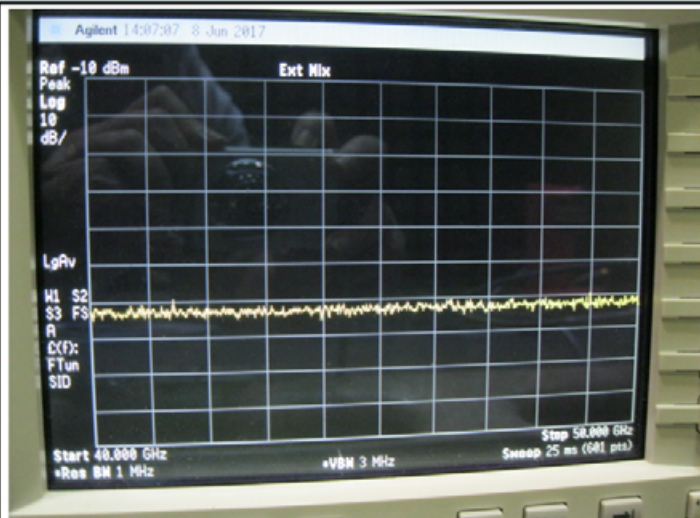
Radiated Emissions Photographs		Page:	2	of	4
					
EUT Rear View 18 to 26GHz	EUT Side View 18 to 26GHz				
					
EUT Setup View 26 to 40GHz	Spectrum Analyzer Screen View 26 to 40GHz				

Radiated Emissions Photographs


Page: 3 of 4



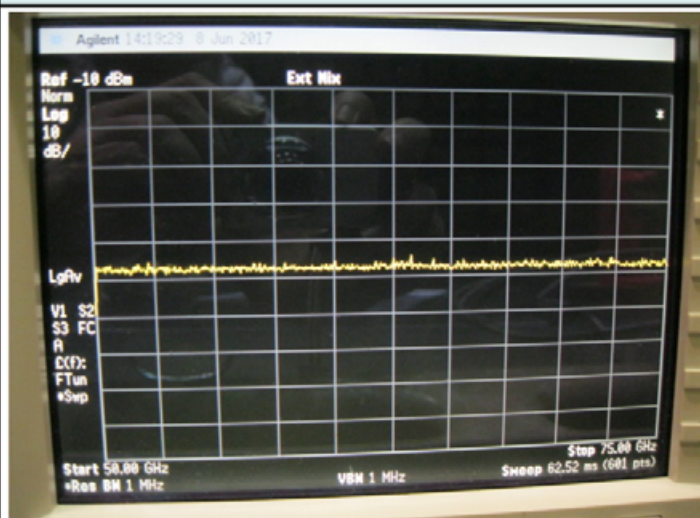
EUT Setup View 40 to 50GHz



Spectrum Analyzer Screen View 40 to 50GHz




EUT Setup View 50 to 75GHz



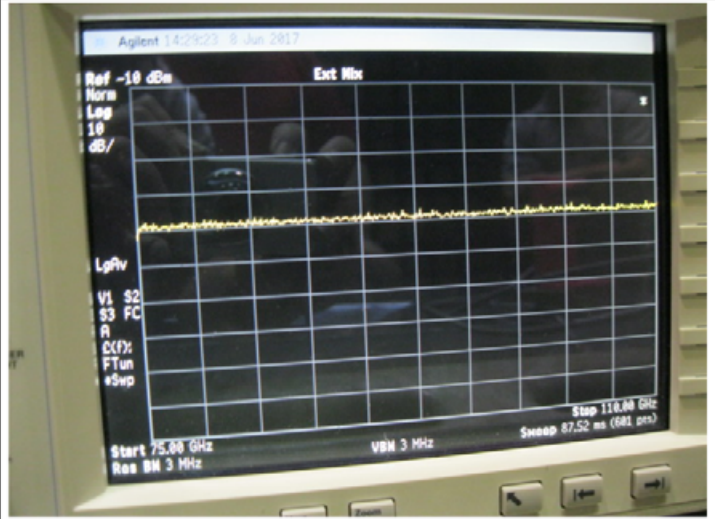
Spectrum Analyzer Screen View 50 to 75GHz

Radiated Emissions Photographs


Page: 4 of 4




EUT Setup View 75 to 110GHz



Spectrum Analyzer Screen View 75 to 110GHz




EUT Setup View 26 to 110GHz



EUT Setup View 26 to 110GHz

Above included spurious and fundamental radiated power measurements.



Bandwidth
