



**Annex B External photographs**



181223\_1.jpg: QLX3 liquid module, 3-D-view 1

**Annex B External photographs**



181223\_2.jpg: QLX3 liquid module, 3-D-view 2

**Annex B External photographs**




181223\_4.jpg: QLX3 liquid module, type plate view

**Annex B External photographs**




181223\_16.jpg: Test Adapter, 3-D-view

**Annex B External photographs**



181223\_17.jpg: Test Adapter, connector view

**Annex B External photographs**



181223\_20.jpg: Test Adapter, QLX3 liquid module and Dosing head mounted

**Annex B External photographs**



181223\_18.jpg: Dosing head QL001 (with TAG), front view

**Annex B External photographs**



181223\_19.jpg: Dosing head QL001 (with TAG), rear view



**Annex B External photographs**



181223\_22.jpg: QLX3 liquid module, type plate of dedicated AC/DC adaptor