

47 CFR PART 15 SUBPART C TEST REPORT

for

TPMS

Model No.: SP401

FCC ID: TH9SP401

of

Applicant: Orange Electronic Co., Ltd

Address: 5F., No.29, Keya Rd., Daya Dist., Taichung City 428, Taiwan

Tested and Prepared

by

Worldwide Testing Services (Taiwan) Co., Ltd.

FCC Registration No.: TW1477, TW0020, TW1072


Industry Canada filed test laboratory Reg. No. 20037

A2LA Accredited No.: 2732.01



Report No.: W6M22005-19897-C-1


6F, NO. 58, LANE 188, RUEY-KUANG RD., NEIHU TAIPEI 114, TAIWAN, R.O.C.
TEL: 886-2-66068877 FAX: 886-2-66068879 E-mail: wts@wts-lab.com



Registration number: W6M22005-19897-C-1
FCC ID: TH9SP401

TABLE OF CONTENTS

1	GENERAL INFORMATION	2
1.1	NOTES	2
1.2	TESTING LABORATORY	3
1.2.1	Location	3
1.2.2	Details of accreditation status	3
1.3	DETAILS OF APPROVAL HOLDER	3
1.4	APPLICATION DETAILS	4
1.5	TEST ITEM.....	4
1.6	TEST STANDARDS	4
2	TECHNICAL TEST	5
2.1	SUMMARY OF TEST RESULTS.....	5
2.2	TEST ENVIRONMENT	5
2.3	TEST MODE	6
2.4	TEST EQUIPMENT UTILIZED.....	7
2.5	GENERAL TEST PROCEDURE.....	10
3	TEST RESULTS (ENCLOSURE)	11
3.1	TRANSMISSION REQUIREMENTS	12
3.1.1	Limit of Transmission Time.....	12
3.1.2	Results for the duration and silent period measurement.....	12
3.2	OUTPUT POWER (FIELD STRENGTH)	13
3.3	OUT OF BAND RADIATED EMISSIONS	21
3.4	TRANSMITTER RADIATED EMISSIONS IN RESTRICTED BANDS.....	22
3.5	SPURIOUS EMISSION RADIATED, TRANSMITTER.....	23
3.6	CHANNEL BANDWIDTH.....	24
3.7	ANTENNA REQUIREMENT.....	25
3.8	DUTY CYCLE	26
3.9	CONDUCTED MEASUREMENT AT (AC) POWER LINE.....	27
3.10	EQUIPMENT MODIFICATION.....	28
	APPENDIX	29



Registration number: W6M22005-19897-C-1
FCC ID: TH9SP401

1 General Information

1.1 Notes

The purpose of conformity testing is to increase the probability of adherence to the essential requirements or conformity specifications, as appropriate.

The complexity of the technical specifications, however, means that full and thorough testing is impractical for both technical and economic reasons.

Furthermore, there is no guarantee that a test sample which has passed all the relevant tests conforms to a specification.

Neither is there any guarantee that such a test sample will interwork with other genuinely open systems. The existence of the tests nevertheless provides the confidence that the test sample possesses the qualities as maintained and that its performance generally conforms to representative cases of communications equipment.

The test results of this test report relate exclusively to the item tested as specified in 1.5.

The test report may only be reproduced or published in full.


Reproduction or publication of extracts from the report requires the prior written approval of the Worldwide Testing Services (Taiwan) Co., Ltd.

Tester:

July 06, 2020	Leon Chueh	<i>leon Chueh</i>
Date	WTS-Lab. Name	Signature

Technical responsibility for area of testing:

July 06, 2020	Kevin Wang	<i>Kevin Wang</i>
Date	WTS Name	Signature



Registration number: W6M22005-19897-C-1

FCC ID: TH9SP401

1.2 Testing laboratory

1.2.1 Location

OATS

No.5-1, Lishui, Shuang Sing Village,

Wanli Dist., New Taipei City 207,

Taiwan (R.O.C.)

3 meter semi-anechoic chamber

No.35, Aly. 21, Ln. 228, Ankang Rd., Neihu Dist., Taipei City 114, Taiwan (R.O.C.)

TEL: 886-2-6613-0228

FAX: 886-2-2791-5046

Company

Worldwide Testing Services (Taiwan) Co., Ltd.

6F, NO. 58, LANE 188, RUEY-KUANG RD.

NEIHU, TAIPEI 114, TAIWAN R.O.C.

Tel : 886-2-66068877

Fax : 886-2-66068879

1.2.2 Details of accreditation status

Accredited testing laboratory

A2LA accredited number: 2732.01

FCC filed test laboratory Reg. No. TW1477, TW0020, TW1072

Industry Canada filed test laboratory Reg. No. 20037

Test location, where different from Worldwide Testing Services (Taiwan) Co., Ltd.:

Name: ./.

Accredited number: ./.

Street: ./.

Town: ./.

Country: ./.

Telephone: ./.

Fax: ./.

1.3 Details of approval holder

Name: Orange Electronic Co., Ltd


Street: 5F., No.29, Keya Rd., Daya Dist.,

Town: Taichung City 428,

Country: Taiwan

Telephone: +886-4-2560-2766

Fax: +886-4-2560-2865



Registration number: W6M22005-19897-C-1
FCC ID: TH9SP401

1.4 Application details

Date of receipt of test item: May 27, 2020
Date of test: from May 27, 2020 to July 06, 2020

1.5 Test item

Description of test item: TPMS
Type identification: SP401
Brand name: Orange Electronic
Multi-listing model number: 974-xxx, 13x-xxx, SPxxx, Pxxxx, TX-xxxxxxxxxxx
For the marketing purpose, Where " X " may be any alpha character "a" - "z" , " A " - "Z" ,
or numeric character "0" - "9" ,or -, (,) , or blank or combination of alpha and numeric characters.
Transmitting frequency: 315 MHz & 433.92 MHz
Operation mode: Simplex
Voltage supply: Battery 3VDC (CR2050HR)

(The device is tested under fresh battery condition.)

Antenna type: Incorporated antenna


Photos: ./.

Manufacturer (if applicable)

Name: ./.
Street: ./.
Town: ./.
Country: ./.

1.6 Test standards

Technical standard: 47 CFR PART 15 SUBPART C § 15.231 (e) (2019-10)



Registration number: W6M22005-19897-C-1

FCC ID: TH9SP401

2 Technical test

2.1 Summary of test results

No deviations from the technical specification(s) were ascertained in the course of the tests performed.

or

The deviations were ascertained in the course of the tests performed.

2.2 Test environment


Relative humidity content: 20 ... 75 %

Air pressure: 86 ... 103 kPa

Details of power supply: Battery 3VDC (CR2050HR)

Test item Name	Uncertainty
Estimation Result of Uncertainty of Conducted Emission	Expanded Uncertainty : AMN : 1.06 dB Voltage probe : 1.12 dB
Estimation Result of Uncertainty of Radiated Emission(3M)	Expanded Uncertainty : 0.009-30 MHz : 1.88 dB 30-1000 MHz : 2.79 dB 1-18 GHz : 2.36 dB 18-40 GHz : 1.55 dB
Estimation Result of Uncertainty of Bandwidth Measurement 20 dB Bandwidth, Occupied bandwidth, Channel bandwidth, Necessary Bandwidth	Expanded Uncertainty : 0.45 kHz
Estimation Result of Uncertainty of Frequency Drift Measurement Frequency stability	Expanded Uncertainty : 6.11 Hz
Estimation Result of Uncertainty of Band Edge Measurement	Expanded Uncertainty : 1.01 dBc

The decision rule is : Measurement uncertainty is not included in the calculation of test results.



Registration number: W6M22005-19897-C-1
FCC ID: TH9SP401

2.3 Test Mode

This EUT is the portable device. So the EUT was tested on three different axes. Please see assessment test results as section 3 of this test report.



Registration number: W6M22005-19897-C-1
 FCC ID: TH9SP401

2.4 Test equipment utilized


No.	Test equipment	Type	Serial No.	Manufacturer	Cal. Date	Next Cal. Date
ETSTW-CE 001	EMI TEST RECEIVER	ESHS10	842121/013	R&S	2020/6/11	2021/6/10
ETSTW-CE 003	AC POWER SOURCE	APS-9102	D161137	GW	Function Test	
ETSTW-CE 004	ZWEILEITER-V-NETZNACHBILDUNG TWO-LINE V-NETWORK	ESH3-Z5	840731/011	R&S	2019/11/1	2020/10/31
ETSTW-CE 006	IMPULSBEGRENZER PULSE LIMITER	ESH3-Z2	100226	R&S	2019/9/24	2020/9/23
ETSTW-CE 008	HF-EICHLITUNG RF STEP ATTENUATOR 139dB DPSP	334.6010.02	844581/024	R&S	Function Test	
ETSTW-CE 009	TEMP.&HUMIDITY CHAMBER	GTH-225-40-1P-U	MAA0305-009	GIANT FORCE	2019/7/23	2020/7/22
ETSTW-CE 016	TWO-LINE V-NETWORK	ENV216	100050	R&S	2019/10/3	2020/10/2
ETSTW-CE 028	MXE EMI Receiver	N9038A	MY53220110	Agilent	2019/7/18	2020/7/17
ETSTW-RE 003	EMI TEST RECEIVER	ESI 26	831438/001	R&S	2020/6/12	2021/6/11
ETSTW-RE 004	EMI TEST RECEIVER	ESI 40	832427/004	R&S	2020/5/26	2021/5/25
ETSTW-RE 012	TUNABLE BANDREJECT FILTER	D.C 0309	146	K&L	Function Test	
ETSTW-RE 013	TUNABLE BANDREJECT FILTER	D.C 0336	397	K&L	Function Test	
ETSTW-RE 018	MICROWAVE HORN ANTENNA	AT4560	27212	AR	2019/7/25	2020/7/24
ETSTW-RE 027	Passive Loop Antenna	6512	00034563	ETS-Lindgren	2019/7/22	2020/7/21
ETSTW-RE 030	Double-Ridged Guide Horn Antenna	3117	00035224	ETS-Lindgren	2020/4/22	2021/4/21
ETSTW-RE 042	Biconical Antenna	HK116	100172	R&S	2020/2/18	2021/2/17
ETSTW-RE 043	Log-Periodic Dipole Antenna	HL223	100166	R&S	2020/5/8	2021/5/7
ETSTW-RE 044	Log-Periodic Antenna	HL050	100094	R&S	2020/5/8	2021/5/7
ETSTW-RE 045	ESA-E SERIES SPECTRUM ANALYZER	E4404B	MY45111242	Agilent	Pre-test Use	
ETSTW-RE 050	Attenuator 10dB	50HF-010-1	None	JFW	2020/2/20	2021/2/19
ETSTW-RE 051	Attenuator 6dB	50HF-006-1	None	JFW	2020/2/20	2021/2/19
ETSTW-RE 053	Attenuator 3dB	50HF-003-1	None	JFW	2020/2/20	2021/2/19
ETSTW-RE 055	SPECTRUM ANALYZER	FSU 26	200074	R&S	2020/3/6	2021/3/5
ETSTW-RE 060	Attenuator 30dB	5015-30	F651012z-01	ATM	2020/2/20	2021/2/19
ETSTW-RE 062	Amplifier Module	CHC 2	None	KMIC	2020/5/8	2021/5/7
ETSTW-RE 064	Bluetooth Test Set	MT8852B-042	6K00005709	Anritsu	Function Test	
ETSTW-RE 069	Double-Ridged Guide Horn Antenna	3117	00069377	ETS-Lindgren	Function Test	
ETSTW-RE 072	CELL SITE TEST SET	8921A	3339A00375	HP	2019/9/23	2020/9/22
ETSTW-RE 088	SOLID STATE AMPLIFIER	KMA180265A01	99057	KMIC	2019/9/18	2020/9/17
ETSTW-RE 091	Match Pad	MDCS1500	None	WOKEN	2020/5/22	2021/5/21
ETSTW-RE 099	DC Block	50DB-007-1	None	JFW	2020/2/20	2021/2/19
ETSTW-RE 112	AC POWER SOURCE	TFC-1005	T-0A023536	T-Power	Function test	
ETSTW-RE 115	2.4GHz Notch Filter	N0124411	473874	MICROWAVE CIRCUITS	2020/1/13	2021/1/12



Worldwide Testing Services(Taiwan) Co., Ltd.

Registration number: W6M22005-19897-C-1
 FCC ID: TH9SP401


ETSTW-RE 120	RF Player	MP9200	MP9210-111022	ADIVIC	Function test	
ETSTW-RE 122	SIGNAL GENERATOR	SMF100A	102149	R&S	2020/6/11	2021/6/10
ETSTW-RE 125	5GHz Notch filter	5NSL11-5200/E221.3-O/O	1	K&L Microwave	2019/8/8	2020/8/7
ETSTW-RE 126	5GHz Notch filter	5NSL12-5800/E221.3-O/O	1	K&L Microwave	2019/8/8	2020/8/7
ETSTW-RE 127	RF Switch Box	RFS-01	None	WTS	2020/2/20	2021/2/19
ETSTW-RE 128	5.3GHz Notch filter	N0153001	SN487233	Microwave Circuits	2019/8/8	2020/8/7
ETSTW-RE 129	5.5GHz Notch filter	N0555984	SN487234	Microwave Circuits	2019/8/8	2020/8/7
ETSTW-RE 130	Handheld RF Spectrum Analyzer	N9340A	CN0147000204	Agilent	Pre-test Use	
ETSTW-RE 142	Amplifier	8447D	2805A03378	Agilent	2020/5/8	2021/5/7
ETSTW-RE 147	Bi-log Hybrid Antenna	MCTD 2786B	BLB16M04005	ETC	2020/4/9	2021/4/8
ETSTW-RF 002	Electromagnetic field probe	LF-30	K-0007	STT	2020/6/9	2021/6/8
ETSTW-EMI 011	USB Compact Modulator	SFC-U	101689	R&S	2020/5/21	2021/5/20
ETSTW-GSM 002	Universal Radio Communication Tester	CMU 200	109439	R&S	2020/3/9	2021/3/8
ETSTW-GSM 003	Radio Communication Analyzer	MT8820C	6201342073	Anritsu	2020/4/20	2021/4/19
ETSTW-GSM 004	Wideband Radio Communication Tester	CMW500	128092	R&S	2019/10/25	2020/10/24
ETSTW-GSM 019	Band Reject Filter	WRCTF824/849-822/851-40 /12+9SS	3	WI	2020/1/13	2021/1/12
ETSTW-GSM 020	Band Reject Filter	WRCD1747/1748-1743/1752-32/5SS	1	WI	2020/1/13	2021/1/12
ETSTW-GSM 021	Band Reject Filter	WRCD1879.5/1880.5-1875.5/1884.5-32/5SS	3	WI	2020/1/13	2021/1/12
ETSTW-GSM 022	Band Reject Filter	WRCT901.9/903.1-904.25-50/8SS	1	WI	2020/1/13	2021/1/12
ETSTW-GSM 023	Power Divider	4901.19.A	None	SUHNER	2019/9/12	2020/9/11
ETSTW-GSM 024	Radio Communication Analyzer	MT8821C	None	Anritsu	2020/3/27	2021/3/26
ETSTW-GSM 025	Band Reject Filter	BRM19835	001	Micro-Tronics	2019/8/9	2020/8/8
ETSTW-Cable 011	SMA to N type Cable	RGU-400	None	THERMAX	Pre-test Use NCR	
ETSTW-Cable 016	BNC Cable	Switch Box	B Cable 1	Schwarz beck	2020/2/20	2021/2/19
ETSTW-Cable 017	BNC Cable	X Cable	B Cable 2	Schwarz beck	2020/2/20	2021/2/19
ETSTW-Cable 018	BNC Cable	Y Cable	B Cable 3	Schwarz beck	2020/2/20	2021/2/19
ETSTW-Cable 019	BNC Cable	Z Cable	B Cable 4	Schwarz beck	2020/2/20	2021/2/19
ETSTW-Cable 020	N TYPE Cable	OATS Cable 1	N30N30-L335-15M	JYE BAO CO.,LTD.	2020/7/1	2021/6/30
ETSTW-Cable 027	Microwave Cable	SUCOFLEX 104	279083	HUBER+SUHNER	2020/5/8	2021/5/7
ETSTW-Cable 028	Microwave Cable	FA147A0015M2020	30064-2	UTIFLEX	2019/9/18	2020/9/17
ETSTW-Cable 029	Microwave Cable	FA147A0015M2020	30064-3	UTIFLEX	2019/9/18	2020/9/17
ETSTW-Cable 030	Microwave Cable	SUCOFLEX 104 (S_Cable 9)	279067	HUBER+SUHNER	2020/2/20	2021/2/19
ETSTW-Cable 043	Microwave Cable	SUCOFLEX 104	317576	HUBER+SUHNER	2020/5/8	2021/5/7
ETSTW-Cable 047	Microwave Cable	SUCOFLEX 104	325518	HUBER+SUHNER	2020/7/3	2021/7/2
ETSTW-Cable 058	Microwave Cable	SUCOFLEX 104	none	HUBER+SUHNER	2020/6/5	2021/6/4
ETSTW-Cable 064	Microwave Cable	SUCOFLEX 104	MY28891	HUBER+SUHNER	2020/5/8	2021/5/7
ETSTW-Cable 071	N TYPE CABLE	EMCCFD400-NM-NM-25000	170239	EMCI	2020/6/5	2021/6/4



Worldwide Testing Services(Taiwan) Co., Ltd.

Registration number: W6M22005-19897-C-1
 FCC ID: TH9SP401

ETSTW-Cable 072	SMA type cable (8m)	SUCOFLEX 104	805800/4	HUBER+SUHNER	2020/5/8	2021/5/7
ETSTW-Cable 074	SMA type cable (2m)	SUCOFLEX 104	802563/4	HUBER+SUHNER	2020/5/8	2021/5/7
WTSTW-SW 002	EMI TEST SOFTWARE	EZ EMC	None	Farad	Version ETS-03A1	
WTSTW-SW 006	EMI TEST SOFTWARE	e3	None	AUDIX	Version 9.161014	
WTSTW-SW 008	Signal studio	Agilent	None	AUDIX	Version 2.0.0.1	
ETSTW-TH 001	Thermohygrometer	608-H1	45204316	Testo	2019/9/9	2020/9/8
ETSTW-TH 002	Thermohygrometer	608-H1	45204317	Testo	2019/9/9	2020/9/8



Registration number: W6M22005-19897-C-1
FCC ID: TH9SP401

2.5 General Test Procedure

POWER LINE CONDUCTED INTERFERENCE: The procedure used was ANSI STANDARD C63.10-2013 6.2 using a LISN (if necessary). Both lines were observed. The bandwidth of the spectrum analyzer was 10 kHz with an appropriate sweep speed.

RADIATION INTERFERENCE: The test procedure used was ANSI STANDARD C63.10-2013 6.3 using a spectrum analyzer. The bandwidth of the spectrum analyzer was 100 kHz with an appropriate sweep speed. The analyzer was calibrated in dB above a microvolt at the output of the antenna. The resolution bandwidth was the 100 kHz and the video bandwidth was 300 kHz.

FORMULA OF CONVERSION FACTORS: The Field Strength at 3m was established by adding the meter reading of the spectrum analyzer (which is set to read in units of dB μ V) to the antenna correction factor supplied by the antenna manufacturer. The antenna correction factors are stated in terms of dB.

Example:


Freq (MHz) METER READING + ACF + CABLE LOSS (to the receiver) = FS
33 20 dB μ V + 10.36 dB/m + 6 dB = 36.36 dB μ V/m @3m

ANSI STANDARD C63.10-2013 6.2.2 MEASUREMENT PROCEDURES: The EUT was placed on a table 80 cm high and with dimensions of 1m by 1.5m (non metallic table). The EUT was placed in the center of the table. The table used for radiated measurements is capable of continuous rotation. The spectrum was scanned from 30 MHz to 10th harmonic of the fundamental.

Peak readings were taken in three (3) orthogonal planes and the highest readings.

When an emission was found, the table was rotated to produce the maximum signal strength. At this point, the antenna was raised and lowered from 1m to 4m. The antenna was placed in both the horizontal and vertical planes.

ANSI STANDARD C63.10-2013 B.2.7: Any measurements that utilize special test software shall be indicated and referenced in the test report. During testing, test software 'EZ EMC' was used for setting up different operation modes.




Registration number: W6M22005-19897-C-1
 FCC ID: TH9SP401

3 Test results (enclosure)

1st test test after modification production test

TEST CASE	Para. Number	Required	Test passed	Test failed
Transmission Requirements	FCC 15.231(e)	<input checked="" type="checkbox"/>	<input checked="" type="checkbox"/>	<input type="checkbox"/>
Radiated Emission	FCC 15.231(e)	<input checked="" type="checkbox"/>	<input checked="" type="checkbox"/>	<input type="checkbox"/>
Bandwidth of Emission	FCC 15.231(c)	<input checked="" type="checkbox"/>	<input checked="" type="checkbox"/>	<input type="checkbox"/>
Frequency Tolerance	FCC 15.231(d)	<input type="checkbox"/>	<input type="checkbox"/>	<input type="checkbox"/>
Period Alternate Field Strength Requirements	FCC 15.231(e)	<input checked="" type="checkbox"/>	<input checked="" type="checkbox"/>	<input type="checkbox"/>
Antenna Requirement	FCC 15.203	<input checked="" type="checkbox"/>	<input checked="" type="checkbox"/>	<input type="checkbox"/>
Conducted Measurement at (AC) Power Line	FCC 15.207	<input type="checkbox"/>	<input type="checkbox"/>	<input type="checkbox"/>

The following is intentionally left blank.



Registration number: W6M22005-19897-C-1

FCC ID: TH9SP401

3.1 Transmission Requirements

FCC 15.231(e)

Test date: June 03, 2020

Temperature: 23.8 °C

Humidity: 47.1 %

Tester: Leon

3.1.1 Limit of Transmission Time

Devices operated under the provisions of this paragraph shall be provided with a means for automatically limiting operation so that the duration of each transmission shall not be greater than one second and the silent period between transmissions shall be at least 30 times the duration of the transmission but in no case less than 10 seconds.

3.1.2 Results for the duration and silent period measurement

This manually operated transmitter employs software to control the duration of each transmission and silent period between transmissions. The real measured result for the duration of each transmission is _____ ms, and the result for silent period between transmissions is _____ second.

315MHz

ASK

This transmitter is operated by automatic activation, and the duration of each transmission and silent period between transmissions will be controlled by software. The real measured result for the duration of each transmission is 560.897436ms, and the result for silent period between transmissions is 60.240385 second.

FSK

This transmitter is operated by automatic activation, and the duration of each transmission and silent period between transmissions will be controlled by software. The real measured result for the duration of each transmission is 448.717949ms, and the result for silent period between transmissions is 29.615385 second.

433.92MHz

ASK


This transmitter is operated by automatic activation, and the duration of each transmission and silent period between transmissions will be controlled by software. The real measured result for the duration of each transmission is 448.717949ms, and the result for silent period between transmissions is 30.064103 second.

FSK

This transmitter is operated by automatic activation, and the duration of each transmission and silent period between transmissions will be controlled by software. The real measured result for the duration of each transmission is 412.461538ms, and the result for silent period between transmissions is 30.140026 second.

Explanation: See attached diagrams in appendix.

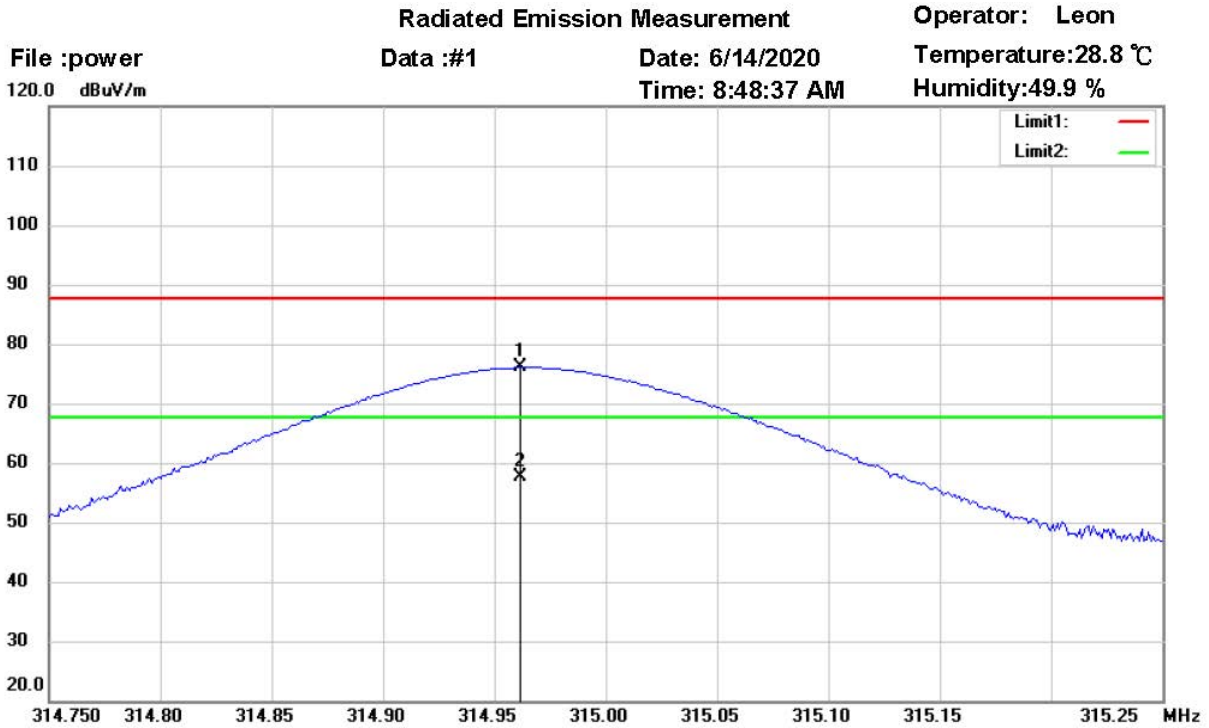
Test equipment used: ETSTW-RE 004 ETSTW-RE 062, ETSTW-RE 142, ETSTW-RE 147



Registration number: W6M22005-19897-C-1
 FCC ID: TH9SP401

3.2 Output Power (Field Strength)

315MHz
 ASK



Site : Chamber

Condition : FCC 15.231(315MHz)Power(PK)<e>

EUT : W6M22005-19897

M/N:

Test Mode : TX 315MHz (ASK)


Note :

Polarization: *Horizontal*

Power : 3 Vd.c.

Distance: 3m

Mk.	Frequency (MHz)	Reading (dBuV)	Detector	Corr. factor (dB/m)	Result (dBuV/m)	Limit (dBuV/m)	Ant.Pos (cm)	Tab.Pos (deg.)	Margin (dB)	Comment
	314.9614	54.26	peak	21.77	76.03	87.66	100	290	-11.63	
*	314.9614	35.74	AVG	21.77	57.51	67.66	100	290	-10.15	



Worldwide Testing Services(Taiwan) Co., Ltd.

Registration number: W6M22005-19897-C-1
 FCC ID: TH9SP401

Radiated Emission Measurement

Operator: Leon

File :power
 120.0 dBuV/m

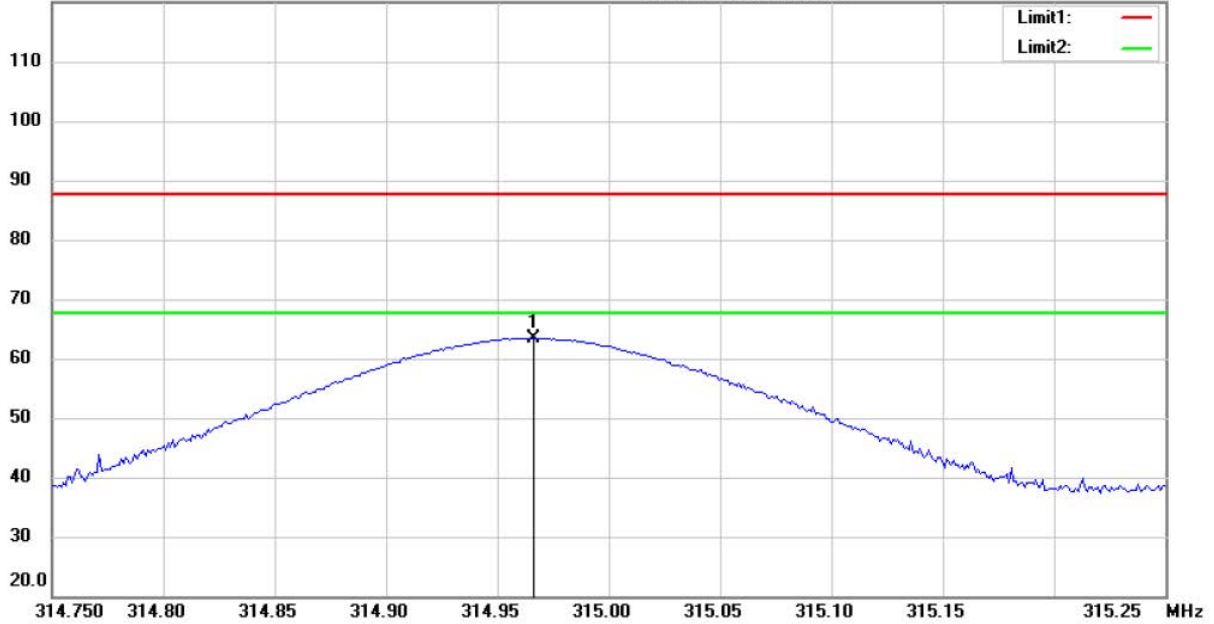
Data :#2

Date: 6/14/2020

Temperature:28.8 °C

Time: 8:53:06 AM

Humidity:49.9 %



Site : Chamber

Condition : FCC 15.231(315MHz)Power(PK)<e>

Polarization: *Vertical*

EUT : W6M22005-19897

Power : 3 Vd.c.


M/N:

Distance: 3m

Test Mode : TX 315MHz (ASK)

Note :

Mk.	Frequency (MHz)	Reading (dBuV)	Detector	Corr. factor (dB/m)	Result (dBuV/m)	Limit (dBuV/m)	Ant.Pos (cm)	Tab.Pos (deg.)	Margin (dB)	Comment
*	314.9664	41.73	peak	21.77	63.50	87.66	160	160	-24.16	



Worldwide Testing Services(Taiwan) Co., Ltd.

Registration number: W6M22005-19897-C-1

FCC ID: TH9SP401

FSK

Radiated Emission Measurement

Operator: Leon

File :power

Data :#1

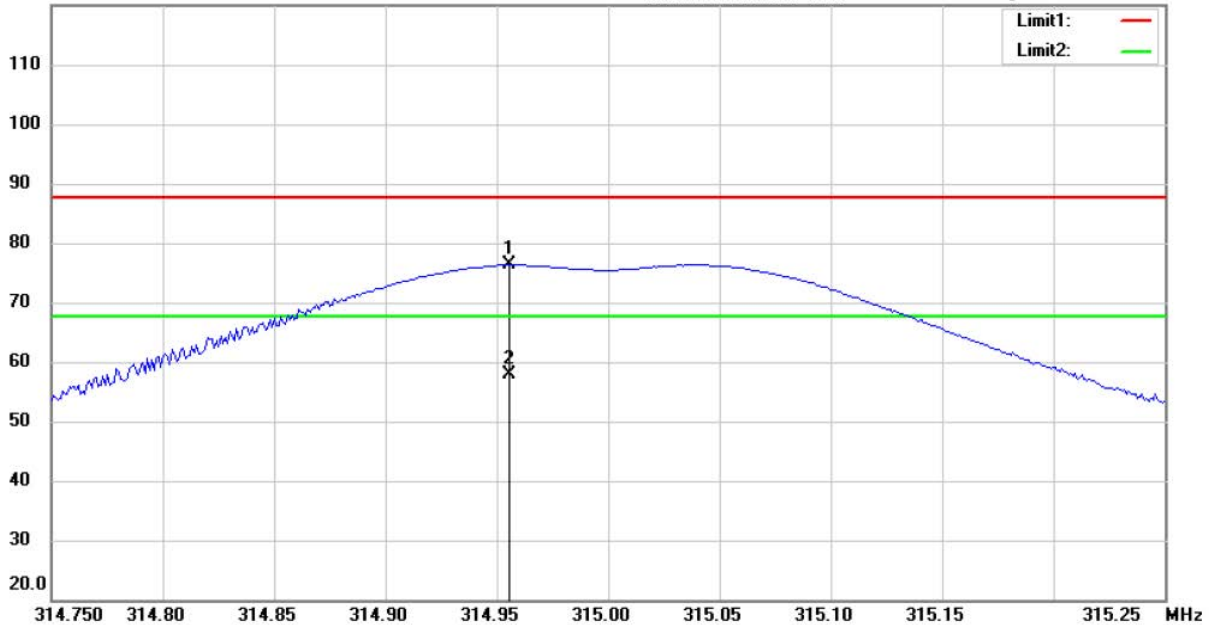
Date: 6/14/2020

Temperature:28.8 °C

120.0 dBuV/m

Time: 9:14:07 AM

Humidity:49.9 %



Site : Chamber

Condition : FCC 15.231(315MHz)Power(PK)<e>

Polarization: *Horizontal*

EUT : W6M22005-19897

Power : 3 Vd.c.


M/N:

Distance: 3m

Test Mode : TX 315MHz (FSK)

Note :

Mk.	Frequency (MHz)	Reading (dBuV)	Detector	Corr. factor (dB/m)	Result (dBuV/m)	Limit (dBuV/m)	Ant.Pos (cm)	Tab.Pos (deg.)	Margin (dB)	Comment
	314.9553	54.56	peak	21.77	76.33	87.66	100	120	-11.33	
*	314.9553	36.16	AVG	21.77	57.93	67.66	100	120	-9.73	



Worldwide Testing Services(Taiwan) Co., Ltd.

Registration number: W6M22005-19897-C-1
 FCC ID: TH9SP401

Radiated Emission Measurement

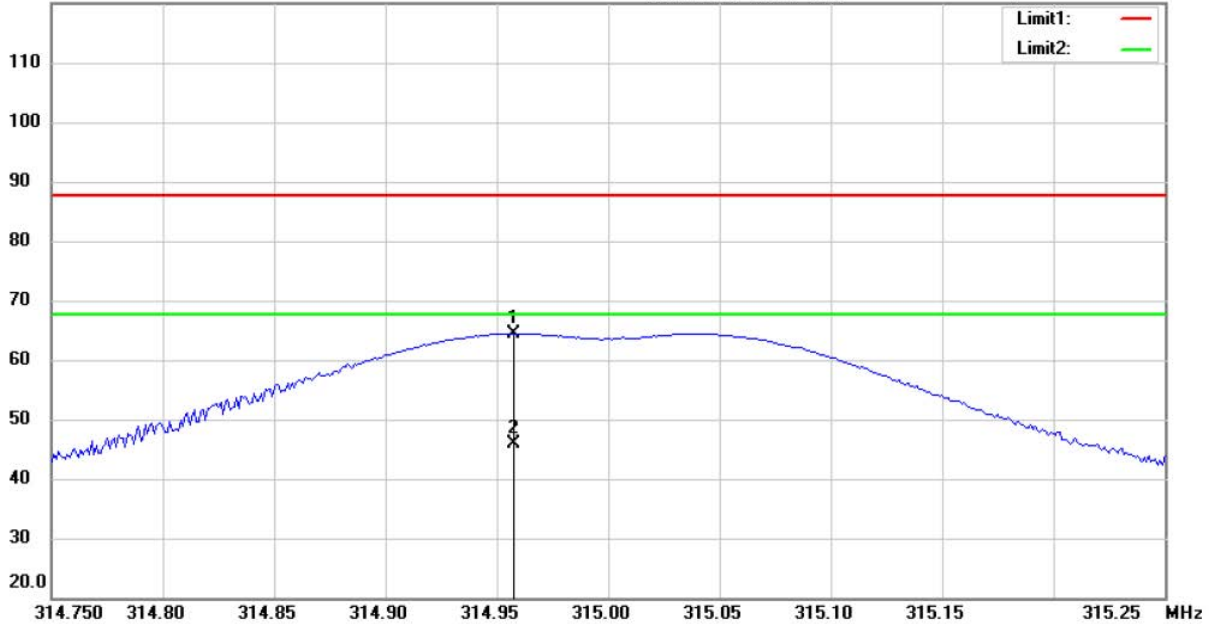
Operator: Leon

File :power
 120.0 dBuV/m

Data :#2

Date: 6/14/2020
 Time: 9:23:20 AM

Temperature:28.8 °C
 Humidity:49.9 %



Site : Chamber

Condition : FCC 15.231(315MHz)Power(PK)<e>

Polarization: **Vertical**

EUT : W6M22005-19897

Power : 3 Vd.c.


M/N:

Distance: 3m

Test Mode : TX 315MHz (FSK)

Note :

Mk.	Frequency (MHz)	Reading (dBuV)	Detector	Corr. factor (dB/m)	Result (dBuV/m)	Limit (dBuV/m)	Ant.Pos (cm)	Tab.Pos (deg.)	Margin (dB)	Comment
	314.9574	42.60	peak	21.77	64.37	87.66	165	150	-23.29	
*	314.9574	24.20	AVG	21.77	45.97	67.66	165	150	-21.69	



Worldwide Testing Services(Taiwan) Co., Ltd.

Registration number: W6M22005-19897-C-1
 FCC ID: TH9SP401
 433.92MHz
 ASK

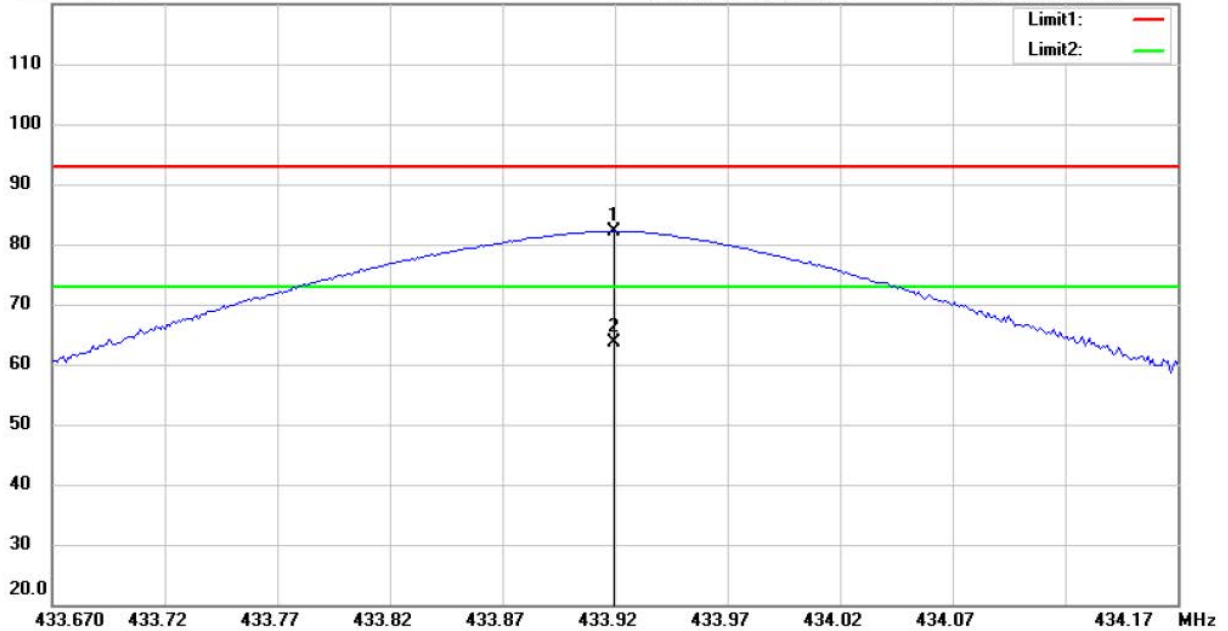
Radiated Emission Measurement

Operator: Leon
 Temperature: 28.8 °C
 Humidity: 49.9 %

File : power
 120.0 dBuV/m

Data : #1

Date: 6/14/2020
 Time: 8:15:30 AM



Site : Chamber

Condition : FCC 15.231(433.92MHz)Power(PK)<e>

Polarization: *Horizontal*

EUT : W6M22005-19897

Power : 3 Vd.c.


M/N:

Distance: 3m

Test Mode : TX 433.92MHz (ASK)

Note :

Mk.	Frequency (MHz)	Reading (dBuV)	Detector	Corr. factor (dB/m)	Result (dBuV/m)	Limit (dBuV/m)	Ant.Pos (cm)	Tab.Pos (deg.)	Margin (dB)	Comment
	433.9195	57.32	peak	24.89	82.21	92.80	100	330	-10.59	
*	433.9195	38.80	AVG	24.89	63.69	72.80	100	330	-9.11	



Worldwide Testing Services(Taiwan) Co., Ltd.

Registration number: W6M22005-19897-C-1
 FCC ID: TH9SP401

Radiated Emission Measurement

Operator: Leon

File :power
 120.0 dBuV/m

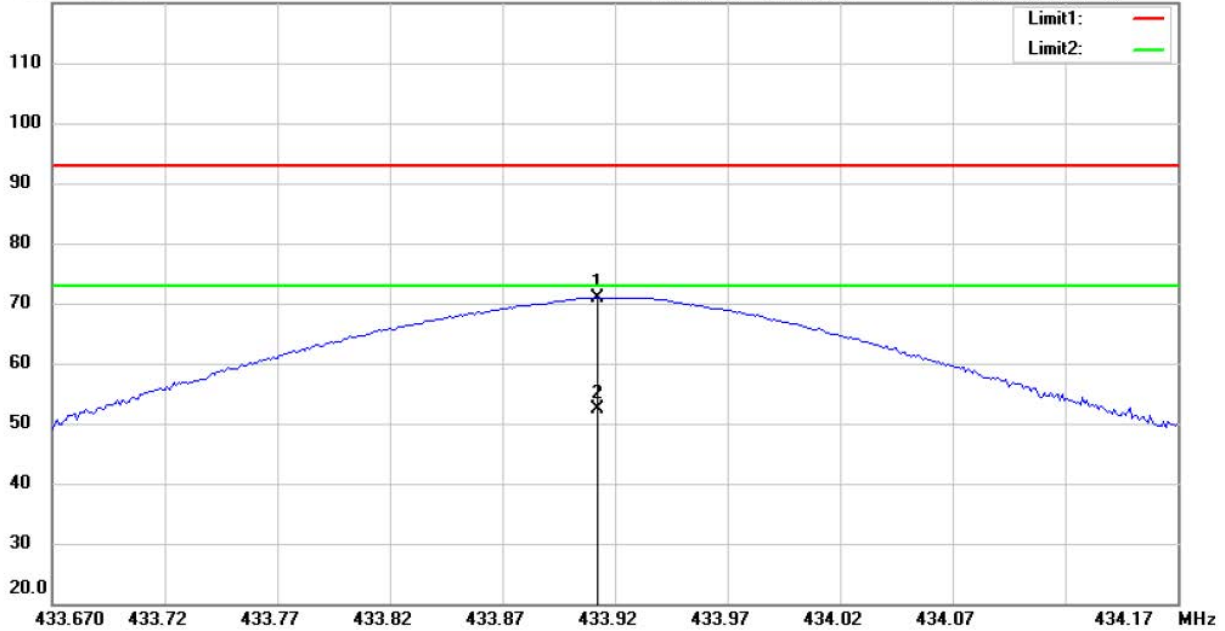
Data :#2

Date: 6/14/2020

Temperature:28.8 °C

Time: 8:19:06 AM

Humidity:49.9 %



Site : Chamber

Condition : FCC 15.231(433.92MHz)Power(PK)<e>

Polarization: *Vertical*

EUT : W6M22005-19897

Power : 3 Vd.c.


M/N:

Distance: 3m

Test Mode : TX 433.92MHz (ASK)

Note :

Mk.	Frequency (MHz)	Reading (dBuV)	Detector	Corr. factor (dB/m)	Result (dBuV/m)	Limit (dBuV/m)	Ant.Pos (cm)	Tab.Pos (deg.)	Margin (dB)	Comment
	433.9125	46.11	peak	24.89	71.00	92.80	130	154	-21.80	
*	433.9125	27.59	AVG	24.89	52.48	72.80	130	154	-20.32	



Worldwide Testing Services(Taiwan) Co., Ltd.

Registration number: W6M22005-19897-C-1

FCC ID: TH9SP401

FSK

Radiated Emission Measurement

Operator: Leon

File :power

Data :#1

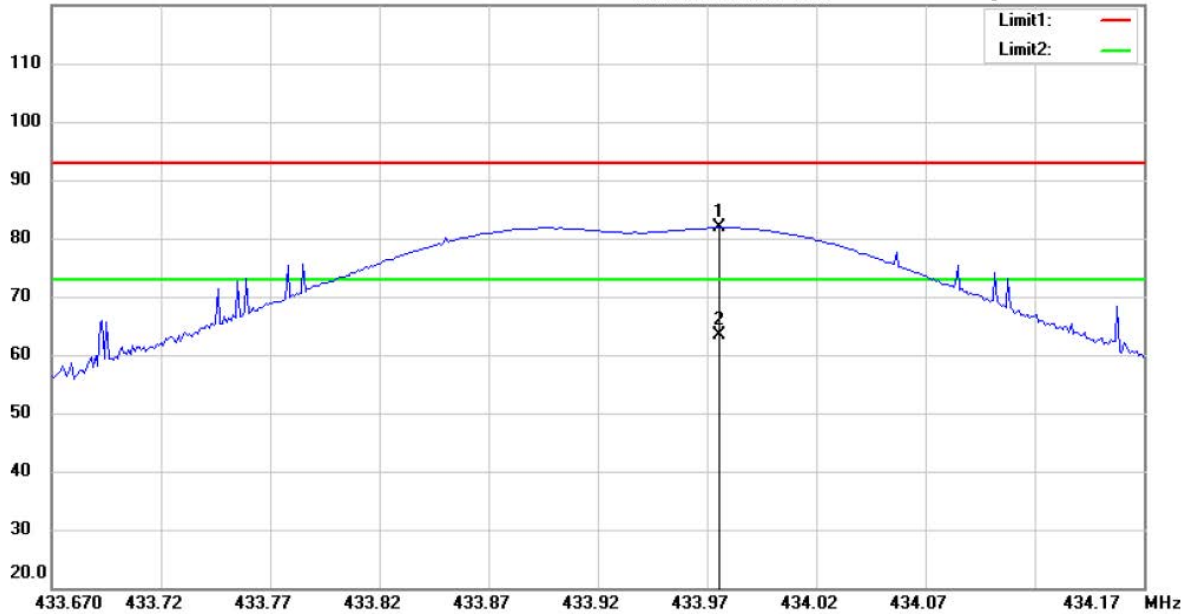
Date: 6/14/2020

Temperature:28.8 °C

120.0 dBuV/m

Time: 8:35:41 AM

Humidity:49.9 %



Site : Chamber

Condition : FCC 15.231(433.92MHz)Power(PK)<e>

Polarization: *Horizontal*

EUT : W6M22005-19897

Power : 3 Vd.c.


M/N:

Distance: 3m

Test Mode : TX 433.92MHz (FSK)

Note :

Mk.	Frequency (MHz)	Reading (dBuV)	Detector	Corr. factor (dB/m)	Result (dBuV/m)	Limit (dBuV/m)	Ant.Pos (cm)	Tab.Pos (deg.)	Margin (dB)	Comment
	433.9755	56.92	peak	24.89	81.81	92.80	100	325	-10.99	
*	433.9755	38.52	AVG	24.89	63.41	72.80	100	325	-9.39	

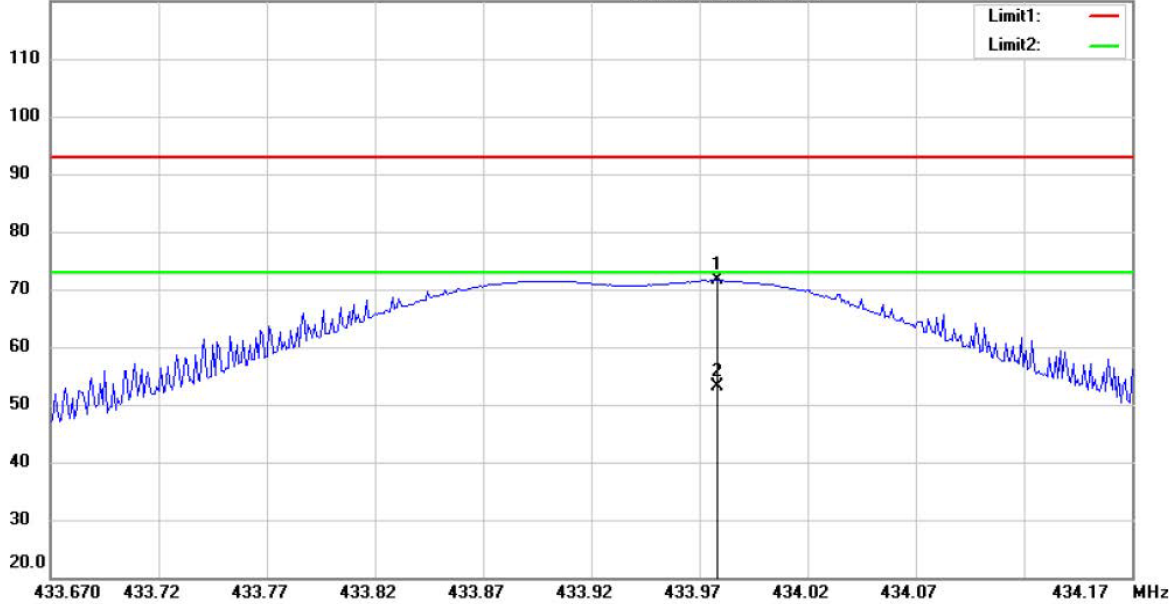


Worldwide Testing Services(Taiwan) Co., Ltd.

Registration number: W6M22005-19897-C-1
FCC ID: TH9SP401

Radiated Emission Measurement

File :power Data :#2 Date: 6/14/2020 Operator: Leon
120.0 dBuV/m Time: 8:39:07 AM Temperature:28.8 °C
Humidity:49.9 %



Site : Chamber

Condition : FCC 15.231(433.92MHz)Power(PK)<e>

EUT : W6M22005-19897

M/N:

Test Mode : TX 433.92MHz (FSK)

Note :

Polarization: **Vertical**

Power : 3 V.d.c.

Distance: 3m

Mk.	Frequency (MHz)	Reading (dBuV)	Detector	Corr. factor (dB/m)	Result (dBuV/m)	Limit (dBuV/m)	Ant.Pos (cm)	Tab.Pos (deg.)	Margin (dB)	Comment
	433.9784	46.65	peak	24.89	71.54	92.80	150	150	-21.26	
*	433.9784	28.25	AVG	24.89	53.14	72.80	150	150	-19.66	


Limit 15.231(e)

Fundamental Frequency (MHz)	Field strength of fundamental, limit μV/m
40.66 – 40.70	1,000
70 – 130	500
130 – 174	500 to 1,500
174 – 260	1,500
260 – 470	1,500 to 5,000** (315 MHz: 67.66 dBμV/m =2416.677 μV/m) (433.92 MHz: 72.87 dBμV/m =4398.681 μV/m)
Above 470	5,000

** linear interpolation

Explanation: See attached diagrams in appendix.

Test equipment used: ETSTW-RE 004, ETSTW-RE 062, ETSTW-RE 142, ETSTW-RE 147



Registration number: W6M22005-19897-C-1

FCC ID: TH9SP401

3.3 Out of Band Radiated Emissions

FCC Rule: 15.231(e) , 15.35

For out of band emissions that are close to or that exceed the 20 dB attenuation requirement described in the specification, radiated measurements were performed at a 3 m separation distance to determine whether these emissions complied with the general radiated emission requirement.

Guidance on Measurement of pulsed emission: 15.35(c)

“the measurement field strength shall be determined by averaging over one complete pulse train, including blanking intervals, as long as the pulse train does not exceed 0.1 seconds. As an alternative (provided the transmitter operates for longer than 0.1 seconds) or in cases where the pulse train exceeds 0.1 seconds, the measured field strength shall be determined from the average absolute voltage during a 0.1 second interval during which the field strength is at its maximum value.”

Duty Cycle correction = $20 \log (\text{dwell time}/100\text{ms or one period})$

Limits:

For frequencies (Average measurements)

Correction factor conform 15.35 (c) (Average measurements)

Duty cycle correction :

Max. Peak reading – duty cycle correction

Max permitted average Limits = Max permitted Fundamental limit – 20 dB

For example for 315 fundamental carrier:


Max permitted average Limit: $67.66 \text{ dB}\mu\text{V/m} - 20 \text{ dB} = 47.66 \text{ dB}\mu\text{V/m}$

For example for 433.92 fundamental carrier:

Max permitted average Limit: $72.87 \text{ dB}\mu\text{V/m} - 20 \text{ dB} = 52.87 \text{ dB}\mu\text{V/m}$

For frequencies above 1GHz (Peak measurements).

Modified Limits for peak conform 15.35 (b) = Max Permitted average Limits + 20dB (because Peak detector is used)



Registration number: W6M22005-19897-C-1

FCC ID: TH9SP401

3.4 Transmitter Radiated Emissions in restricted Bands

FCC Rules: 15.231 (b), 15.205, 15.209, 15.35

Radiated emission measurements were performed from 30 MHz to 8000 MHz.

For radiated emission tests, the analyzer setting was as followings:

RES BW VID BW

Frequency <1 GHz 100 kHz 100 kHz (Peak measurements)

Frequency >1 GHz 1 MHz 1 MHz (Peak measurements)

1 MHz 1 MHz (Average measurements)

Limits:

For frequencies below 1GHz :

Frequency of Emission (MHz)	Field strength (microvolts/meter)	Field Strength (dB microvolts/meter)
30 – 88	100	40.0
88 – 216	150	43.5
216 – 960	200	46.0
Above 960	500	54.0

For frequencies above 1GHz (Average measurements).

Guidance on Measurement of pulsed emission:

“If the emission is pulsed, modify the unit for continues operation, use the settings shown above, then correct the reading by subtracting the peak-average correction factor, derived from the appropriate duty cycle calculation.

For frequencies above 1GHz (Average measurements).

The correction factor, based on the channel dwell time in a 100 ms period, may be mathematically applied to a measurement made with an average detector, to further reduce the value.

Duty cycle correction = $20 \log(\text{dwell time}/100\text{ms})$


No duty cycle correction was added to the reading

Modified Limits for peak conform 15.35 (b) = Max Permitted average Limits + 20dB (because Peak detector is used)

Above 960 MHz

For mode DSSS CW: $54 \text{ dB}\mu\text{V/m} + 20 \text{ dB} = 74 \text{ dB}\mu\text{V/m}$

Explanation: See attached diagrams in appendix..



Registration number: W6M22005-19897-C-1
 FCC ID: TH9SP401

3.5 Spurious Emission radiated, Transmitter

Spurious emission was measured with modulation (declared by manufacturer).

The limits on the field strength of the spurious emission in the table § 15.231(e) are based on the fundamental frequency of the intentional radiator. Spurious emission shall be attenuated to the average (or alternatively, CISPR quasi-peak) limits shown in this table or to the general limits shown in § 15.209, whichever limit permits a higher field strength.

In addition, radiated emission which fall in the restricted bands, as defined in § 15.205(a), must also comply with the radiated emission limits specified in § 15.209(a) (see § 15.205(c)).

SAMPLE CALCULATION OF LIMIT. All results will be updated by an automatic measuring system in accordance to point 2.3.

Calculation of test results:

Such factors like antenna correction, cable loss, external attenuation etc. are already included in the provided measurement results. This is done by using validated test software and calibrated test system according the accreditation requirements.

The peak and average spurious emission plots was measured with the average limits.

In the Table being listed the critical peak and average value an exhibit the compliance with the above calculated Limits.

Summary table with radiated data of the test plots

Model: SP401 Date: --
 Mode: -- Temperature: -- °C Engineer: --
 Polarization: Horizontal Humidity: -- %

Frequency (MHz)	Reading (dBUV)	Detector	Factor (dB)	Result (dBUV/m)	Limit (dBUV/m)	Margin (dB)	Table Degree (Deg.)	Ant. High (cm)
--	--	--	--	--	--	--	--	--
--	--	--	--	--	--	--	--	--
--	--	--	--	--	--	--	--	--

Polarization: Vertical

Frequency (MHz)	Reading (dBUV)	Detector	Factor (dB)	Result (dBUV/m)	Limit (dBUV/m)	Margin (dB)	Table Degree (Deg.)	Ant. High (cm)
--	--	--	--	--	--	--	--	--
--	--	--	--	--	--	--	--	--
--	--	--	--	--	--	--	--	--


- Note 1. Correction Factor = Antenna factor + Cable loss - Preamplifier**
- 2. The formula of measured value as: Test Result = Reading + Correction Factor**
- 3. Detector function in the form: PK = Peak, QP = Quasi Peak, AV = Average**
- 4. All not in the table noted test results are more than 20 dB below the relevant limits.**
- 5. Up Line: PK Limit Line, Down Line: Ave Limit Line.**

All other not noted test plots do not contain significant test results in relation to the limits

Test results: The unit meets the FCC requirements.

Explanation: See attached diagrams in appendix.

Test equipment used: ETSTW-RE 004, ETSTW-RE 030, ETSTW-RE 062, ETSTW-RE 142, ETSTW-RE 147



Registration number: W6M22005-19897-C-1

FCC ID: TH9SP401

3.6 Channel Bandwidth

Measurement of Necessary Bandwidth (BN)

Test date: May 27, 2020

Temperature: 25.2 °C

Humidity: 55.4 %

Tester: Leon

315MHz

ASK

Used frequency	Bandwidth	Limit
315 MHz	75.320512821 kHz	0.7875 MHz

FSK

Used frequency	Bandwidth	Limit
315 MHz	139.423076923 kHz	0.7875 MHz

433.92MHz

ASK

Used frequency	Bandwidth	Limit
433.92 MHz	107.371794872 kHz	1.0848 MHz

FSK


Used frequency	Bandwidth	Limit
433.92 MHz	133.012820513 kHz	1.0848 MHz

Explanation: The bandwidth fulfills the requirements of FCC § 15.231,
See attached diagrams in appendix.

Limits:

The bandwidth of the emission shall be no wider than 0.25% of the center frequency for devices operating above 70 MHz and below 900 MHz. For devices operating above 900 MHz, the emission shall be no wider than 0.5% of the center frequency. Bandwidth is determined at the points 20 dB down from the modulated carrier.

Test equipment used: ETSTW-RE 004



Registration number: W6M22005-19897-C-1


FCC ID: TH9SP401

3.7 Antenna requirement

An intentional radiator shall be designed to ensure that no antenna other than that furnished by the responsible party shall be used with the device. The use of a permanently attached antenna or of an antenna that uses a unique coupling to the intentional radiator shall be considered sufficient to comply with the provisions of this Section. The manufacturer may design the unit so that a broken antenna can be replaced by the user, but the use of a standard antenna jack or electrical connector is prohibited. This requirement does not apply to carrier current devices or to devices operated under the provisions of Sections 15.211, 15.213, 15.217, 15.219, or 15.221. Further, this requirement does not apply to intentional radiators that must be professionally installed, such as perimeter protection systems and some field disturbance sensors, or to other intentional radiators which, in accordance with Section 15.31(d), must be measured at the installation site. However, the installer shall be responsible for ensuring that the proper antenna is employed so that the limits in this Part are not exceeded.

Explanation: This Incorporated antenna is integral antenna which passes antenna requirement.

The equipment meets the requirements	yes <input checked="" type="checkbox"/>	no <input type="checkbox"/>
--------------------------------------	--	--------------------------------



Registration number: W6M22005-19897-C-1

FCC ID: TH9SP401

3.8 Duty Cycle

The correction factor, based on the channel dwell time in a 100ms period, may be mathematically applied to a measurement made with an average detector, to further reduce the measured value.

Average Reading = Peak Reading (dBuV/m) + Duty Cycle Correction

Test date: June 03, 2020

Temperature: 23.8 °C

Humidity: 47.1 %

Tester: Leon

Duty Cycle Correction = 20 log (Cycle)

In order to determine the Duty Cycle, the EUT is measured as:

315MHz

ASK

Testing Mode	T period (ms)	T on (ms)	Duty Cycle	Duty Cycle Correction 20*log(Duty Cycle)
Transmitting mode	100	11.85897	0.11858974	-18.52

FSK

Testing Mode	T period (ms)	T on (ms)	Duty Cycle	Duty Cycle Correction 20*log(Duty Cycle)
Transmitting mode	100	12.01923	0.12019231	-18.40

433.92MHz

ASK


Testing Mode	T period (ms)	T on (ms)	Duty Cycle	Duty Cycle Correction 20*log(Duty Cycle)
Transmitting mode	100	11.85897	0.11858974	-18.52

FSK

Testing Mode	T period (ms)	T on (ms)	Duty Cycle	Duty Cycle Correction 20*log(Duty Cycle)
Transmitting mode	100	12.01923	0.12019231	-18.40

Explanation: See attached diagrams in appendix.

Test equipment used: ETSTW-RE 004



Registration number: W6M22005-19897-C-1
 FCC ID: TH9SP401

3.9 Conducted Measurement at (AC) Power Line

For an intentional radiator which is designed to be connected to the public utility (AC) power line, the radio frequency voltage that is conducted back onto the AC line on any frequency or frequencies within the band 150 kHz to 30 MHz shall not exceed the limits in the table bellows with this provision shall be based on the measurement of the radio frequency voltage between each power line and ground at the power terminals.

This measurement was transact first with instrumentation using an average and peak detector and a 10 kHz bandwidth. If the peak detector achieves a calculated level, the measurement is repeated by an instrumentation using a quasi-peak detector.

Model: SP401 Date: --
 Mode: -- Temperature: -- °C Engineer: --
 Polarization: N Humidity: -- %

Frequency (MHz)	Reading (dBuV)		Factor (dB) Corr.	Result (dBuV)		Limit (dBuV)		Margin (dB)
	QP	Ave.		QP	Ave.	QP	Ave.	
--	--	--	--	--	--	--	--	--
--	--	--	--	--	--	--	--	--
--	--	--	--	--	--	--	--	--

Polarization: L1

Frequency (MHz)	Reading (dBuV)		Factor (dB) Corr.	Result (dBuV)		Limit (dBuV)		Margin (dB)
	QP	Ave.		QP	Ave.	QP	Ave.	
--	--	--	--	--	--	--	--	--
--	--	--	--	--	--	--	--	--
--	--	--	--	--	--	--	--	--


Note

1. The formula of measured value as: **Test Result = Reading + Correction Factor**
2. The **Correction Factor = Cable Loss + LISN Insertion Loss + Pulse Limit Loss**
3. Detector function in the form : **PK = Peak, QP = Quasi Peak, AV = Average**
4. All not in the table noted test results are more than 20 dB below the relevant limits.
5. This test is not required because the EUT is battery-used.

Limits:

Frequency of Emission (MHz)	Conducted Limit (dBuV)	
	Quasi Peak	Average
0.15-0.5	66 to 56	56 to 46
0.5-5	56	46
5-30	60	50


Test equipment used: ETSTW-CE 001, ETSTW-CE 016, ETSTW-RE 045.



Registration number: W6M22005-19897-C-1
FCC ID: TH9SP401

3.10 Equipment Modification

No modification was made by Worldwide Testing Services (Taiwan) Co., Ltd..




Appendix

A. Pictures

1. External Photos
2. Internal Photos
3. Set Up Photo of Radiated Emission

B. Measurement diagrams

1. Active Time
2. Bandwidth
3. Duty Cycle
4. Spurious Emissions radiated



Worldwide Testing Services(Taiwan) Co., Ltd.

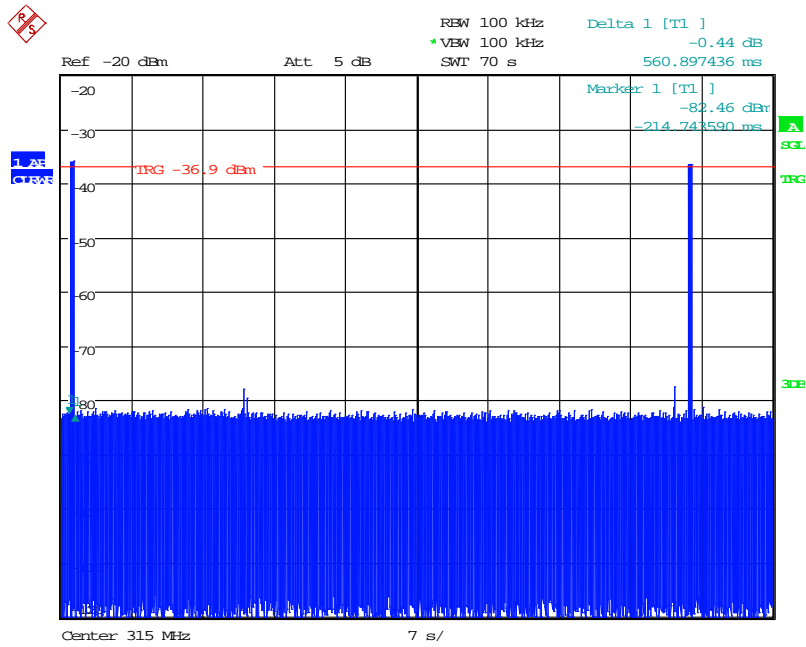
Registration number: W6M22005-19897-C-1

FCC ID: TH9SP401

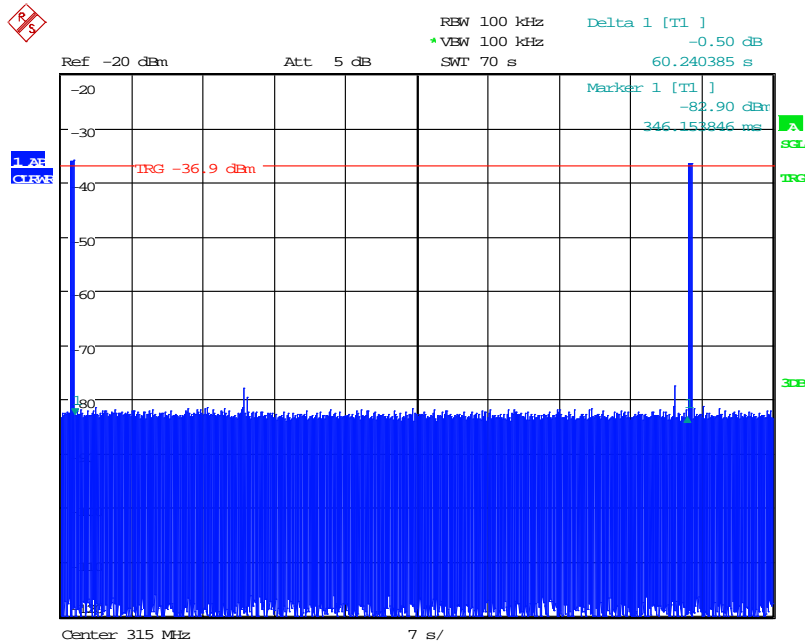
Active Time

315MHz


ASK



Date: 3.JUN.2020 19:50:54



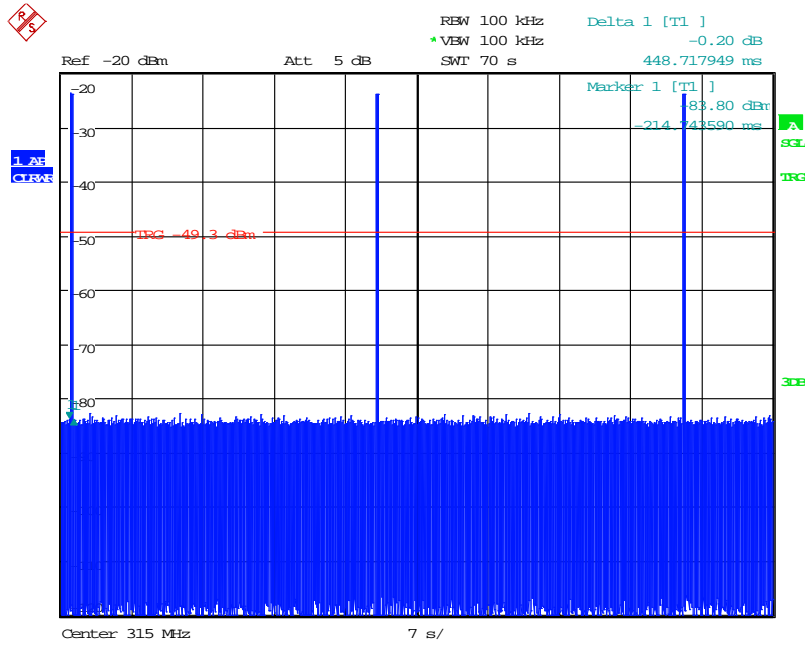
Date: 3.JUN.2020 19:51:42



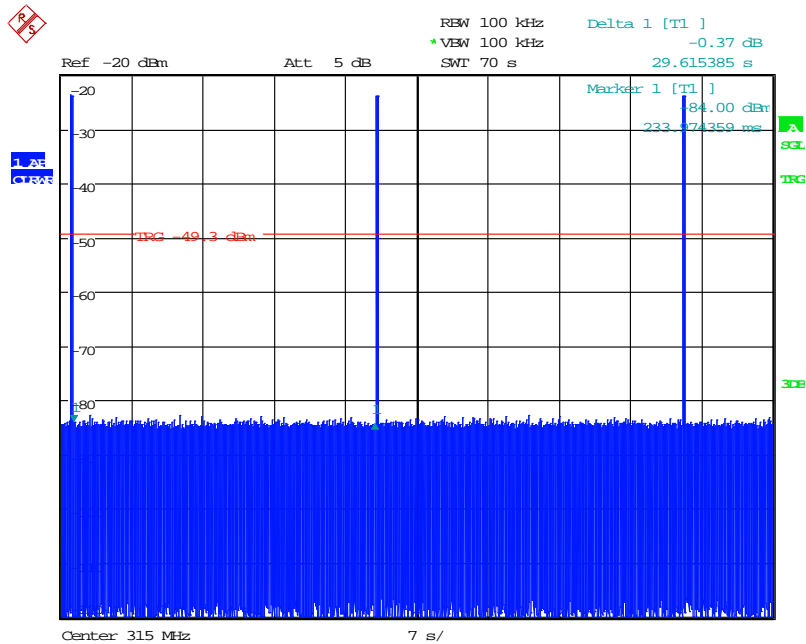
Registration number: W6M22005-19897-C-1

FCC ID: TH9SP401


FSK



Date: 27.MAY.2020 17:56:45

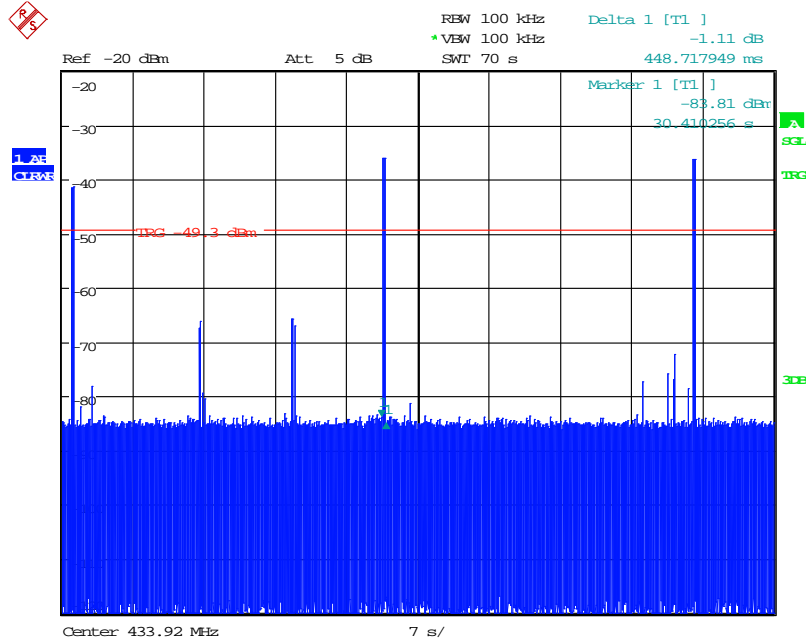


Date: 27.MAY.2020 17:57:22

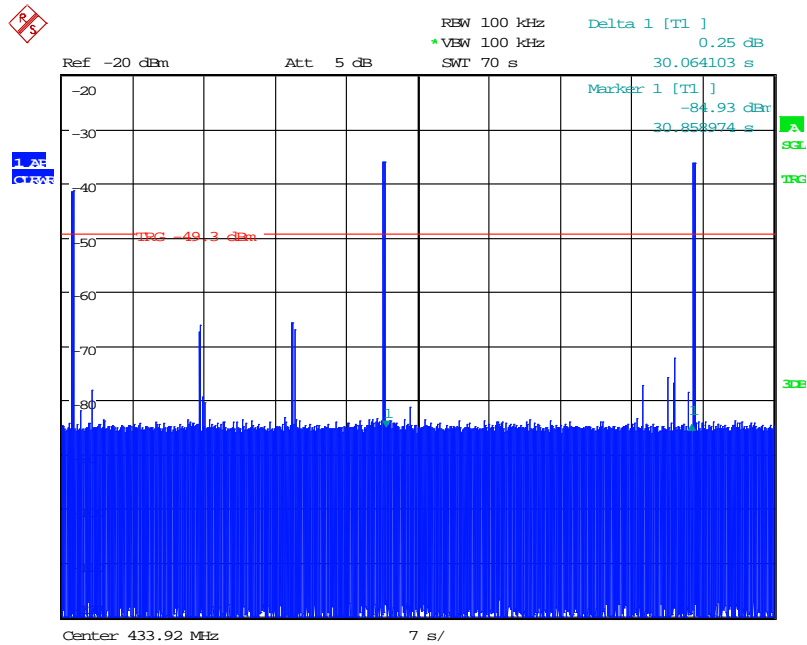


Worldwide Testing Services(Taiwan) Co., Ltd.


Registration number: W6M22005-19897-C-1
FCC ID: TH9SP401
433.92MHz
ASK



Date: 27.MAY.2020 17:46:53



Date: 27.MAY.2020 17:47:22

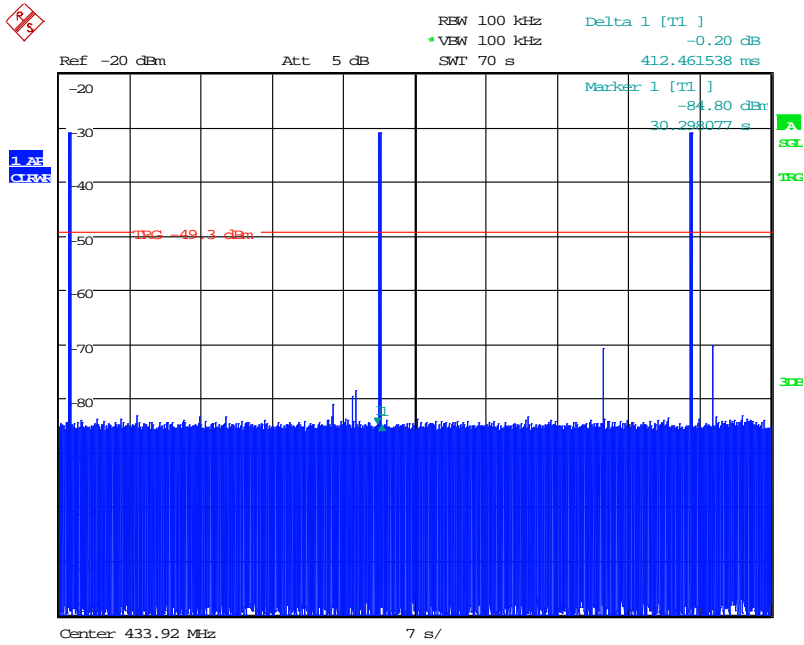


Worldwide Testing Services(Taiwan) Co., Ltd.

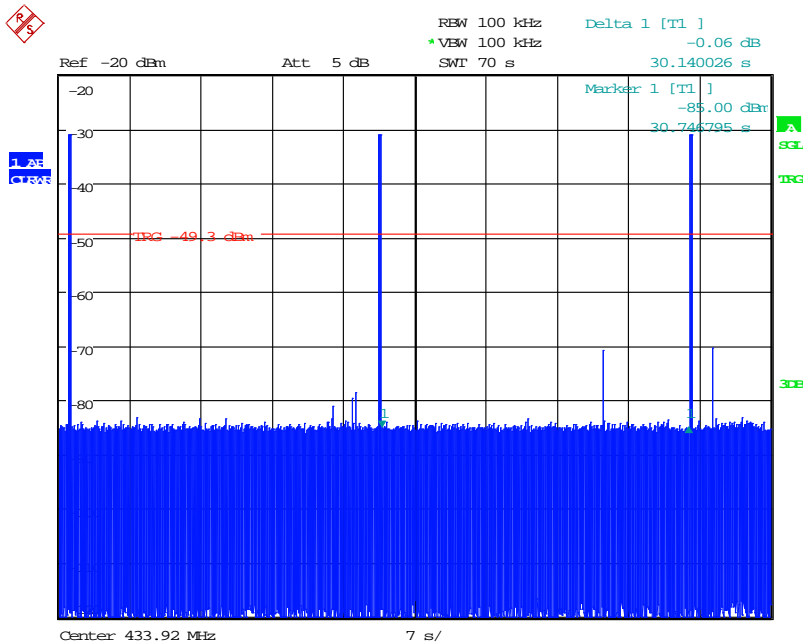
Registration number: W6M22005-19897-C-1

FCC ID: TH9SP401


FSK



Date: 27.MAY.2020 17:38:05



Date: 27.MAY.2020 17:38:40



Worldwide Testing Services(Taiwan) Co., Ltd.

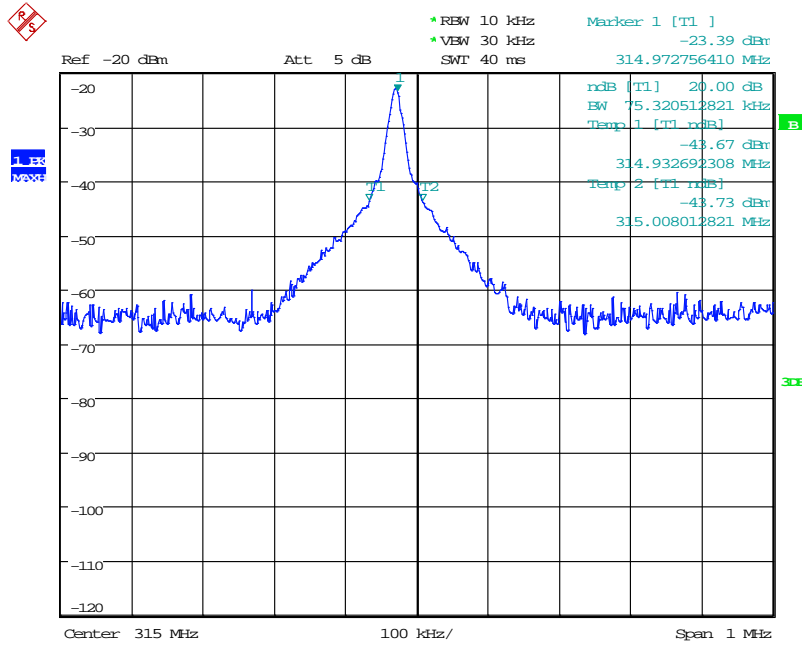
Registration number: W6M22005-19897-C-1

FCC ID: TH9SP401

Bandwidth

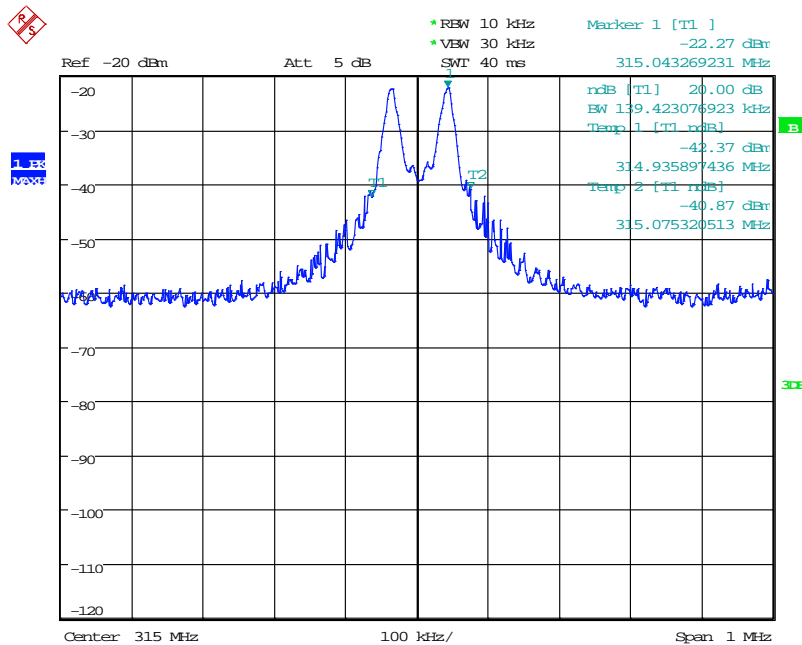
315MHz

ASK




Date: 27.MAY.2020 18:12:38

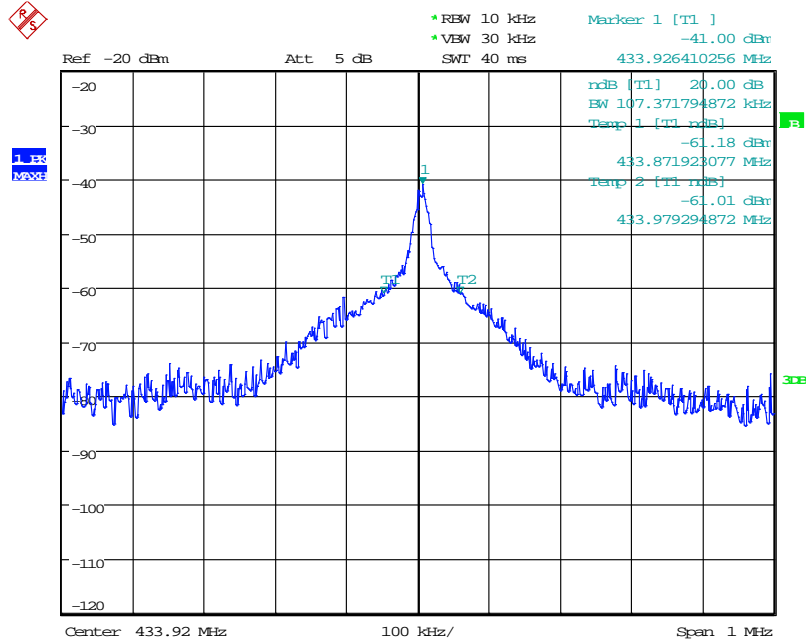
FSK



Date: 27.MAY.2020 17:52:38

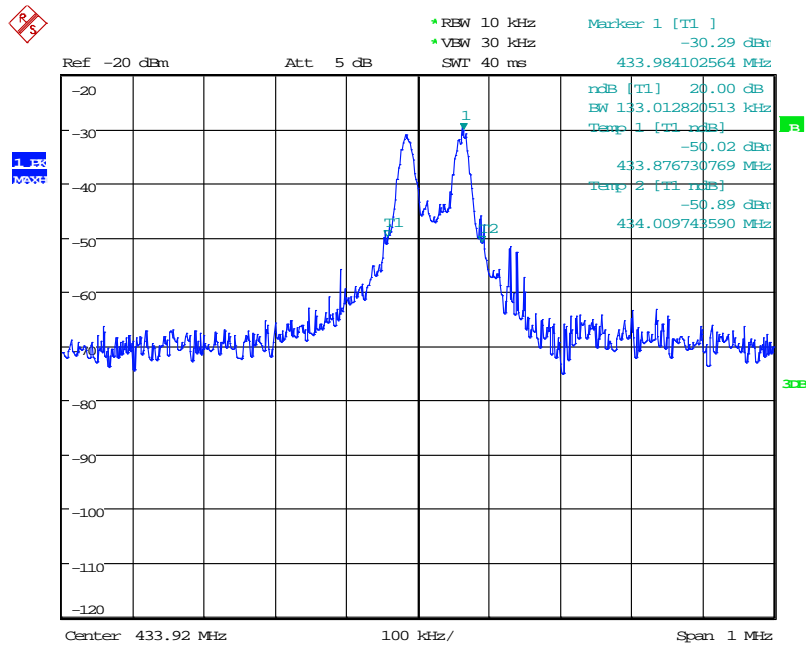


Registration number: W6M22005-19897-C-1
FCC ID: TH9SP401
433.92MHz
ASK




Date: 27.MAY.2020 17:49:06

FSK



Date: 27.MAY.2020 17:42:07



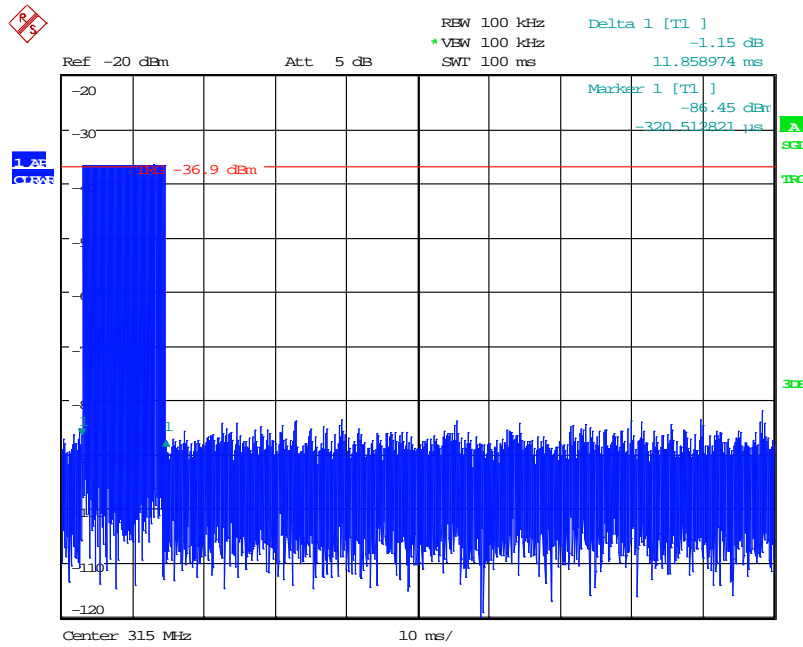
Registration number: W6M22005-19897-C-1

FCC ID: TH9SP401

Duty Cycle

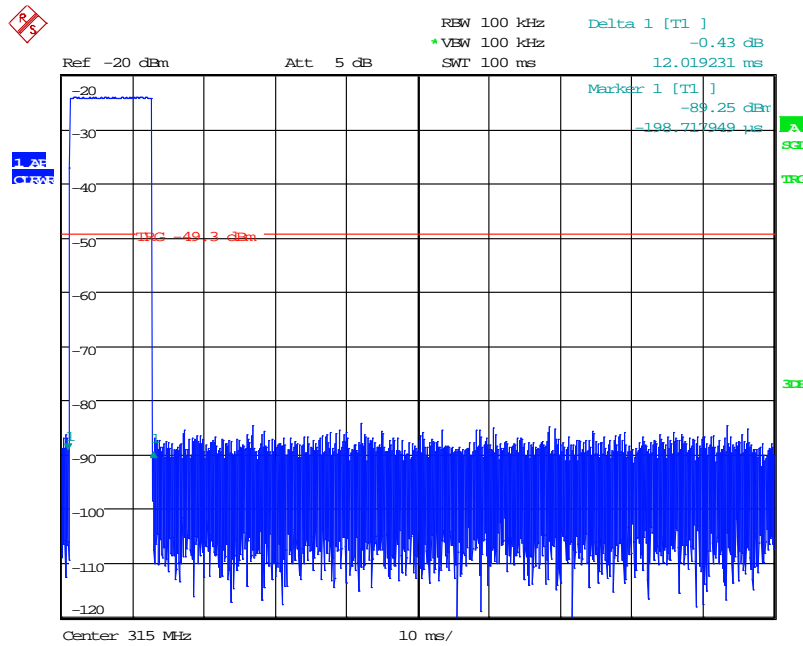
315MHz

ASK




Date: 3.JUN.2020 19:53:44

FSK

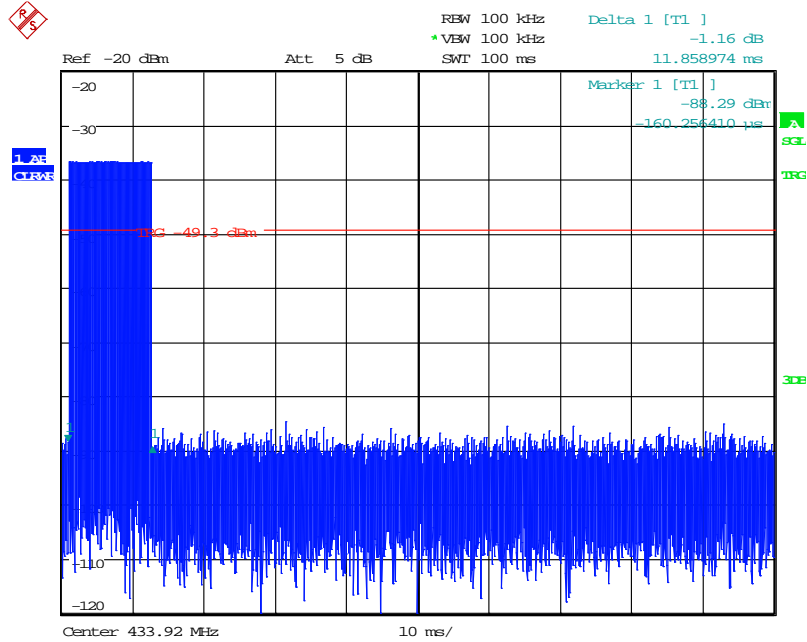


Date: 27.MAY.2020 17:59:07



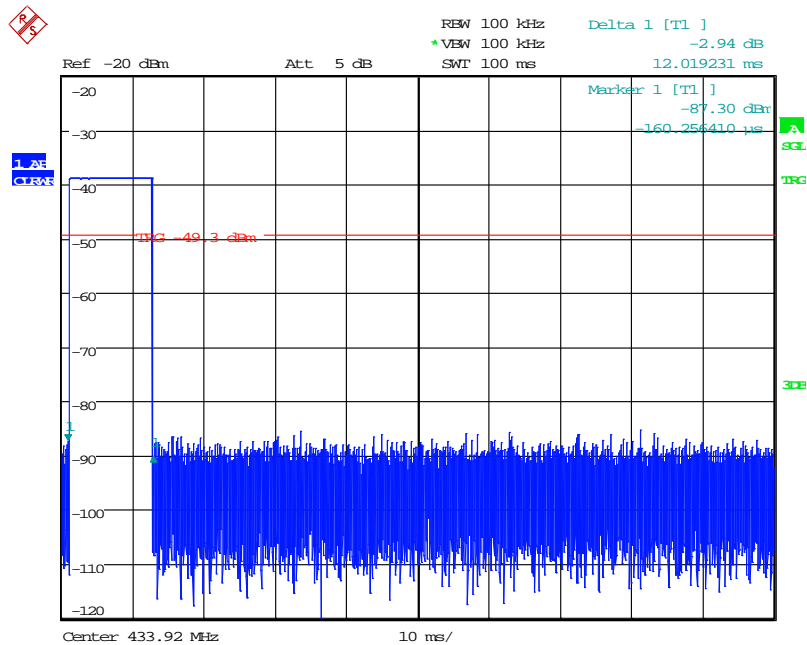
Worldwide Testing Services(Taiwan) Co., Ltd.

Registration number: W6M22005-19897-C-1
FCC ID: TH9SP401
433.92MHz
ASK



Date: 27.MAY.2020 17:44:22

FSK



Date: 27.MAY.2020 17:39:37



Radiated Emission Measurement

Operator: Leon

File :1

Data :#1

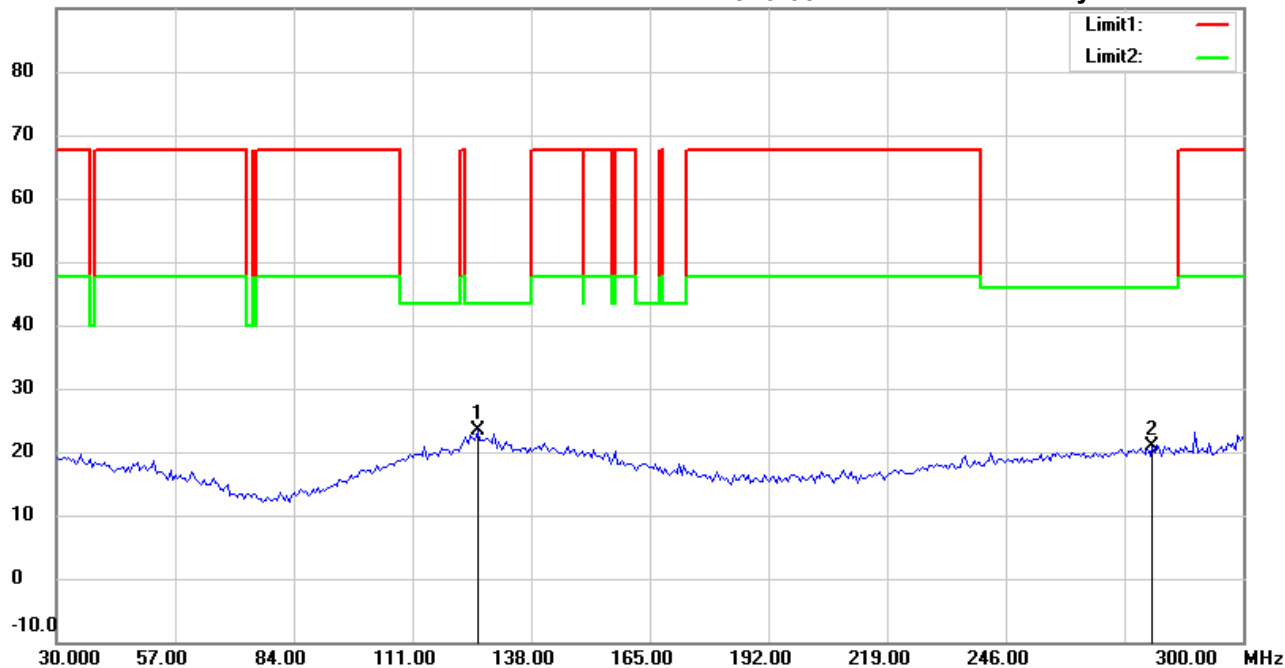
Date: 6/14/2020

Temperature:28.8 °C

90.0 dBuV/m

Time: 9:35:11 AM

Humidity:49.9 %



Site : Chamber

Condition : FCC 15.231(315MHz) 30-300(PK)<e>

Polarization: *Horizontal*

EUT : W6M22005-19897

Power : 3 Vd.c.

M/N:

Distance: 3m

Test Mode : TX 315MHz (ASK)

Note :

Mk.	Frequency (MHz)	Reading (dBuV)	Detector	Corr. factor (dB/m)	Result (dBuV/m)	Limit (dBuV/m)	Ant.Pos (cm)	Tab.Pos (deg.)	Margin (dB)	Comment
*	125.7715	30.56	peak	-7.10	23.46	43.50	100	332	-20.04	
	279.4388	27.04	peak	-6.24	20.80	46.00	100	185	-25.20	



Radiated Emission Measurement

Operator: Leon

File :1

Data :#2

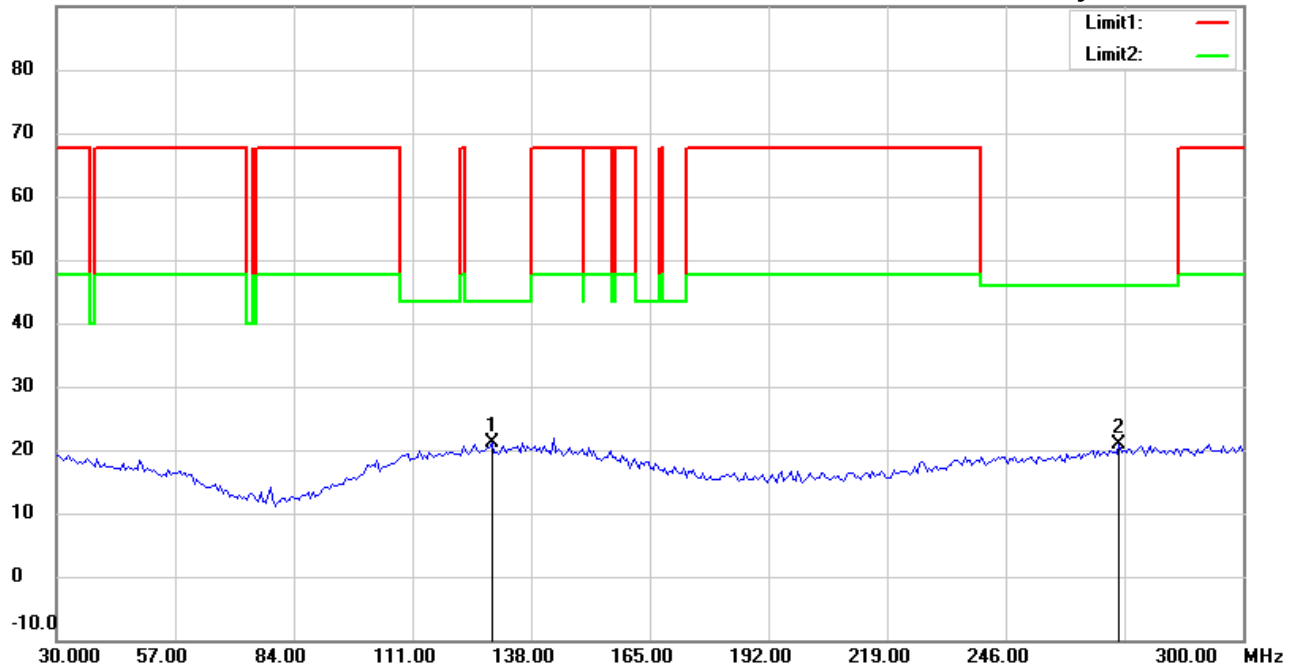
Date: 6/14/2020

Temperature:28.8 °C

90.0 dBuV/m

Time: 9:37:11 AM

Humidity:49.9 %



Site : Chamber

Condition : FCC 15.231(315MHz) 30-300(PK)<e>

Polarization: *Vertical*

EUT : W6M22005-19897

Power : 3 Vd.c.

M/N:

Distance: 3m

Test Mode : TX 315MHz (ASK)

Note :

Mk.	Frequency (MHz)	Reading (dBuV)	Detector	Corr. factor (dB/m)	Result (dBuV/m)	Limit (dBuV/m)	Ant.Pos (cm)	Tab.Pos (deg.)	Margin (dB)	Comment
*	129.0180	27.99	peak	-6.94	21.05	43.50	100	270	-22.45	
	271.8636	27.39	peak	-6.55	20.84	46.00	100	108	-25.16	



Address:6F.,No.58,Ln 188,Ruey Kuang Rd,Neihu,Taipei
 Tel:+886-2-6606-8877
 Fax:+886-2-6606-8875

Radiated Emission Measurement

Operator: Leon

File :2

Data :#1

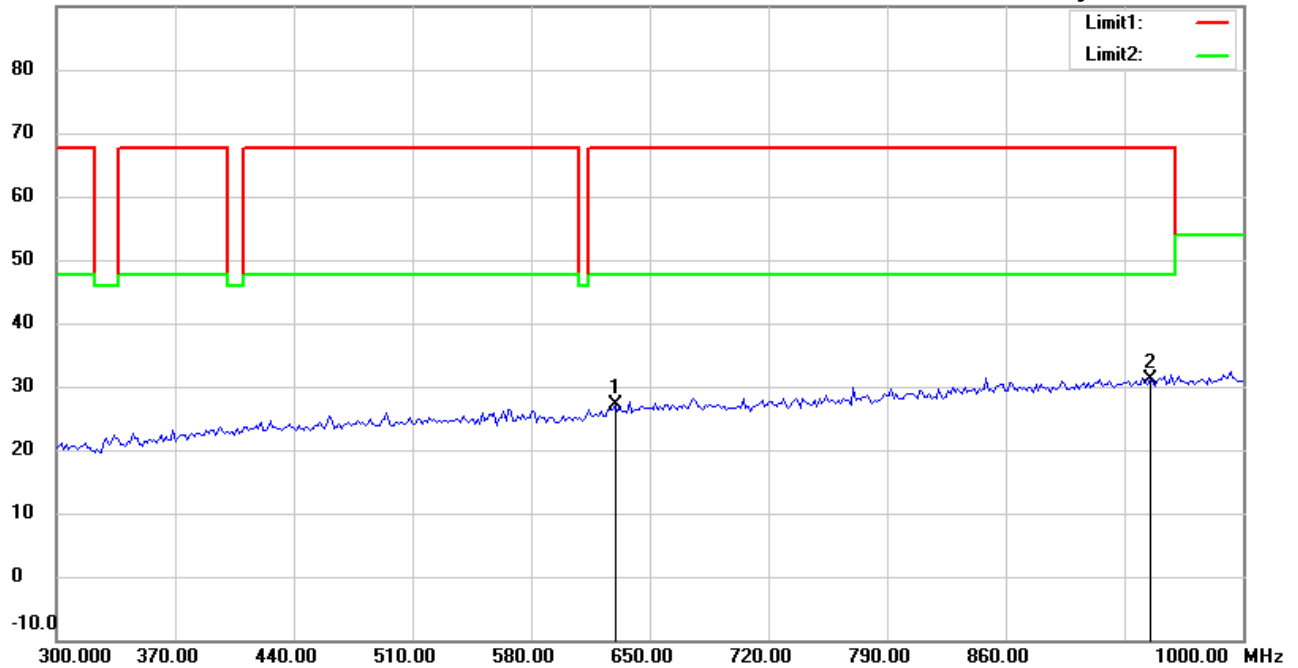
Date: 6/14/2020

Temperature:28.8 °C

90.0 dBuV/m

Time: 8:56:55 AM

Humidity:49.9 %



Site : Chamber

Condition : FCC 15.231(315MHz) 300-1000(PK)<e>

Polarization: *Horizontal*

EUT : W6M22005-19897

Power : 3 Vd.c.

M/N:

Distance: 3m

Test Mode : TX 315MHz (ASK)

Note :

Mk.	Frequency (MHz)	Reading (dBuV)	Detector	Corr. factor (dB/m)	Result (dBuV/m)	Limit (dBuV/m)	Ant.Pos (cm)	Tab.Pos (deg.)	Margin (dB)	Comment
	629.6593	28.24	peak	-1.08	27.16	67.66	100	232	-40.50	
*	945.0000	26.76	peak	4.33	31.09	67.66	100	57	-36.57	

*:Maximum data x:Over limit !:over margin



Address:6F.,No.58,Ln 188,Ruey Kuang Rd,Neihu,Taipei
 Tel:+886-2-6606-8877
 Fax:+886-2-6606-8875

Radiated Emission Measurement

Operator: Leon

File :2

Data :#2

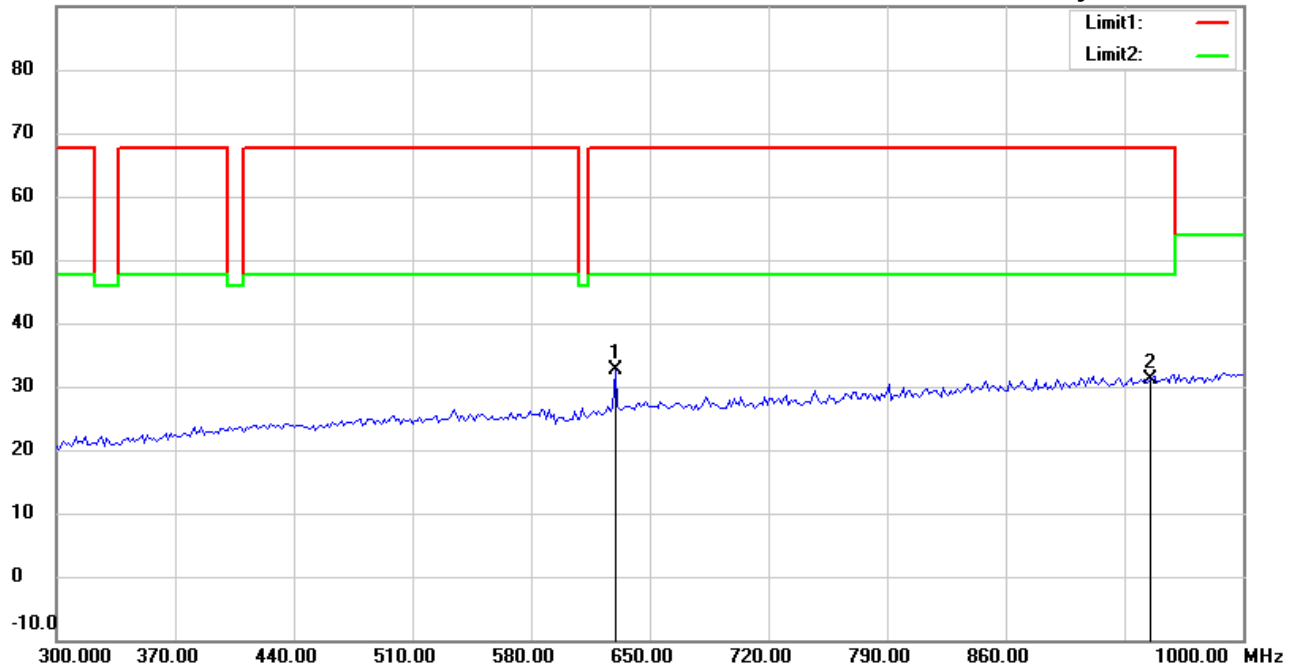
Date: 6/14/2020

Temperature:28.8 °C

90.0 dBuV/m

Time: 9:01:30 AM

Humidity:49.9 %



Site : Chamber

Condition : FCC 15.231(315MHz) 300-1000(PK)<e>

Polarization: **Vertical**

EUT : W6M22005-19897

Power : 3 Vd.c.

M/N:

Distance: 3m

Test Mode : TX 315MHz (ASK)

Note :

Mk.	Frequency (MHz)	Reading (dBuV)	Detector	Corr. factor (dB/m)	Result (dBuV/m)	Limit (dBuV/m)	Ant.Pos (cm)	Tab.Pos (deg.)	Margin (dB)	Comment
*	629.6593	33.59	peak	-1.08	32.51	67.66	100	220	-35.15	
	945.0000	26.78	peak	4.33	31.11	67.66	100	318	-36.55	

*:Maximum data x:Over limit !:over margin



Address:6F.,No.58,Ln 188,Ruey Kuang Rd,Neihu,Taipei
 Tel:+886-2-6606-8877
 Fax:+886-2-6606-8875

Radiated Emission Measurement

Operator: Leon

File :3

Data :#1

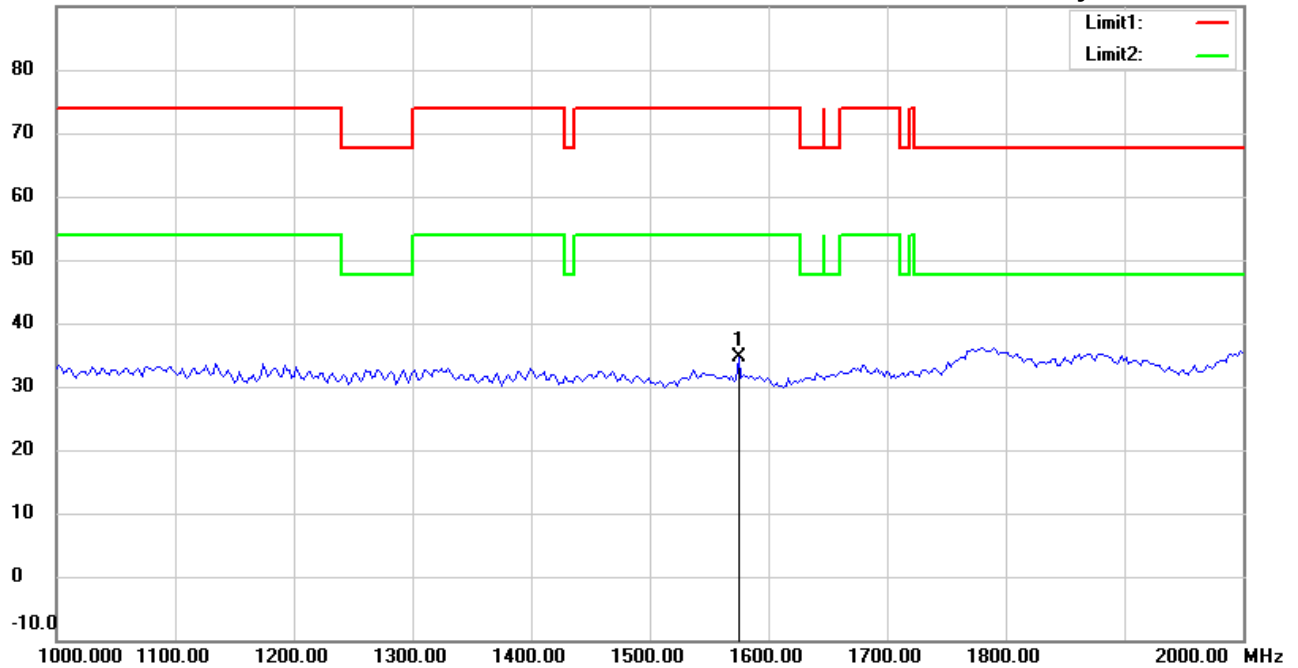
Date: 6/14/2020

Temperature:28.8 °C

90.0 dBuV/m

Time: 10:40:38 AM

Humidity:49.9 %



Site : Chamber

Condition : FCC 15.231(315MHz) 1000-2000(PK)<e>

Polarization: *Horizontal*

EUT : W6M22005-19897

Power : 3 Vd.c.

M/N:

Distance: 3m

Test Mode : TX 315MHz (ASK)

Note :

Mk.	Frequency (MHz)	Reading (dBuV)	Detector	Corr. factor (dB/m)	Result (dBuV/m)	Limit (dBuV/m)	Ant.Pos (cm)	Tab.Pos (deg.)	Margin (dB)	Comment
*	1575.150	44.97	peak	-10.42	34.55	74.00	150	73	-39.45	

*:Maximum data x:Over limit !:over margin



Address:6F.,No.58,Ln 188,Ruey Kuang Rd,Neihu,Taipei
 Tel:+886-2-6606-8877
 Fax:+886-2-6606-8875

Radiated Emission Measurement

Operator: Leon

File :3

Data :#3

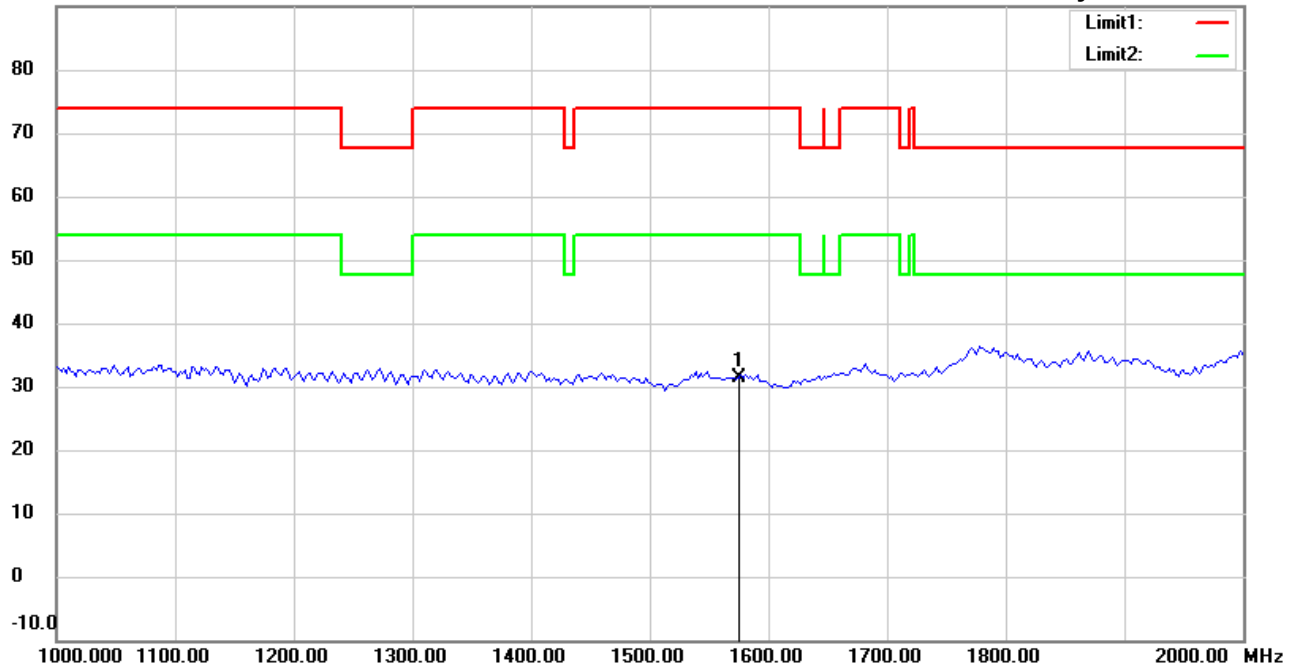
Date: 6/14/2020

Temperature:28.8 °C

90.0 dBuV/m

Time: 10:42:40 AM

Humidity:49.9 %



Site : Chamber

Condition : FCC 15.231(315MHz) 1000-2000(PK)<e>

Polarization: *Vertical*

EUT : W6M22005-19897

Power : 3 Vd.c.

M/N:

Distance: 3m

Test Mode : TX 315MHz (ASK)

Note :

Mk.	Frequency (MHz)	Reading (dBuV)	Detector	Corr. factor (dB/m)	Result (dBuV/m)	Limit (dBuV/m)	Ant.Pos (cm)	Tab.Pos (deg.)	Margin (dB)	Comment
*	1575.000	41.79	peak	-10.42	31.37	74.00	150	62	-42.63	

*:Maximum data x:Over limit !:over margin



Radiated Emission Measurement

Operator: Leon

File :3

Data :#2

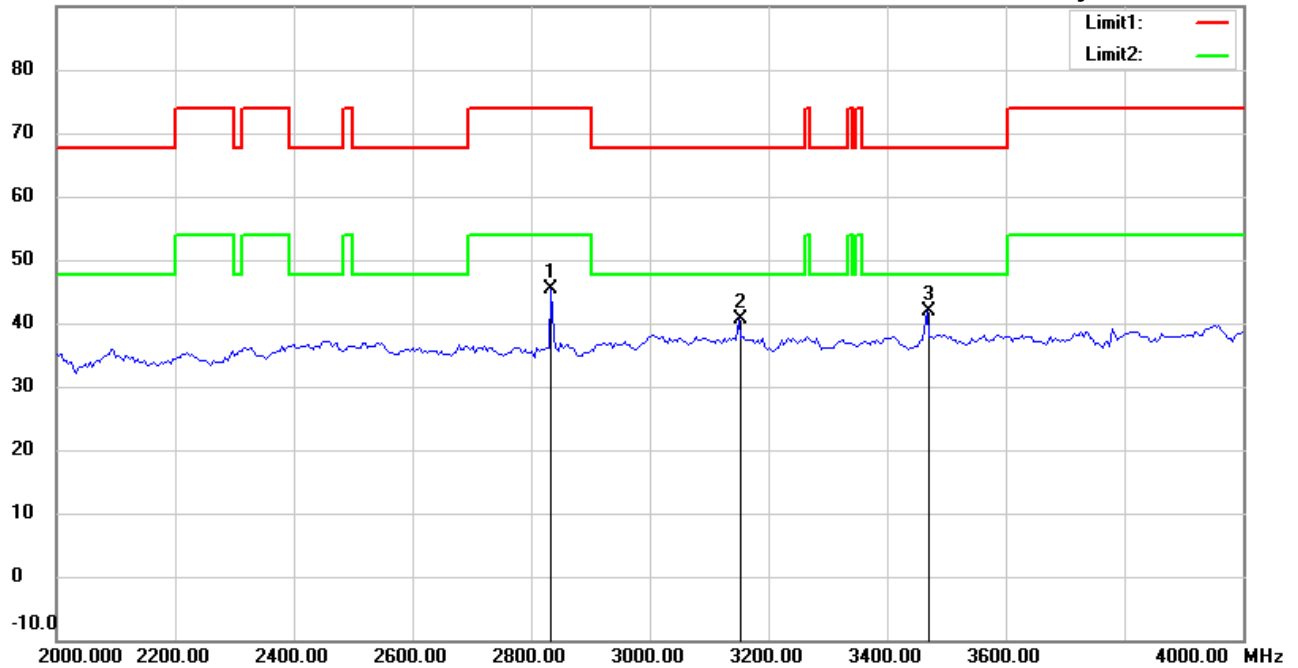
Date: 6/14/2020

Temperature:28.8 °C

90.0 dBuV/m

Time: 10:46:05 AM

Humidity:49.9 %



Site : Chamber

Condition : FCC 15.231(315MHz) 2000-4000(PK)<e>

Polarization: *Horizontal*

EUT : W6M22005-19897

Power : 3 Vd.c.

M/N:

Distance: 3m

Test Mode : TX 315MHz (ASK)

Note :

Mk.	Frequency (MHz)	Reading (dBuV)	Detector	Corr. factor (dB/m)	Result (dBuV/m)	Limit (dBuV/m)	Ant.Pos (cm)	Tab.Pos (deg.)	Margin (dB)	Comment
	2833.667	50.66	peak	-5.28	45.38	74.00	150	115	-28.62	
	3150.301	44.62	peak	-3.88	40.74	67.66	150	218	-26.92	
*	3466.934	45.44	peak	-3.47	41.97	67.66	150	57	-25.69	



Radiated Emission Measurement

Operator: Leon

File :3

Data :#4

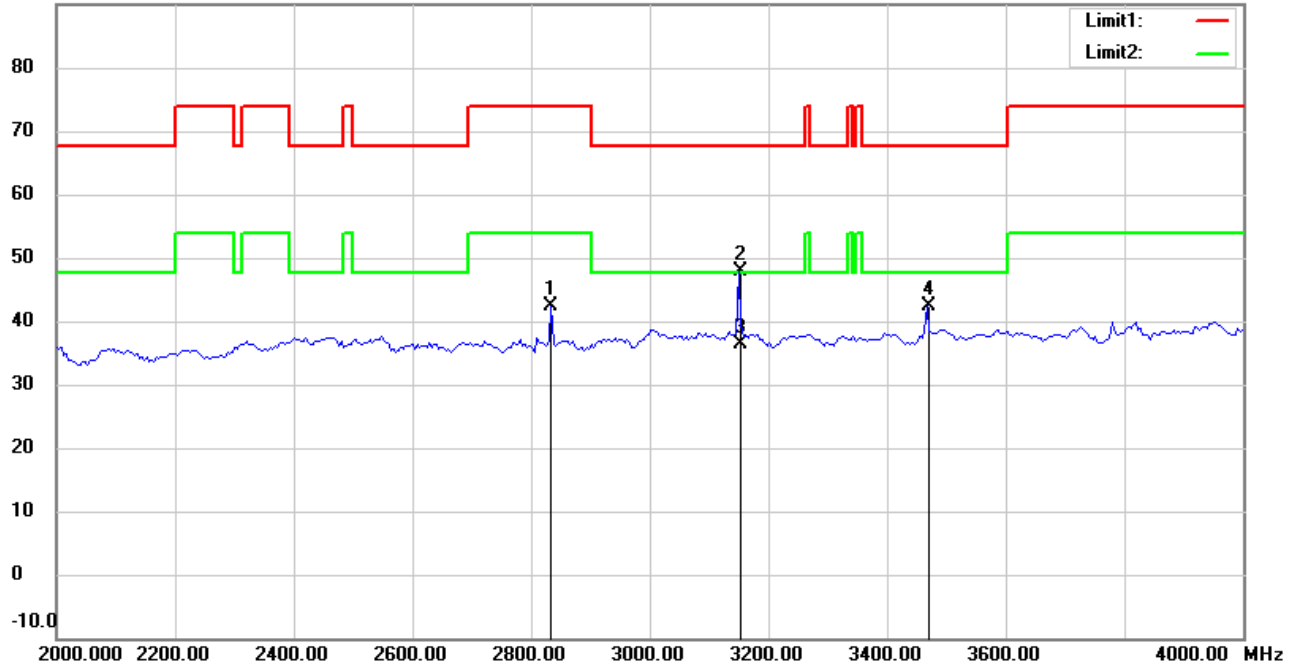
Date: 6/14/2020

Temperature:28.8 °C

90.0 dBuV/m

Time: 10:54:37 AM

Humidity:49.9 %



Site : Chamber

Condition : FCC 15.231(315MHz) 2000-4000(PK)<e>

Polarization: **Vertical**

EUT : W6M22005-19897

Power : 3 Vd.c.

M/N:

Distance: 3m

Test Mode : TX 315MHz (ASK)

Note :

Mk.	Frequency (MHz)	Reading (dBuV)	Detector	Corr. factor (dB/m)	Result (dBuV/m)	Limit (dBuV/m)	Ant.Pos (cm)	Tab.Pos (deg.)	Margin (dB)	Comment
	2833.667	47.68	peak	-5.28	42.40	74.00	150	157	-31.60	
	3150.301	51.82	peak	-3.88	47.94	67.66	150	163	-19.72	
*	3150.301	40.30	AVG	-3.88	36.42	47.66	150	163	-11.24	
	3466.934	45.92	peak	-3.47	42.45	67.66	150	240	-25.21	



Radiated Emission Measurement

Operator: Leon

File :1

Data :#1

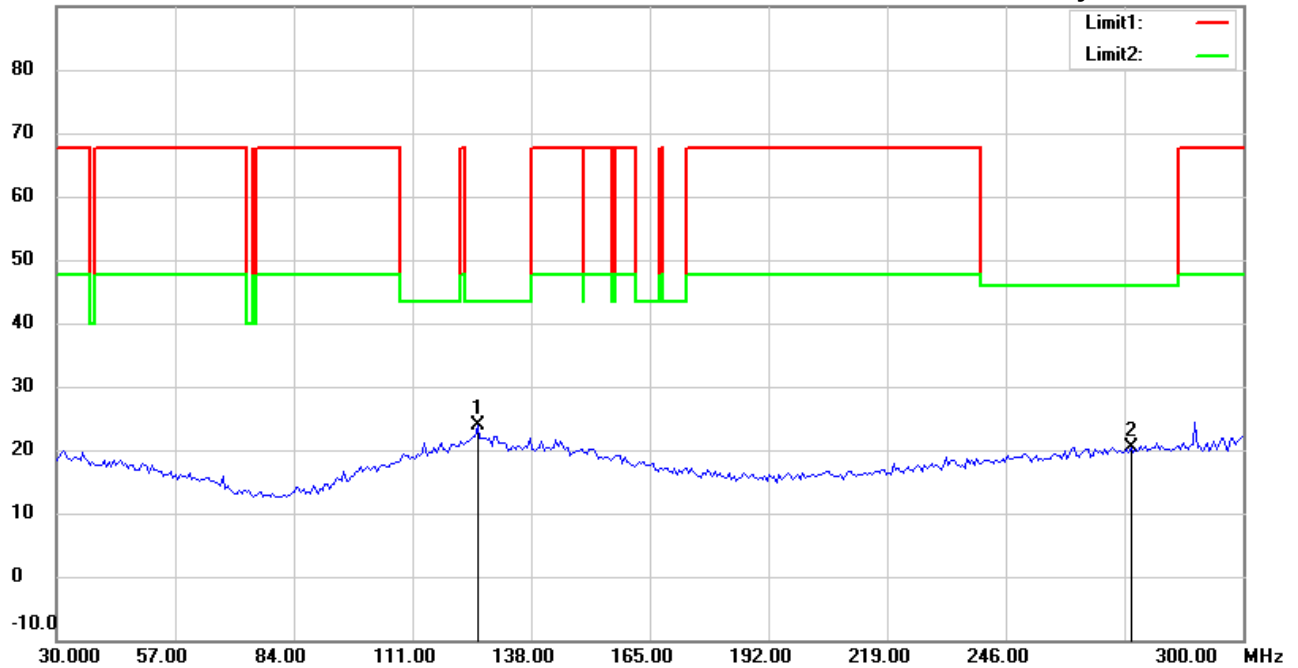
Date: 6/14/2020

Temperature:28.8 °C

90.0 dBuV/m

Time: 9:43:11 AM

Humidity:49.9 %



Site : Chamber

Condition : FCC 15.231(315MHz) 30-300(PK)<e>

Polarization: *Horizontal*

EUT : W6M22005-19897

Power : 3 Vd.c.

M/N:

Distance: 3m

Test Mode : TX 315MHz (FSK)

Note :

Mk.	Frequency (MHz)	Reading (dBuV)	Detector	Corr. factor (dB/m)	Result (dBuV/m)	Limit (dBuV/m)	Ant.Pos (cm)	Tab.Pos (deg.)	Margin (dB)	Comment
*	125.7715	30.87	peak	-7.10	23.77	43.50	100	220	-19.73	
	274.5690	26.87	peak	-6.44	20.43	46.00	100	56	-25.57	



Radiated Emission Measurement

Operator: Leon

File :1

Data :#2

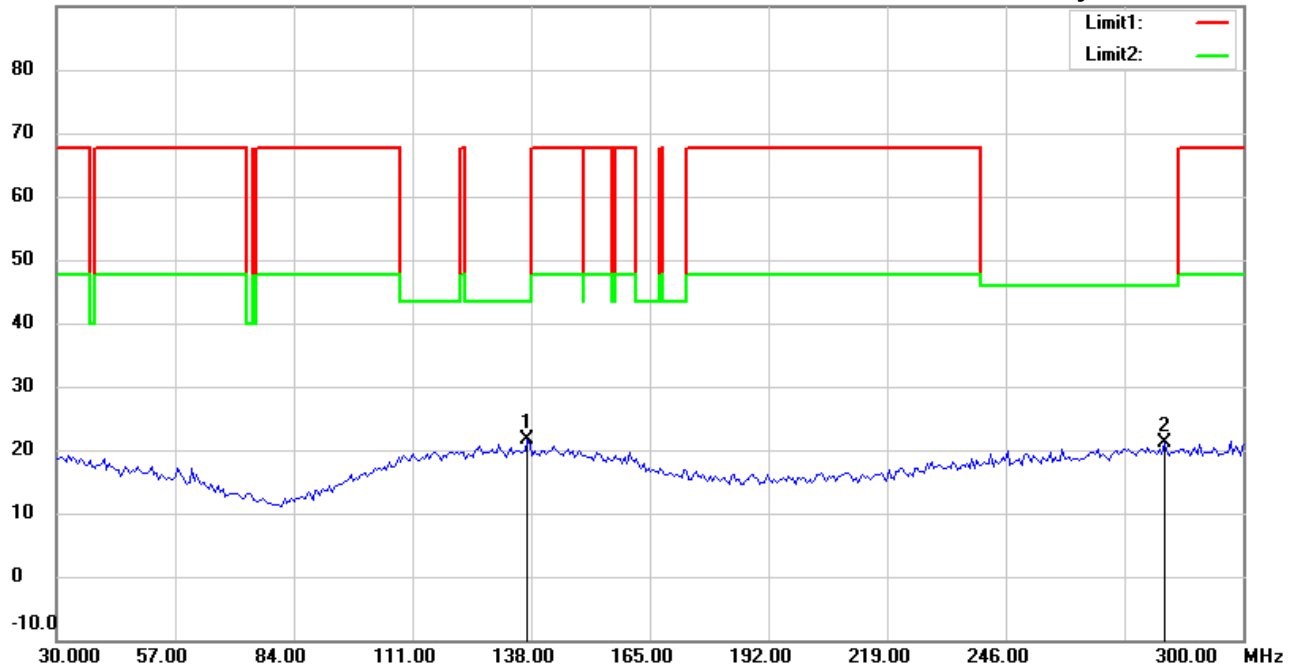
Date: 6/14/2020

Temperature:28.8 °C

90.0 dBuV/m

Time: 9:44:20 AM

Humidity:49.9 %



Site : Chamber

Condition : FCC 15.231(315MHz) 30-300(PK)<e>

Polarization: *Vertical*

EUT : W6M22005-19897

Power : 3 Vd.c.

M/N:

Distance: 3m

Test Mode : TX 315MHz (FSK)

Note :

Mk.	Frequency (MHz)	Reading (dBuV)	Detector	Corr. factor (dB/m)	Result (dBuV/m)	Limit (dBuV/m)	Ant.Pos (cm)	Tab.Pos (deg.)	Margin (dB)	Comment
*	137.1341	28.26	peak	-6.75	21.51	43.50	100	260	-21.99	
	282.1442	27.25	peak	-6.24	21.01	46.00	100	143	-24.99	



Address:6F.,No.58,Ln 188,Ruey Kuang Rd,Neihu,Taipei
 Tel:+886-2-6606-8877
 Fax:+886-2-6606-8875

Radiated Emission Measurement

Operator: Leon

File :2

Data :#1

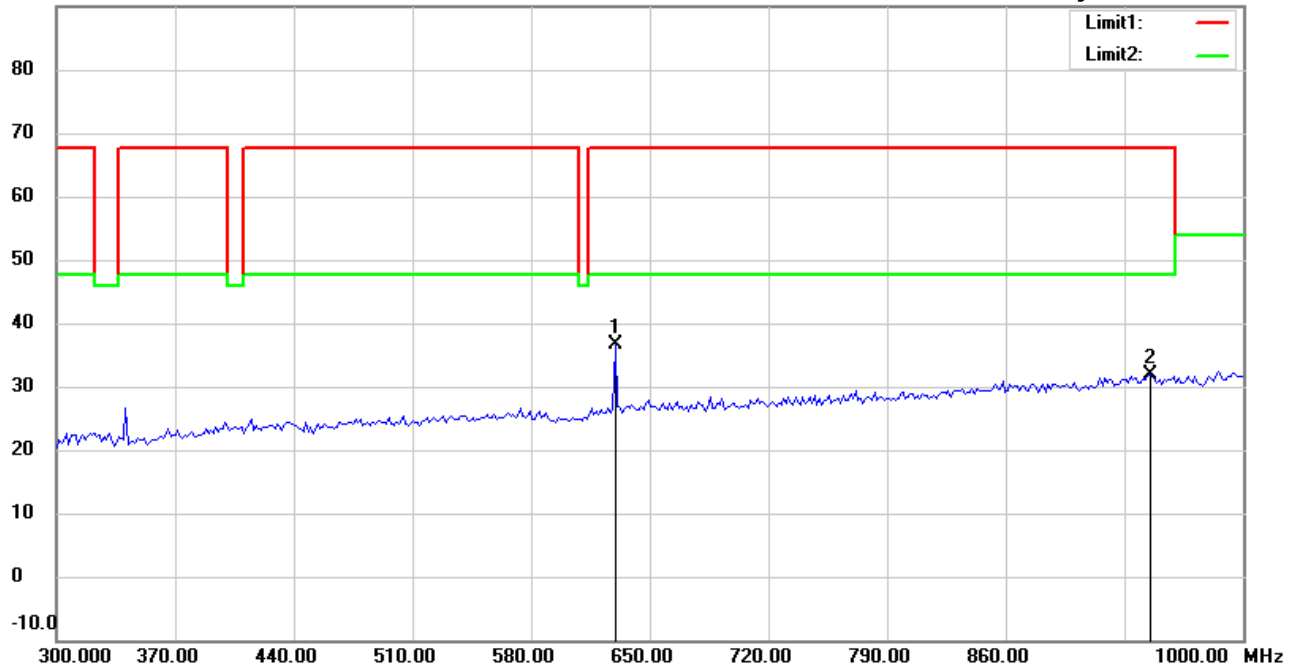
Date: 6/14/2020

Temperature:28.8 °C

90.0 dBuV/m

Time: 9:08:08 AM

Humidity:49.9 %



Site : Chamber

Condition : FCC 15.231(315MHz) 300-1000(PK)<e>

Polarization: *Horizontal*

EUT : W6M22005-19897

Power : 3 Vd.c.

M/N:

Distance: 3m

Test Mode : TX 315MHz (FSK)

Note :

Mk.	Frequency (MHz)	Reading (dBuV)	Detector	Corr. factor (dB/m)	Result (dBuV/m)	Limit (dBuV/m)	Ant.Pos (cm)	Tab.Pos (deg.)	Margin (dB)	Comment
*	629.6593	37.77	peak	-1.08	36.69	67.66	100	170	-30.97	
	945.0000	27.58	peak	4.33	31.91	67.66	100	220	-35.75	

*:Maximum data x:Over limit !:over margin



Radiated Emission Measurement

Operator: Leon

File :2

Data :#2

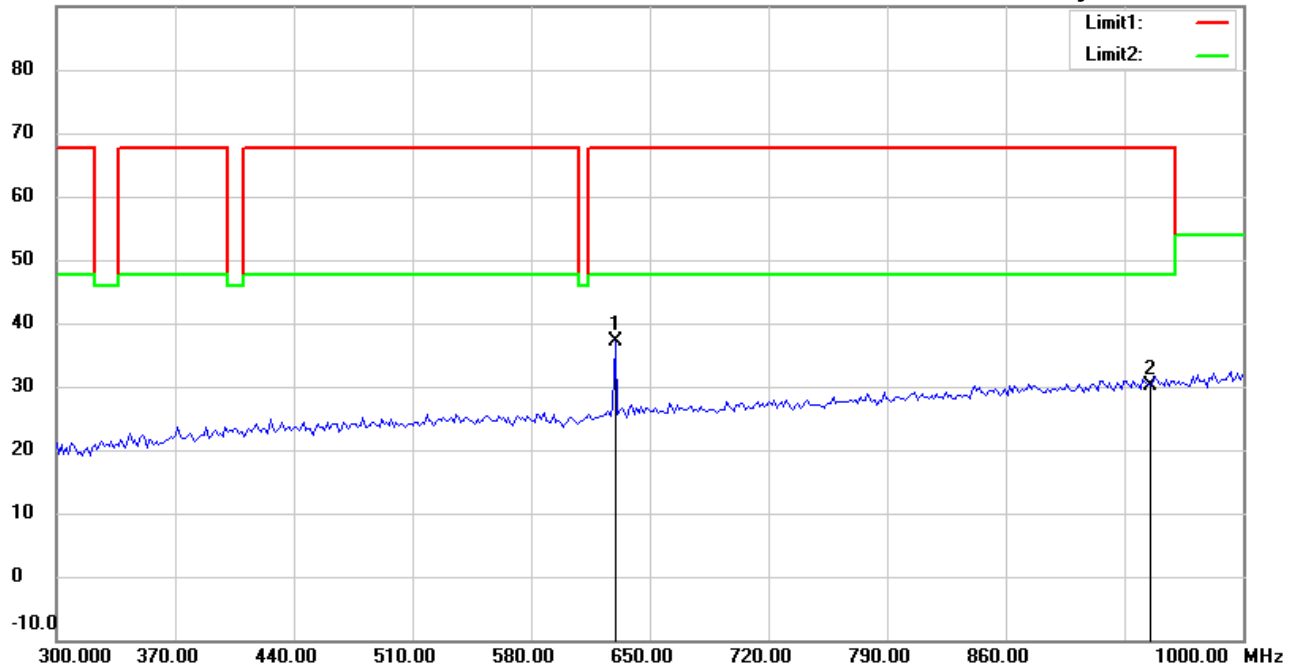
Date: 6/14/2020

Temperature:28.8 °C

90.0 dBuV/m

Time: 9:09:24 AM

Humidity:49.9 %



Site : Chamber

Condition : FCC 15.231(315MHz) 300-1000(PK)<e>

Polarization: **Vertical**

EUT : W6M22005-19897

Power : 3 Vd.c.

M/N:

Distance: 3m

Test Mode : TX 315MHz (FSK)

Note :

Mk.	Frequency (MHz)	Reading (dBuV)	Detector	Corr. factor (dB/m)	Result (dBuV/m)	Limit (dBuV/m)	Ant.Pos (cm)	Tab.Pos (deg.)	Margin (dB)	Comment
*	629.6593	38.29	peak	-1.08	37.21	67.66	100	273	-30.45	
	945.0000	25.69	peak	4.33	30.02	67.66	100	186	-37.64	



Address:6F.,No.58,Ln 188,Ruey Kuang Rd,Neihu,Taipei
 Tel:+886-2-6606-8877
 Fax:+886-2-6606-8875

Radiated Emission Measurement

Operator: Leon

File :3

Data :#1

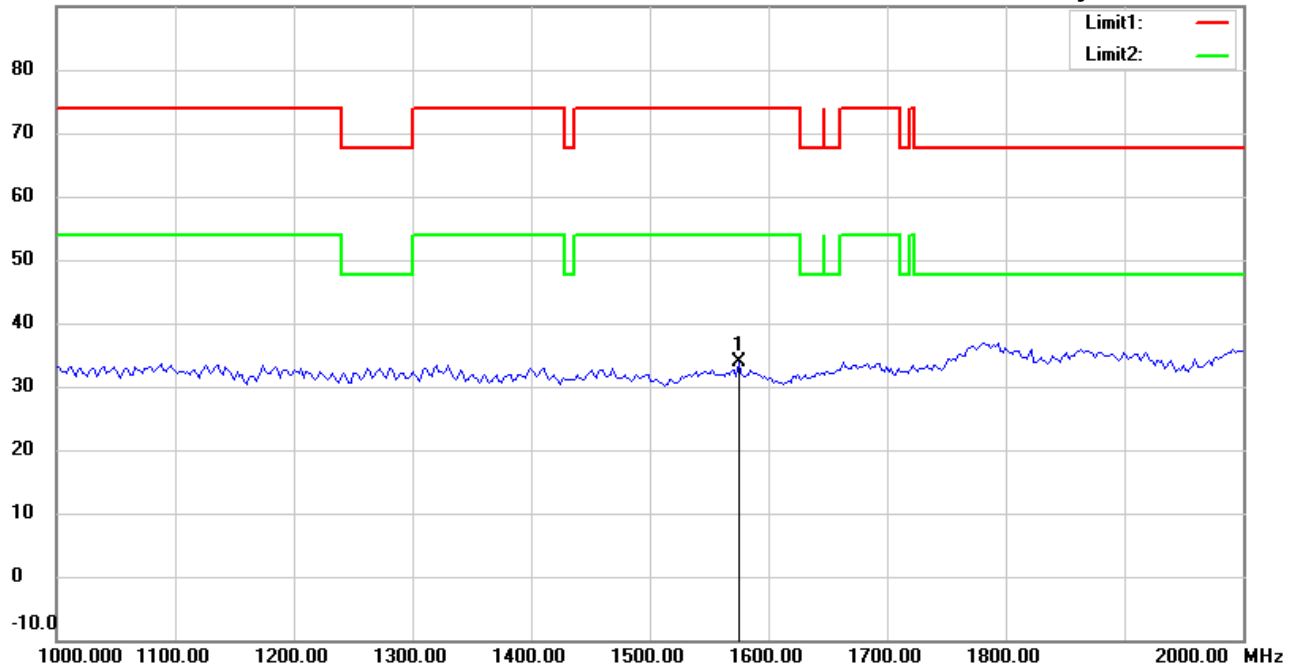
Date: 6/14/2020

Temperature:28.8 °C

90.0 dBuV/m

Time: 11:04:31 AM

Humidity:49.9 %



Site : Chamber

Condition : FCC 15.231(315MHz) 1000-2000(PK)<e>

Polarization: *Horizontal*

EUT : W6M22005-19897

Power : 3 Vd.c.

M/N:

Distance: 3m

Test Mode : TX 315MHz (FSK)

Note :

Mk.	Frequency (MHz)	Reading (dBuV)	Detector	Corr. factor (dB/m)	Result (dBuV/m)	Limit (dBuV/m)	Ant.Pos (cm)	Tab.Pos (deg.)	Margin (dB)	Comment
*	1575.150	44.19	peak	-10.42	33.77	74.00	150	305	-40.23	

*:Maximum data x:Over limit !:over margin



Radiated Emission Measurement

Operator: Leon

File :3

Data :#3

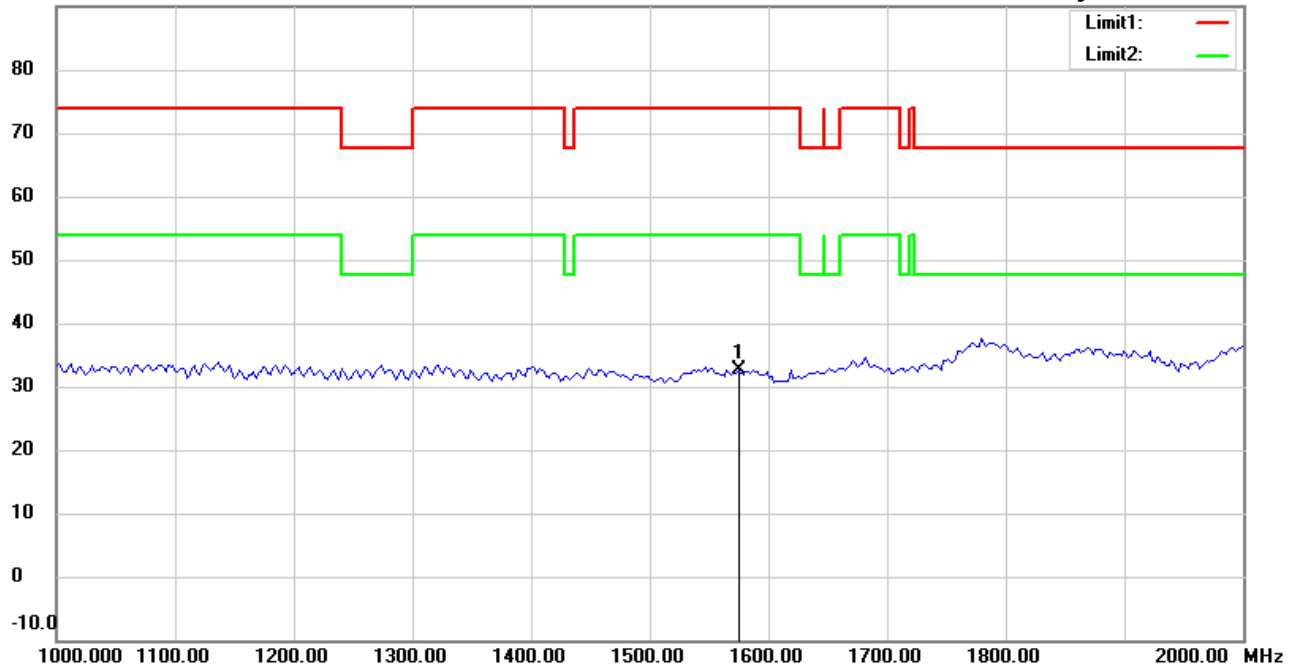
Date: 6/14/2020

Temperature:28.8 °C

90.0 dBuV/m

Time: 11:08:11 AM

Humidity:49.9 %



Site : Chamber

Condition : FCC 15.231(315MHz) 1000-2000(PK)<e>

Polarization: *Vertical*

EUT : W6M22005-19897

Power : 3 Vd.c.

M/N:

Distance: 3m

Test Mode : TX 315MHz (FSK)

Note :

Mk.	Frequency (MHz)	Reading (dBuV)	Detector	Corr. factor (dB/m)	Result (dBuV/m)	Limit (dBuV/m)	Ant.Pos (cm)	Tab.Pos (deg.)	Margin (dB)	Comment
*	1575.000	42.99	peak	-10.42	32.57	74.00	150	70	-41.43	



Radiated Emission Measurement

Operator: Leon

File :3

Data :#2

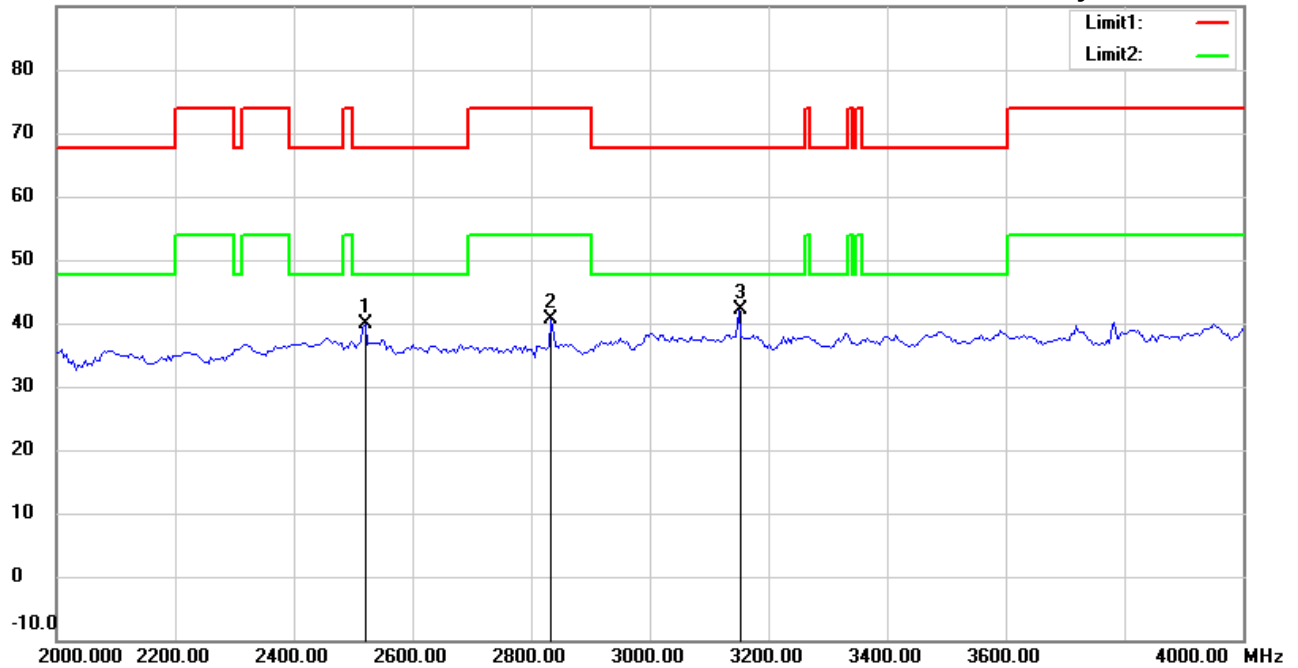
Date: 6/14/2020

Temperature:28.8 °C

90.0 dBuV/m

Time: 11:00:35 AM

Humidity:49.9 %



Site : Chamber

Condition : FCC 15.231(315MHz) 2000-4000(PK)<e>

Polarization: *Horizontal*

EUT : W6M22005-19897

Power : 3 Vd.c.

M/N:

Distance: 3m

Test Mode : TX 315MHz (FSK)

Note :

Mk.	Frequency (MHz)	Reading (dBuV)	Detector	Corr. factor (dB/m)	Result (dBuV/m)	Limit (dBuV/m)	Ant.Pos (cm)	Tab.Pos (deg.)	Margin (dB)	Comment
	2521.042	44.82	peak	-4.91	39.91	67.66	150	70	-27.75	
	2833.667	45.81	peak	-5.28	40.53	74.00	150	226	-33.47	
*	3150.301	45.92	peak	-3.88	42.04	67.66	150	130	-25.62	



Radiated Emission Measurement

Operator: Leon

File :3

Data :#4

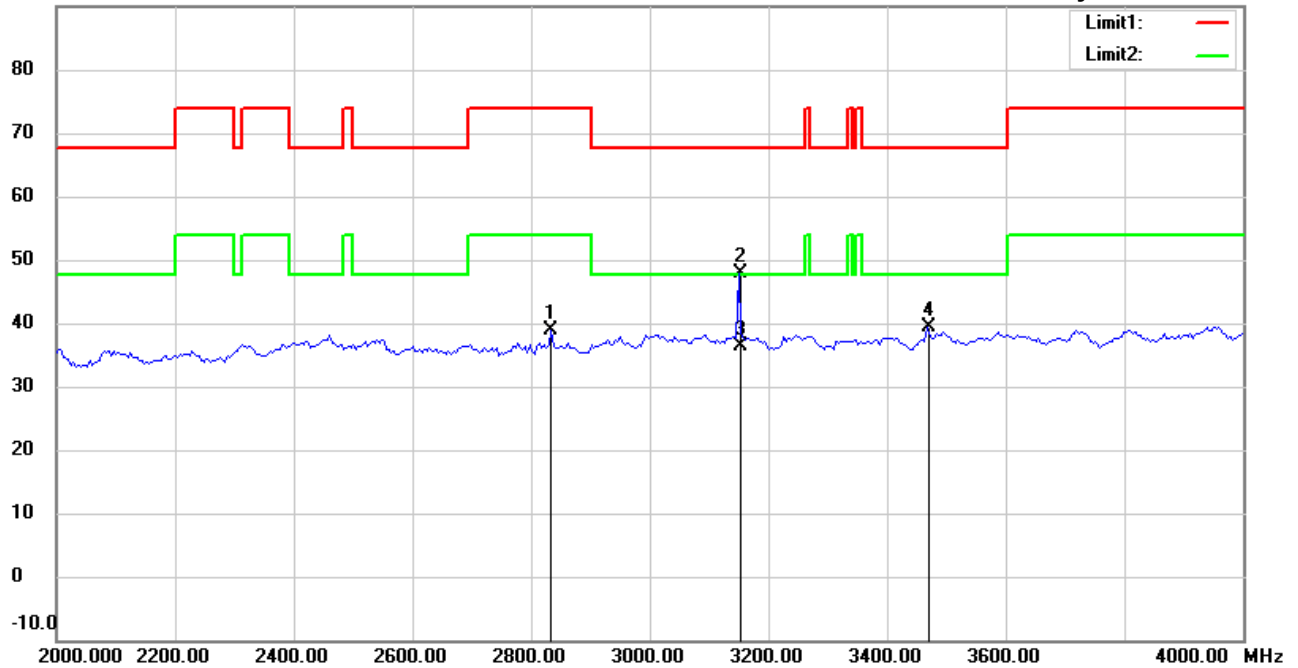
Date: 6/14/2020

Temperature:28.8 °C

90.0 dBuV/m

Time: 11:02:35 AM

Humidity:49.9 %



Site : Chamber

Condition : FCC 15.231(315MHz) 2000-4000(PK)<e>

Polarization: *Vertical*

EUT : W6M22005-19897

Power : 3 Vd.c.

M/N:

Distance: 3m

Test Mode : TX 315MHz (FSK)

Note :

Mk.	Frequency (MHz)	Reading (dBuV)	Detector	Corr. factor (dB/m)	Result (dBuV/m)	Limit (dBuV/m)	Ant.Pos (cm)	Tab.Pos (deg.)	Margin (dB)	Comment
	2833.667	44.18	peak	-5.28	38.90	74.00	150	226	-35.10	
	3150.301	51.64	peak	-3.88	47.76	67.66	150	189	-19.90	
*	3150.301	40.25	AVG	-3.88	36.37	47.66	150	189	-11.29	
	3466.934	42.75	peak	-3.47	39.28	67.66	150	50	-28.38	



Radiated Emission Measurement

Operator: Leon

File :1

Data :#1

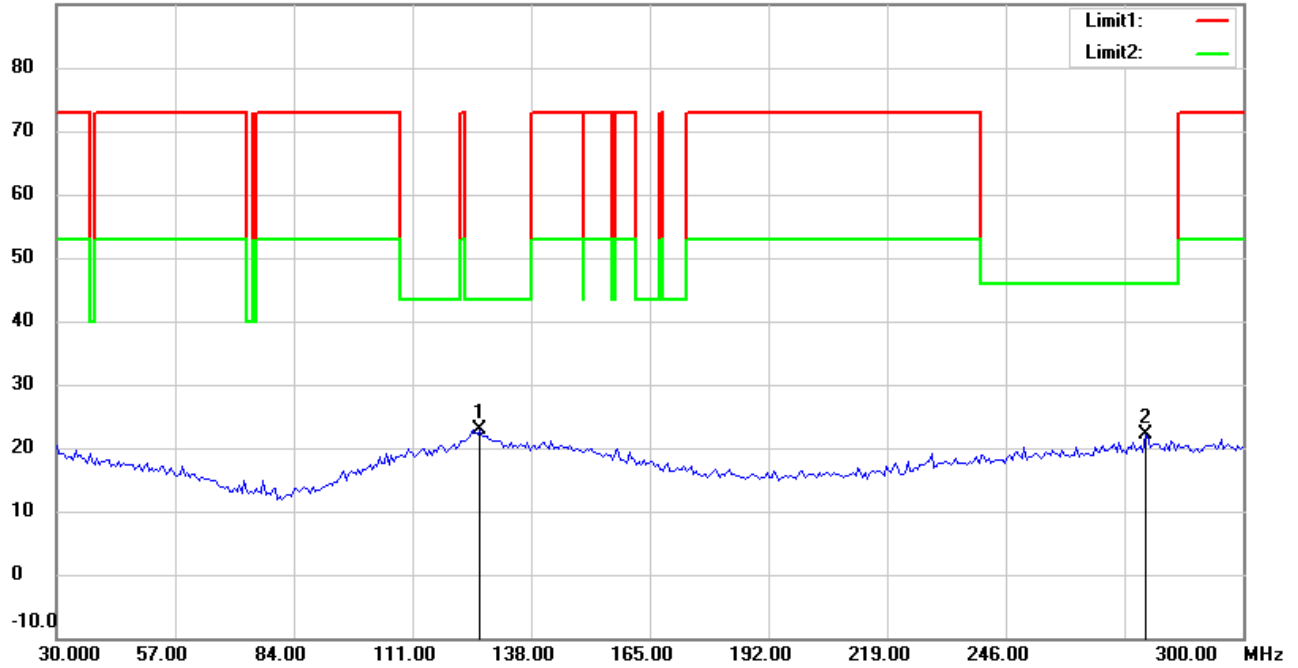
Date: 6/14/2020

Temperature:28.8 °C

90.0 dBuV/m

Time: 9:49:52 AM

Humidity:49.9 %



Site : Chamber

Condition : FCC 15.231(433.92MHz) 30-300(PK)<e>

Polarization: *Horizontal*

EUT : W6M22005-19897

Power : 3 Vd.c.

M/N:

Distance: 3m

Test Mode : TX 433.92MHz (ASK)

Note :

Mk.	Frequency (MHz)	Reading (dBuV)	Detector	Corr. factor (dB/m)	Result (dBuV/m)	Limit (dBuV/m)	Ant.Pos (cm)	Tab.Pos (deg.)	Margin (dB)	Comment
*	126.3126	29.98	peak	-7.07	22.91	43.50	100	337	-20.59	
	277.8156	28.35	peak	-6.31	22.04	46.00	100	169	-23.96	



Radiated Emission Measurement

Operator: Leon

File :1

Data :#2

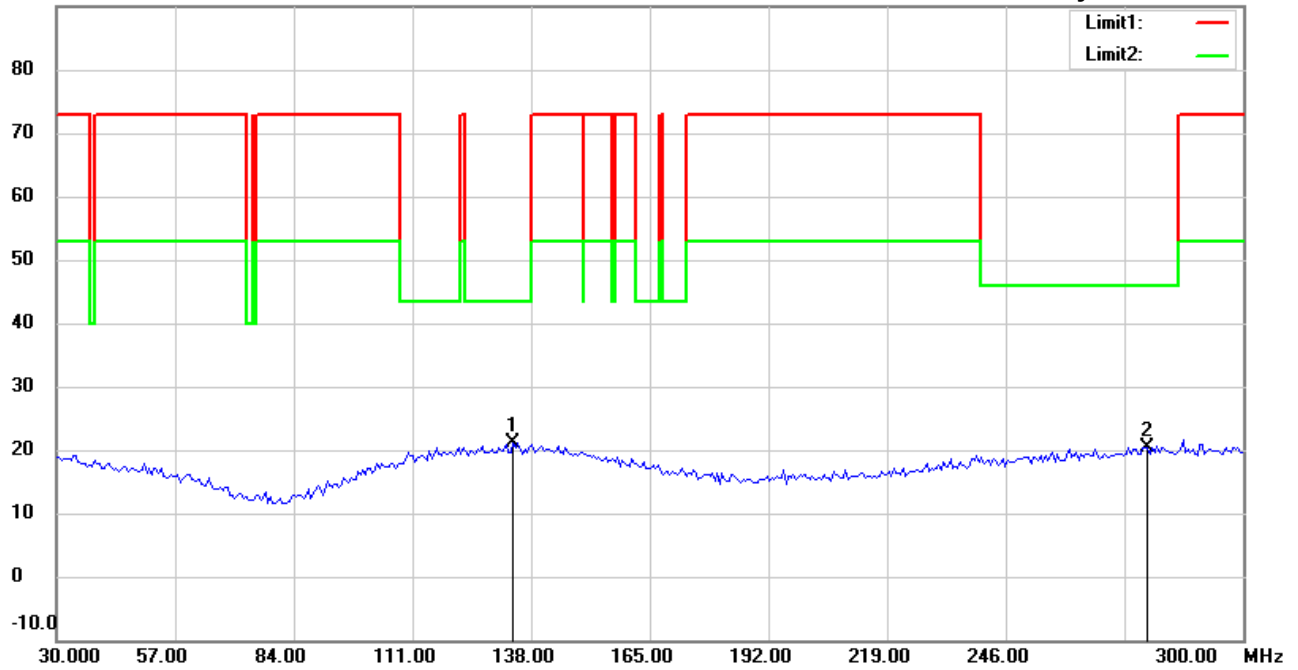
Date: 6/14/2020

Temperature:28.8 °C

90.0 dBuV/m

Time: 9:51:37 AM

Humidity:49.9 %



Site : Chamber

Condition : FCC 15.231(433.92MHz) 30-300(PK)<e>

Polarization: *Vertical*

EUT : W6M22005-19897

Power : 3 Vd.c.

M/N:

Distance: 3m

Test Mode : TX 433.92MHz (ASK)

Note :

Mk.	Frequency (MHz)	Reading (dBuV)	Detector	Corr. factor (dB/m)	Result (dBuV/m)	Limit (dBuV/m)	Ant.Pos (cm)	Tab.Pos (deg.)	Margin (dB)	Comment
*	133.8875	27.99	peak	-6.82	21.17	43.50	100	223	-22.33	
	278.3566	26.73	peak	-6.29	20.44	46.00	100	56	-25.56	



Address:6F.,No.58,Ln 188,Ruey Kuang Rd,Neihu,Taipei
 Tel:+886-2-6606-8877
 Fax:+886-2-6606-8875

Radiated Emission Measurement

Operator: Leon

File :2

Data :#1

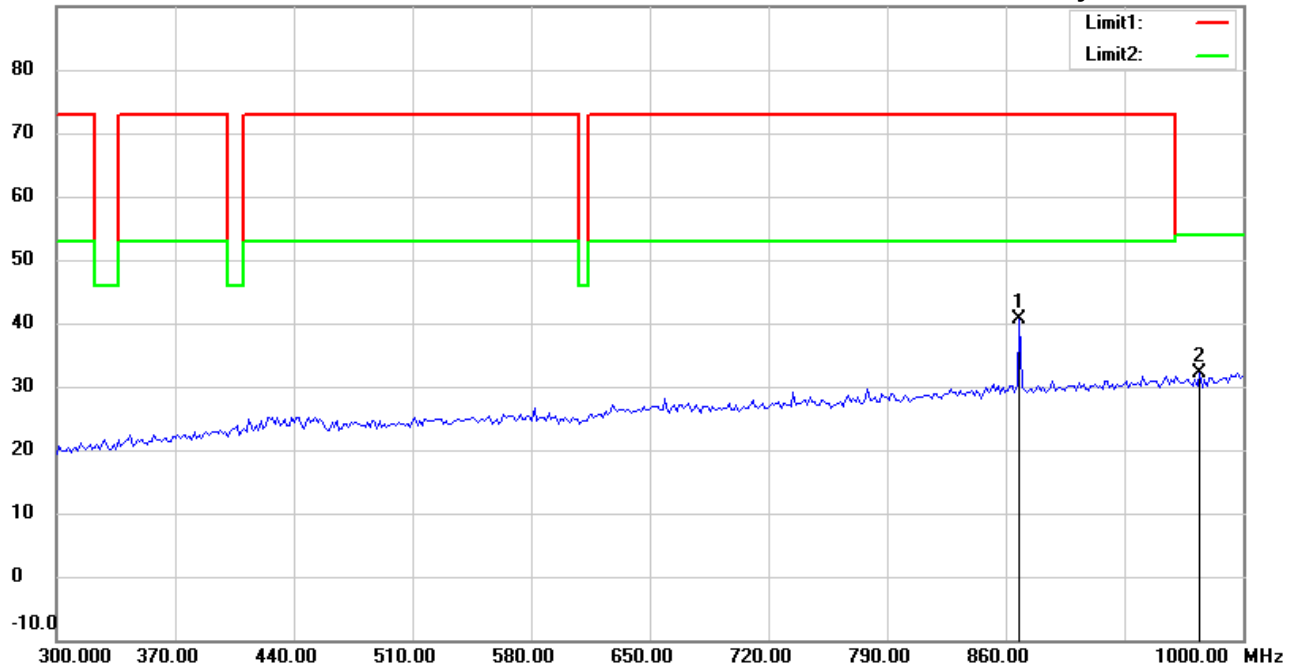
Date: 6/14/2020

Temperature:28.8 °C

90.0 dBuV/m

Time: 8:22:04 AM

Humidity:49.9 %



Site : Chamber

Condition : FCC 15.231(433.92MHz) 300-1000(PK)<e>

Polarization: *Horizontal*

EUT : W6M22005-19897

Power : 3 Vd.c.

M/N:

Distance: 3m

Test Mode : TX 433.92MHz (ASK)

Note :

Mk.	Frequency (MHz)	Reading (dBuV)	Detector	Corr. factor (dB/m)	Result (dBuV/m)	Limit (dBuV/m)	Ant.Pos (cm)	Tab.Pos (deg.)	Margin (dB)	Comment
	868.1363	37.49	peak	3.02	40.51	72.80	100	250	-32.29	
*	974.7495	27.39	peak	4.77	32.16	54.00	100	136	-21.84	

*:Maximum data x:Over limit !:over margin



Radiated Emission Measurement

Operator: Leon

File :2

Data :#2

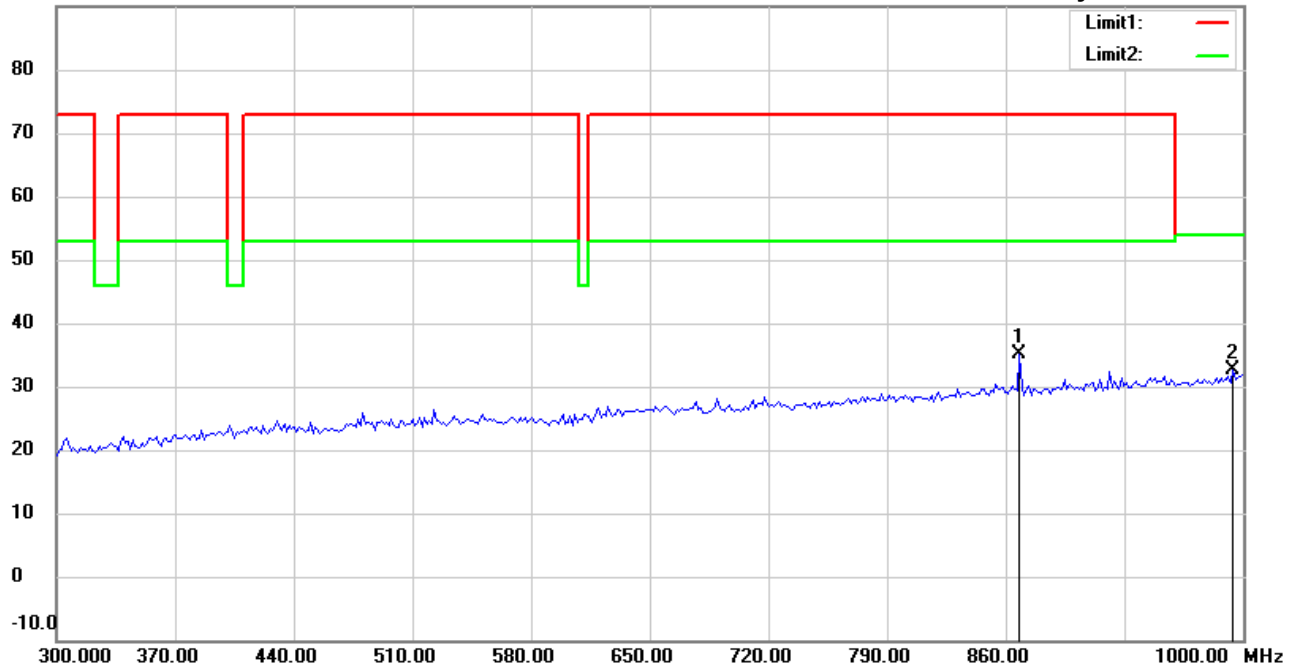
Date: 6/14/2020

Temperature:28.8 °C

90.0 dBuV/m

Time: 8:23:28 AM

Humidity:49.9 %



Site : Chamber

Condition : FCC 15.231(433.92MHz) 300-1000(PK)<e>

Polarization: **Vertical**

EUT : W6M22005-19897

Power : 3 Vd.c.

M/N:

Distance: 3m

Test Mode : TX 433.92MHz (ASK)

Note :

Mk.	Frequency (MHz)	Reading (dBuV)	Detector	Corr. factor (dB/m)	Result (dBuV/m)	Limit (dBuV/m)	Ant.Pos (cm)	Tab.Pos (deg.)	Margin (dB)	Comment
	868.1363	32.11	peak	3.02	35.13	72.80	100	283	-37.67	
*	994.3885	27.51	peak	5.05	32.56	54.00	100	172	-21.44	



Address:6F.,No.58,Ln 188,Ruey Kuang Rd,Neihu,Taipei
 Tel:+886-2-6606-8877
 Fax:+886-2-6606-8875

Radiated Emission Measurement

Operator: Leon

File :3

Data :#1

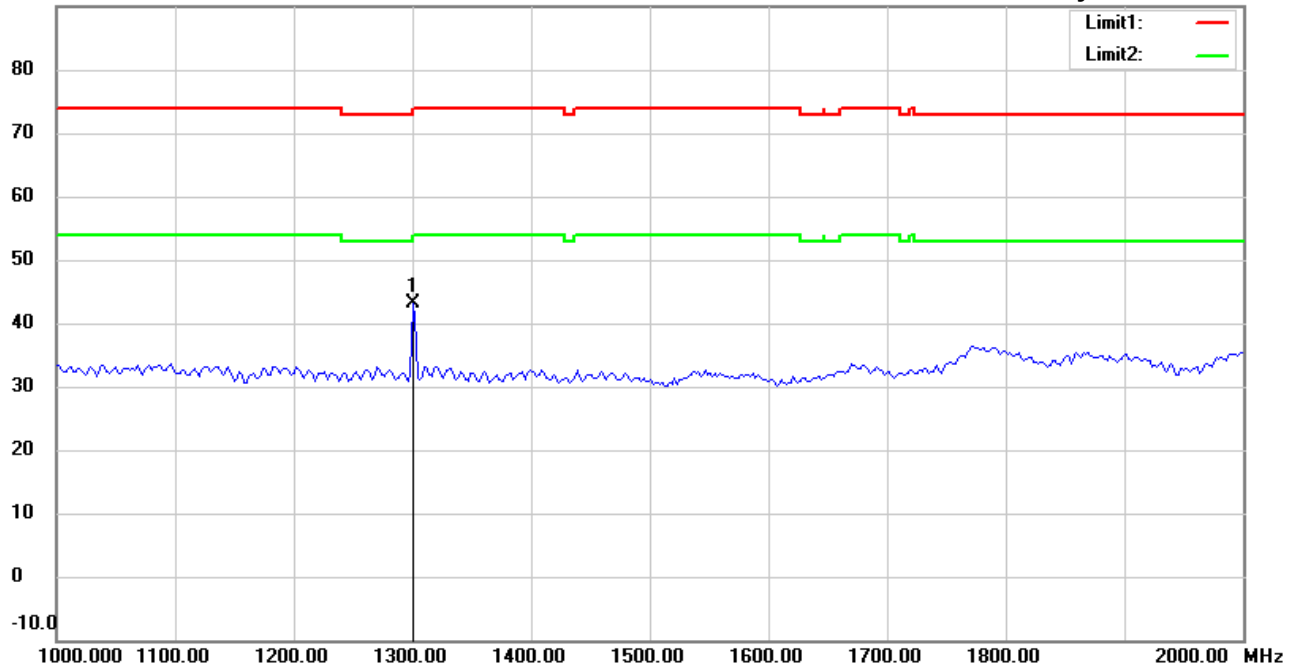
Date: 6/14/2020

Temperature:28.8 °C

90.0 dBuV/m

Time: 10:34:34 AM

Humidity:49.9 %



Site : Chamber

Condition : FCC 15.231(433.92MHz) 1000-2000(PK)<e>

Polarization: *Horizontal*

EUT : W6M22005-19897

Power : 3 Vd.c.

M/N:

Distance: 3m

Test Mode : TX 433.92MHz (ASK)

Note :

Mk.	Frequency (MHz)	Reading (dBuV)	Detector	Corr. factor (dB/m)	Result (dBuV/m)	Limit (dBuV/m)	Ant.Pos (cm)	Tab.Pos (deg.)	Margin (dB)	Comment
*	1300.601	52.71	peak	-9.56	43.15	74.00	150	165	-30.85	

*:Maximum data x:Over limit !:over margin



Address:6F.,No.58,Ln 188,Ruey Kuang Rd,Neihu,Taipei
 Tel:+886-2-6606-8877
 Fax:+886-2-6606-8875

Radiated Emission Measurement

Operator: Leon

File :3

Data :#4

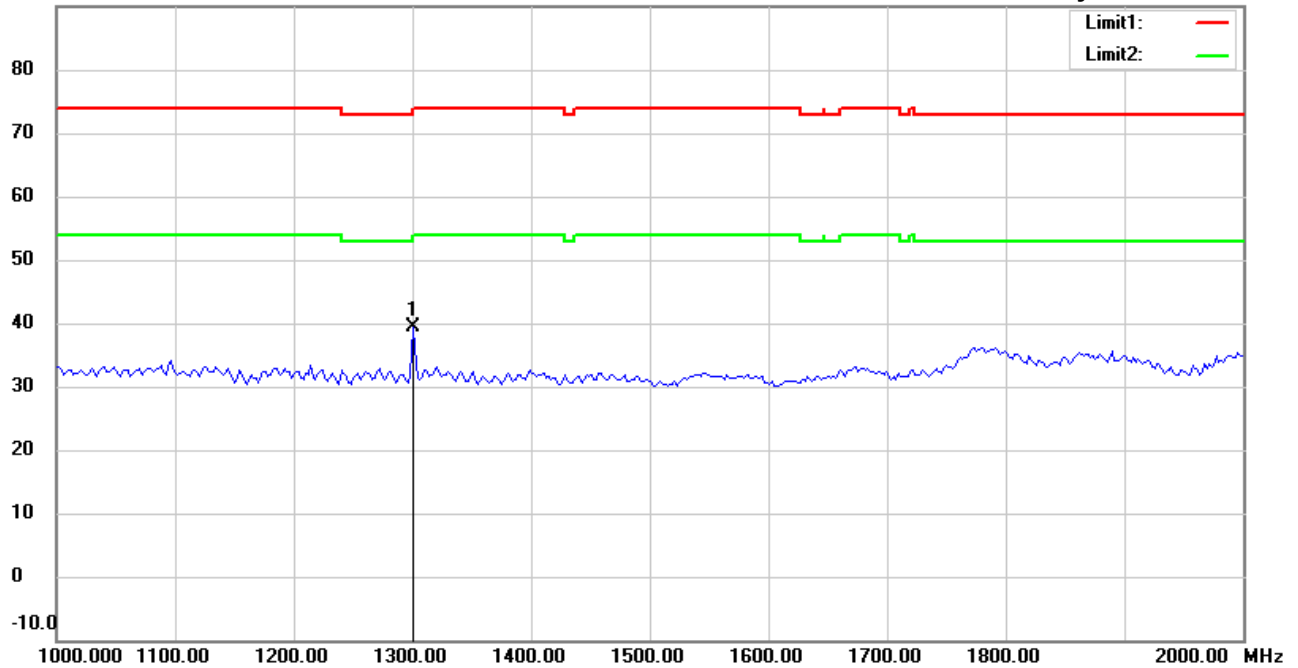
Date: 6/14/2020

Temperature:28.8 °C

90.0 dBuV/m

Time: 10:36:19 AM

Humidity:49.9 %



Site : Chamber

Condition : FCC 15.231(433.92MHz) 1000-2000(PK)<e>

Polarization: *Vertical*

EUT : W6M22005-19897

Power : 3 Vd.c.

M/N:

Distance: 3m

Test Mode : TX 433.92MHz (ASK)

Note :

Mk.	Frequency (MHz)	Reading (dBuV)	Detector	Corr. factor (dB/m)	Result (dBuV/m)	Limit (dBuV/m)	Ant.Pos (cm)	Tab.Pos (deg.)	Margin (dB)	Comment
*	1300.601	48.83	peak	-9.56	39.27	74.00	150	334	-34.73	

*:Maximum data x:Over limit !:over margin



Radiated Emission Measurement

Operator: Leon

File :3

Data :#2

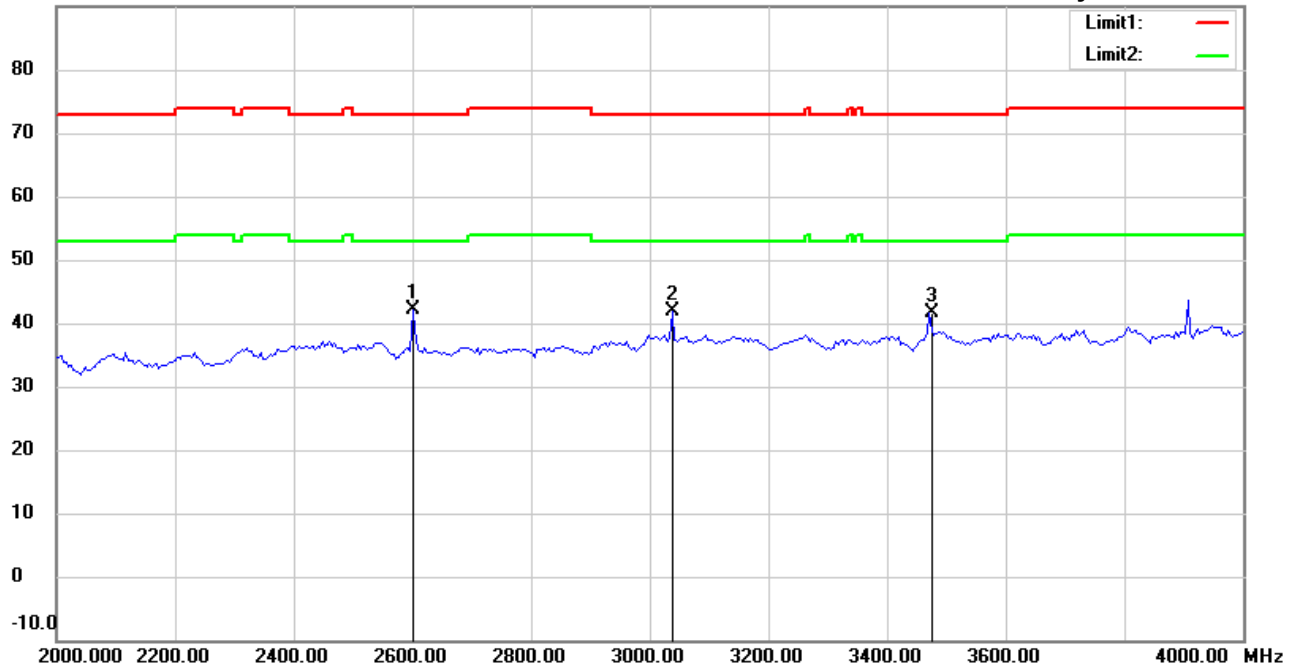
Date: 6/14/2020

Temperature:28.8 °C

90.0 dBuV/m

Time: 10:28:43 AM

Humidity:49.9 %



Site : Chamber

Condition : FCC 15.231(433.92MHz) 2000-4000(PK)<e>

Polarization: *Horizontal*

EUT : W6M22005-19897

Power : 3 Vd.c.

M/N:

Distance: 3m

Test Mode : TX 433.92MHz (ASK)

Note :

Mk.	Frequency (MHz)	Reading (dBuV)	Detector	Corr. factor (dB/m)	Result (dBuV/m)	Limit (dBuV/m)	Ant.Pos (cm)	Tab.Pos (deg.)	Margin (dB)	Comment
*	2601.202	47.56	peak	-5.46	42.10	72.80	150	138	-30.70	
	3038.076	45.66	peak	-3.87	41.79	72.80	150	267	-31.01	
	3470.942	45.05	peak	-3.45	41.60	72.80	150	114	-31.20	



Radiated Emission Measurement

Operator: Leon

File :3

Data :#5

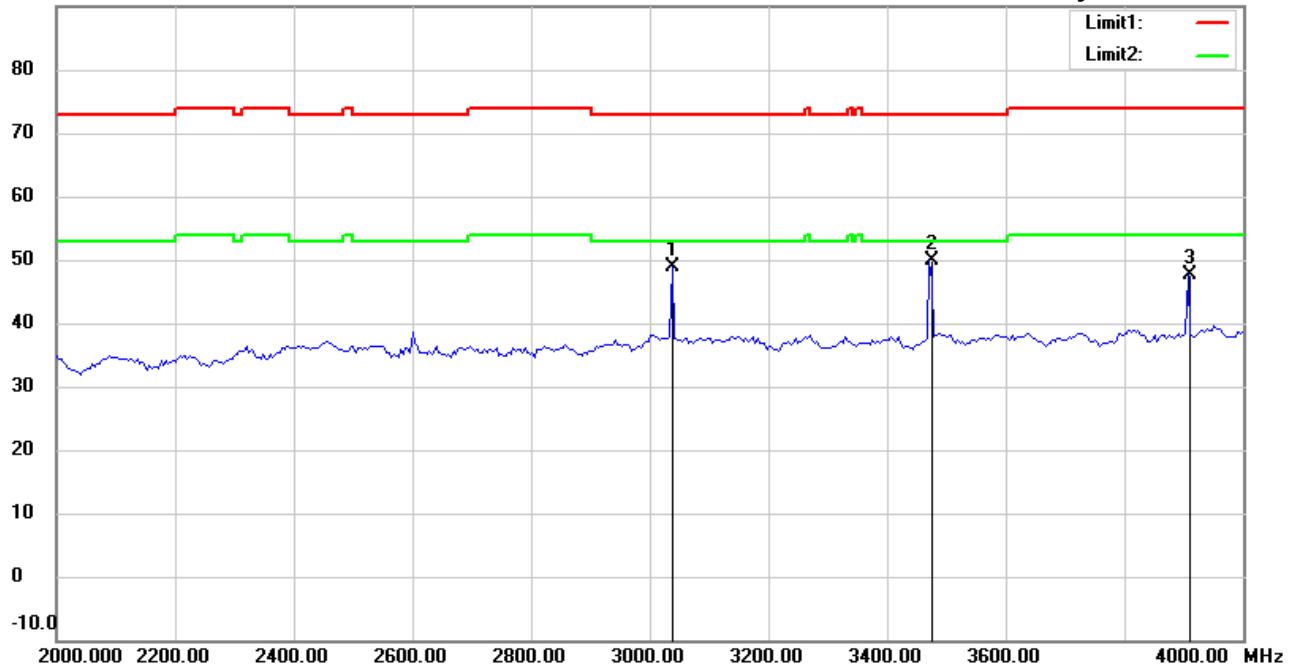
Date: 6/14/2020

Temperature:28.8 °C

90.0 dBuV/m

Time: 10:30:27 AM

Humidity:49.9 %



Site : Chamber

Condition : FCC 15.231(433.92MHz) 2000-4000(PK)<e>

Polarization: **Vertical**

EUT : W6M22005-19897

Power : 3 Vd.c.

M/N:

Distance: 3m

Test Mode : TX 433.92MHz (ASK)

Note :

Mk.	Frequency (MHz)	Reading (dBuV)	Detector	Corr. factor (dB/m)	Result (dBuV/m)	Limit (dBuV/m)	Ant.Pos (cm)	Tab.Pos (deg.)	Margin (dB)	Comment
	3038.076	52.71	peak	-3.87	48.84	72.80	150	129	-23.96	
*	3470.942	53.27	peak	-3.45	49.82	72.80	150	38	-22.98	
	3907.816	49.93	peak	-2.29	47.64	74.00	150	334	-26.36	



Address:6F.,No.58,Ln 188,Ruey Kuang Rd,Neihu,Taipei
 Tel:+886-2-6606-8877
 Fax:+886-2-6606-8875

Radiated Emission Measurement

Operator: Leon

File :3

Data :#3

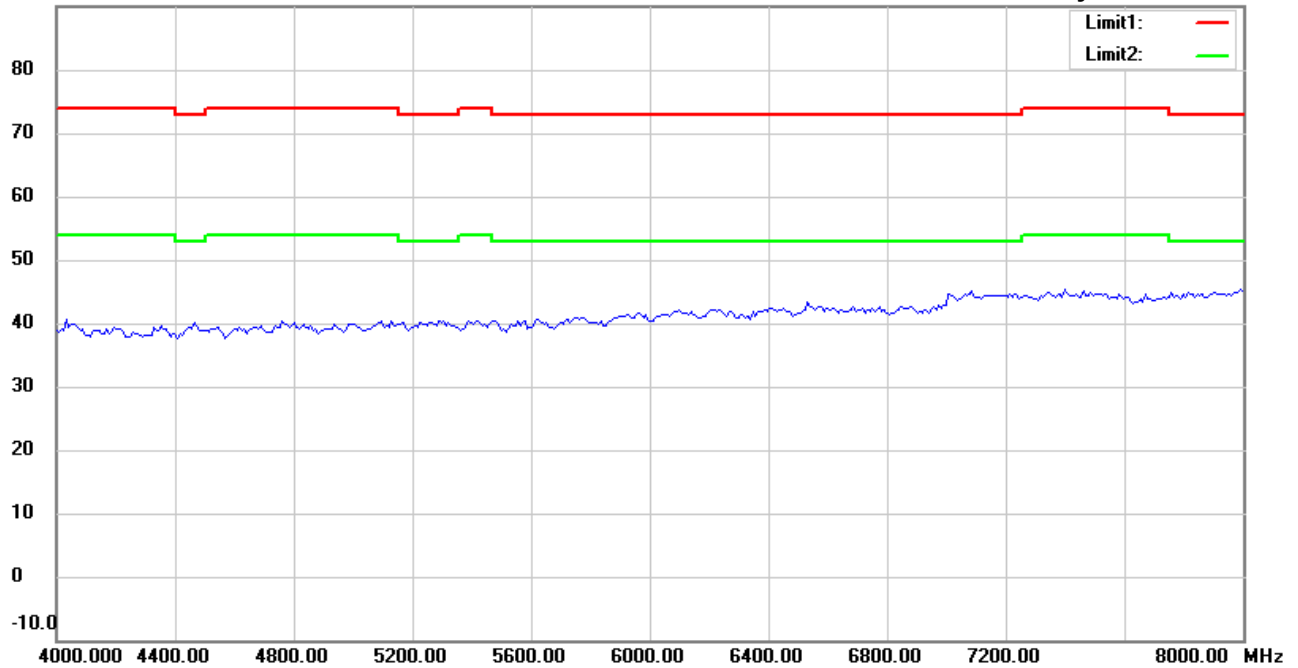
Date: 6/14/2020

Temperature:28.8 °C

90.0 dBuV/m

Time: 10:24:30 AM

Humidity:49.9 %



Site : Chamber

Condition : FCC 15.231(433.92MHz) 4000-8000(PK)<e>

Polarization: *Horizontal*

EUT : W6M22005-19897

Power : 3 Vd.c.

M/N:

Distance: 3m

Test Mode : TX 433.92MHz (ASK)

Note :

Mk.	Frequency (MHz)	Reading (dBuV)	Detector	Corr. factor (dB/m)	Result (dBuV/m)	Limit (dBuV/m)	Ant.Pos (cm)	Tab.Pos (deg.)	Margin (dB)	Comment
-----	-----------------	----------------	----------	---------------------	-----------------	----------------	--------------	----------------	-------------	---------

*:Maximum data x:Over limit !:over margin



Address:6F.,No.58,Ln 188,Ruey Kuang Rd,Neihu,Taipei
 Tel:+886-2-6606-8877
 Fax:+886-2-6606-8875

Radiated Emission Measurement

Operator: Leon

File :3

Data :#6

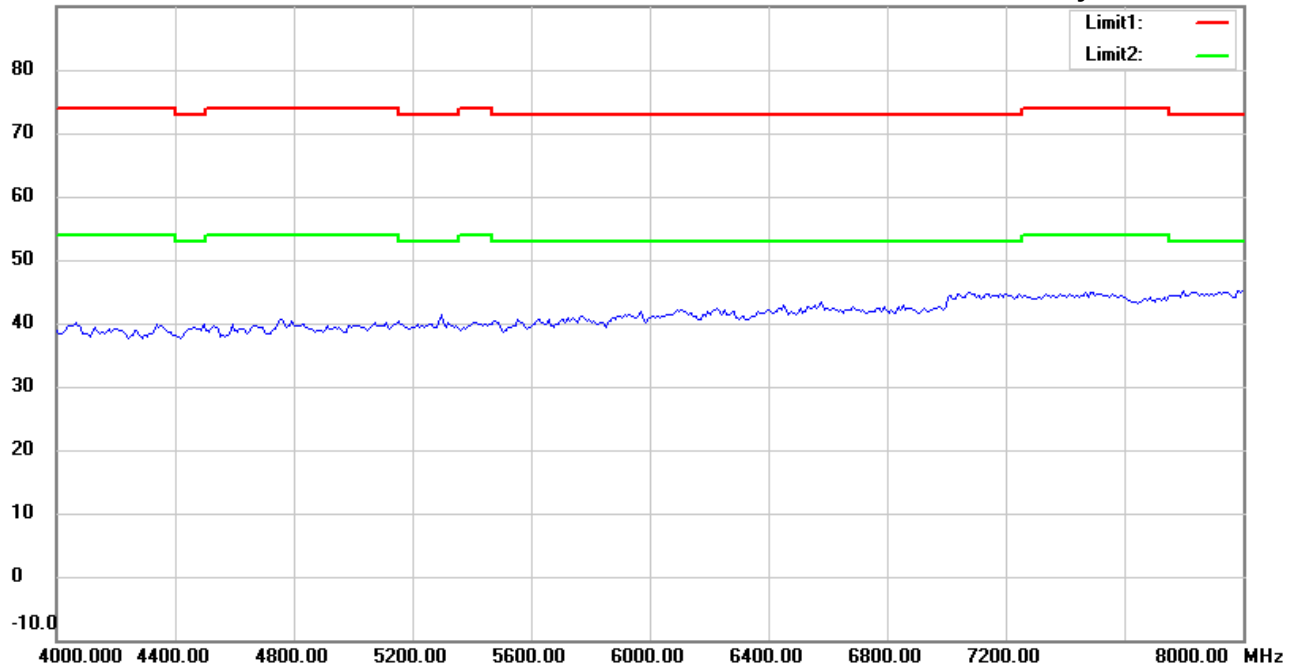
Date: 6/14/2020

Temperature:28.8 °C

90.0 dBuV/m

Time: 10:25:57 AM

Humidity:49.9 %



Site : Chamber

Condition : FCC 15.231(433.92MHz) 4000-8000(PK)<e>

Polarization: *Vertical*

EUT : W6M22005-19897

Power : 3 Vd.c.

M/N:

Distance: 3m

Test Mode : TX 433.92MHz (ASK)

Note :

Mk.	Frequency (MHz)	Reading (dBuV)	Detector	Corr. factor (dB/m)	Result (dBuV/m)	Limit (dBuV/m)	Ant.Pos (cm)	Tab.Pos (deg.)	Margin (dB)	Comment
-----	-----------------	----------------	----------	---------------------	-----------------	----------------	--------------	----------------	-------------	---------

*:Maximum data x:Over limit !:over margin



Radiated Emission Measurement

Operator: Leon

File :1

Data :#1

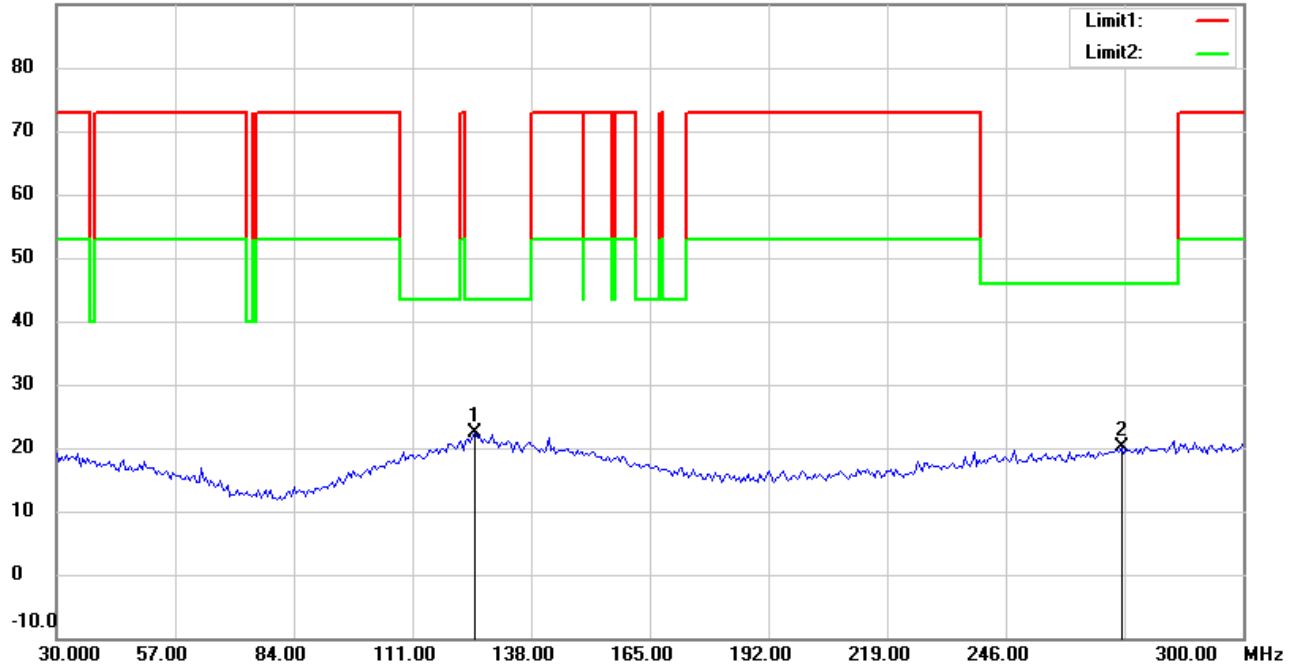
Date: 6/14/2020

Temperature:28.8 °C

90.0 dBuV/m

Time: 9:54:22 AM

Humidity:49.9 %



Site : Chamber

Condition : FCC 15.231(433.92MHz) 30-300(PK)<e>

Polarization: *Horizontal*

EUT : W6M22005-19897

Power : 3 Vd.c.

M/N:

Distance: 3m

Test Mode : TX 433.92MHz (FSK)

Note :

Mk.	Frequency (MHz)	Reading (dBuV)	Detector	Corr. factor (dB/m)	Result (dBuV/m)	Limit (dBuV/m)	Ant.Pos (cm)	Tab.Pos (deg.)	Margin (dB)	Comment
*	125.2305	29.42	peak	-7.12	22.30	43.50	100	60	-21.20	
	272.4048	26.55	peak	-6.53	20.02	46.00	100	112	-25.98	



Radiated Emission Measurement

Operator: Leon

File :1

Data :#2

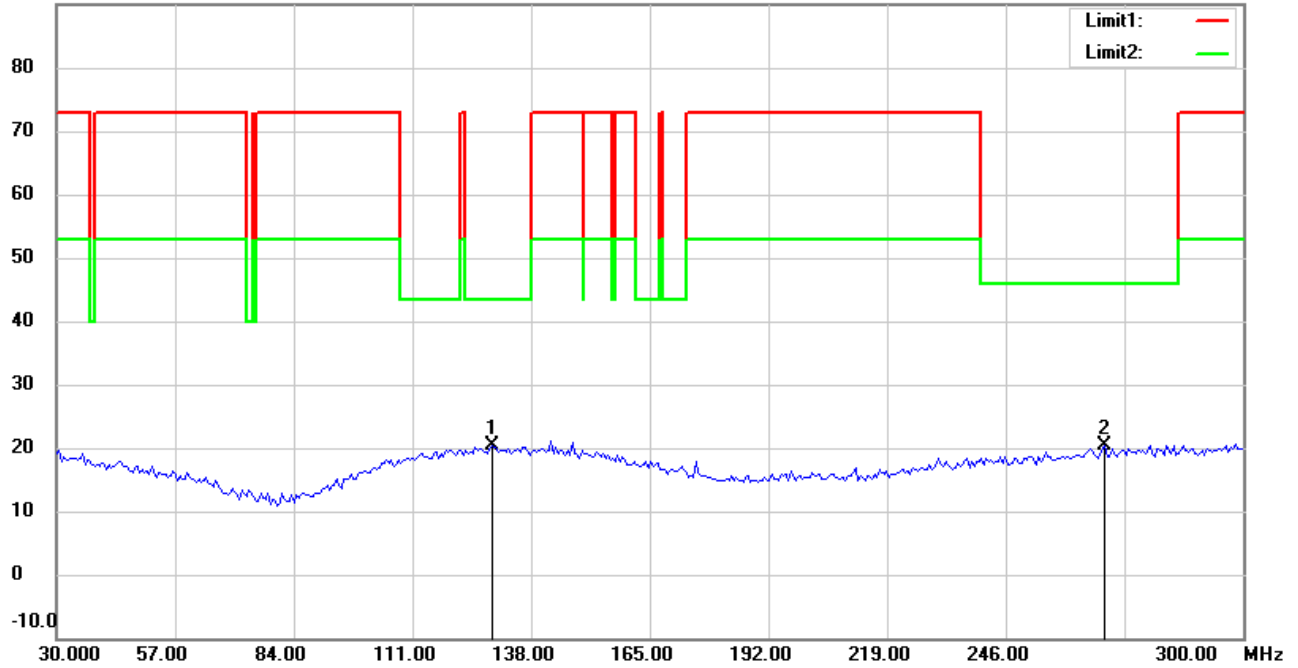
Date: 6/14/2020

Temperature:28.8 °C

90.0 dBuV/m

Time: 9:55:21 AM

Humidity:49.9 %



Site : Chamber

Condition : FCC 15.231(433.92MHz) 30-300(PK)<e>

Polarization: *Vertical*

EUT : W6M22005-19897

Power : 3 Vd.c.

M/N:

Distance: 3m

Test Mode : TX 433.92MHz (FSK)

Note :

Mk.	Frequency (MHz)	Reading (dBuV)	Detector	Corr. factor (dB/m)	Result (dBuV/m)	Limit (dBuV/m)	Ant.Pos (cm)	Tab.Pos (deg.)	Margin (dB)	Comment
*	129.0180	27.29	peak	-6.94	20.35	43.50	100	257	-23.15	
	268.6172	27.19	peak	-6.73	20.46	46.00	100	113	-25.54	



Address:6F.,No.58,Ln 188,Ruey Kuang Rd,Neihu,Taipei
 Tel:+886-2-6606-8877
 Fax:+886-2-6606-8875

Radiated Emission Measurement

Operator: Leon

File :2

Data :#1

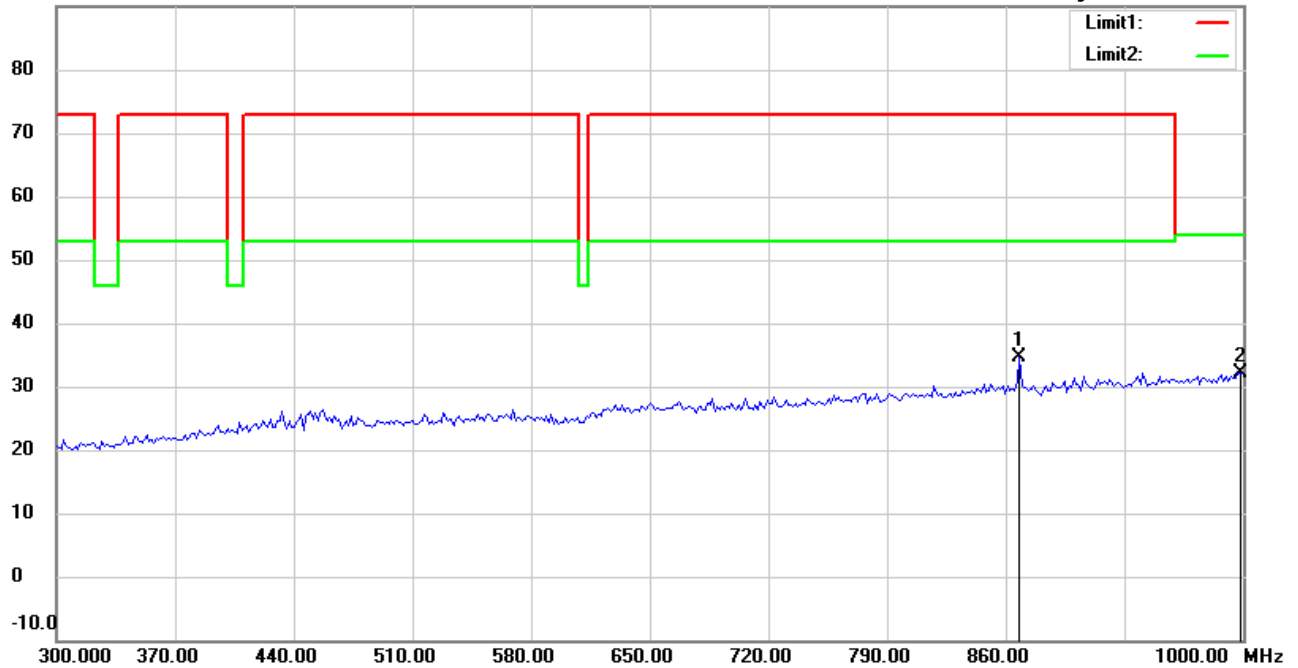
Date: 6/14/2020

Temperature:28.8 °C

90.0 dBuV/m

Time: 8:30:50 AM

Humidity:49.9 %



Site : Chamber

Condition : FCC 15.231(433.92MHz) 300-1000(PK)<e>

Polarization: *Horizontal*

EUT : W6M22005-19897

Power : 3 Vd.c.

M/N:

Distance: 3m

Test Mode : TX 433.92MHz (FSK)

Note :

Mk.	Frequency (MHz)	Reading (dBuV)	Detector	Corr. factor (dB/m)	Result (dBuV/m)	Limit (dBuV/m)	Ant.Pos (cm)	Tab.Pos (deg.)	Margin (dB)	Comment
	868.1363	31.73	peak	3.02	34.75	72.80	100	169	-38.05	
*	998.5972	27.01	peak	5.11	32.12	54.00	100	240	-21.88	

*:Maximum data x:Over limit !:over margin



Radiated Emission Measurement

Operator: Leon

File :2

Data :#2

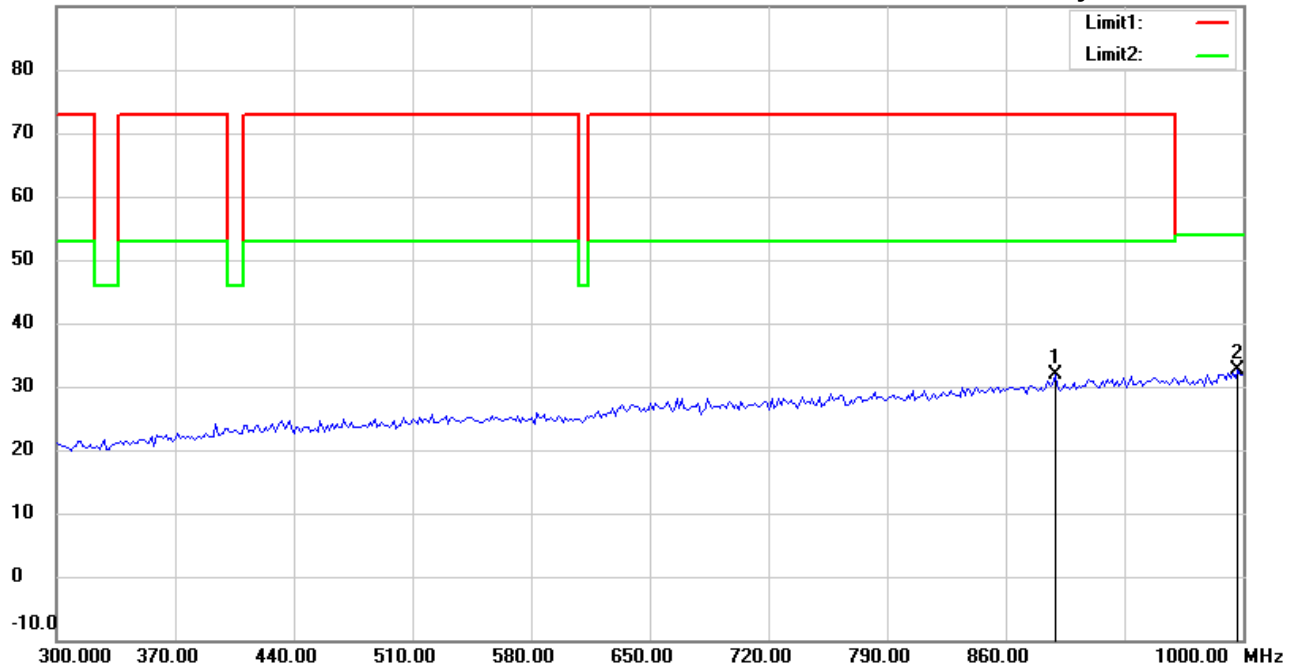
Date: 6/14/2020

Temperature:28.8 °C

90.0 dBuV/m

Time: 8:32:39 AM

Humidity:49.9 %



Site : Chamber

Condition : FCC 15.231(433.92MHz) 300-1000(PK)<e>

Polarization: **Vertical**

EUT : W6M22005-19897

Power : 3 Vd.c.

M/N:

Distance: 3m

Test Mode : TX 433.92MHz (FSK)

Note :

Mk.	Frequency (MHz)	Reading (dBuV)	Detector	Corr. factor (dB/m)	Result (dBuV/m)	Limit (dBuV/m)	Ant.Pos (cm)	Tab.Pos (deg.)	Margin (dB)	Comment
	889.1784	28.55	peak	3.34	31.89	72.80	100	160	-40.91	
*	997.1942	27.65	peak	5.09	32.74	54.00	100	332	-21.26	



Radiated Emission Measurement

Operator: Leon

File :3

Data :#1

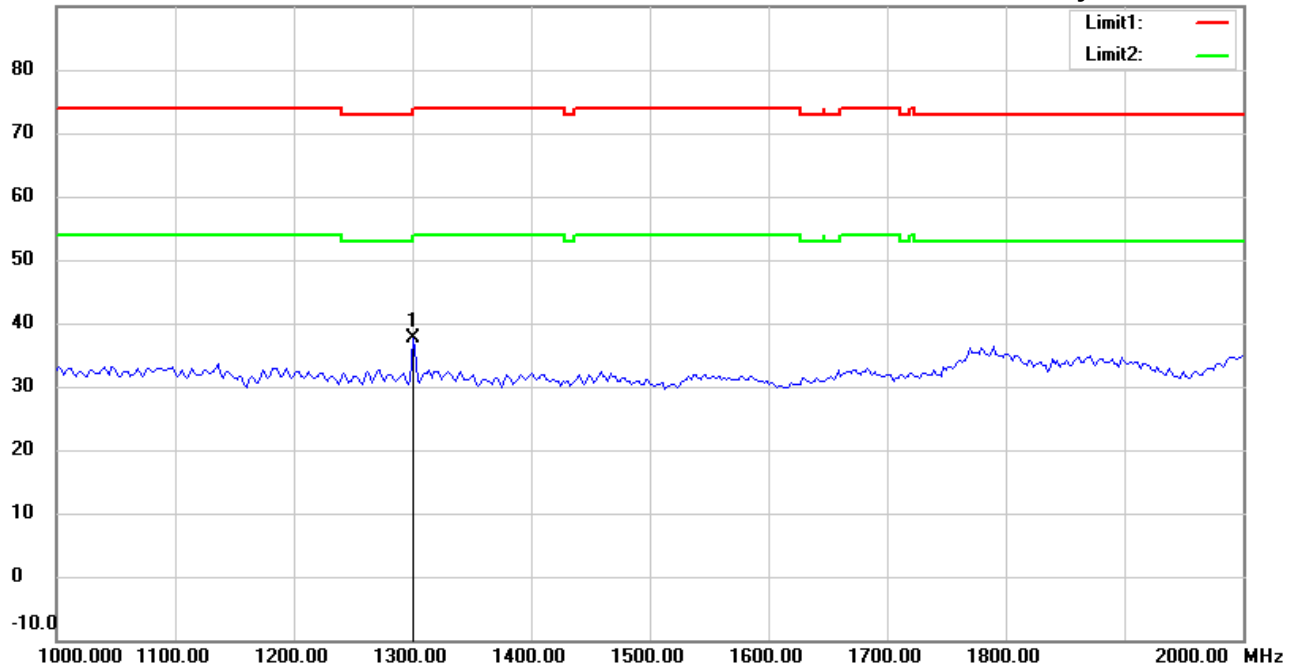
Date: 6/14/2020

Temperature:28.8 °C

90.0 dBuV/m

Time: 10:06:08 AM

Humidity:49.9 %



Site : Chamber

Condition : FCC 15.231(433.92MHz) 1000-2000(PK)<e>

Polarization: *Horizontal*

EUT : W6M22005-19897

Power : 3 Vd.c.

M/N:

Distance: 3m

Test Mode : TX 433.92MHz (FSK)

Note :

Mk.	Frequency (MHz)	Reading (dBuV)	Detector	Corr. factor (dB/m)	Result (dBuV/m)	Limit (dBuV/m)	Ant.Pos (cm)	Tab.Pos (deg.)	Margin (dB)	Comment
*	1300.601	47.07	peak	-9.56	37.51	74.00	150	200	-36.49	



Address:6F.,No.58,Ln 188,Ruey Kuang Rd,Neihu,Taipei
 Tel:+886-2-6606-8877
 Fax:+886-2-6606-8875

Radiated Emission Measurement

Operator: Leon

File :3

Data :#4

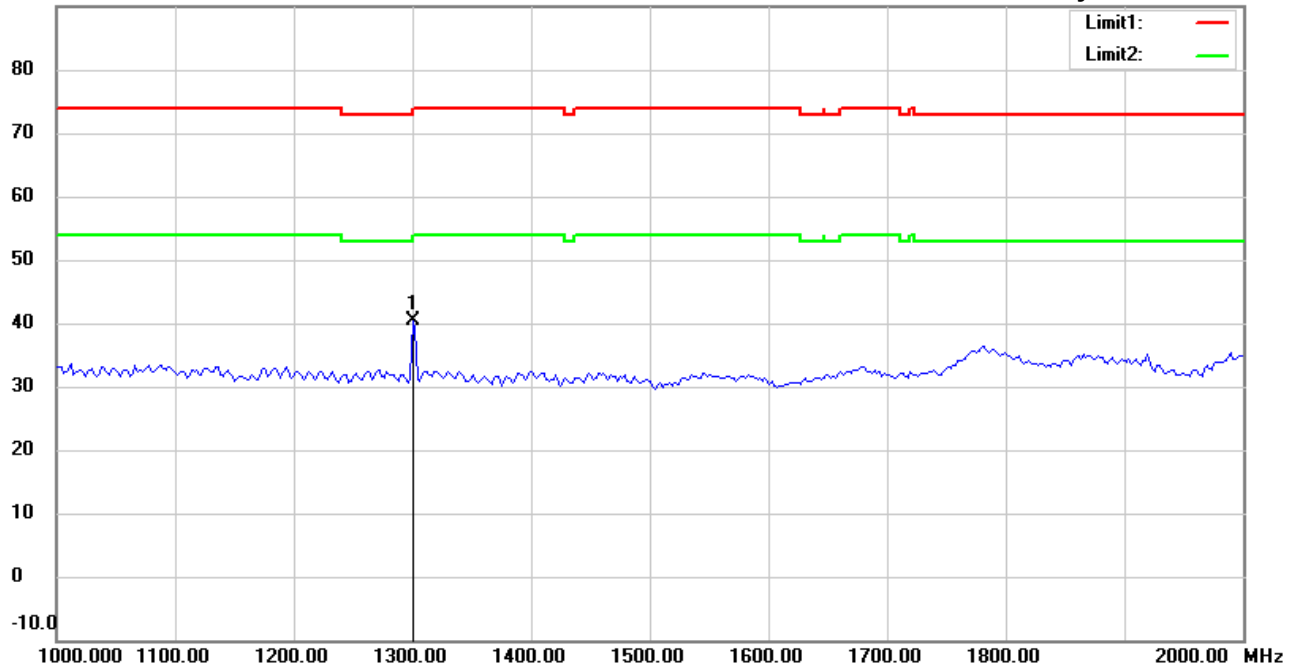
Date: 6/14/2020

Temperature:28.8 °C

90.0 dBuV/m

Time: 10:11:49 AM

Humidity:49.9 %



Site : Chamber

Condition : FCC 15.231(433.92MHz) 1000-2000(PK)<e>

Polarization: *Vertical*

EUT : W6M22005-19897

Power : 3 Vd.c.

M/N:

Distance: 3m

Test Mode : TX 433.92MHz (FSK)

Note :

Mk.	Frequency (MHz)	Reading (dBuV)	Detector	Corr. factor (dB/m)	Result (dBuV/m)	Limit (dBuV/m)	Ant.Pos (cm)	Tab.Pos (deg.)	Margin (dB)	Comment
*	1300.601	49.85	peak	-9.56	40.29	74.00	150	34	-33.71	

*:Maximum data x:Over limit !:over margin



Radiated Emission Measurement

Operator: Leon

File :3

Data :#2

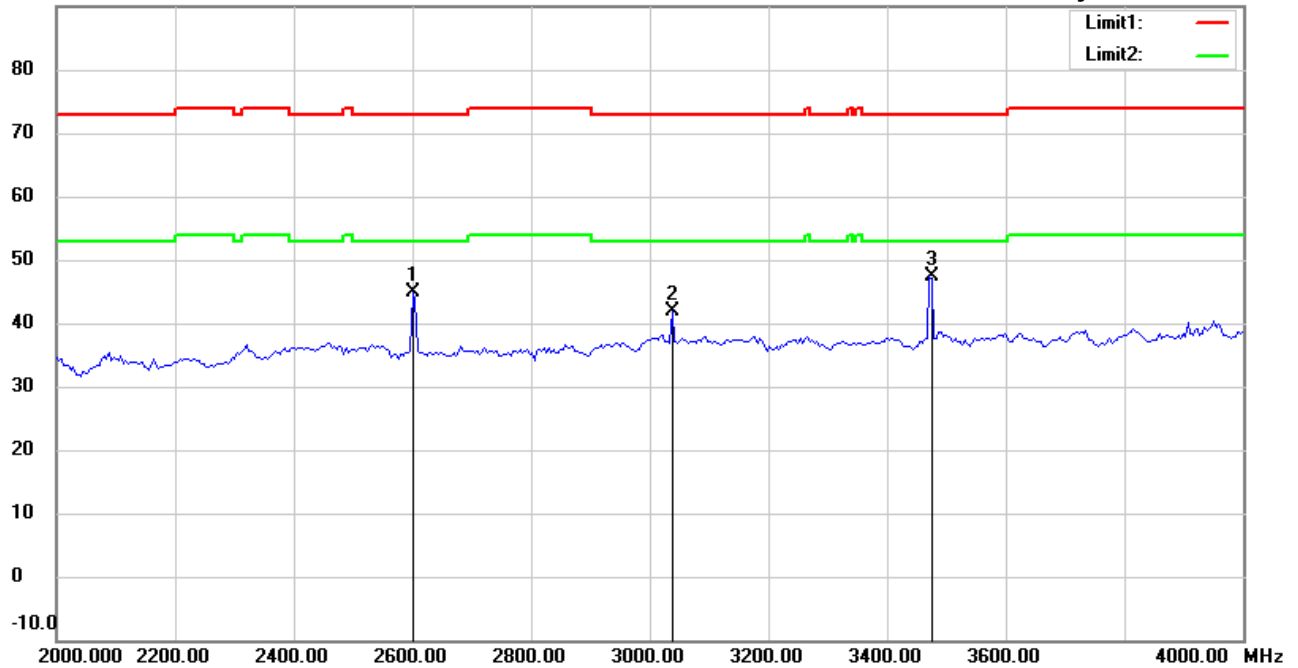
Date: 6/14/2020

Temperature:28.8 °C

90.0 dBuV/m

Time: 10:14:15 AM

Humidity:49.9 %



Site : Chamber

Condition : FCC 15.231(433.92MHz) 2000-4000(PK)<e>

Polarization: *Horizontal*

EUT : W6M22005-19897

Power : 3 Vd.c.

M/N:

Distance: 3m

Test Mode : TX 433.92MHz (FSK)

Note :

Mk.	Frequency (MHz)	Reading (dBuV)	Detector	Corr. factor (dB/m)	Result (dBuV/m)	Limit (dBuV/m)	Ant.Pos (cm)	Tab.Pos (deg.)	Margin (dB)	Comment
	2601.202	50.43	peak	-5.46	44.97	72.80	150	224	-27.83	
	3038.076	45.65	peak	-3.87	41.78	72.80	150	136	-31.02	
*	3470.942	50.90	peak	-3.45	47.45	72.80	150	270	-25.35	



Radiated Emission Measurement

Operator: Leon

File :3

Data :#5

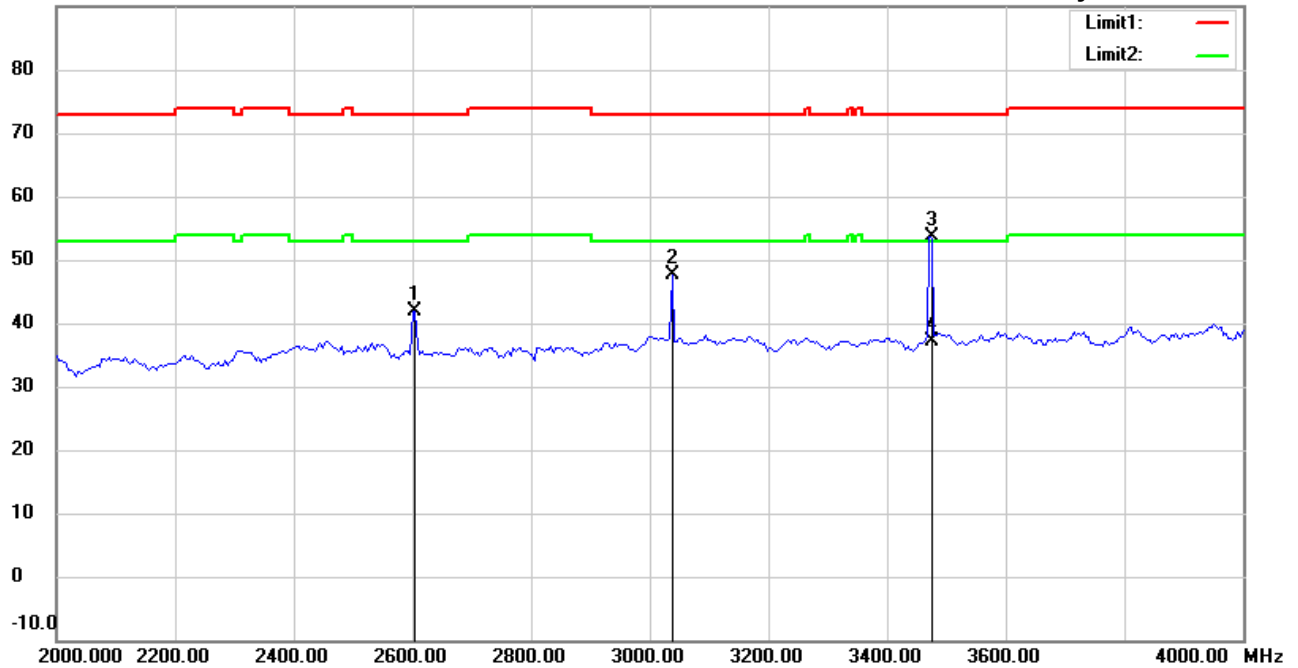
Date: 6/14/2020

Temperature:28.8 °C

90.0 dBuV/m

Time: 10:16:15 AM

Humidity:49.9 %



Site : Chamber

Condition : FCC 15.231(433.92MHz) 2000-4000(PK)<e>

Polarization: *Vertical*

EUT : W6M22005-19897

Power : 3 Vd.c.

M/N:

Distance: 3m

Test Mode : TX 433.92MHz (FSK)

Note :

Mk.	Frequency (MHz)	Reading (dBuV)	Detector	Corr. factor (dB/m)	Result (dBuV/m)	Limit (dBuV/m)	Ant.Pos (cm)	Tab.Pos (deg.)	Margin (dB)	Comment
	2605.210	47.35	peak	-5.47	41.88	72.80	150	196	-30.92	
	3038.076	51.46	peak	-3.87	47.59	72.80	150	238	-25.21	
	3470.942	56.96	peak	-3.45	53.51	72.80	150	207	-19.29	
*	3470.942	40.56	AVG	-3.45	37.11	52.80	150	207	-15.69	



Address:6F.,No.58,Ln 188,Ruey Kuang Rd,Neihu,Taipei
 Tel:+886-2-6606-8877
 Fax:+886-2-6606-8875

Radiated Emission Measurement

Operator: Leon

File :3

Data :#3

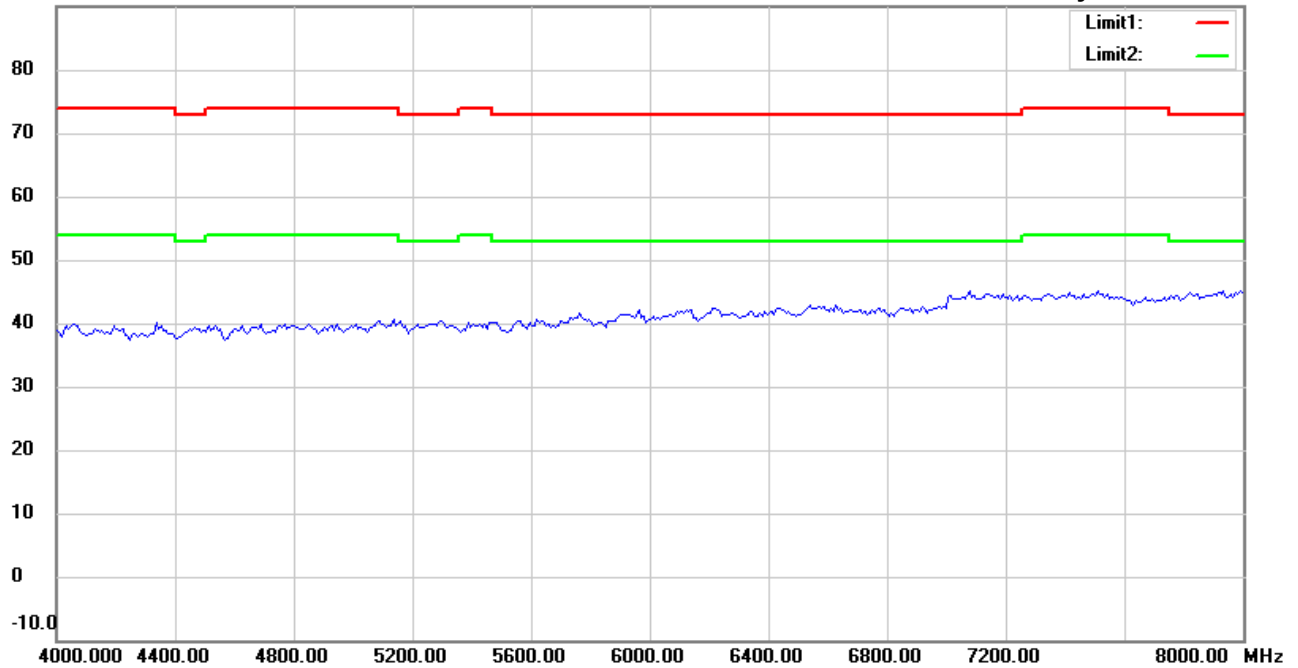
Date: 6/14/2020

Temperature:28.8 °C

90.0 dBuV/m

Time: 10:17:47 AM

Humidity:49.9 %



Site : Chamber

Condition : FCC 15.231(433.92MHz) 4000-8000(PK)<e>

Polarization: *Horizontal*

EUT : W6M22005-19897

Power : 3 Vd.c.

M/N:

Distance: 3m

Test Mode : TX 433.92MHz (FSK)

Note :

Mk.	Frequency (MHz)	Reading (dBuV)	Detector	Corr. factor (dB/m)	Result (dBuV/m)	Limit (dBuV/m)	Ant.Pos (cm)	Tab.Pos (deg.)	Margin (dB)	Comment
-----	-----------------	----------------	----------	---------------------	-----------------	----------------	--------------	----------------	-------------	---------

*:Maximum data x:Over limit !:over margin



Address:6F.,No.58,Ln 188,Ruey Kuang Rd,Neihu,Taipei
 Tel:+886-2-6606-8877
 Fax:+886-2-6606-8875

Radiated Emission Measurement

Operator: Leon

File :3

Data :#6

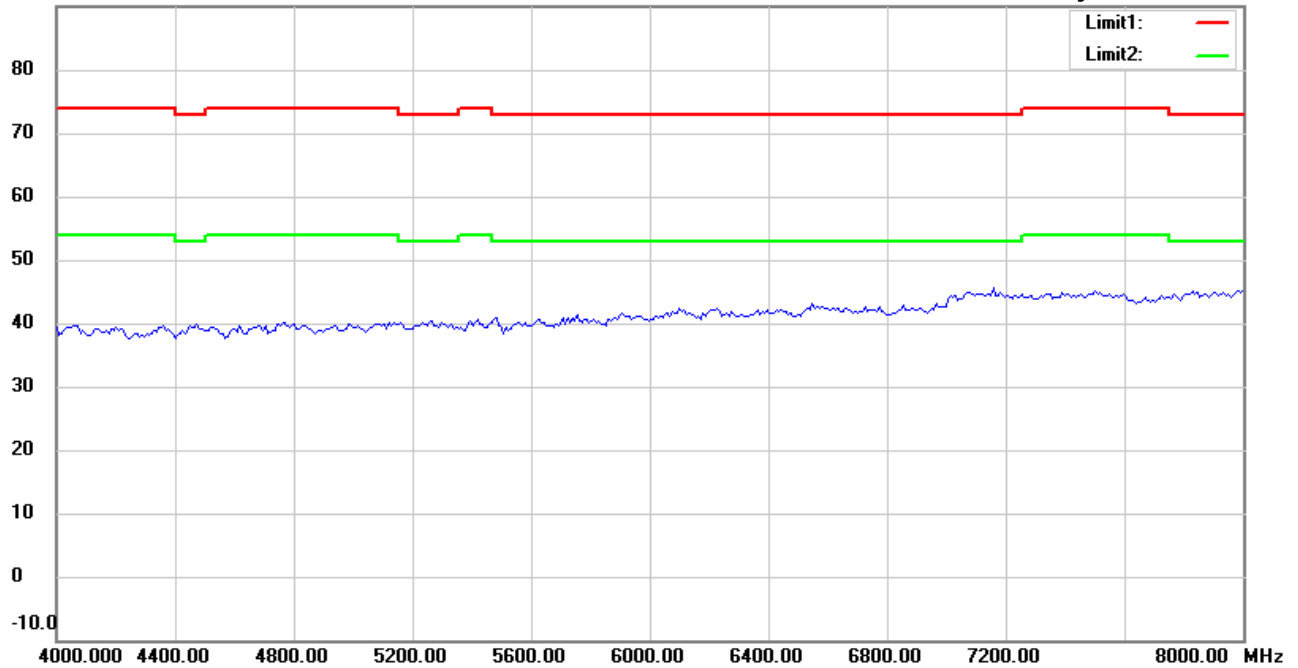
Date: 6/14/2020

Temperature:28.8 °C

90.0 dBuV/m

Time: 10:19:09 AM

Humidity:49.9 %



Site : Chamber

Condition : FCC 15.231(433.92MHz) 4000-8000(PK)<e>

Polarization: *Vertical*

EUT : W6M22005-19897

Power : 3 Vd.c.

M/N:

Distance: 3m

Test Mode : TX 433.92MHz (FSK)

Note :

Mk.	Frequency (MHz)	Reading (dBuV)	Detector	Corr. factor (dB/m)	Result (dBuV/m)	Limit (dBuV/m)	Ant.Pos (cm)	Tab.Pos (deg.)	Margin (dB)	Comment
-----	-----------------	----------------	----------	---------------------	-----------------	----------------	--------------	----------------	-------------	---------

*:Maximum data x:Over limit !:over margin