



Orange TPMS for apple
APP Introduction



Tire Pressure Monitoring System (TPMS) is NOT
COMPATIBLE with Vehicle Factory installed TPMS



TIRE VITALS

Fine tuned by Orange Electronic

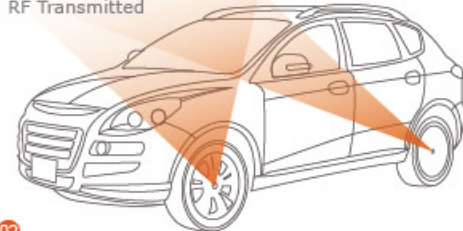
TPMS (Tire Pressure Monitoring Systems)

Tire Pressure Monitoring Systems (TPMS) improves safety while driving. Once installed in your vehicle, the system will automatically monitor your tires in real-time for pressure. When any tire's pressure appear abnormal, the system will, in real-time, transmit signals to active an alarm and show a digital figure to warn the driver of a problem. The system aids safety, can extend the tire life and help reduce fuel consumption.

www.orange-electronic.com



RF Transmitted



TPMS (Tire Pressure Monitoring Systems)

FCC Notice

This device complies with Part 15 of the FCC Rules. Operation is subject to the following two conditions: (1) this device may not cause harmful interference, and (2) this device must accept any interference received, including interference that may cause undesired operation.

This equipment has been tested and found to comply with the limits for a Class B digital device, pursuant to Part 15 of the FCC Rules. These limits are designed to provide reasonable protection against harmful interference in a residential installation. This equipment generates uses and can radiate radio frequency energy and, if not installed and used in accordance with the instructions, may cause harmful interference to radio communications. However, there is no guarantee that interference will not occur in a particular installation.

If this equipment does cause harmful interference to radio or television reception, which can be determined by turning the equipment off and on, the user is encouraged to try to correct the interference by one or more of the factoring measures.

- ② Reorient or relocate the receiving antenna.
- ② Increase the separation between the equipment and receiver.
- ② Connect the equipment into an outlet on a circuit different from that to which the receiver is connected.

Caution:

Any changes or modifications in construction of this device which are not expressly approved by the party responsible for compliance could void the user's authority to operate the equipment. To comply with the FCC RF exposure compliance requirements, this device and its antenna must not be co-located or operating in conjunction with any other antenna or transmitter.

System Scope of Use and WarningsTire Pressure Monitoring System, TPMS

This system is a sensing device designed to measure and display tire operation and / or activate an alert to the driver when pressure irregularities are detected. It is the responsibility of the driver to react promptly and with discretion to alerts. Abnormal tire inflation pressure should be corrected at the earliest opportunity.

Caution:

The system is wireless RF product; therefore, it may not receive a signal due to the poor environment or incorrect operating or incorrect installation. When the system continually cannot receive any signal from any tire sensor more than 10 minutes since the system switched on power for monitoring, the system will only show a blank " " and turn on the RED abnormal tire LED light and alert sound. In this case, it may be caused by a RF interference environment, a driver need to drive the vehicle and leave this place.

If the display still cannot receive any correct signal from tire sensor, then, a driver need to find a nearby qualified tire maintain service for checking and maintain. It may be caused by a tire sensor damages or battery power consumption. (If it is in abnormal condition, the tire sensor will continually send warning signal for driver, thus it will consume the battery quickly than normal prediction.)

System Installation and Usage

Use of the TPMS requires qualified personnel according to the instructions here to have it properly installed. This system is suitable for use on a passenger car, SUV and 4x4 tires, with up to maximum cold inflation pressure of 510 Kpa (Guage) (be, low instruction is Guage value mentioned.)

Reacting to Alerts

When an alert or warning is received, reduce vehicle's speed and proceed to a safe location to stop where the tire can be inspected and /or serviced.

The low-pressure alert indicates that the air pressure has dropped to a selected minimum of the tire content which has surpassed the threshold value set.

Use of Chemicals

Temporary resealing or re-inflation products containing internal sealants or propellants in any tire assembly may adversely affect the operation of the sensor/transmitter.

Tire Vitals Specification

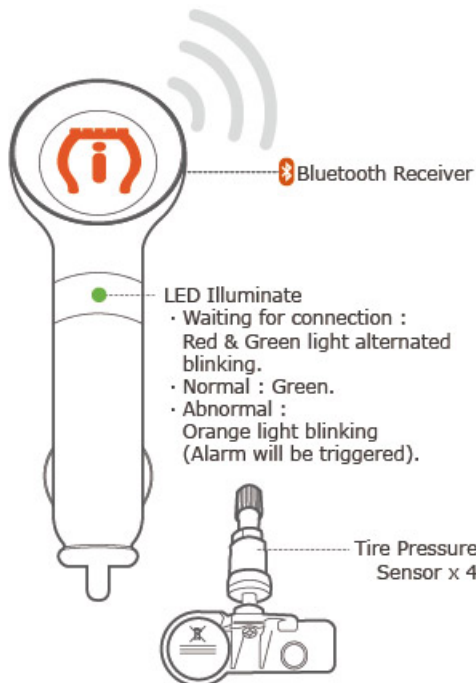
RF Sensor module

Storage temperature	-40°C to 125°C
Operating temperature	-40°C to 110°C
Humidity	Max 95%
Carrier frequency	433.92 MHz \pm 50 kHz (at normal temperature)
Monitoring pressure range	0kPa ~ 510kPa(0 ~ 74psi)
Pressure accuracy	\pm 10kPa (at normal pressure)
Temperature accuracy	\pm 4°C
Transmission power	Max 80dB μ V/m
Power supply	3V Lithium battery
Sensor Weight	15 \pm 2gm (do not include valve and screw)

Bluetooth Receiver Module

Operating voltage	9V ~ 16V
Power consumption	\leq 200mA
Storage temperature	-40°C to 80°C
Operating temperature	-10°C to 75°C

Product And Accessory



First time use Tire Vitals

Pair Bluetooth receiver with your iPhone

1. Plug receiver into car lighter socket.

Start

Before experience this product,
please download [ITPMS] from
iTunes.



Wireless Receiver
Plug and Use



Pair Bluetooth receiver with your iPhone

2. Go to Settings of your iPhone then select General.



Pair Bluetooth receiver with your iPhone

3. Select Bluetooth.

4. Turn on Bluetooth device.

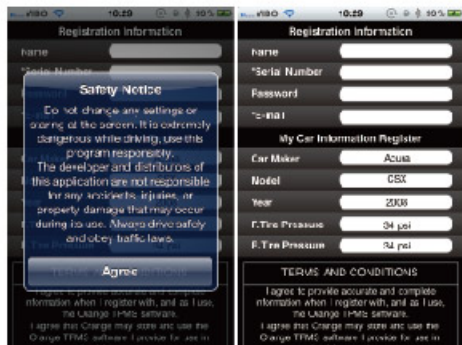
5. Begin to pairing Orange TPMS.

6. Please wait until the "Orange TPMS" device show-up on the screen.



Starting Screen

User registration only shown at the first time opening Orange TPMS App, user may also skip it and reclaim later.



System Opening Screen

System Open

TPMS system and Bluetooth connects automatically when app turns on.



Bluetooth Connection

For Sensor And Bluetooth Connection

Sensor connects with Bluetooth receiver full time, if it's power is on. When Bluetooth device is not connected or lost, a warning message will be appear.



Low Battery warning

When Sensor's batter life is low, a warning symbol will be appear beside problem tire



Main Display Screen

Normal display screen - when 4 tire pressure are correct, 4 wheels shows in green color. User can tab anywhere in the screen for detail pressure and temperature information.



TPMS Symbol only appears when abnormal



User's car information input



Home Screen



Product specification



Background theme selection



TPMS Setting and Q&A



Main Display Screen Normal View and Detail View

Touch anywhere in the main Screen to switch Normal and Detail view.



Low Tire Pressure View

Normal view :

TPMS Symbol blanking abnormal tire highlighted in red.

Detail view:

Tab screen for detail information, also in red.

Both App and Bluetooth receiver beeps at mean time to warn.



Theme Select

1.Upper Icons : For background select.

2.Below Icons : For model car select.



Car1



Car2



Car3



Car4



Car5




Car6



Car7



Car8



My Car Information

Users can input his/her car information into App.



Product

Specification

Product Spec.

DM

Ad material.

Orange Web

Link to Orange official website.

Orange Facebook

Link to Orange's FB page.

All above require internet access for viewing.



More

TPMS Setting

For further TPMS system setting.

Q&A

Frequent TPMS system questions and answers.

Tire Knowledge

Tire Safety tips.

Continue Register

Reclaim user's product warranty registration.

Restore Default Value

Reset all settings to default setting all information will be lost.



TPMS System Setting - Settings

F. and R Tire Pressure

Tire pressure unit display select.

(This setting, please refer to the depot specified standard value)

Down below for user prefer pressure setup system warns when tire's pressure is under 80% or above 150%, App allows user to set the standard level for special usage, such as off roading, have to deflate pressure much lower than normal, system may consider tires are in dangerous condition and warns driver.

This feature is limited in between 20~48 psi



TPMS System Setting - Settings

Temperature Alert

User can select prefer temperature display unit, temperature alert level is also adjustable for user prefer.



TPMS System Setting - About Sensor Learning

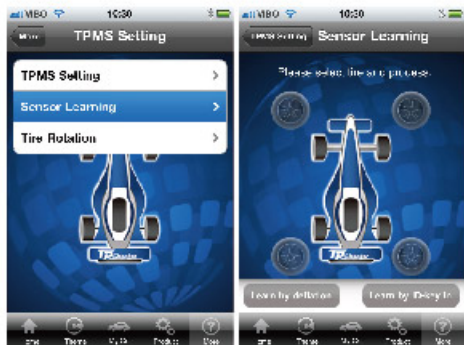
Each sensor has individual ID number, and pre recorded into receiver, when change a new sensor or receiver, sensors or receiver will not recognized the new ID numbers, user have to do sensor relearn in order to make TPMS working properly.

Sensor Learning (Alternative)

- (1) Deflation Relearn
- (2) Manual Key In

Notice:

Do not operate this function unless user has to swap new sensor or may cause tire position misplaced.



Sensor Learning mode - (1) Deflation Relearn 1/2

Example: R Front tire pairing.

1. Select R, Front Tire.
2. Select learn by deflation
3. Select "Yes" on warning window.



Sensor Learning mode - (1) Deflation Relearn 2/2

Example: R Front tire pairing.

4. Deflate tire pressure during processing countdown once new sensor has been recognized, system will inform you "operation succeed". then press ok.
5. Inflate tire pressure to standard level.



Sensor Learning mode - (2) Manual Key In



1 — Select R, Front tire.



2 — Select "Learn by ID key in"

3 — Enter 6 Digi ID# then
Select OK.

Operation Succeed —
select OK.



4



Sensor Learning mode - Tire Rotation

Example: R Front, R Rear rotate

1. Select Tire Rotation.
2. Select rotated Tires.
3. Select Yes to Complete.



THank you!
Orange TPMS APP