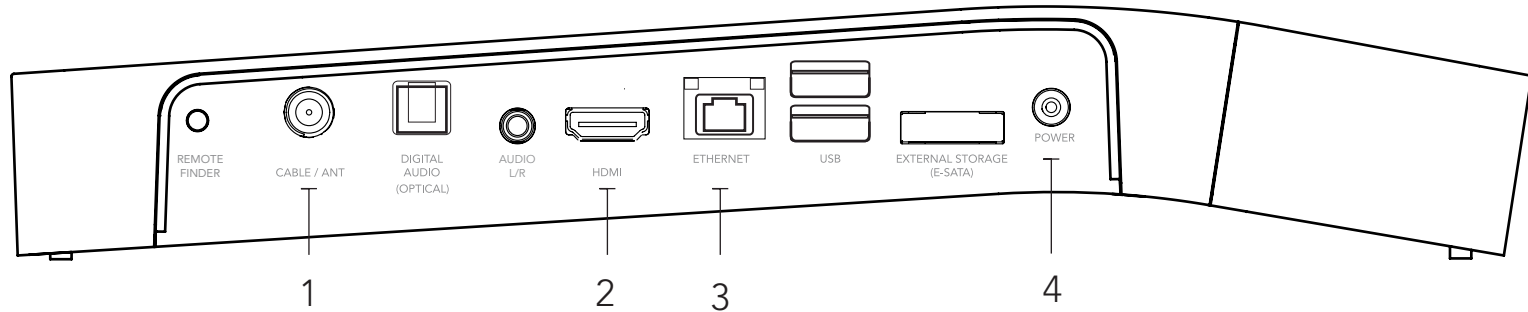


START HERE

Installation Instructions

Simple Setup



1 Antenna



Connect your HD antenna to the CABLE/ANT port of the TiVo box.

2 HDMI



Connect the included HDMI cable from the HDMI port on the TiVo Bolt to the HDMI IN port on your TV.

Note: To receive 4K programming, use the **included** HDMI cable. If you need a longer cable, be sure to use one that is 4K-ready.

3 Home network

Connect to your home network. Need help choosing a connection method? See the next page.



Wireless - Use your TiVo box's built-in wireless connection. You don't need to connect any additional cables or adapters. *(Recommended for single TiVo box setup.)*



Ethernet - Connect a **Cat5e** Ethernet cable from the TiVo Bolt's ETHERNET port to your router or to an Ethernet jack in your wall. *(Recommended for streaming to other TiVo boxes.)*



MoCA® - If you have a MoCA network in your home, connect a coax cable from the wall jack to the COAX IN port of a MoCA adapter (available from the TiVo Store). Then connect an Ethernet cable from the ETHERNET port of the TiVo Bolt to the ETHERNET port of the adapter. For more detailed instructions, or if you don't yet have a MoCA network in your home, visit tivo.com/moca. *(Recommended for streaming to other TiVo boxes.)*

4 Power



Plug in the power cord. When you see the Welcome screen, follow the on-screen instructions to complete Guided Setup.

Connection Options

The TiVo Bolt needs a high-speed Internet connection to receive program listings, TiVo® service updates, and streaming content. The type of network connection you choose will depend on what you want to do with your TiVo box(es).

But don't worry, no matter which one you pick, you can always change your mind later.

If you plan to stream shows from this TiVo box to other TiVo boxes, you must use a wired connection: Ethernet (Option 2) or MoCA (Option 3).



Option 1: Wireless

Use this option if you don't plan to stream shows between TiVo boxes.

This option lets you:

- Transfer shows to/from other boxes.
- Stream/download shows to mobile devices

Note that this option uses the TiVo box's built-in wireless capabilities. You won't need additional cables or adapters.

Option 2: Ethernet

Use this option if you have wired Ethernet connections available to *all* TiVo boxes on your home network.

This option lets you:

- Stream shows to/from other boxes
- Transfer shows to/from other boxes
- Stream/download shows to mobile devices

To use Ethernet, connect a **Cat5e** Ethernet cable from your router or wall jack to your TiVo box.

Option 3: MoCA

Use this option if you have a MoCA home network.

This option lets you:

- Stream shows to/from other boxes
- Transfer shows to/from other boxes
- Stream/download shows to mobile devices

To add your TiVo Bolt Aereo Edition your MoCA network, you will need a MoCA adapter, available in the TiVo Store.

Legal Notices

© 2015 TiVo Inc. All rights reserved.


Your use of this product is subject to TiVo's User Agreement and Privacy Policy, visit www.tivo.com/legal for the latest versions.


TiVo, TiVo Central, Tru Multiroom, and the TiVo logos are trademarks or registered trademarks of TiVo Inc. or its subsidiaries worldwide.

Patented. U.S. patent numbers can be found at tivo.com/patents.

Most up-to-date safety and compliance information can be found at tivo.com/safety-compliance.

CableCARD is a trademark of Cable Television Laboratories, Inc.

 **DOLBY DIGITAL PLUS** Manufactured under license from Dolby Laboratories. Dolby and the double-D symbol are trademarks of Dolby Laboratories.

 **HDMI** HIGH-DEFINITION MULTIMEDIA INTERFACE HDMI, the HDMI logo, and High-Definition Multimedia Interface are trademarks or registered trademarks of HDMI Licensing LLC in the United States and other countries.

MoCA is a registered trademark of Multimedia over Coax Alliance in the U.S. and other countries.

All other trademarks are the properties of their respective owners.

This product contains open source software. Notices and licenses are provided in a system information screen and at tivo.com/linux, and are incorporated herein by reference. For open source software included in this product in executable form, if required by the applicable open source license, you may obtain a copy of the corresponding source code at any time during the period required by sending a money order or check for US\$10 to: TiVo Inc., 2160 Gold Street, San Jose, CA 95002, attn: Legal Department. TiVo also makes source code available at tivo.com/linux.

FCC Information

This equipment has been tested and found to comply with the limits for a Class B digital device, pursuant to Part 15 of the FCC Rules. These limits are designed to provide reasonable protection against harmful interference in a residential installation. This equipment generates, uses and can radiate radio frequency energy and, if not installed and used in accordance with the instructions, may cause harmful interference to radio communications. However, there is no guarantee that interference will not occur in a particular installation. If this equipment does cause harmful interference to radio or television reception, which can be determined by turning the equipment off and on, the user is encouraged to try to correct the interference by one of the following measures:

- Reorient or relocate the receiving antenna.
- Increase the separation between the equipment and receiver.
- Connect the equipment into an outlet on a circuit different from that to which the receiver is connected.
- Consult the dealer or an experienced radio/TV technician for help.

FCC Caution: Any changes or modifications not expressly approved by the party responsible for compliance could void the user's authority to operate this equipment.

This device complies with Part 15 of the FCC Rules. Operation is subject to the following two conditions: (1) This device may not cause harmful interference, and (2) this device must accept any interference received, including interference that may cause undesired operation.

FCC Radiation Exposure Statement

This equipment complies with FCC radiation exposure limits set forth for an uncontrolled environment. End users must follow the specific operating instructions for satisfying RF exposure compliance. To maintain compliance with FCC RF exposure compliance requirements, please follow operation instructions as documented in this manual.

This transmitter must not be co-located or operating in conjunction with any other antenna or transmitter.

This equipment should be installed and operated with a minimum distance of 20 cm between the radiator and your body.

The availability of some specific channels and/or operational frequency bands are country dependent and are firmware programmed at the factory to match the intended destination. The firmware setting is not accessible by the end user.

Compliance Information

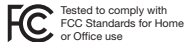
Model numbers : TCD849500 (500GB), TCD849000 (1TB), TCD849510 (Aereo Edition); RC30A00, RC30B00 (Remote)

FCC IDs: TGN-TCD8495 (TiVo Bolt), TGN-RC30 (Remote), RAXWN8722BTAAC (Wi-Fi board)

Arcadyan <--MIKE

XXX

XXX



Safety Instructions

Save These Safety Instructions.

Before you begin

Make sure all your equipment is turned off and the TiVo box is unplugged.

Your TiVo box is only capable of supporting the weight of one or two common A/V components such as VCRs, DVD players, or A/V receivers (provided they have four good, broad, padded feet that distribute of the weight near the corners of the TiVo box).

Also, avoid stacking your TiVo box on top of other electronic components — such as DVD players, A/V receivers — or the vents of your TV.

This product is for use only with listed ITE (Information Technology Equipment).

Safety information

This product was designed and manufactured to meet strict quality and safety standards. There are, however, some installation and operation precautions of which you should be particularly aware. Please read these instructions before operating the equipment and save them for future reference.

1. Read Instructions — All the safety and operating instructions should be read and understood before the appliance is operated.
2. Retain Instructions — The safety and operating instructions should be retained for future reference.
3. Heed Warnings — All warnings on the appliance and in the operating instructions should be followed.
4. Follow Instructions — All operating and use instructions should be followed.
5. Water and Moisture — The appliance should not be used near water - for example, near a bathtub, washbowl, kitchen sink, laundry tub, in a wet basement, near a swimming pool, etc.
6. An appliance and cart combination should be moved with care. Quick stops, excessive force, and uneven surfaces may cause the appliance and cart combination to overturn.
7. Tilt/Stability — All televisions must comply with recommended international global safety standards for tilt and stability properties of their cabinet design. Do not compromise these design standards by applying excessive pull force to the front, or top, of the cabinet, which could ultimately overturn the product. Also, do not endanger yourself, or children, by placing electronic equipment/toys on top of the cabinet. Such items could unexpectedly fall from the top of the set and cause product damage and/or personal injury.
8. Ventilation — The appliance should be situated so that its location or position does not interfere with its proper ventilation. For example, the appliance should not be situated on a bed, sofa, rug, or similar surface that may block the ventilation openings; or, placed in a built-in installation, such as a bookcase or cabinet that may impede the flow of air through the ventilation openings. Do not block ventilation holes by placing items such as magazines, clothing, etc., on top of the unit.
9. Heat — The appliance should be situated away from heat sources such as radiators, heat registers, stoves, or other appliances (including amplifiers) that produce heat.
10. Power Cord Protection — Power supply cords should be routed so that they are not likely to be walked on or pinched by

items placed upon or against them, paying particular attention to cords and plugs, convenience receptacles, and the point where they exit from the appliance.

11. Object and Liquid Entry — Never push objects of any kind into this product through cabinet slots, as they may touch dangerous voltage points or short the parts, resulting in the risk of fire or electric shock. Never spill liquid of any kind on this product.

12. Damage Requiring Service — The appliance should be serviced by qualified service personnel when:

A. the power supply cord or plug is damaged or frayed;

B. liquid has spilled into the product;

C. the product has been exposed to rain or water;

D. the product does not operate normally when you follow the operating instructions (adjust only those controls that are discussed in this guide, as improper adjustment of other controls may result in damage, often requiring extensive work by a qualified technician to restore the product to normal performance);

E. the product has been dropped or the cabinet damaged;

F. the product exhibits a distinct change in performance.

13. Servicing — The user should not attempt service to the appliance beyond that described in the Troubleshooting section of this guide. All other servicing should be referred to qualified service personnel.

14. Cleaning — Unplug this product from the wall outlet before cleaning. Do not use liquid cleaners or aerosol cleaners; use a damp cloth for cleaning. If the product comes in contact with any liquid, unplug the power cord and let the unit dry thoroughly before plugging it back in.

15. Power Source — This product should be operated only from the type of power source indicated on the marking label or in this guide. If you are not sure of the type of power supply to your home, consult your dealer or local power company.

16. Overloaded Power Outlets — do not overload wall outlets and extension cords, as this can result in the risk of fire or electric shock.

17. Coaxial Cable Grounding — For this product, the coaxial cable shield/screen shall be grounded as close as practical to the point of entry of the cable into the building. This is per Article 800-93 and Article 800-100 of the NEC, which provides guidelines for proper grounding of the coaxial cable shield.

18. Electric Shock — To reduce the risk of electric shock, do not disassemble this product. Take it to a qualified service person when service or repair work is required. Opening or removing covers may expose you to dangerous voltage or other risks. Incorrect reassembly can cause electric shock when this product is subsequently used.

19. Moving — Avoid moving the unit while it is plugged in to avoid accumulative shock.

20. CAUTION — Danger of explosion if battery is incorrectly replaced. Replace only with the same or equivalent type recommended by the manufacturer. Dispose of used batteries according to the manufacturer's instructions.

Limited Warranty

90 Days Labor | One Year Parts Exchange

WHO IS COVERED?

You must have proof of purchase to receive warranty service. A sales receipt or other document showing that you purchased the product is considered proof of purchase.

WHAT IS COVERED?

Each TiVo box is manufactured from parts and components that are new or substantially equivalent to new in accordance with industry-standard practices. TiVo warrants that the TiVo box will be free from defects in materials and workmanship during the limited warranty period described herein. The limited warranty coverage begins the day you purchase the product, as further described in the following text. For 90 days from the purchase date, the TiVo box will be replaced with a repaired, renewed or comparable product (whichever is deemed necessary by TiVo) if it becomes defective or inoperative (subject to the exclusions set forth below). This exchange is done without charge to you for parts and labor (except applicable taxes, if any). You will be responsible for the cost of shipping. From 90 days to 1 year from the date of purchase, your TiVo box will be replaced with a repaired, renewed, or comparable product (whichever is deemed necessary by TiVo) if it becomes defective or inoperative (subject to the exclusions set forth below). You will be responsible for all labor and shipping costs. Contact Customer Support at tivo.com/support or 877-367-8486 to obtain the labor costs for your exchange.

All products, including replacement products, are covered for solely the original warranty period. When the warranty on the original product expires, the warranty on the replacement product also expires. After one year from the date of purchase, you pay for the replacement of all parts, and for all labor and shipping charges.

WHAT IS EXCLUDED?

Your warranty does not cover:

- Labor charges for installation or setup of the product.
- Any taxes imposed on TiVo for units replaced or repaired under this warranty.
- Installation, performance, or repair of: audio/video cabling, telephone line, or accessory attachments used with the product.
- Product replacement because of damage due to misuse, your negligence or recklessness, accident, lightning, unauthorized repair, or other cause not within the control of TiVo Inc. Please note that removing the cover of the TiVo box for any reason voids the warranty.
- Reception transmission problems caused by signal conditions, telephone line, or cable or antenna systems outside the unit.
- Damages to, or viruses that may infect, your TiVo box or other devices arising from the use of unauthorized third party devices in connection with your TiVo box.
- Incidental or consequential damages resulting from the product. (Some states do not allow the exclusion of incidental or consequential damages, so the above exclusion may not apply to you.)
- A product that has been modified or adapted to enable it to operate in any country other than the country for which it was designed, and then damaged by or as a result of these modifications.
- A product used for commercial or institutional purposes.

- Access connections (telephone or broadband), including charges from your communications provider.

MAKE SURE YOU KEEP..

Please keep your sales receipt or other document showing proof of purchase. Attach it to this guide and keep both nearby. Also keep the original box and packing materials in case you need to return your product.

BEFORE YOU REQUEST WARRANTY SERVICE

Please check the troubleshooting advice found at tivo.com/support before calling Customer Support. Following the troubleshooting tips contained therein may save you a call to Customer Support.

TO GET WARRANTY SERVICE...

If you believe you need service for your TiVo box, contact Customer Support at tivo.com/support or 877-367-8486. A representative will go through a diagnostic checklist with you. If it is determined that the product needs to be exchanged, you will receive a return authorization number. The representative will give you complete shipping details.

TO GET OUT-OF-WARRANTY SERVICE...

Out-of-warranty service can be obtained at a nominal cost for replacement and handling. To obtain out-of-warranty service, contact Customer Support at tivo.com/support or 877-367-8486 to obtain the cost of an out-of-warranty exchange for your product.

REMEMBER...

Record the model and service numbers found on the product below:

MODEL # _____

SERVICE # _____

All implied warranties, including implied warranties of merchantability and fitness for a particular purpose, are limited in duration to the duration of this express warranty. Some states (or jurisdictions) do not allow limitations on how long an implied warranty lasts, so the above limitation may not apply to you. This warranty gives you specific legal rights. You may have other rights which vary from state to state (or jurisdiction to jurisdiction). TIVO'S RESPONSIBILITY FOR MALFUNCTIONS AND DEFECTS IN TIVO BOXES IS LIMITED TO REPAIR AND REPLACEMENT AS SET FORTH IN THIS LIMITED WARRANTY. ALL EXPRESS AND IMPLIED WARRANTIES FOR THE TIVO BOX, INCLUDING BUT NOT LIMITED TO ANY IMPLIED WARRANTIES OF AND ALL CONDITIONS OF MERCHANTABILITY AND FITNESS FOR A PARTICULAR PURPOSE, ARE LIMITED IN DURATION TO THE LIMITED WARRANTY PERIOD SET FORTH ABOVE, AND NO WARRANTIES, WHETHER EXPRESS OR IMPLIED, WILL APPLY AFTER SUCH PERIOD. Some states (or jurisdictions) do not allow limitations on how long an implied warranty lasts, so the above limitation may not apply to you.

TIVO DOES NOT ACCEPT LIABILITY BEYOND THE REMEDIES SET FORTH IN THIS LIMITED WARRANTY OR LIABILITY FOR INCIDENTAL OR CONSEQUENTIAL DAMAGES, INCLUDING WITHOUT LIMITATION ANY LIABILITY FOR PRODUCTS NOT BEING AVAILABLE FOR USE OR FOR LOST DATA. Some states (or jurisdictions) do not allow the exclusion of incidental or consequential damages, so the above exclusion may not apply to you. This warranty gives you specific legal rights, and you may also have other rights which vary from state to state (or jurisdiction to jurisdiction).

