

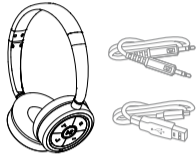
HMDX

Bluetooth headset

QUICK START GUIDE

CONTENTS

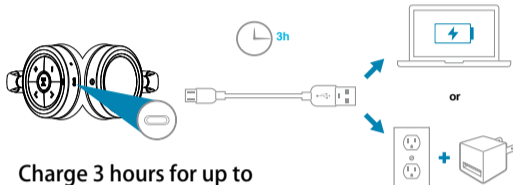
CONTENIDO / CONTENU



Headset
Line-in Cable
USB Cable

CHARGING

RECARGA DE BATERÍAS / CHARGE

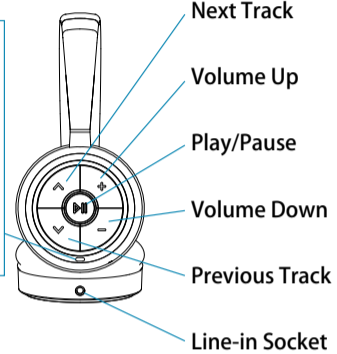
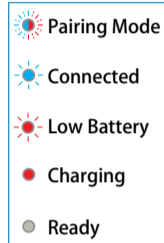


Charge 3 hours for up to
15 hours of play time

AC Adaptor not included


CONTROLS

CONTROLES / COMMANDES



BLUETOOTH® CONNECTION

CONEXIÓN BLUETOOTH® / CONNEXION BLUETOOTH®



Long press the play/pause
button for 2 seconds to
power on



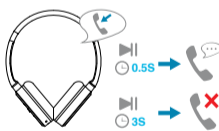
Enable Bluetooth on your
device and choose HMDX
Journey from the list. If
prompted, enter code
"0000."



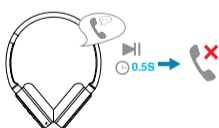
Your headsets will
automatically power
off after 2 minutes of
unpaired inactivity.

SPEAKERPHONE CONTROLS

CONTROLES PARA EL PARLANTE DEL TELÉFONO /
COMMANDES DU TÉLÉPHONE À HAUT-PARLEUR



Short press play/pause to
answer an incoming call.
Long press to reject.



Press play/pause to end
an active call.

NEED MORE HELP?

¿NECESITA MÁS AYUDA? / BESOIN D'AIDE?



[www.jamaudio.com/
instruction-books](http://www.jamaudio.com/instruction-books)

EN For complete user guide and to register
your product, visit us online.

ES Para la Guía de Uso completa, y para registrar
su producto con nosotros, por favor visítenos
en la internet.

FR Pour consulter un guide complet de
l'utilisateur et enregistrer votre appareil, visitez
notre site Web.

CUSTOMER SERVICE

SERVICIO AL CLIENTE / SERVICE À LA CLIENTÈLE

USA
✉ cservice@jamaudio.com
☎ 1.888.802.0040
8:30am-7:00pm EST M-F / L-V

CANADA
✉ cservice@homedicsgroup.ca
☎ 1.888.225.7378
8:30am-5:00pm EST M-F / L-V

www.jamaudio.com

FCC & IC Statement

This equipment has been tested and found to comply with the limits for a Class B digital device, pursuant to Part 15 of the FCC Rules. These limits are designed to provide reasonable protection against harmful interference in a residential installation. This equipment generates uses and can radiate radio frequency energy and, if not installed and used in accordance with the instructions, may cause harmful interference to radio communications. However, there is no guarantee that interference will not occur in a particular installation. If this equipment does cause harmful interference to radio or television reception, which can be determined by turning the equipment off and on, the user is encouraged to try to correct the interference by one or more of the following measures:

- Reorient or relocate the receiving antenna.
- Increase the separation between the equipment and receiver.
- Connect the equipment into an outlet on a circuit different from that to which the receiver is connected.
- Consult the dealer or an experienced radio/TV technician for help.

This device complies with part 15 of the FCC Rules. Operation is subject to the following two conditions:(1) This device may not cause harmful interference, and (2) this device must accept any interference received, including interference that may cause undesired operation.

Changes or modifications not expressly approved by the party responsible for compliance could void the user's authority to operate the equipment.

This device complies with Industry Canada licence-exempt RSS standard(s).

Operation is subject to the following two conditions: (1) This device may not cause interference, and (2) This device must accept any interference, including interference that may cause undesired operation of the device.

Le présent appareil est conforme aux CNR d'Industrie Canada applicables aux appareils radio exempts de licence. L'exploitation est autorisée aux deux conditions suivantes:

- (1) l'appareil ne doit pas produire de brouillage, et
- (2) l'utilisateur de l'appareil doit accepter tout brouillage radioélectrique subi, même si le brouillage est susceptible d'en compromettre le fonctionnement.