



blackweb[™]

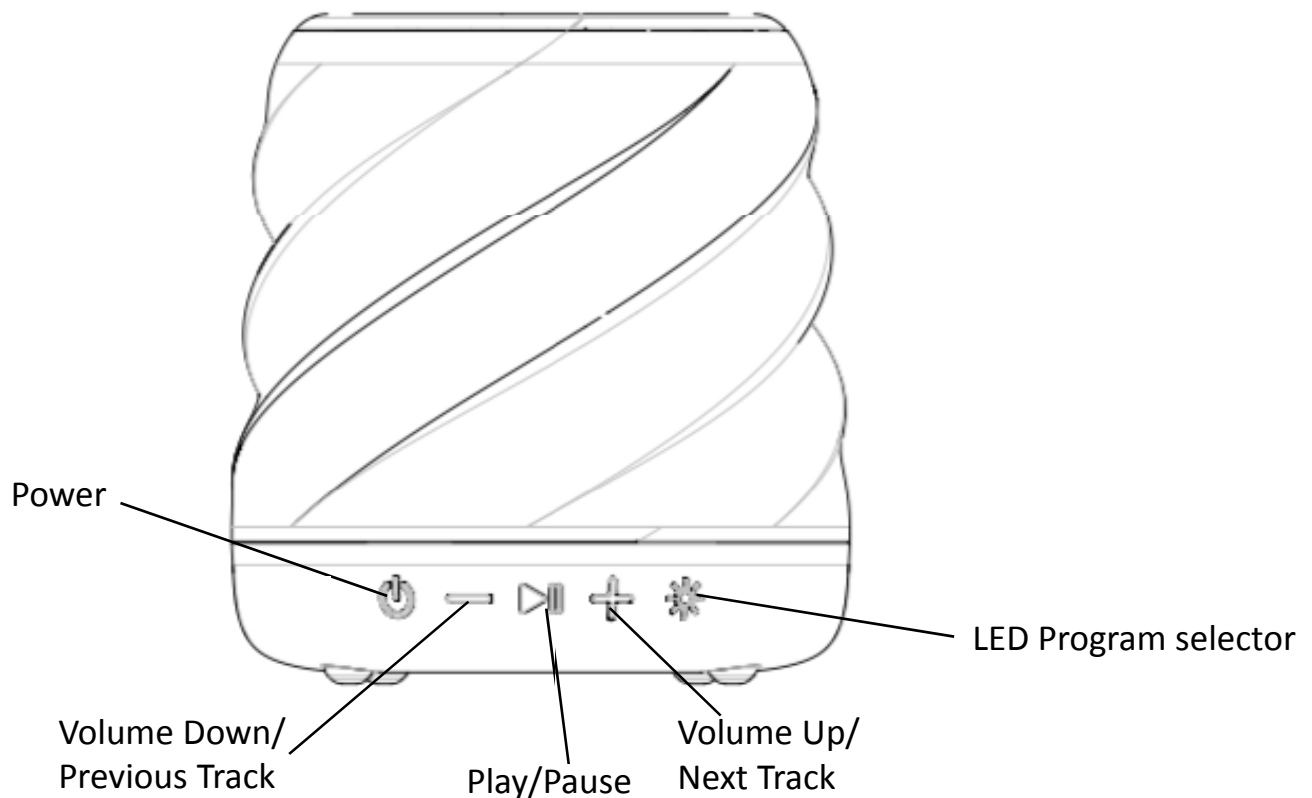
**BLUETOOTH[™]
SPEAKER**

With color-changing
LED lights


Model: BWD19AAS12

PRODUCT GUIDE

Ver.01 Rev.12/05/2018



POWER:

Press and hold the  Power button for 2 seconds to turn device on or off.

VOLUME +:

Short press (< 0.5s) the Volume Up + button to turn up volume. Press and hold the + button (2s) to go to the next track.

VOLUME - :

Short press (< 0.5s) the Volume Down – buttons to turn down volume. Press and hold (2s) the – button to go to previous track.

INDICATOR LIGHT STATUS:

Power on – When the speaker is turned on, a solid blue light will appear momentarily.

Bluetooth pairing indicator – When the speaker is turned on, a flashing blue light indicates the speaker is ready to pair. **Once paired, the light will turn solid blue momentarily, then slowly blink every 5 seconds.**

Power Off - when the speaker is turned off, the indicator light will momentarily turn solid blue, then turn off.

Battery charging – when speaker is charging, the indicator light will turn solid red. Once the speaker is fully charged, the light will turn off.

SPEAKER PAIRING:

To pair the speaker:

1. Make sure the smartphone, tablet, or computer you' re using with the speaker has *Bluetooth*.
2. Turn on the speaker (press and hold the power button for 2 seconds) and look for the small blinking light.
3. Find the **BW COLOR SPK S** speaker in your device' s *Bluetooth* list, and select.

The device and *Bluetooth* will find each other every time, so long as the speaker is set to *Bluetooth* and your device' s *Bluetooth* is on. **If you' re connecting to a computer, consult with your owner' s manual on how to sync your computer to *Bluetooth*.** (AOK : in order to pass PPT easy . we suggest delete this sentence. because not all computer can syn with speaker. it easy to mis-lead ITS)

Auto-off: If the speaker is on but is not connected to *Bluetooth*, it will shut down after 2 minutes. Once paired, the speaker will automatically shut down if paused for 15 minutes or more.

DISCONNECTING DEVICE:

Press the  button for up to 2 seconds to disconnect the speaker from the device and enter into pairing mode.

LIGHT PROGRAMS

Press the  button to cycle through the light programs.

Program 1: Slow fade color transition.

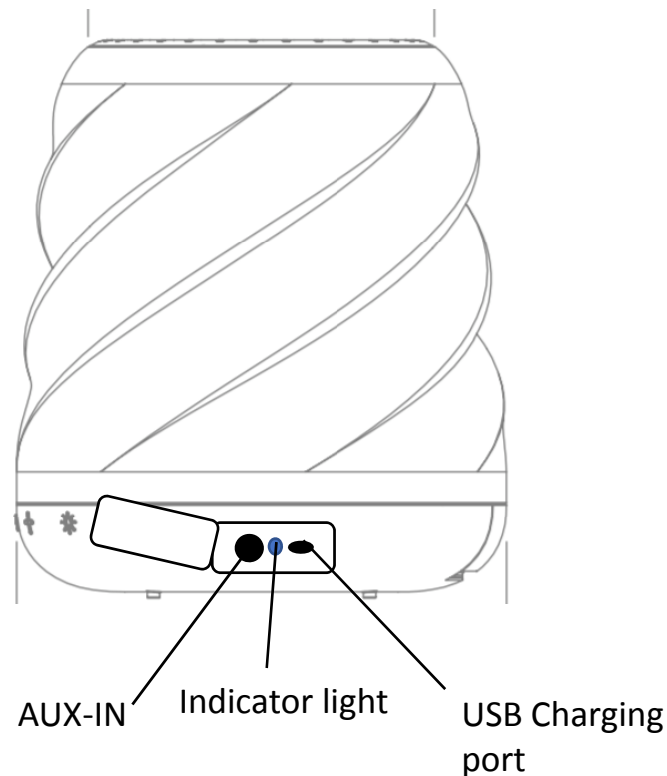
Program 2: Fast Color change.

Program 3: Color select. Stops on the current color displayed.

Program 4: Move to the beat.

Program 5: Candle flicker.

Program 6: Off



AUX-IN MODE:

1. Plug one end of the cord into the speaker and the other into the headphone jack on your device. Press play.

(NOTE: The speaker must be on in order to play.)

USB CABLE:

25 cm micro-USB cable.

CALL HANDLING:

INCOMING CALL:

Answering and ending a call – When speaker is paired to your phone, press the play/ pause ►|| button to answer the call. To end a call, press the play/pause ►|| button.

Move call from speaker to device – If you are on the call and wish to move the call from the speaker to your device, press the play/pause ►|| button (3s).

Reject an incoming call – To reject an incoming call, press the play/pause ►|| button (3s)

Situation	Press play/pause ► button	Press play/pause ► button (3s)
First incoming call	Answer call	Reject call
On call	End call	Move call from speaker to device

FCC WARNING:

This equipment has been tested and found to comply with the limits for a Class B digital device, pursuant to Part 15 of the FCC Rules. These limits are designed to provide reasonable protection against harmful interference in a residential installation. This equipment generates, uses, and can radiate radio frequency energy and, if not installed and used in accordance with the instructions may cause harmful interference to radio communications. However, there is no guarantee that interference will not occur in a particular installation. If the equipment does cause harmful interference to radio or television reception, which can be determined by turning the equipment off and on, the user is encouraged to try to correct the interference by one or more of the following measures:

- Reorient or relocate the receiving antenna.
- Increase the separation between the equipment and receiver.
- Connect the equipment into an outlet on a circuit different from that to which the receiver is connected.
- Consult the dealer or an experienced radio/TV technician for help.
- Any changes or modifications not expressly approved by the party responsible for compliance could void the user's authority to operate the equipment. This device complies with Part 15 of the FCC Rules. Operation is subject to the following two conditions: (1) This device may not cause harmful interference, and (2) This device must accept any interference received, including interference that may cause undesired operation.

FCC RF EXPOSURE STATEMENT:

- This equipment complies with FCC radiation exposure limits set forth for an uncontrolled environment. This transmitter must not be co-located or operating in conjunction with any other antenna or transmitter.

ISED CAUTION:

- This device complies with Innovation, Science, and Economic Development Canada license exempt RSS standard(s). Operation is subject to the following two conditions: (1) This device may not cause interference, and (2) This device must accept any interference, including interference that may cause undesired operation of the device.

ISED RF EXPOSURE STATEMENT:

- The device is in compliance with RF exposure guidelines, users can obtain Canadian information on RF exposure and compliance.

Blackweb is a trademark of Walmart Stores, Inc. Bluetooth® word mark and logos are registered trademarks owned by Bluetooth SIG, Inc., and any use of such marks by Blackweb is under license. Distributed by Walmart Stores, Inc., Bentonville, AR 72716

© 2019 Walmart Stores, Inc. All rights reserved.
Walmart.com

IB-WM1900

SPLASH PROOF (IPX4 RATING):

IPX4 rating means this speaker is splash proof. Water being splashed on the speaker from any direction will not cause any harm to the speaker or affect its performance.

CLEANING:

Use a soft, dry towel to clean the speaker. Using water, harsh cleaners, or anything else may cause harm to the mechanics inside. Remember to keep the charging and aux flap flush with the speaker for the best protection.

IMPORTANT LEGAL INFORMATION

IMPORTANT SAFEGUARDS:

When using an electrical product, basic precautions should always be followed, including the following:

READ ALL INSTRUCTIONS BEFORE USING

- **WARNING: Listen responsibly. To avoid hearing damage, make sure the volume on your device is turned down before connecting to the speaker. After turning on your speaker, gradually turn up the volume until you reach a comfortable listening volume.**
- Use this product only for its intended use as described in this manual. Do not use attachments not recommended by Blackweb.
- Blackweb is not liable for any damage caused to smartphones, iPod/MP3 players, or any other device.
- Do not place or store this product where it can fall or be dropped into a tub or sink.
- Do not place or drop into water or any other liquid.
- Not for use by children. THIS IS NOT A TOY.
- Never operate this product if it has a damaged cord, plug, cable, or housing.
- Keep away from heated surfaces.
- Only set on dry surfaces. Do not place on surfaces wet from water or cleaning solvents.

A MESSAGE FROM THE ENVIRONMENT

WARNING: This product has an internal, non-replaceable lithium battery. Please dispose of in accordance with your local, state, province, and country guidelines. This product contains small parts that may present a choking hazard for young children.

- **CAUTION: All servicing of this product must be performed by authorized audio Service personnel only.**