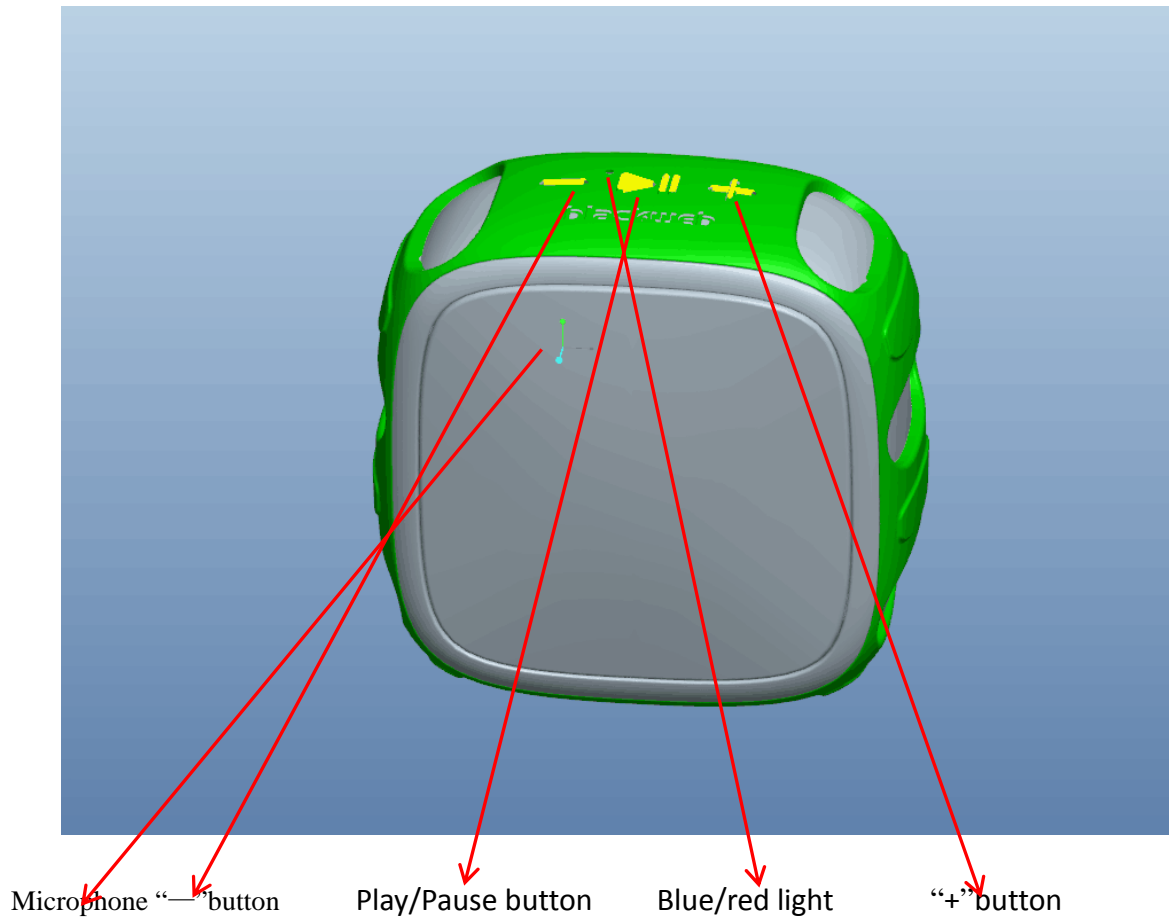



## Operation Description





Usb Charge port(600mA) Line in port

### **Button function:**

Play/Pause button: Long press is power on/power off/reject call/switch call 1 and call 2/reject 2<sup>nd</sup> call.Default is Bluetooth mode after power on.

Short press is play/pause/answer call or hang up,support third party calling.

“+”Button:Volume plus,bluetooth volume synchronize with IOS.Long press is next track.

“-”Button,volume down,bluetooth volume synchronize with IOS.Long press is previous.








Buttons associative function:

“+”and “-”,long press at the same time is disconnect bluetooth.

## LED indicator:

1. When disconnect bluetooth, red and blue light flash fast alternately, blue light flash slow when connected bluetooth successfully.
2. When charging condition, red light keeps on, red light goes off after fully charged.
3. When AUX IN condition, blue light slow flash (every 3 seconds flash one time)

Prompt tone: total has seven prompt tones:

 BATTERY-HIGH_SET-1_MAST...	258.45 KB
 BLUETOOTH-PAIRING_SET-...	258.45 KB
 BATTERY-MEDIUM_SET-1_M...	300.17 KB
 POWER-OFF_SET-1_MASTER...	339.20 KB
 BATTERY-LOW_SET-1_MAST...	344.58 KB
 POWER-ON_SET-1_MASTER....	360.61 KB
 BLUETOOTH-CONNECTED_...	376.88 KB

BATTERY HIGH prompt tone play one time when battery voltage is 4.1V;

BATTERY MEDIUM prompt tone play one time when battery voltage is 3.8V;

BATTERY LOW prompt tone start play one time every 10 minutes when battery voltage is 3.6V, when play 4 times and after 5 minutes will power off automatically

Charge: use DC 5V-2000mA USB port charger to charge, charging current is 2000mA when 3.7V.

## Bluetooth pairing name:

**US version** WM1805 is Blackweb\_RGD\_A013

When disconnect bluetooth, power off automatically after 2 minutes.

When connected bluetooth, power off automatically after 15 minutes no-operation.

Quiescent current: less than 20uA

Bluetooth transmission range: exceeded 10 meters.

## FCC Caution:

Any Changes or modifications not expressly approved by the party responsible for compliance could void the user's authority to operate the equipment.

This device complies with part 15 of the FCC Rules. Operation is subject to the following two conditions: (1) This device may not cause harmful interference, and (2) this device must accept any interference received, including interference that may cause undesired operation.

Note: This equipment has been tested and found to comply with the limits for a Class B digital device, pursuant to part 15 of the FCC Rules. These limits are designed to provide reasonable protection against harmful interference in a residential installation. This equipment generates, uses and can radiate radio frequency energy and, if not installed and used in accordance with the instructions, may cause harmful interference to radio communications. However, there is no guarantee that interference will not occur in a particular installation. If this equipment does cause harmful interference to radio or television reception, which can be determined by

turning the equipment off and on, the user is encouraged to try to correct the interference by one or more of the following measures:

—Reorient or relocate the receiving antenna.

—Increase the separation between the equipment and receiver.

—Connect the equipment into an outlet on a circuit different from that to which the receiver is connected.

—Consult the dealer or an experienced radio/TV technician for help.

**FCC Radiation Exposure Statement:**

This equipment complies with FCC radiation exposure limits set forth for an uncontrolled environment. This equipment should be installed and operated with minimum distance 20cm between the radiator& your body.

This transmitter must not be co-located or operating in conjunction with any other antenna or transmitter.