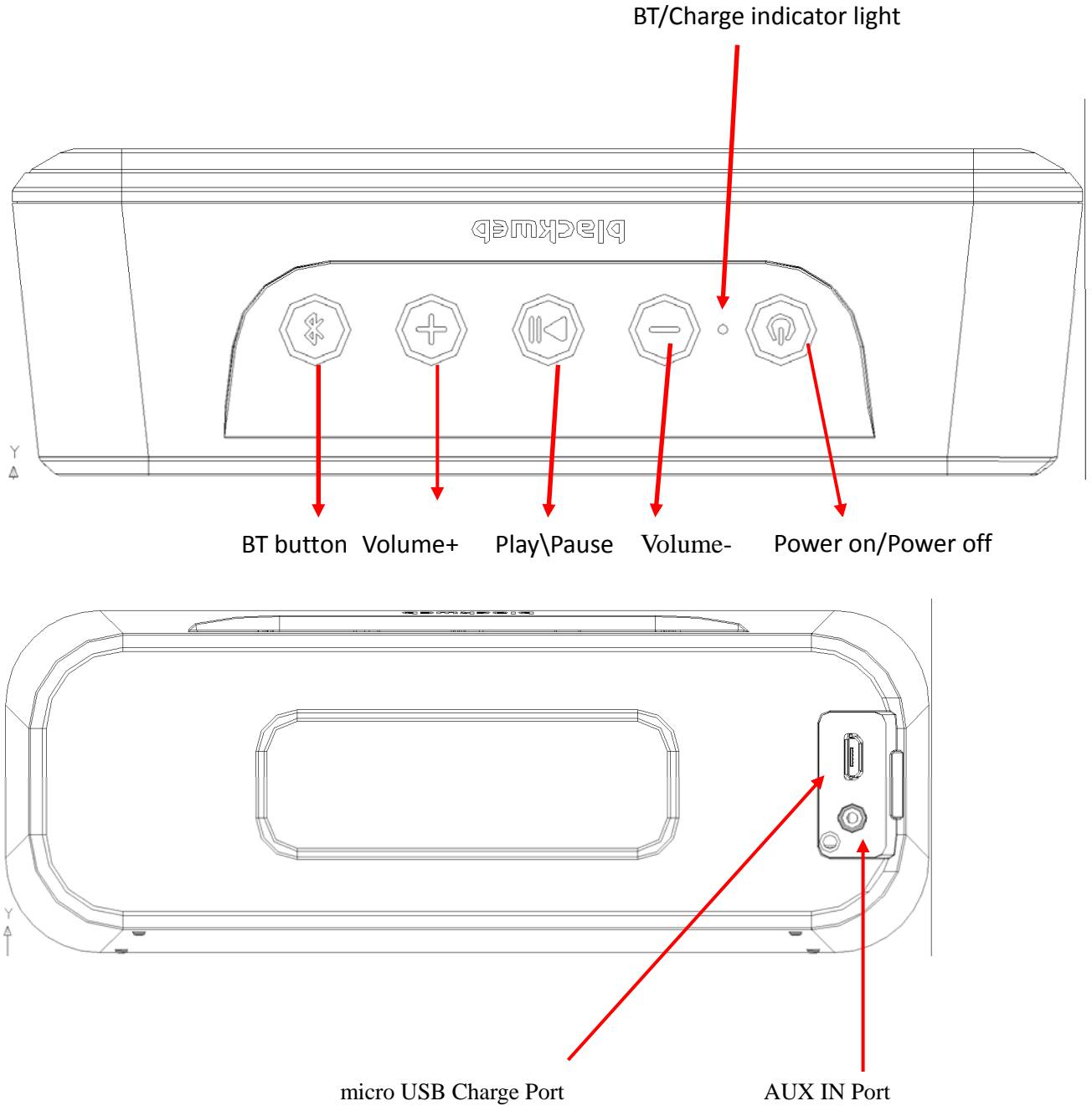


# User manual

## Functional buttons



### Button function:

Power source button: long press 2 seconds is power on/off

Bluetooth button: long press is disconnect bluetooth

Play/Pause button: long press power source button is power on/power off/reject call/switch call 1 and call 2/reject 2<sup>nd</sup> call.Default is bluetooth mode after power on. Short press is play/pause and hang up,support three-way calling.








"+"button:volume plus,bluetooth volume synchronize with IOS.Long press is next track.

"—"button,bluetooth volume synchronize with IOS.Long press is previous

#### **LED indicator:**

1. When bluetooth pairing mode,blue and red light flash fast alternately,blue light flash slow when connected bluetooth successfully.
2. When charging condition,red light keeps on,red light goes off after fully charged.
3. When AUX IN condition,blue light slow flash(every 3 seconds flash one time)

Prompt tone: total has seven prompt tones:

 BATTERY-HIGH_SET-1_MAST...	258.45 KB
 BLUETOOTH-PAIRING_SET-...	258.45 KB
 BATTERY-MEDIUM_SET-1_M...	300.17 KB
 POWER-OFF_SET-1_MASTER...	339.20 KB
 BATTERY-LOW_SET-1_MAST...	344.58 KB
 POWER-ON_SET-1_MASTER....	360.61 KB
 BLUETOOTH-CONNECTED_...	376.88 KB

BATTERY HIGH prompt tone play one time when battery voltage is 4.1V;

BATTERY MEDIUM prompt tone play one time when battery voltage is 3.8V;

BATTERY LOW prompt tone start play one time every 10 minutes when battery voltage is 3.6V,when play 4 times and after 5 minutes will power off automatically

**Charge:** use DC 5V/2000mA micro USB port charger to charge(when fast charging condition,charging current less than800mA )

Bluetooth pairing name: Blackweb SPRK A009

When disconnect bluetooth , power off automatically after 2 minutes.

Whenconnected bluetooth,power off automatically after 15 minutes no-operation.

Quiescent current:less than 20uA

Bluetooth transmission range:exceeded 10 meters.

#### **FCC Caution:**

Any Changes or modifications not expressly approved by the party responsible for compliance could void the user's authority to operate the equipment.

This device complies with part 15 of the FCC Rules. Operation is subject to the following two conditions: (1) This device may not cause harmful interference, and (2) this device must

accept any interference received, including interference that may cause undesired operation.

Note: This equipment has been tested and found to comply with the limits for a Class B digital device, pursuant to part 15 of the FCC Rules. These limits are designed to provide reasonable protection against harmful interference in a residential installation. This equipment generates, uses and can radiate radio frequency energy and, if not installed and used in accordance with the instructions, may cause harmful interference to radio communications. However, there is no guarantee that interference will not occur in a particular installation. If this equipment does cause harmful interference to radio or television reception, which can be determined by turning the equipment off and on, the user is encouraged to try to correct the interference by one or more of the following measures:

—Reorient or relocate the receiving antenna.

—Increase the separation between the equipment and receiver.

—Connect the equipment into an outlet on a circuit different from that to which the receiver is connected.

—Consult the dealer or an experienced radio/TV technician for help.

#### **FCC Radiation Exposure Statement:**

This equipment complies with FCC radiation exposure limits set forth for an uncontrolled environment. This equipment should be installed and operated with minimum distance 20cm between the radiator & your body.

This transmitter must not be co-located or operating in conjunction with any other antenna or transmitter.

#### **ISED WARNING**

This device complies with Innovation, Science, and Economic Development Canada licence-exempt RSS standard(s). Operation is subject to the following two conditions:

- (1) this device may not cause interference, and
- (2) this device must accept any interference, including interference that may cause undesired operation of the device.

*Le présent appareil est conforme aux CNR d'Innovation, Sciences et Développement économique Canada applicables aux appareils radio exempts de licence.*

*L'exploitation est autorisée aux deux conditions suivantes :*

- (1) l'appareil ne doit pas produire de brouillage, et*
- (2) l'utilisateur de l'appareil doit accepter tout brouillage radioélectrique subi, même si le brouillage est susceptible d'en compromettre le fonctionnement.*

The device is compliance with RF exposure guidelines, users can obtain Canadian information on RF exposure and compliance. The minimum distance from body to use the device is 20cm.

Le présent appareil est conforme

Après examen de ce matériel aux conformité ou aux limites d'intensité de champ RF,

les utilisateurs peuvent sur l'exposition aux radiofréquences et la conformité and compliance d'acquérir

les informations correspondantes. La distance minimale du corps à utiliser le dispositif est de 20cm.