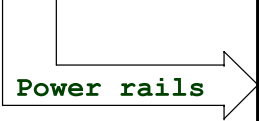


Sheet 4: POWER SUPPLY

Single
PMU
Solution



Atmel
SAMA5D23
Cortex(R)-A5 Processor

Sheet 5: Power Part
Sheet 6: DDR3 CTL
Sheet 7: PIOA & PIOB
Sheet 8: PIOC & PIOD
Sheet 9: SYS & JTAG & DBUG

USB A
DEVICE

USB B
Host



PMU or Battery



256MB
DDR3
SDRAM

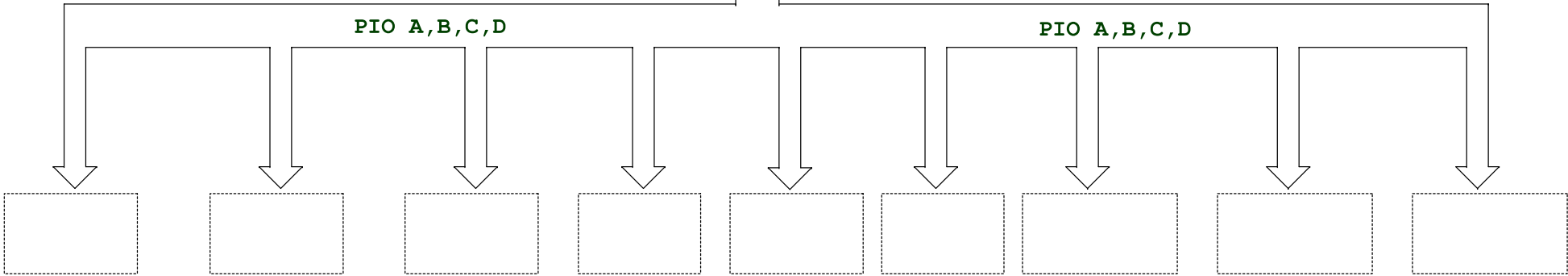
QSPI FLASH



Sheet 10: QSPI FLASH

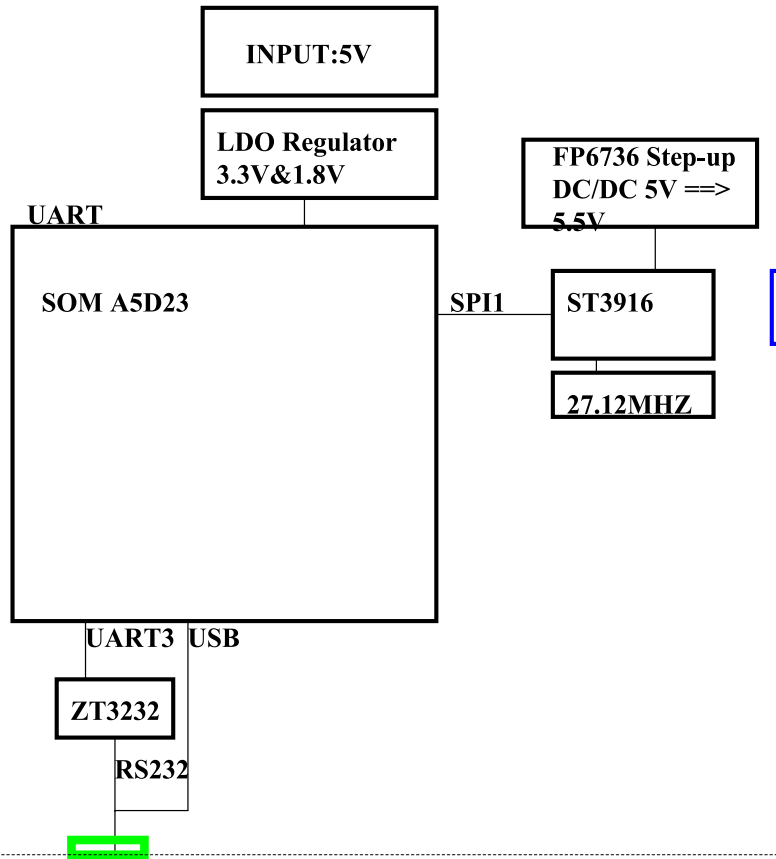
PIO A,B,C,D

PIO A,B,C,D

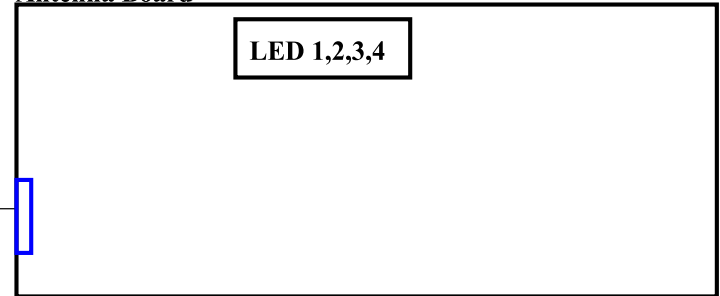


Design By	Gigi Chen	Approve By	Kevin Chang
Date	2021/05/17	Date	2021/05/17
Title 02 Block Diagram			
Size	Document Number		Rev 1
Uniform Industrial Corp.			Sheet 2 of 12

Main PCB



Antenna Board



20 PIN
B to B
P=1.27

**Board to Board
connector**



**DIP
connector**

7Pin wire to system p=2.0

Design By	GigiChen	Approve By	Kevin Chang
Date	2021/07/07	Date	2021/07/07
Title Block Diagram			
Size	Document Number UIC680FGP main board(3161126000-R)	Rev	2
Uniform Industrial Corp.		Sheet	2 of 10